



COMPLETE
METALWORKING
SOLUTIONS

(800) 991-4225

www.ahbinc.com

ISO Certified


customerservice@ahbinc.com

EMUGE
FRANKEN

NEW
Expanded Line



EMUGE
PRECISION THREAD
GAGING SOLUTIONS



Precision Fixed Limit Thread Gages

Emuge's comprehensive line of thread gages consist of GO/NO-GO plug gages and thread depth plug gages. A Certificate of Accuracy is furnished with each gage.*

Gages inspect the pitch diameter and functional thread for internal-threaded components.

Features:

- Exceptionally hardened tool steel and highly accurate
- Full range of inch, metric sizes in coarse, fine, UNC, UNF, UNEF, STI, NPT, NPTF, along with Emuge Self-Lock™ thread forms
- Accommodates 2B, 3B, 5H and 6H classes of fit
- Stable thread start for easy insertion
- Eliminate thread damage in demanding environments
- * • Short form Certificate of Accuracy is furnished free with each gage. Long form Certificates are available upon request.

Gage certification is performed by accredited calibration service "DECOM UGK GmbH" calibration laboratory



Accommodates **2B, 3B, 5H, 6H** classes of fit.

On sizes 1/4" or 5.5mm and above, a **dirt groove** is provided on the GO side to eliminate thread damage in demanding environments.

Exceptionally hardened tool steel and highly accurate.

A full range of stocked inch and metric gages are manufactured to **ANSI B1.2** (unified screw threads), **ANSI B1.16M** (metric M series screw threads) and **DIN ISO 1502** (metric series screw threads).

Incomplete threads are removed until the beginning of the full thread, in order to create a stable thread start.

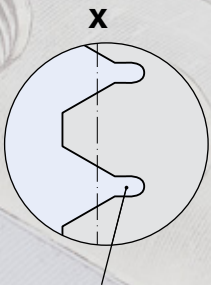
Gage handles with double surfaces for marking, leaving ample space for custom marking requirements. (An Emuge service that is available.)

Knurled handles for maximum gripping ability and safety.

Clearly identified with the size and Emuge identification number for traceability.

Short form **Certificate of Accuracy** is furnished free with each gage. Long form Certificates are available upon request.


The NO-GO side is clearly marked with a **red ring**.



Recessed minor thread diameter of the NO-GO gages for safe function.



Reduced thread start for easy insertion of the NO-GO gage body.



UNC

	Size (in)	EDP No.
2B Class of Fit	#1-64	L0100100.5000
	#2-56	L0100100.5001
	#3-48	L0100100.5002
	#4-40	L0100100.5003
	#5-40	L0100100.5004
	#6-32	L0100100.5005
	#8-32	L0100100.5006
	#10-24	L0100100.5007
	#12-24	L0100100.5008
	1/4-20	L0100100.5009
	5/16-18	L0100100.5010
	3/8-16	L0100100.5011
	7/16-14	L0100100.5012
	1/2-13	L0100100.5013
	9/16-12	L0100100.5014
	5/8-11	L0100100.5015
3/4-10	L0100100.5016	
7/8-9	L0100100.5017	
1"-8	L0100100.5018	
1 1/8-7	L0100100.5019	
1 1/4-7	L0100100.5020	
1 3/8-6	L0100100.5021	
1 1/2-6	L0100100.5022	
3B Class of Fit	#1-64	L0100110.5000
	#2-56	L0100110.5001
	#3-48	L0100110.5002
	#4-40	L0100110.5003
	#5-40	L0100110.5004
	#6-32	L0100110.5005
	#8-32	L0100110.5006
	#10-24	L0100110.5007
	#12-24	L0100110.5008
	1/4-20	L0100110.5009
	5/16-18	L0100110.5010
	3/8-16	L0100110.5011
	7/16-14	L0100110.5012
	1/2-13	L0100110.5013
	9/16-12	L0100110.5014
	5/8-11	L0100110.5015
3/4-10	L0100110.5016	

UNC (CONT.)

	Size (in)	EDP No.
3B Class of Fit	7/8-9	L0100110.5017
	1"-8	L0100110.5018
	1 1/8-7	L0100110.5019
	1 1/4-7	L0100110.5020
	1 3/8-6	L0100110.5021
	1 1/2-6	L0100110.5022

UNF

	Size (in)	EDP No.
2B Class of Fit	#0-80	L0100100.5033
	#1-72	L0100100.5034
	#2-64	L0100100.5035
	#3-56	L0100100.5036
	#4-48	L0100100.5037
	#5-44	L0100100.5038
	#6-40	L0100100.5039
	#8-36	L0100100.5040
	#10-32	L0100100.5041
	#12-28	L0100100.5042
	1/4-28	L0100100.5043
	5/16-24	L0100100.5044
	3/8-24	L0100100.5045
	7/16-20	L0100100.5046
	1/2-20	L0100100.5047
	9/16-18	L0100100.5048
5/8-18	L0100100.5049	
3/4-16	L0100100.5050	
7/8-14	L0100100.5051	
1"-12	L0100100.5052	
1 1/8-12	L0100100.5053	
1 1/4-12	L0100100.5054	
1 3/8-12	L0100100.5055	
1 1/2-12	L0100100.5056	
3B Class of Fit	#0-80	L0100110.5033
	#1-72	L0100110.5034
	#2-64	L0100110.5035
	#3-56	L0100110.5036
	#4-48	L0100110.5037
#5-44	L0100110.5038	

UNF (CONT.)

	Size (in)	EDP No.
3B Class of Fit	#6-40	L0100110.5039
	#8-36	L0100110.5040
	#10-32	L0100110.5041
	#12-28	L0100110.5042
	1/4-28	L0100110.5043
	5/16-24	L0100110.5044
	3/8-24	L0100110.5045
	7/16-20	L0100110.5046
	1/2-20	L0100110.5047
	9/16-18	L0100110.5048
	5/8-18	L0100110.5049
	3/4-16	L0100110.5050
	7/8-14	L0100110.5051
	1"-12	L0100110.5052
	1 1/8-12	L0100110.5053
	1 1/4-12	L0100110.5054
1 3/8-12	L0100110.5055	
1 1/2-12	L0100110.5056	

NEW UNEF

	Size (in)	EDP No.
2B Class of Fit	1/4-32	L0100100.5058
	5/16-32	L0100100.5059
	3/8-32	L0100100.5060
	7/16-28	L0100100.5061
	1/2-28	L0100100.5062
	9/16-24	L0100100.5063
	5/8-24	L0100100.5064
	3/4-20	L0100100.5066
7/8-20	L0100100.5068	
1"-20	L0100100.5070	
3B Class of Fit	1/4-32	L0100110.5058
	5/16-32	L0100110.5059
	3/8-32	L0100110.5060
	7/16-28	L0100110.5061
	1/2-28	L0100110.5062
	9/16-24	L0100110.5063
5/8-24	L0100110.5064	
7/8-20	L0100110.5068	
1"-20	L0100110.5070	



NEW STI UNC

	Size (in)	EDP No.
2B Class of Fit	#2-56	L0100100.5609
	#4-40	L0100100.5611
	#5-40	L0100100.5612
	#6-32	L0100100.5613
	#8-32	L0100100.5614
	#10-24	L0100100.5615
	#12-24	L0100100.5616
	1/4-20	L0100100.5617
	5/16-18	L0100100.5618
	3/8-16	L0100100.5619
	7/16-14	L0100100.5620
	1/2-13	L0100100.5621
	9/16-12	L0100100.5622
	5/8-11	L0100100.5623
	3/4-10	L0100100.5624
7/8-9	L0100100.5625	
1"-8	L0100100.5626	
3B Class of Fit	#2-56	L0100110.5609
	#4-40	L0100110.5611
	#5-40	L0100110.5612
	#6-32	L0100110.5613
	#8-32	L0100110.5614
	#10-24	L0100110.5615
	#12-24	L0100110.5616
	1/4-20	L0100110.5617
	5/16-18	L0100110.5618
	3/8-16	L0100110.5619
	7/16-14	L0100110.5620
	1/2-13	L0100110.5621
	9/16-12	L0100110.5622
	5/8-11	L0100110.5623
	3/4-10	L0100110.5624
7/8-9	L0100110.5625	
1"-8	L0100110.5626	

NEW STI UNF

	Size (in)	EDP No.
2B Class of Fit	#4-48	L0100100.5633
	#6-40	L0100100.5635
	#8-36	L0100100.5636
	#10-32	L0100100.5637
	1/4-28	L0100100.5639
	5/16-24	L0100100.5640
	3/8-24	L0100100.5641
	7/16-20	L0100100.5642
	1/2-20	L0100100.5643
	9/16-18	L0100100.5644
	5/8-18	L0100100.5645
	3/4-16	L0100100.5646
	7/8-14	L0100100.5647
	1"-12	L0100100.5648
	3B Class of Fit	#4-48
#6-40		L0100110.5635
#8-36		L0100110.5636
#10-32		L0100110.5637
1/4-28		L0100110.5639
5/16-24		L0100110.5640
3/8-24		L0100110.5641
7/16-20		L0100110.5642
1/2-20		L0100110.5643
9/16-18		L0100110.5644
5/8-18		L0100110.5645
3/4-16		L0100110.5646
7/8-14		L0100110.5647
1"-12		L0100110.5648



NPT

Size (in)	EDP No.
1/16-27	L0500100.5763
1/8-27	L0500100.5764
1/4-18	L0500100.5765
3/8-18	L0500100.5766
1/2-14	L0500100.5767
3/4-14	L0500100.5768
1"-11-1/2	L0500100.5769

NPTF

Size (in)	EDP No.
1/16-27	L0520100.5782
1/8-27	L0520100.5783
1/4-18	L0520100.5784
3/8-18	L0520100.5785
1/2-14	L0520100.5786
3/4-14	L0520100.5787



METRIC / ANSI*

	Size (mm)	EDP No.
6H Class of Fit	M 1.6 x 0.35	LU100100.0016
	M 2 x 0.4	LU100100.0020
	M 2.5 x 0.45	LU100100.0025
	M 3 x 0.5	LU100100.0030
	M 3.5 x 0.6	LU100100.0035
	M 4 x 0.7	LU100100.0040
	M 5 x 0.8	LU100100.0050
	M 6 x 1	LU100100.0060
	M 8 x 1.25	LU100100.0080
	M 10 x 1.5	LU100100.0100
	M 11 x 1.5	LU100100.0111
	M 12 x 1.75	LU100100.0112
	M 14 x 2	LU100100.0114
	M 16 x 2	LU100100.0116
	M 18 x 2.5	LU100100.0118
	M 20 x 2.5	LU100100.0120
	M 22 x 2.5	LU100100.0122
	M 24 x 3	LU100100.0124
	M 30 x 3.5	LU100100.0130
M 36 x 4	LU100100.0136	

METRIC FINE / ANSI*

	Size (mm)	EDP No.
6H Class of Fit	M 5 x 0.5	LU100100.0218
	M 6 x 0.75	LU100100.0229
	M 8 x 0.75	LU100100.0250
	M 8 x 1	LU100100.0251
	M 10 x 1	LU100100.0276
	M 10 x 1.25	LU100100.0277
	M 12 x 1.25	LU100100.0302
	M 12 x 1.5	LU100100.0303
	M 14 x 1.5	LU100100.0331
	M 15 x 1.5	LU100100.0345
	M 16 x 1.5	LU100100.0359
	M 18 x 1.5	LU100100.0390
	M 20 x 1.5	LU100100.0422
	M 22 x 1.5	LU100100.0438

NEW METRIC / DIN**

	Size (mm)	EDP No.
5H Class of Fit	M 1 x 0.25	L0100100.0010
	M 1.1 x 0.25	L0100100.0011
	M 1.2 x 0.25	L0100100.0012
	M 1.4 x 0.3	L0100100.0014
6H Class of Fit	M 1.6 x 0.35	L0100100.0016
	M 1.7 x 0.35	L0100100.0017
	M 1.8 x 0.35	L0100100.0018
	M 2 x 0.4	L0100100.0020
	M 2.2 x 0.45	L0100100.0022
	M 2.3 x 0.4	L0100100.0023
	M 2.5 x 0.45	L0100100.0025
	M 2.6 x 0.45	L0100100.0026
	M 3 x 0.5	L0100100.0030
	M 3.5 x 0.6	L0100100.0035
	M 4 x 0.7	L0100100.0040
	M 4.5 x 0.75	L0100100.0045
	M 5 x 0.8	L0100100.0050
	M 6 x 1	L0100100.0060
	M 7 x 1	L0100100.0070
	M 8 x 1.25	L0100100.0080
	M 9 x 1.25	L0100100.0090
	M 10 x 1.5	L0100100.0100
	M 11 x 1.5	L0100100.0111
	M 12 x 1.75	L0100100.0112
	M 14 x 2	L0100100.0114
	M 16 x 2	L0100100.0116
	M 18 x 2.5	L0100100.0118
	M 20 x 2.5	L0100100.0120
	M 22 x 2.5	L0100100.0122
	M 24 x 3	L0100100.0124
	M 27 x 3	L0100100.0127
	M 30 x 3.5	L0100100.0130
	M 33 x 3.5	L0100100.0133
	M 36 x 4	L0100100.0136
	M 39 x 4	L0100100.0139

NEW METRIC FINE / DIN**

	Size (mm)	EDP No.
6H Class of Fit	M 2.5 x 0.35	L0100100.0196
	M 2.6 x 0.35	L0100100.0199
	M 3 x 0.35	L0100100.0202
	M 3.5 x 0.35	L0100100.0205
	M 4 x 0.35	L0100100.0209
	M 4 x 0.5	L0100100.0210
	M 4.5 x 0.5	L0100100.0214
	M 5 x 0.35	L0100100.0217
	M 5 x 0.5	L0100100.0218
	M 5 x 0.75	L0100100.0219
	M 6 x 0.35	L0100100.0227
	M 6 x 0.5	L0100100.0228
	M 6 x 0.75	L0100100.0229
	M 7 x 0.75	L0100100.0239
	M 8 x 0.5	L0100100.0249
	M 8 x 0.75	L0100100.0250
	M 8 x 1	L0100100.0251
	M 9 x 0.75	L0100100.0262
	M 9 x 1	L0100100.0263
	M 10 x 0.5	L0100100.0274
	M 10 x 0.75	L0100100.0275
	M 10 x 1	L0100100.0276
	M 10 x 1.25	L0100100.0277
	M 11 x 0.75	L0100100.0287
	M 11 x 1	L0100100.0288
	M 12 x 0.5	L0100100.0299
	M 12 x 0.75	L0100100.0300
	M 12 x 1	L0100100.0301
	M 12 x 1.25	L0100100.0302
	M 12 x 1.5	L0100100.0303
	M 13 x 1	L0100100.0315
	M 13 x 1.5	L0100100.0317
	M 14 x 1	L0100100.0329
	M 14 1.25	L0100100.0330
	M 14 x 1.5	L0100100.0331
	M 15 x 1	L0100100.0343
	M 15 x 1.5	L0100100.0345
	M 16 x 0.5	L0100100.0355
	M 16 x 0.75	L0100100.0356
	M 16 x 1	L0100100.0357

* Gage dimensions according to ANSI B1.16M

** Gage dimensions according to DIN ISO 1502



Self-Lock™ LK

For safety/thread-critical applications

NEW METRIC FINE / DIN** (CONT.)

Size (mm)	EDP No.
M 16 x 1.5	L0100100.0359
M 17 x 1	L0100100.0372
M 17 x 1.5	L0100100.0374
M 18 x 1	L0100100.0388
M 18 x 1.5	L0100100.0390
M 18 x 2	L0100100.0391
M 19 x 1	L0100100.0404
M 19 x 1.5	L0100100.0406
M 20 x 0.5	L0100100.0418
M 20 x 0.75	L0100100.0419
M 20 x 1	L0100100.0420
M 20 x 1.5	L0100100.0422
M 20 x 2	L0100100.0423
M 21 x 1	L0100100.0428
M 21 x 1.5	L0100100.0430
M 22 x 1	L0100100.0436
M 22 x 1.5	L0100100.0438
M 22 x 2	L0100100.0439
M 23 x 1	L0100100.0443
M 24 x 1	L0100100.0450
M 24 x 1.5	L0100100.0452
M 24 x 2	L0100100.0453
M 25 x 1	L0100100.0456
M 25 x 1.5	L0100100.0458
M 25 x 2	L0100100.0459
M 26 x 1	L0100100.0462
M 26 x 1.5	L0100100.0464
M 26 x 2	L0100100.0465
M 27 x 1	L0100100.0468
M 27 1.5	L0100100.0470
M 27 x 2	L0100100.0471
M 28 x 1	L0100100.0474
M 28 x 1.5	L0100100.0476
M 28 x 2	L0100100.0477
M 30 x 0.75	L0100100.0487
M 30 x 1	L0100100.0488
M 30 x 1.5	L0100100.0490
M 30 x 2	L0100100.0491
M 30 x 3	L0100100.0492
M 32 x 1	L0100100.0502

NEW METRIC FINE / DIN** (CONT.)

Size (mm)	EDP No.
M 32 x 1.5	L0100100.0504
M 32 x 2	L0100100.0505
M 33 x 1	L0100100.0509
M 33 x 1.5	L0100100.0511
M 33 x 2	L0100100.0512
M 33 x 3	L0100100.0513
M 34 x 1	L0100100.0516
M 34 x 1.5	L0100100.0518
M 34 x 2	L0100100.0519
M 35 x 1	L0100100.0523
M 35 x 1.5	L0100100.0525
M 35 x 2	L0100100.0526
M 36 x 1	L0100100.0530
M 36 x 1.5	L0100100.0532
M 36 x 2	L0100100.0533
M 36 x 3	L0100100.0534
M 38 x 1	L0100100.0544
M 38 x 1.5	L0100100.0546
M 38 x 2	L0100100.0547
M 39 x 1	L0100100.0551
M 39 x 1.5	L0100100.0553
M 39 x 2	L0100100.0554
M 39 x 3	L0100100.0555
M 40 x 1	L0100100.0558
M 40 x 1.5	L0100100.0560
M 40 x 2	L0100100.0561
M 40 x 3	L0100100.0562

** Gage dimensions according to DIN ISO 1502

SELF-LOCK™ LK

Size	EDP No.
#4-40	L0100100.5656
#6-32	L0100100.5658
#8-32	L0100100.5659
#10-24	L0100100.5660
#12-24	L0100100.5661
1/4-20	L0100100.5662
5/16-18	L0100100.5663
3/8-16	L0100100.5664
7/16-14	L0100100.5665
1/2-13	L0100100.5666
9/16-12	L0100100.5667
5/8-11	L0100100.5668
3/4-10	L0100100.5669
7/8-9	L0100100.5670
1"-8	L0100100.5671
#4-48	L0100100.5707
#6-40	L0100100.5709
#8-36	L0100100.5710
#10-32	L0100100.5711
1/4-28	L0100100.5713
5/16-24	L0100100.5714
3/8-24	L0100100.5715
7/16-20	L0100100.5716
1/2-20	L0100100.5717
9/16-18	L0100100.5718
5/8-18	L0100100.5719
3/4-16	L0100100.5720
M 3 x 0.5	L0100100.1046
M 4 x 0.7	L0100100.1048
M 5 x 0.8	L0100100.1050
M 6 x 1	L0100100.1052
M 8 x 1.25	L0100100.1054
M 10 x 1.5	L0100100.1056
M 12 x 1.75	L0100100.1058
M 14 x 2	L0100100.1059
M 16 x 2	L0100100.1060
M 20 x 2.5	L0100100.1062
M 24 x 3	L0100100.1064
M 14 x 1.5	L0100100.1139



Thread Depth Plug Gages

Visit emuge.com for more information.



Analog – GT-GR-LD Series

Manual Operation

Used for manually gaging threads and thread depths simultaneously, the gage is inserted into the threaded hole and screwed to the bottom. The total thread depth can be read off the scale from the point where the scaled sleeve disappears into the handle, to a resolution of 0.5 mm. Gages can be fitted with a torque limiter on request, for fine adjustment of measuring depth of the thread which allows the user to maintain consistent screw-in torque without transmitting torque.



Analog – TD-Bit-GUT Series

Automatic Operation

Used with a drive unit such as a cordless or pressurized air screwdriver or portable drill, threads and thread depths are simultaneously gaged, saving time and increasing gaging consistency. Automatic gaging with a constant torque improves repeatability and results. Due to a DIN ISO 1173 hexagon 1/4" bit, many gages can be driven with one single unit and quickly changed.

EMUGE Corp.
1800 Century Drive, West Boylston, MA 01583
800-991-4225

Emuge Corp. has been the product technology and performance leader in their field for 100 years. Emuge manufactures an extensive line of taps, drills, thread mills, end mills, toolholders, clamping devices and other rotary cutting tools, over 40,000 items sold through distributors worldwide.