



## HOLDERS:

- CAT50DPM
- CAT40DPM

## CUTTERS:

- 1TG1F
- 1TG1G
- 1DG1P
- 15G1F
- 15T1G
- 15T8E

## APPLICATIONS:

- Short Reach / Gauge Lengths
- Long Reach / Gauge Lengths

# AHB

TOOLING & MACHINERY, INC.

COMPLETE METALWORKING SOLUTIONS  
(800) 991-4225      www.ahbinc.com  
ISO Certified      customerservice@ahbinc.com



## TOP•ON, M20 MODULAR CONNECTION

The new Top-On M20 connection is a very robust connection system that provides increased rigidity in long reach milling applications. The addition of the M20 Top-On now provides increased application range complimenting existing connections M6, M8, M10, M12 and M16. The M20 connection system will provide increased modular milling performance in many applications having larger length to diameter ratios. This new M20 connection is offered with many of Ingersoll most popular stock standard cutters, such as:

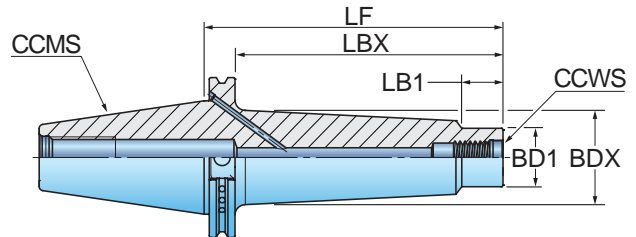
- Hi-Feed Mini (UNLU06)
- Hi-Feed Midi (UNLU09)
- Power Feed 13+ (UNEU13)
- Gold Quad 09 (SDXS09)
- FM Shear - Contour Button Slotters

### Features & Benefits:

- M20 connection offers excellent rigidity & strength
- Milling flexibility & increased performance for long reach application
- Standard CAT40, CAT50, HSK & straight shank holders
- Stock standard M20 Top-On cutters for slotting, hi-feed & contouring
- Special holders available upon request

## SERIES CAT ODP

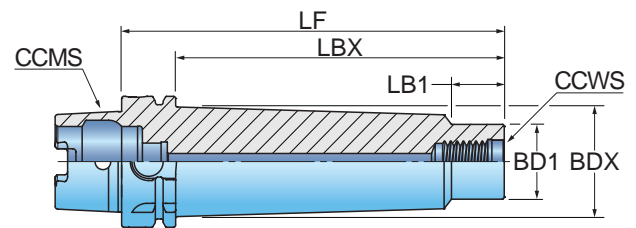
### TOOLHOLDER



Part Number	CCWS Connection Code	LB1 Body Length 1	LBX Body Length Max.	LF Functional Length	BD1 Body Dia. 1	BDX Body Dia. Max.	CCMS Connection Code
CAT40ODPM20X7.250	TopOn M20	1.000	6.500	7.250	1.420	1.750	CAT 40
CAT50ODPM20X7.250	TopOn M20	1.000	6.500	7.250	1.420	2.290	CAT 50
CAT50ODPM20X9.250	TopOn M20	1.000	8.500	9.250	1.420	2.480	CAT 50

## SERIES HSKA ODP INCH

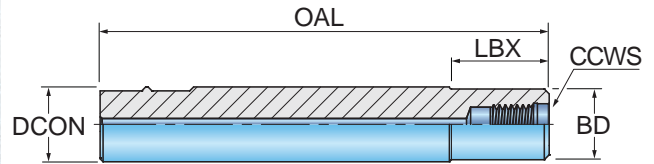
### TOOLHOLDER



Part Number	CCWS Connection Code	LB1 Body Length 1	LBX Body Length Max.	LF Functional Length	BD1 Body Dia. 1	BDX Body Dia. Max.	CCMS Connection Code	CSP Coolant
HSKA63ODPM20X7.250	TopOn M20	1.000	6.250	7.250	1.420	2.070	HSKA63	Yes

## SERIES W MOD SA INCH

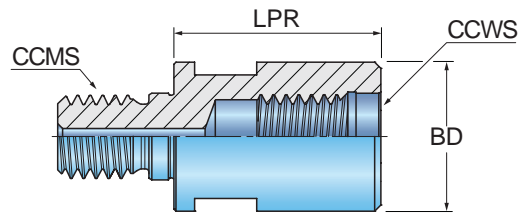
### TOOLHOLDER



Part Number	CCWS Connection Code	LBX Body Length Max.	OAL Overall Length	BD Body Dia.	DCON Shank Dia.	CSP Coolant
W150MOD20SA-90	TopOn M20	2.000	9.000	1.420	1.500	Yes

## SERIES MOD SA INCH

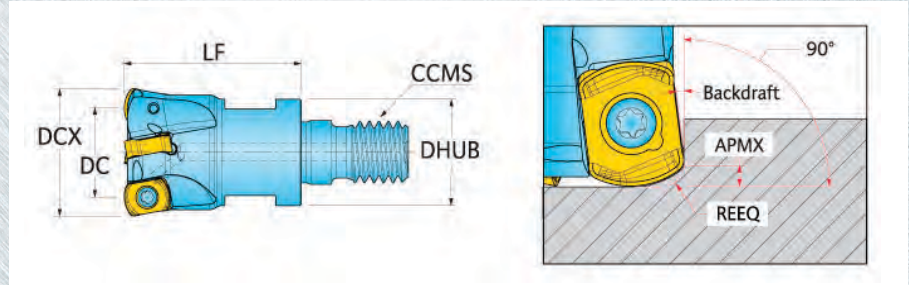
### TOOLHOLDER



Part Number	CCWS Connection Code	BD Body Dia.	CCMS Connection Code	CSP Coolant
MOD20MOD20SA050	TopOn M20	1.420	TopOn M20	Yes

## HI-FEED MINI™ SERIES 1TG1F TOPON STYLE

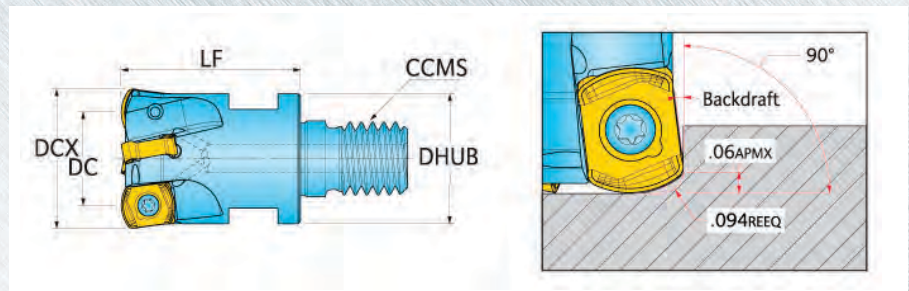
MODULAR END MILLS, 06MM IC  
INSERT SERIES



Part Number	DCX Cutting Dia. Max.	IC	APMX Depth of Cut Max.	LF Functional Length	ZEFF Effective Teeth	REEQ Program Radius	KAPR Cutting Edge Angle	DHUB Hub Dia.	CCMS Connection Code	CSP Coolant	RMPX Ramp Angle Max.
1TG1F-15017X9R01	1.500	1.196	0.04	1.75	6	0.074	90.0	1.42	TopOn M20	Yes	0.8

## HI-FEED MIDI™ SERIES 1TG1G TOPON STYLE

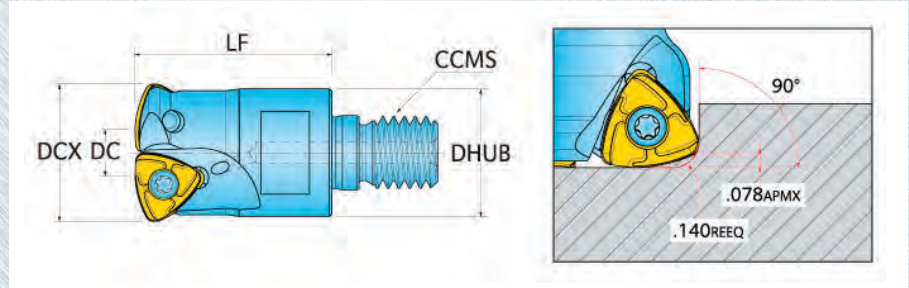
MODULAR END MILLS, 09MM IC  
INSERT SERIES



Part Number	DCX Cutting Dia. Max.	DC Cutting Dia.	APMX Depth of Cut Max.	LF Functional Length	ZEFF Effective Teeth	REEQ Program Radius	KAPR Cutting Edge Angle	DHUB Hub Dia.	CCMS Connection Code	CSP Coolant	RMPX Ramp Angle Max.
1TG1G-15015X9R10	1.500	1.090	.06	1.57	5	0.094	90.0	1.42	TopOn M20	Yes	1.5

## POWERFEED<sup>B+</sup>™ SERIES 1DG1P HI-FEED, TOPON STYLE

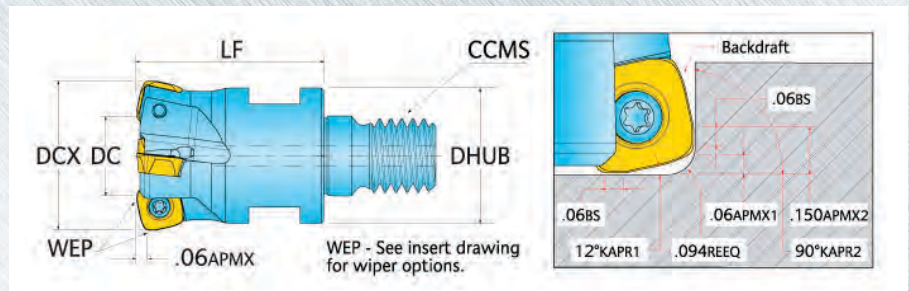
### MODULAR END MILLS, 13MM IC INSERT SERIES



Part Number	DCX Cutting Dia. Max.	DC Cutting Dia.	APMX Depth of Cut Max.	LF Functional Length	ZEFF Effective Teeth	REEQ Program Radius	KAPR Cutting Edge Angle	DHUB Hub Dia.	CCMS Connection Code	CSP Coolant	RMPX Ramp Angle Max.
1DG1P-15017X9R01	1.500	0.755	.078	1.75	3	0.139	90.0	1.42	TopOn M20	Yes	1.5

## GOLDQUAD SERIES 15G1F HI-FEED, TOPON STYLE

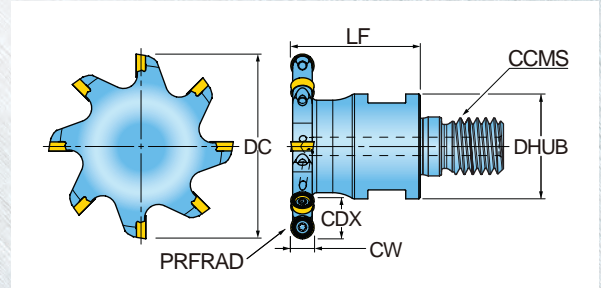
### MODULAR END MILLS, 09MM IC INSERT SERIES



Part Number	DCX Cutting Dia. Max.	DC Cutting Dia..	KAPR Cutting Edge Angle	APMX Depth of Cut Max.	OAL Overall Length	ZEFF Effective Teeth	CSP Coolant	RMPX Ramp Angle Max.
15G1F-15017X9R01	1.500	1.022	12	0.06	2.87	5	Yes	2.3

## FORMMASTER<sup>®</sup>SHEAR™ SERIES 15T1G TOPON STYLE SLOTTER

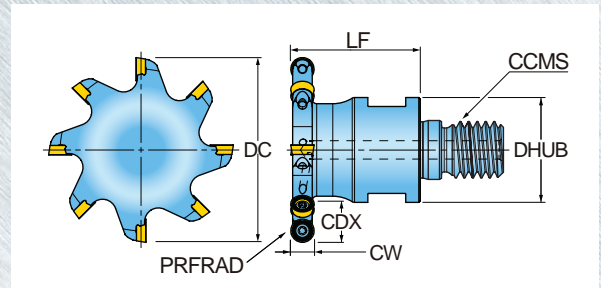
MODULAR SLOTTER, 10MM IC INSERT SERIES



Part Number	DC Cutting Dia.	CW Cutting Width	CDX Cutting Depth Max.	LF Functional Length	ZNP Peripheral Insert COunt	PRFRAD Profile Radius	CCMS Connection Code	DHUB Hub Dia.
15T1G-25039X9R01	2.500	10 mm	0.51	1.75	6	5 mm	TopOn M20	1.42
15T1G-25039X9R02	2.500	10 mm	0.51	1.75	8	5 mm	TopOn M20	1.42
15T1G-30039X9R01	3.000	10 mm	0.76	1.75	8	5 mm	TopOn M20	1.42

## FORMMASTER<sup>®</sup>SHEAR™ SERIES 15T8E TOPON STYLE SLOTTER

MODULAR SLOTTER, 08MM IC INSERT SERIES



Part Number	DC Cutting Dia.	CW Cutting Width	CDX Cutting Depth Max.	LF Functional Length	ZNP Peripheral Insert COunt	PRFRAD Profile Radius	CCMS Connection Code	DHUB Hub Dia.
15T8E-25031X9R01	2.500	8 mm	0.51	1.75	8	4 mm	TopOn M20	1.42
15T8E-30031X9R01	3.000	8 mm	0.76	1.75	9	4 mm	TopOn M20	1.42