



SPS

Tuffy Grade Carbide End Mills

RobbJack's New Super Python Series

**Strikes Harder! Cuts Faster! Squeeze every Cubic Inch of Material out of:
Stainless Steel, Super Alloys, Inconel, Steels, Titanium**

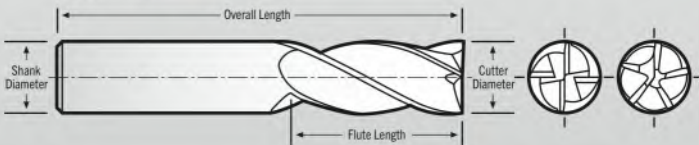
SPS Tuffy Grade Carbide End Mills

Characteristics

Applications

Materials

Coatings



SPS Tolerances
 Cutting Dia. = $-.001/-0.002$
 Shank Dia. = $-.0001/-0.0002$
 Flute Length = $+.060/-0.000$
 OAL = $+/-.060$



SPS-401 4 Flute Stub Length

Add Flats for High Torque Cuts!

Cutting Diameter	Shank Diameter	Flute Length	Corner Radius	Overall Length	Tool Number Flats, Coated	Tool Number No Flats, Coated
0.250	0.250	0.500	0.010	2.500	SPS-401-08-010-FL	SPS-401-08-010
0.250	0.250	0.500	0.030	2.500	SPS-401-08-030-FL	SPS-401-08-030
0.250	0.250	0.500	0.060	2.500	SPS-401-08-060-FL	SPS-401-08-060
0.250	0.250	0.500	BN	2.500	SPS-401-08-BN-FL	SPS-401-08-BN
0.375	0.375	0.500	0.010	2.500	SPS-401-12-010-FL	SPS-401-12-010
0.375	0.375	0.500	0.030	2.500	SPS-401-12-030-FL	SPS-401-12-030
0.375	0.375	0.500	0.060	2.500	SPS-401-12-060-FL	SPS-401-12-060
0.375	0.375	0.500	0.120	2.500	SPS-401-12-120-FL	SPS-401-12-120
0.375	0.375	0.500	BN	2.500	SPS-401-12-BN-FL	SPS-401-12-BN
0.500	0.500	0.625	0.010	3.000	SPS-401-16-010-FL	SPS-401-16-010
0.500	0.500	0.625	0.030	3.000	SPS-401-16-030-FL	SPS-401-16-030
0.500	0.500	0.625	0.060	3.000	SPS-401-16-060-FL	SPS-401-16-060
0.500	0.500	0.625	0.120	3.000	SPS-401-16-120-FL	SPS-401-16-120
0.500	0.500	0.625	BN	3.000	SPS-401-16-BN-FL	SPS-401-16-BN
0.625	0.625	1.250	0.010	3.500	SPS-401-20-010-FL	SPS-401-20-010
0.625	0.625	1.250	0.030	3.500	SPS-401-20-030-FL	SPS-401-20-030
0.625	0.625	1.250	0.060	3.500	SPS-401-20-060-FL	SPS-401-20-060
0.625	0.625	1.250	0.120	3.500	SPS-401-20-120-FL	SPS-401-20-120
0.625	0.625	1.250	BN	3.500	SPS-401-20-BN-FL	SPS-401-20-BN
0.750	0.750	1.000	0.010	4.000	SPS-401-24-010-FL	SPS-401-24-010
0.750	0.750	1.000	0.030	4.000	SPS-401-24-030-FL	SPS-401-24-030
0.750	0.750	1.000	0.060	4.000	SPS-401-24-060-FL	SPS-401-24-060
0.750	0.750	1.000	0.120	4.000	SPS-401-24-120-FL	SPS-401-24-120
0.750	0.750	1.000	0.190	4.000	SPS-401-24-190-FL	SPS-401-24-190
0.750	0.750	1.000	0.250	4.000	SPS-401-24-250-FL	SPS-401-24-250
0.750	0.750	1.000	BN	4.000	SPS-401-24-BN-FL	SPS-401-24-BN
1.000	1.000	1.250	0.010	4.000	SPS-401-32-010-FL	SPS-401-32-010
1.000	1.000	1.250	0.030	4.000	SPS-401-32-030-FL	SPS-401-32-030
1.000	1.000	1.250	0.060	4.000	SPS-401-32-060-FL	SPS-401-32-060
1.000	1.000	1.250	0.120	4.000	SPS-401-32-120-FL	SPS-401-32-120
1.000	1.000	1.250	0.190	4.000	SPS-401-32-190-FL	SPS-401-32-190
1.000	1.000	1.250	0.250	4.000	SPS-401-32-250-FL	SPS-401-32-250
1.000	1.000	1.250	BN	4.000	SPS-401-32-BN-FL	SPS-401-32-BN



Different Corner Radii Available
 Add -CR and desired corner radius size
 Example:
 SPS-401-12-**CR.050**
 for a .050" corner radius



SPS-403 4 Flute Standard Length


Cutting Diameter	Shank Diameter	Flute Length	Corner Radius	Overall Length	Tool Number Flats, Coated	Tool Number No Flats, Coated
0.250	0.250	0.750	0.010	2.500	SPS-403-08-010-FL	SPS-403-08-010
0.250	0.250	0.750	0.030	2.500	SPS-403-08-030-FL	SPS-403-08-030
0.250	0.250	0.750	0.060	2.500	SPS-403-08-060-FL	SPS-403-08-060
0.250	0.250	0.750	BN	2.500	SPS-403-08-BN-FL	SPS-403-08-BN
0.375	0.375	1.000	0.010	2.500	SPS-403-12-010-FL	SPS-403-12-010
0.375	0.375	1.000	0.030	2.500	SPS-403-12-030-FL	SPS-403-12-030
0.375	0.375	1.000	0.060	2.500	SPS-403-12-060-FL	SPS-403-12-060
0.375	0.375	1.000	0.120	2.500	SPS-403-12-120-FL	SPS-403-12-120
0.375	0.375	1.000	BN	2.500	SPS-403-12-BN-FL	SPS-403-12-BN
0.500	0.500	1.250	0.010	3.000	SPS-403-16-010-FL	SPS-403-16-010
0.500	0.500	1.250	0.030	3.000	SPS-403-16-030-FL	SPS-403-16-030
0.500	0.500	1.250	0.060	3.000	SPS-403-16-060-FL	SPS-403-16-060
0.500	0.500	1.250	0.120	3.000	SPS-403-16-120-FL	SPS-403-16-120
0.500	0.500	1.250	BN	3.000	SPS-403-16-BN-FL	SPS-403-16-BN
0.625	0.625	2.000	0.010	3.500	SPS-403-20-010-FL	SPS-403-20-010
0.625	0.625	2.000	0.030	3.500	SPS-403-20-030-FL	SPS-403-20-030
0.625	0.625	2.000	0.060	3.500	SPS-403-20-060-FL	SPS-403-20-060
0.625	0.625	2.000	0.120	3.500	SPS-403-20-120-FL	SPS-403-20-120
0.625	0.625	2.000	BN	3.500	SPS-403-20-BN-FL	SPS-403-20-BN
0.750	0.750	1.625	0.010	4.000	SPS-403-24-010-FL	SPS-403-24-010
0.750	0.750	1.625	0.030	4.000	SPS-403-24-030-FL	SPS-403-24-030
0.750	0.750	1.625	0.060	4.000	SPS-403-24-060-FL	SPS-403-24-060
0.750	0.750	1.625	0.120	4.000	SPS-403-24-120-FL	SPS-403-24-120
0.750	0.750	1.625	0.190	4.000	SPS-403-24-190-FL	SPS-403-24-190
0.750	0.750	1.625	0.250	4.000	SPS-403-24-250-FL	SPS-403-24-250
0.750	0.750	1.625	BN	4.000	SPS-403-24-BN-FL	SPS-403-24-BN
1.000	1.000	2.625	0.010	5.000	SPS-403-32-010-FL	SPS-403-32-010
1.000	1.000	2.625	0.030	5.000	SPS-403-32-030-FL	SPS-403-32-030
1.000	1.000	2.625	0.060	5.000	SPS-403-32-060-FL	SPS-403-32-060
1.000	1.000	2.625	0.120	5.000	SPS-403-32-120-FL	SPS-403-32-120
1.000	1.000	2.625	0.190	5.000	SPS-403-32-190-FL	SPS-403-32-190
1.000	1.000	2.625	0.250	5.000	SPS-403-32-250-FL	SPS-403-32-250
1.000	1.000	2.625	BN	5.000	SPS-403-32-BN-FL	SPS-403-32-BN

Add Flats for
High Torque Cuts!

**Center
Cutting**



**Variable
Helix**



**Tool Holder
Slippage?
Add Flats!**



SPS-405 4 Flute Extra Long Length

Cutting Diameter	Shank Diameter	Flute Length	Corner Radius	Overall Length	Tool Number Flats, Coated	Tool Number No Flats, Coated
0.500	0.500	1.625	0.010	4.000	SPS-405-16-010-FL	SPS-405-16-010
0.500	0.500	1.625	0.030	4.000	SPS-405-16-030-FL	SPS-405-16-030
0.500	0.500	1.625	0.060	4.000	SPS-405-16-060-FL	SPS-405-16-060
0.500	0.500	1.625	0.120	4.000	SPS-405-16-120-FL	SPS-405-16-120
0.500	0.500	1.625	BN	4.000	SPS-405-16-BN-FL	SPS-405-16-BN
0.750	0.750	2.250	0.010	5.000	SPS-405-24-010-FL	SPS-405-24-010
0.750	0.750	2.250	0.030	5.000	SPS-405-24-030-FL	SPS-405-24-030
0.750	0.750	2.250	0.060	5.000	SPS-405-24-060-FL	SPS-405-24-060
0.750	0.750	2.250	0.120	5.000	SPS-405-24-120-FL	SPS-405-24-120
0.750	0.750	2.250	0.190	5.000	SPS-405-24-190-FL	SPS-405-24-190
0.750	0.750	2.250	0.250	5.000	SPS-405-24-250-FL	SPS-405-24-250
0.750	0.750	2.250	BN	5.000	SPS-405-24-BN-FL	SPS-405-24-BN

**Different
Corner Radii Available**

Add -CR and
desired corner radius size

Example:
SPS-401-12-**CR.050**
for a .050" corner radius



5 Flute

SPS-501 5 Flute Stub Length

Add Flats for
High Torque Cuts!



Cutting Diameter	Shank Diameter	Flute Length	Corner Radius	Overall Length	Tool Number Flats, Coated	Tool Number No Flats, Coated
0.250	0.250	0.500	0.010	2.500	SPS-501-08-010-FL	SPS-501-08-010
0.250	0.250	0.500	0.030	2.500	SPS-501-08-030-FL	SPS-501-08-030
0.250	0.250	0.500	0.060	2.500	SPS-501-08-060-FL	SPS-501-08-060
0.250	0.250	0.500	BN	2.500	SPS-501-08-BN-FL	SPS-501-08-BN
0.375	0.375	0.500	0.010	2.500	SPS-501-12-010-FL	SPS-501-12-010
0.375	0.375	0.500	0.030	2.500	SPS-501-12-030-FL	SPS-501-12-030
0.375	0.375	0.500	0.060	2.500	SPS-501-12-060-FL	SPS-501-12-060
0.375	0.375	0.500	0.120	2.500	SPS-501-12-120-FL	SPS-501-12-120
0.375	0.375	0.500	BN	2.500	SPS-501-12-BN-FL	SPS-501-12-BN
0.500	0.500	0.625	0.010	3.000	SPS-501-16-010-FL	SPS-501-16-010
0.500	0.500	0.625	0.030	3.000	SPS-501-16-030-FL	SPS-501-16-030
0.500	0.500	0.625	0.060	3.000	SPS-501-16-060-FL	SPS-501-16-060
0.500	0.500	0.625	0.120	3.000	SPS-501-16-120-FL	SPS-501-16-120
0.500	0.500	0.625	BN	3.000	SPS-501-16-BN-FL	SPS-501-16-BN
0.625	0.625	1.250	0.010	3.500	SPS-501-20-010-FL	SPS-501-20-010
0.625	0.625	1.250	0.030	3.500	SPS-501-20-030-FL	SPS-501-20-030
0.625	0.625	1.250	0.060	3.500	SPS-501-20-060-FL	SPS-501-20-060
0.625	0.625	1.250	0.120	3.500	SPS-501-20-120-FL	SPS-501-20-120
0.625	0.625	1.250	BN	3.500	SPS-501-20-BN-FL	SPS-501-20-BN
0.750	0.750	1.000	0.010	4.000	SPS-501-24-010-FL	SPS-501-24-010
0.750	0.750	1.000	0.030	4.000	SPS-501-24-030-FL	SPS-501-24-030
0.750	0.750	1.000	0.060	4.000	SPS-501-24-060-FL	SPS-501-24-060
0.750	0.750	1.000	0.120	4.000	SPS-501-24-120-FL	SPS-501-24-120
0.750	0.750	1.000	0.190	4.000	SPS-501-24-190-FL	SPS-501-24-190
0.750	0.750	1.000	0.250	4.000	SPS-501-24-250-FL	SPS-501-24-250
0.750	0.750	1.000	BN	4.000	SPS-501-24-BN-FL	SPS-501-24-BN
1.000	1.000	1.250	0.010	4.000	SPS-501-32-010-FL	SPS-501-32-010
1.000	1.000	1.250	0.030	4.000	SPS-501-32-030-FL	SPS-501-32-030
1.000	1.000	1.250	0.060	4.000	SPS-501-32-060-FL	SPS-501-32-060
1.000	1.000	1.250	0.120	4.000	SPS-501-32-120-FL	SPS-501-32-120
1.000	1.000	1.250	0.190	4.000	SPS-501-32-190-FL	SPS-501-32-190
1.000	1.000	1.250	0.250	4.000	SPS-501-32-250-FL	SPS-501-32-250
1.000	1.000	1.250	BN	4.000	SPS-501-32-BN-FL	SPS-501-32-BN

Different
Corner Radii Available

Add -CR and
desired corner radius size

Example:
SPS-401-12-**CR.050**
for a .050" corner radius



SPS-503 5 Flute Standard Length


Cutting Diameter	Shank Diameter	Flute Length	Corner Radius	Overall Length	Tool Number Flats, Coated	Tool Number No Flats, Coated
0.250	0.250	0.750	0.010	2.500	SPS-503-08-010-FL	SPS-503-08-010
0.250	0.250	0.750	0.030	2.500	SPS-503-08-030-FL	SPS-503-08-030
0.250	0.250	0.750	0.060	2.500	SPS-503-08-060-FL	SPS-503-08-060
0.250	0.250	0.750	BN	2.500	SPS-503-08-BN-FL	SPS-503-08-BN
0.375	0.375	1.000	0.010	2.500	SPS-503-12-010-FL	SPS-503-12-010
0.375	0.375	1.000	0.030	2.500	SPS-503-12-030-FL	SPS-503-12-030
0.375	0.375	1.000	0.060	2.500	SPS-503-12-060-FL	SPS-503-12-060
0.375	0.375	1.000	0.120	2.500	SPS-503-12-120-FL	SPS-503-12-120
0.375	0.375	1.000	BN	2.500	SPS-503-12-BN-FL	SPS-503-12-BN
0.500	0.500	1.250	0.010	3.000	SPS-503-16-010-FL	SPS-503-16-010
0.500	0.500	1.250	0.030	3.000	SPS-503-16-030-FL	SPS-503-16-030
0.500	0.500	1.250	0.060	3.000	SPS-503-16-060-FL	SPS-503-16-060
0.500	0.500	1.250	0.120	3.000	SPS-503-16-120-FL	SPS-503-16-120
0.500	0.500	1.250	BN	3.000	SPS-503-16-BN-FL	SPS-503-16-BN
0.625	0.625	2.000	0.010	3.500	SPS-503-20-010-FL	SPS-503-20-010
0.625	0.625	2.000	0.030	3.500	SPS-503-20-030-FL	SPS-503-20-030
0.625	0.625	2.000	0.060	3.500	SPS-503-20-060-FL	SPS-503-20-060
0.625	0.625	2.000	0.120	3.500	SPS-503-20-120-FL	SPS-503-20-120
0.625	0.625	2.000	BN	3.500	SPS-503-20-BN-FL	SPS-503-20-BN
0.750	0.750	1.625	0.010	4.000	SPS-503-24-010-FL	SPS-503-24-010
0.750	0.750	1.625	0.030	4.000	SPS-503-24-030-FL	SPS-503-24-030
0.750	0.750	1.625	0.060	4.000	SPS-503-24-060-FL	SPS-503-24-060
0.750	0.750	1.625	0.120	4.000	SPS-503-24-120-FL	SPS-503-24-120
0.750	0.750	1.625	0.190	4.000	SPS-503-24-190-FL	SPS-503-24-190
0.750	0.750	1.625	0.250	4.000	SPS-503-24-250-FL	SPS-503-24-250
0.750	0.750	1.625	BN	4.000	SPS-503-24-BN-FL	SPS-503-24-BN
1.000	1.000	2.625	0.010	5.000	SPS-503-32-010-FL	SPS-503-32-010
1.000	1.000	2.625	0.030	5.000	SPS-503-32-030-FL	SPS-503-32-030
1.000	1.000	2.625	0.060	5.000	SPS-503-32-060-FL	SPS-503-32-060
1.000	1.000	2.625	0.120	5.000	SPS-503-32-120-FL	SPS-503-32-120
1.000	1.000	2.625	0.190	5.000	SPS-503-32-190-FL	SPS-503-32-190
1.000	1.000	2.625	0.250	5.000	SPS-503-32-250-FL	SPS-503-32-250
1.000	1.000	2.625	BN	5.000	SPS-503-32-BN-FL	SPS-503-32-BN

Add Flats for
High Torque Cuts!

Center
Cutting



Variable
Helix



Tool Holder
Slippage?
Add Flats!



SPS-505 5 Flute Extra Long Length

Cutting Diameter	Shank Diameter	Flute Length	Corner Radius	Overall Length	Tool Number Flats, Coated	Tool Number No Flats, Coated
0.500	0.500	1.625	0.010	4.000	SPS-505-16-010-FL	SPS-505-16-010
0.500	0.500	1.625	0.030	4.000	SPS-505-16-030-FL	SPS-505-16-030
0.500	0.500	1.625	0.060	4.000	SPS-505-16-060-FL	SPS-505-16-060
0.500	0.500	1.625	0.120	4.000	SPS-505-16-120-FL	SPS-505-16-120
0.500	0.500	1.625	BN	4.000	SPS-505-16-BN-FL	SPS-505-16-BN
0.750	0.750	2.250	0.010	5.000	SPS-505-24-010-FL	SPS-505-24-010
0.750	0.750	2.250	0.030	5.000	SPS-505-24-030-FL	SPS-505-24-030
0.750	0.750	2.250	0.060	5.000	SPS-505-24-060-FL	SPS-505-24-060
0.750	0.750	2.250	0.120	5.000	SPS-505-24-120-FL	SPS-505-24-120
0.750	0.750	2.250	0.190	5.000	SPS-505-24-190-FL	SPS-505-24-190
0.750	0.750	2.250	0.250	5.000	SPS-505-24-250-FL	SPS-505-24-250
0.750	0.750	2.250	BN	5.000	SPS-505-24-BN-FL	SPS-505-24-BN

Different
Corner Radii Available

Add -CR and
desired corner radius size

Example:
SPS-503-12-**CR.050**
for a .050" corner radius

WE PROVIDE INCREDIBLY EFFECTIVE SOLUTIONS FOR THE MANUFACTURING INDUSTRY

- » **Revolutionary New cutting tool technology**
- » **Highest Performance! Amazing Price Point!**
- » **7 Standard Corner Radii Available** (many more upon request)
- » **All tools are in stock**
- » **All Super Python Series tools are center-cutting**

*"Whoa! I would have never believed it....
My 26 week inconel project is finished in 2 weeks"*
— Rob T.

Inconel 718
1/4" diameter SPS-401-08-060
.25" wide (full slot) .190" axial depth
2.75 ipm 1146 RPM
1000% increase in metal removal rate

"They kick butt...., making me tons of money."
— James S.



3300 Nicolaus Road
Lincoln, CA 95648



COMPLETE METALWORKING SOLUTIONS
(800) 991-4225 www.ahbinc.com
ISO Certified customerservice@ahbinc.com