


CATALOG & TECHNICAL GUIDE 2021.2



SECO 

TOOLING SYSTEMS

AHB

TOOLING & MACHINERY

**COMPLETE
METALWORKING
SOLUTIONS**

(800) 991-4225

www.ahbinc.com

ISO Certified

customerservice@ahbinc.com

>30,000

STANDARD PRODUCTS



>75

COUNTRIES



>4,100

DEDICATED EMPLOYEES



Headquartered in Fagersta, Sweden and present in more than 75 countries, Seco Tools is a leading global provider of metal cutting solutions for milling, stationary tools, holmaking and tooling systems.

For more than 80 years, the company has provided the technologies, processes and support that manufacturers depend on for maximum productivity and profitability. For more information on how Seco's innovative products and expert services bring success to manufacturers across all industry segments, please visit www.secotools.com.

Welcome 5
 Index..... 6-8

Guide

Content overview9-10
 Code Keys..... 11
 ISO attribute information 12
 Tool holders for modern machining 13
 Tool holders for round tools clamping 14-15
 Collet chucks, accessories 16-18
 Shrinkfit holders 19-21
 Easyshrink® EVO, accessories and spare parts22-24
 Hydraulic chucks25
 Power milling chucks, accessories 26-27
 Tapping chucks28
 Combimaster29
 Milling cutters holders30
 Steadyline® holders31-32
 Graflex modular system33
 Accessories and spare parts34
 Custom products35
 Balancing, RFID holes36
 Clamping torque, max RPM, mounting recommendations37-42
 Safety, maintenance and recycling rules for tool holders43

HSK-A

General information44
 Norm dimensions45
 Steadyline® shell mill holders 46-48
 Shell mill holders49-53
 Milling cutter holders 54-55
 Disc mill holders56
 Side lock holders.....57-61
 Shrinkfit holders 62-82
 High precision collet chucks 83-84
 Hydraulic chucks85-86
 Power milling chucks.....87-88
 ER collets chucks.....89-91
 Drill chucks.....92
 Tapping chucks93
 Greenstock blanks94
 Control bars95

HSK-E

General information96
 Norm dimensions97
 Shrinkfit holders98-100
 High precision collet chucks 101-102
 ER collets chucks 103

Guide
 HSK-A
 HSK-E
 DIN
 BT JIS
 CAT
 Combimaster
 Graflex
 Seco-Capto™
 Others
 Operating & setting accessories
 Shrinkfit

Guide
HSK-A
HSK-E
DIN
BT JIS
CAT
Combimaster
Graiflex
Seco-Capto™
Others
Operating & setting accessories
Shrinkfit

DIN

General information	104
Norm dimensions	105
Steadyline® shell mill holders	106-107
Shell mill holders	108-111
Milling cutter holders	112
Disc mill holders	113
Side lock holders	114-116
Shrinkfit holders	117-123
High precision collet chucks	124-125
Hydraulic chucks	126-127
Power milling chucks	128
ER collets chucks	129-130
Drill chucks	131
Tapping chucks	132
Taper adapters SA	133
Greenstock blanks	134
Control bars	135

BT

General information	136
Norm dimensions	137
Steadyline® shell mill holders	138-139
Shell mill holders	140-145
Milling cutter holders	146-147
Disc mill holders	148
Side lock holders	149-152
Shrinkfit holders	153-160
High precision collet chucks	161-162
Hydraulic chucks	163-164
Power milling chucks	165
ER collets chucks	166-168
Drill chucks	169
Tapping chucks	170-171
Taper adapters SA	172
Greenstock blanks	173
Control bars	174

BT TF

General information	175
Norm dimensions	176
Steadyline® shell mill holders	177
Shell mill holders	178-183
Side lock holders	184-186
Shrinkfit holders	187-192
High precision collet chucks	193-195
Power milling chucks	196
ER collets chucks	197

CAT

General information	198
---------------------------	-----

Steadyline® shell mill holders	199
Shell mill holders.....	200-201
Disc mill holders.....	202
Side lock holders.....	203-205
Shrinkfit holders	206-213
High precision collet chucks	214-215
Hydraulic chucks.....	216
Power milling chucks.....	217
ER collets chuck	218-219
Tapping chucks	220

CAT TF

General information	221
Steadyline® shell mill holders	222
Shell mill holders.....	223
Side lock holders.....	224
Shrinkfit holders	225-231
High precision collet chucks	232
Power milling chucks.....	233
ER collets chucks	234

Combimaster

General information	235
Norm dimensions	236
HSK-A to Combimaster.....	237-239
DIN69871-ADB to Combimaster.....	240-243
BT-ADB to Combimaster.....	244-246
BT-ADB T/F to Combimaster	247
CAT-V ADB to Combimaster	248-250
CAT-V ADB T/F to Combimaster.....	251-254
Seco-Capto to Combimaster	255-257
Combimaster to Combimaster extensions	258
Combimaster to Combimaster reducers	259
Combimaster Shrinkfit DIN Holders.....	260
ER to Combimaster adapters.....	261

Graflex

General information	262
Norm dimensions	263
HSK-A to Graflex	264-265
DIN69871-ADB to Graflex.....	266-267
DIN2080 to Graflex	268
BT-ADB to Graflex	269-271
BT-ADB T/F to Graflex	272-273
CAT-V ADB to Graflex.....	274-275
CAT-V ADB T/F to Graflex	276-277
Seco-Capto to Graflex	278-279
Graflex extensions	280-281
Graflex reducers	282-285
Graflex enlarges.....	286
Graflex Shell mill holders	287-290
Graflex Side lock holders.....	291-292

Guide
HSK-A
HSK-E
DIN
BT JIS
CAT
Combimaster
Graflex
Seco-Capto™
Others
Operating & setting accessories
Shrinkfit

Guide

Graflex Hydraulic chucks	293
Graflex ER Collet chucks	294-295
Graflex Drill chucks	296

Seco-Capto™

HSK-A

General information	297
Norm dimensions	298

HSK-E

Seco-Capto™ basic arbors	299-319
Extensions / Reducers	320-327
Steadyline®	328-330
Shell mill holders	331-335
Disc mill holders	336-337
Side lock holders	338-344

DIN

Shrinkfit holders	345-352
High precision collet chucks	353-354
Hydraulic chucks	355-357
Power milling chucks	358
ER collets chucks	359-360

BT JIS

Tapping chucks	361-362
----------------------	---------

Cylindrical/ Weldon

CAT

General information	363
Cylindrical combimaster extensions	364-366
Cylindrical shrinkfit extensions	367-368
Cylindrical ER extensions	369
Cylindrical tapping chuck extensions	370

Combimaster

Weldon combimaster extensions	371-372
Weldon tapping chuck extensions	373-374

Operating and setting accessories

Graflex

General information	375
HSK coolant tubes, tube spanners and sealing plugs	376
MQL 1 coolant tubes and stop screws	377-378
Pull studs	379-386

Seco-Capto™

Reduction sleeves for hydraulic chucks and control gauges	387-389
Reduction sleeves and stop screws for Power milling chucks	390-393
ER High precision collets	394-402
ER Conventional collets	403-404
ER Tapping collets with square drive	406-408

Others

ER Sealing rings	409-410
Assembly supports Tool Boy	411
Roller spanners for ER/HP collet chucks	412

Shrinkfit devices

Operating & setting accessories

General information	413
Easyshrink® Evo	414
Refrigeration unit	414
Transformer for Easyshrink® Evo	415

Shrinkfit

Accessories	416-417
Spare parts	418

Welcome to Seco Tools Tooling Systems



STTS (Seco Tools Tooling Systems), formerly EPB, was created in 1924 in Bouxwiller located in the eastern part of France, near the German border.

STTS is the competence center for CNC Tooling systems, responsible for the development and the manufacturing of rotating tool holders, Boring heads, and Antivibration solutions within the Seco Tools Group.

With modern production means from latest's generation, and a high degree of automation, STTS is producing a range of Premium solutions with the utmost quality and performance, with an environmental focus.

STTS offers a comprehensive range of rotating tool holders including:

- High precision collet chucks, and standard ER collet chucks
- A large range of Shrinkfit holders, standard DIN, reinforced and slim designs
- Hydraulic expansion chucks
- Power Milling chucks
- Synchronized tapping chucks
- Basic holders for the Seco screw-in system Combimaster, also in Steadyline antivibration style
- Different type of face mill holders for tenon driven cutters and disc mill cutters, also in Steadyline antivibration version
- Endmill holders with coolant channels through the face
- NC drill chucks
- Blanks
- Easyshrink EVO Heating device
- Operating accessories like pullstuds, collets, ToolBoy...
coming in all kind of classical taper back ends.

Guide	0	
	01B5875	409-410
	02E93	376
	03BR	412
	03DYD	412
	03E93	376
	03ER	412
HSK-A	05F5832	387-388
	05FPMC	390-391
	1	
	19BPMC	392
	19MQL	378
HSK-E	2	
	20E93	376-377
	3	
	393.14	406-408
DIN	5	
	5450	369
	5672	394-401
	5880	403-405
BT JIS	B	
	BD	
	5801	367
	5820	365-366
	5821	364-366
	5822	364-366
	5867	370
CAT	BD1155	368
	BD1195	368
	BE	
	5820	261
Combimaster	BM	
	5675	294-295
	BS	
	5603	260
	5820	258-259
Graiflex	BT.AD	
	EM	151
	SM	110-111, 142-143
	SMF	146-147
Seco-Capto™	BT.ADB	
	EM	149-150, 152
	M	244-246
	PMC	165
	SM	140-141, 144-145
Others	BT.TFAD	
	EM	184-185
	SM	178-179
	BT.TFADB	
	EM	186
	PMC	196
	SM	180-183
Operating & setting accessories	BW	
	5821	371-372
	5822	372
	5867	373-374
Shrinkfit	C	
	C.-390.00	299-300
	C.-390.410	303-304
	C.-390.411	305
	C.-390.55	311-312
	C.-390.605	313
	C.-390B.140	307-308
	C.-390B.55	311-312
	C.-390B.58	311-312
	C.-391.01	320-321, 324
	C.-391.02	322-323, 326-327

	C.-391.0401	278-279
	C.-391.0552	334-335
	C.-391.0584	341-342
	C.-391.20	338-339
	C.-391.27	343-344
	C.-391.5524	331-332
	C.-391.5525	331-333
	C.-391.5555	328-330
	C.-391.5556	328, 330
	C.-391.5600	349-350
	C.-391.5600P	351-352
	C.-391.5603	345-348
	C.-391.5657	336-337
	C.-391.5672	353-354
	C.-391.5675	359-360
	C.-391.5820	256-257
	C.-391.5834	355-357
	C.-391.5867	361-362
	C.-391.K820	255
	C.-391.K821	255
	C.-A390B.45	301-302
	C.-A391.20	340
	C.-M	256-257
	C.-PMC	358
	CA5832	389
	CAT.ADB	
	EM	203-205
	ER	218-219
	M	249
	PMC	217
	SM	200-201
	CAT.TFADB	
	EM	224
	ER	234
	M	251, 253
	PMC	233
	SM	223
	D	
	DIN.AD	
	SM	110-112
	DIN.ADB	
	EM	114-116
	M	240-241
	PMC	128
	SM	108-111
	E	
	E2342	
	5191	317
	E2344	
	5191	317
	E2502	
	5555	199
	5600	210-211
	5600P	212-213
	5603	206-209
	5672	214-215
	5820	249
	5821	249
	5834	216
	K820	248
	E2504	
	5555	199
	5600	210-211
	5600P	212-213
	5603	206-209
	5672	214-215
	5820	249
	5834	216
	E2522	
	5657	202
	E2524	
	5657	202

E2542				5603.....	155-156
5600.....	228-229			5672.....	161-162
5600P.....	230-231			5675.....	167-168
E2544				5820.....	246
5600.....	228-229			5834.....	163-164
5600P.....	230-231			K820.....	244
E2602				K821.....	244
5820.....	250			E3469	
5821.....	250			5023.....	134
E2604				5085.....	131
5820.....	250			5555.....	106-107
E2622				5556.....	106
5867.....	220			5600.....	120-121
E2624				5600P.....	122
5867.....	220			5603.....	117-119
E2642				5672.....	124-125
5555.....	222			5675.....	129-130
5603.....	225-227			5821.....	241
5672.....	232			5834.....	126-127
5820.....	254			K820.....	240
5821.....	254			K821.....	240
K820.....	252			E3471	
K821.....	252			5023.....	134
E2644				5085.....	131
5555.....	222			5555.....	106-107
5556.....	222			5556.....	106
5603.....	225-227			5600.....	120-121
5672.....	232			5600P.....	122
5820.....	254			5603.....	118-119
K821.....	252			5672.....	124-125
E3114				5675.....	129-130
5191.....	315-316			5820.....	241
E3116				5834.....	126-127
5191.....	315-316			K821.....	240
E3169				E3476	
5191.....	309-310			5801.....	123
E3171				5820.....	242-243
5191.....	309-310			5821.....	242-243
E3214				E3478	
5600.....	190-191			5820.....	243
5600P.....	192			E4002	
5672.....	194-195			5191.....	315-316
5675.....	197			5525.....	179
5820.....	247			5603.....	187-188
E3216				5672.....	193
5555.....	177			5820.....	247
5600.....	190-191			E4040	
5600P.....	192			5603.....	153
5672.....	194-195			5672.....	161-162
5675.....	197			5675.....	166
5820.....	247			5867.....	170-171
E3414				E4041	
5023.....	173			5657.....	148
5085.....	169			5675.....	166
5555.....	138-139			586.....	174
5556.....	138			5867.....	170
5600.....	157-158			E4469	
5600P.....	159			5657.....	113
5603.....	154-156, 189			5675.....	129-130
5672.....	161-162			586.....	135
5675.....	167-168			5867.....	132
5801.....	160			E4471	
5820.....	245-247			543.....	133
5821.....	245			5657.....	113
5834.....	163-164			586.....	135
K820.....	244			5867.....	132
K821.....	244			E5766	
E3416				543.....	172
5023.....	173			5657.....	148
5085.....	169			5867.....	170-171
5555.....	138-139			E9302	
5556.....	138			5023.....	94
5600.....	157-158			5603.....	62, 64
5600P.....	159			5672.....	83-84

Guide
HSK-A
HSK-E
DIN
BT JIS
CAT
Combimaster
Graflex
Seco-Capto™
Others
Operating & setting accessories
Shrinkfit

5675	89-90
5801	81
E9304	
5023	94
5085	92
5402	67-69
5403	62-64
5403M	70-71
5403M1	72-73
5555	46-48
5556	46
5600	74-76
5600P	79-80
5603	65-66
5657	56
5672	83-84
5675	89-90
5801	81
5820	238
5821	238-239
5834	85-86
586	95
5867	93
K820	237
K821	237
E9306	
5023	94
5085	92
5402	68
5403	63
5403M	71
5403M1	73
5555	46-48
5556	46, 48
5600	74-76
5600P	79-80
5603	65
5657	56
5672	83
5675	89
5801	82
5820	239
5834	85-86
586	95
5867	93
K820	237
K821	237
E9340	
5672	101-102
E9341	
5603	98
5672	101-102
5675	103
E9342	
5603	98-99
5672	101-102
5675	103
5801	100
E9343	
5603	98-99
5672	101
5675	103
5801	100
E9454	
5191	319
E9474	
5191	319
EM	
0040	268
0050	268
2502	274-275
2504	274-275
2642	276-277
2644	276-277

3214	272-273
3216	272-273
3414	270-271
3416	270-271
3469	266-267
3471	266-267
4002	272-273
4040	269
9303	264-265
9304	264-265
9306	264-265
EM2502	274-275
EM2504	274-275

H

HSKA	
C	303-304
EM	57-61
ER	91
G	264
M	237, 239
PMC	87-88
SFD	63-65
SFR	77-78
SM	46, 48-53
SMF	54-55

M

M100	411
M211	411
M402	280-281
M403	282-286
M5085	296
M5524	287-288
M5525	287-288
M5656	290
M569	289
M5834	293
M584	291-292

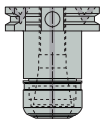
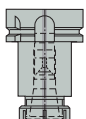
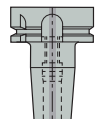
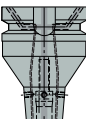
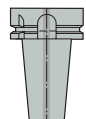
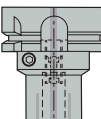
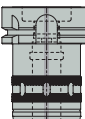
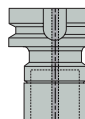
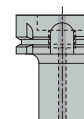
P

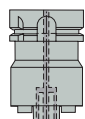
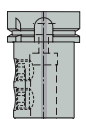

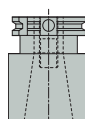
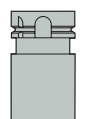
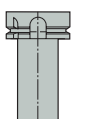
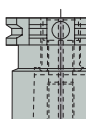
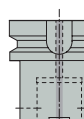
PS-B.	381-383
PS-I.	379-380
PS-V.	384-386

Z

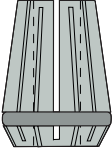
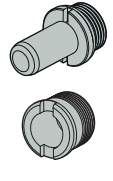
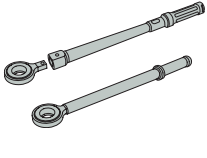
ZFAD05	416
ZFAG01	418
ZFAR03	418
ZFAR10D	416-417
ZFAT	418
ZFM30	414-415
ZFS07IN	418

Tool holders – Machine side vs Workpiece side


	ER HP Collet chucks	ER Collet chucks	Shrinkfit DIN 4,5°	Shrinkfit HD	Shrinkfit M&D	Hydro chucks	PMC	ER Tapping chucks	Combimaster
									
HSK-A	83, 84	89, 90-91	62, 63, 64-72, 73	74, 75-80	81, 82	85, 86	87-88	93	237-238, 239
HSK-E	101, 102	103	98, 99		100				
DIN69871 DIN T/F	124, 125	129, 130	117, 118, 119	120, 121-122	123	126, 127	128	132	240-242, 243
BT JIS	161, 162	166-167, 168	153-154, 155, 156	157, 158-159	160	163, 164	165	170, 171	244-245, 246
BT T/F	193-194, 195	197	187-189	190, 191-192			196		247
CAT-V	214, 215	218, 219	206, 207-208, 209	210-213		216	217	220	248-250
CAT-V T/F	232	234	225, 226-227	228-231			233		251-254
Capto	353, 354	359, 360	345, 346-347, 348	349-352		355, 356-357	358	361, 362	255-256, 257
Graflex		294, 295				293			
Combimaster			260						258-259
Cylindrical Weldon MT		369			367-368			370, 373-374	364, 365, 371, 372

	Shell mill holders	Weldon	NC Drill Chucks	SAXSA adapter	Blanks	Control bars	Seco Capto	Graflex
								
HSK-A	46, 47-56	57, 58-61	92		94	95	303, 304-305, 306	264, 265
HSK-E								
DIN69871 DIN T/F	106, 107-113	114, 115-116	131	133	134	135	307, 308-309, 310	266, 267
DIN2080							299, 300	268
BT JIS	138, 139-148	149, 150-152	169	172	173	174	311, 312-313, 314	269-270, 271
BT T/F	177-182, 183	184-186					315, 316	272, 273
CAT-V	199-202	203-204, 205					301, 302	274, 275
CAT-V T/F	222-223	224					317, 318-319	276, 277
Capto	328, 329-337	338, 339-343, 344					320, 321-326, 327	278, 279
Graflex	287, 288-290	291, 292	296					280, 281-286
Combimaster								
Cylindrical Weldon MT								

Operating & setting accessories

Guide	ER HP Collets	ER collets	ER tapping collets with square drive	ER sealing rings	ER to Combimaster arbors	Hydro chucks sleeves
HSK-A						
HSK-E	394, 395, 396-402	403, 404, 405	406, 407-408	409, 410	261	387, 388
DIN	Control gauges	PMC Sleeves	PMC coolant stop screws	Pull studs	HSK coolant tubes and sealing plugs (incl. tube fitting keys)	MQL coolant tubes & screws
BT JIS						
CAT	389	390-391	392-393	379-386	376-377	378
Combimaster	Assembly supports, Tool Boy	Roller keys	Easyshrink® Evo	Easyshrink® Evo accessories and spare parts		
Graiflex						
Seco-Capto™	411	412	414	416, 417-418		
Others						
Operating & setting accessories						
Shrinkfit						

New codes (after September 2018)



1	2	3	4
Machine side taper type	Workpiece side	Tool fitting size	Gage length

Codes (before September 2018)



1	2	3	4	5
Monobloc holder (EM for Graflex)	Machine side taper type	Workpiece side	Tool fitting size	Gage length

Products released for sales before Seco News 2018-2	Products released for sales from Seco News 2018-2	
5555/5556	SM...-K	Steadyline® vibration damping shell mill holders
5525/5524	SM	Shell mill holders with through coolant channels (5524 = small face)
552	SM...F3	Shell mill holders (small face)
569	SMF	Milling cutter holders, flange mounting
5656/5657	DM	Disc mill holders
584	EM	Side lock holders, Weldon
5842	EM...F5	Side lock holders, Weldon short
5603/5403	SFD	Shrinkfit holders, DIN type
5402	SFD...-L1	Shrinkfit holders, DIN type, with peripheral coolant channels
5403M, 5403M1	SFD...M, SFD...M1	Shrinkfit holders, MQL type
5600	SFR	Shrinkfit holders reinforced
5600 Safe-Lock™	SFR	Shrinkfit holders reinforced with tool pull-out protection
5801	SFS	Shrinkfit holders, Mold and Die type
5672	ERHP	High precision collet chucks
5834	HC	Hydraulic chucks
-	PMC	Power milling chucks
5675	ER	ER collet chucks
5450	ER	ER collet chucks, with cylindrical shank
5085	UDC	Drill chucks
5867	TCER	Tapping chucks for synchronized tapping, with micro compensation
543	TA	Taper adapters SA
5023	BLK	Greenstock blanks
586	CTRB	Control bars
K820/K821	M...-K	Steadyline® vibration damping Combimaster holders
5820/5821/5822	M	Combimaster holders
GL/BA	GL/BA	Steadyline® vibration damping turning/boring bars
401/402/403	G	Graflex® adapters
C	C	Seco-Capto™ adapters

ISO attributes

	ISO attribute	Explanation
Guide	ADIF1	Additional information 1
	ADIF2	Additional information 2
	ADIF3	Additional information 3
HSK-A	BD	Body diameter
	BD1	Body diameter 1
	BD2	Body diameter 2
	BD3	Body diameter 3
HSK-E	BHTA	Body half taper angle
	BHTA1	Body half taper angle 1
	CBDP	Connection bore depth
	CND	Coolant entry diameter
	CNDP	Coolant entry depth
DIN	CNT	Coolant entry thread size
	CRKS	Connection retention knob thread size
	CTMS	Connection text machine side
	CTWS	Connection text workpiece side
BT JIS	DCB	Connection bore diameter
	DCBN	Connection bore diameter minimum
	DCBX	Connection bore diameter maximum
	DCN	Cutting diameter minimum
	DCON	Connection diameter
CAT	DCX	Cutting diameter maximum
	DF	Flange diameter
	DMM	Shank diameter
	FLGT	Flange thickness
Combimaster	KWW	Keyway width
	LB	Body length
	LB1	Body length 1
	LB2	Body length 2
	LB3	Body length 3
	LB4	Body length 4
Graiflex	LCOG	Position of the center of gravity
	LF	Functional length
	LFN	Minimum functional length
	LFS	Functional length secondary
Seco-Capto™	LPR	Protruding length
	LSC	Clamping length
	LSCN	Clamping length minimum
	LSCX	Clamping length maximum
Others	LU	Usable length
	OAL	Overall length
	RFID	Data chip provision
	RL	Radial location (of the balancing screw)
Operating & setting accessories	RPM	Rotational speed
	SRR	Recommended stock removal
	SW	Wrench size
	TDZ	Thread diameter size
	TDZ1	Thread diameter size 1
	TDZ2	Thread diameter size 2
Shrinkfit	WF	Functional width


Our value proposition

Precise machine tools and advanced cutting tools together provide outstanding metal cutting productivity. However, the link between the cutting tool and machine spindle – the tool holder – is crucial in fully achieving that productivity.

Each application has different requirements for a tool holding system. No holder can cover all the different applications. Seco Tools offer a wide variety of holding methods featuring a repeatable accuracy, high holding power and an adapted design to provide you an affordable way to fully utilize your cutting materials and machine capability to profitable advantages.

Your main expectations

- Less scraps and rework costs
- Finished product first-pass quality yield
- Maximize machine capabilities and spindle utilization
- Control costs / part
- Time reduction
- Achieve tight tolerances in complex workpiece shapes
- Fast and easy tool preparation








Our value proposition		Your benefits
1	<ul style="list-style-type: none"> • Secured tool gripping 	<ul style="list-style-type: none"> • Increased rigidity for superior cutting results including high speed applications • Combine with SECO advanced cutting materials for considerable gains in productivity
2	<ul style="list-style-type: none"> • Optimal designs • Fine balanced in standard or pre-balanced by Design • Made from Premium steels • Through coolant delivery • Pre-drilled holes for RFID tags 	<ul style="list-style-type: none"> • Designed for optimal rigidity and ensure workpiece accessibility • Faster speeds and feeds, without vibrations, delivering better surface finishes • Longer service life
3	<ul style="list-style-type: none"> • High quality tool holders with exceptional and repeatable concentricity 	<ul style="list-style-type: none"> • Even chip load on the cutting tool edges • Extended tool life • Less vibrations excellent surface finishes
4	<ul style="list-style-type: none"> • Precisely ground taper back ends, tolerance class \leq AT3 for SA, HSK according to ISO12164, and Seco-Capto™ according to ISO 26623-1-PSC 	<ul style="list-style-type: none"> • Perfect fit in the spindle for higher torque transmissibility • Better tool centering • No premature spindle wear

- Guide
- HSK-A
- HSK-E
- DIN
- BT JIS
- CAT
- Combimaster
- Graflex
- Seco-Capto™
- Others
- Operating & setting accessories
- Shrinkfit

Tool holders for round tools clamping

		Shrinkfit			Collet chucks	
		SFD 5403 / 5603	SFR 5600	SFS 5801	ERHP 5672	ER 5675
Operations	Finishing milling	■ ■ ■ ■ ■	■ ■ ■ ■ □	■ ■ ■ ■ ■	■ ■ ■ ■ ■	■ ■ ■ □ □
	Medium milling	■ ■ ■ ■ □	■ ■ ■ ■ ■	■ ■ □ □ □	■ ■ ■ ■ □	■ ■ ■ □ □
	Rough milling	■ ■ ■ □ □	■ ■ ■ ■ ■	NA	■ ■ ■ □ □	■ ■ □ □ □
	High speed milling	■ ■ ■ ■ ■	■ ■ ■ ■ □	■ ■ ■ ■ ■	■ ■ ■ ■ ■	■ ■ ■ □ □
	Drilling	■ ■ ■ □ □	■ ■ ■ □ □	■ ■ ■ □ □	■ ■ ■ □ □	■ ■ ■ □ □
	Reaming	■ ■ ■ □ □	■ ■ □ □ □	■ ■ □ □ □	■ ■ ■ □ □	■ ■ □ □ □
	Tapping	NA	NA	NA	■ ■ ■ □ □	■ ■ ■ □ □
Characteristics	Clamping range (mm)	Ø3 – Ø32	Ø6 – Ø32	Ø3– Ø16	Ø1 – Ø20	Ø0,5 – Ø26
	Clamping range (inch)	Ø0.25 – Ø1.25	Ø0.5 – Ø1.25	Ø0.125 – Ø0.312	Ø0.0625 – Ø0.75	Ø0.0625 – Ø1
	Run-out	≤3 µm/.0001"	≤3 µm/.0001"	≤3 µm/.0001"	3 µm/.0001" (3x Ø)	10 µm/.0004" (3x Ø)
	Max RPM*	45 000 rpm	45 000 rpm	60 000 rpm	60 000 rpm	20 000 rpm
	Transmittable torque	550 Nm/405 ft/lb (Ø32 mm/1.25")	750 Nm/553 ft/lb (Ø32 mm/1.25")	180 Nm/132 ft/lb (Ø16 mm/0.312")	250 Nm/184 ft/lb (Ø20 mm/0.75")	100 Nm/73 ft/lb (Ø26 mm/1")
	Tool change	Easyshrink device	Easyshrink device	Easyshrink device	Spanner & torque spanner	Spanner & torque spanner
	Axial adjustment	Screw / stop rods	Screw / stop rods	Stop rods	Screw	Screw
	Max coolant pressure*	100 bar/1450 psi	100 bar/1450 psi	100 bar/1450 psi	100 bar/1450 psi	100 bar/1450 psi
	Type of cooling	Central + Option peripheral	Central + Peripheral	Central	Central + Through collet	Central
	Balancing quality	G2.5 - 25 000 rpm or U ≤ 1g.mm	G2.5 - 25 000 rpm or U ≤ 1g.mm	G2.5 - 25 000 rpm or U ≤ 1g.mm	G2.5 - 25 000 rpm or U ≤ 1g.mm	G2.5 - 25 000 rpm or U ≤ 1g.mm
Option	MQL Peripheral cooling Balancing screws	Safe-Lock	/	Sealed collets Collets with cooling holes Collets with square	Collet with square Nut for sealing discs Sealing discs	
Recommendations	<ul style="list-style-type: none"> First choice for semi-finishing and finishing in HSC applications, where quality is required Slim design ideal for 5 axis machines, deep cavities High static stiffness but low dynamic stiffness not adapted for HD roughing 	<ul style="list-style-type: none"> First choice for heavy roughing applications (HPM) where Weldon finds its limits in terms of precision, balance and bulky design Can be used for finishing operations as well 	<ul style="list-style-type: none"> Designed for semi-finishing and finishing in deep cavities, like in M&D, or aerospace components 	<ul style="list-style-type: none"> Ideally for precision HSC applications in finishing and light roughing to generate a good surface quality Alternative to shrinkfit holders (or cold clamping systems) for small diameters (Ø<20 mm/0.75"), offering a great versatility Damping effect Tool breakage friendly (Easy to replace compare to shrinkfit holders) 	<ul style="list-style-type: none"> Popular system, very versatile (one chuck + several collets to clamp a full range) 10µm/.0004" runout (all attachments except CAT & CAT TF) Ideal for general applications Perfect for small tool shanks <Ø20 mm/0.75" 	
Tool shank quality	Needs to be: h5 < Ø 6 mm/0.236" h6 ≥ Ø 6 mm/0.236"	Needs to be: h5 < Ø 6 mm/0.236" h6 ≥ Ø 6 mm/0.236"	Needs to be: h5 < Ø 6 mm/0.236" h6 ≥ Ø 6 mm/0.236"	Needs to be: h10 max	Needs to be: h10 max	

Tool holders for round tools clamping

	Power milling chuck	Hydraulic chuck	Side lock	Tapping chuck	Drill chuck
					
	PMC	HC 5834	EM 584	TCER 5867	UDC 5085
Operations	Finishing milling ■■■□□ Medium milling ■■■■□ Rough milling ■■■■□ High speed milling ■□□□□ Drilling ■■■■□□ Reaming ■■□□□ Tapping NA	■■■■■■ ■■■■□□ NA ■■■■□□ ■■■■□□ ■■■■■■ NA	NA ■■■■□□ ■■■■■■ NA ■■■■□□ NA NA	NA NA NA NA NA NA ■■■■■■	NA NA NA NA ■■■■□□ NA NA
Characteristics	Clamping range (mm) Ø6 – Ø32 Clamping range (inch) Ø0.75 – Ø1.25 Run-out >10 µm/.0004" (3x Ø) Max RPM* 15 000 rpm Transmittable torque 1500 Nm/1106 ft/lb (Ø32 mm/1.25") Tool change Spanner Axial adjustment Screw Max coolant pressure* 30 bar/435 psi Type of cooling Central Balancing quality Pre-balanced Option Stop screws for through coolant Sleeves	Clamping range (mm) Ø3 – Ø32 Clamping range (inch) Ø0.25 – Ø1.25 Run-out 3 µm/.0001" (3x Ø) Max RPM* 40 000 rpm Transmittable torque 250 Nm/184 ft/lb (Ø32 mm/1.25") Tool change Locking hex key Axial adjustment Screw Max coolant pressure* 70 bar/1015 psi Type of cooling Central Balancing quality G6.3 - 20 000 rpm Option Sleeves	Clamping range (mm) Ø6 – Ø50 Clamping range (inch) Ø0.25 – Ø2 Run-out ≤15 µm/.0006" (3x Ø) Max RPM* 15 000 rpm Transmittable torque NA (Anti-pulling) Tool change Locking hex key Axial adjustment NA Max coolant pressure* 120 bar/1740 psi Type of cooling Central + Peripheral Balancing quality Pre-balanced Option /	Clamping range (mm) M2 – M48 Clamping range (inch) UNC6-32 – UNC1-8 Run-out NA Max RPM* NA Transmittable torque 320 Nm/236 ft/lb (ER40) Tool change Locking key & spanner Axial adjustment / Max coolant pressure* 80 bar/1160 psi Type of cooling Central Balancing quality Pre-balanced Option Nut for sealing discs Sealing discs	Clamping range (mm) Ø1 – Ø16 Clamping range (inch) Ø0.0625 – Ø0.625 Run-out 40 µm/.0016" (3x Ø) Max RPM* 10 000 rpm Transmittable torque 120 Nm/88 ft/lb (Ø16 mm/0.625") Tool change Locking hex key Axial adjustment / Max coolant pressure* 100 bar/1450 psi Type of cooling Central Balancing quality Pre-balanced Option /
Recommendations	<ul style="list-style-type: none"> ▪ Ideal for heavy duty operations, high chips removal rates ▪ Alternative to shrinkfit or Weldon ▪ Easy to implement ▪ Versatile through use of reduction sleeves 	<ul style="list-style-type: none"> ▪ Semi-finishing and finishing operations in HSC ▪ Not recommended for heavy milling with big radial loads ▪ Simple to use, but needs maintenance ▪ Flexibility thru red. sleeves ▪ Dampening effect 	<ul style="list-style-type: none"> ▪ Very simple and quick tool changeover ▪ Most popular anti-pulling solution ▪ Rigid. Good for heavy roughing ▪ Can be very short ▪ Find its limits in terms of balance (flats) and accuracy, especially at HSC (risk to break expensive HPC tools) ▪ Not versatile ▪ Not tool breakage friendly ▪ Bore sizes 20, 25, 32 mm/0.787, 0.984, 1.260" with Seco Weldon ground face 	<ul style="list-style-type: none"> ▪ First choice for CNC machine tools and synchronized tapping operations ▪ High volume production / high precision ▪ Better surface quality on the flanks of the cut threads ▪ Longer tap life due to less friction and no tap breakage ▪ Greater process security ▪ Very accurate depth control ▪ Will never wear out ▪ Improved chip evacuation due to slim design 	<ul style="list-style-type: none"> ▪ Recommended for standard drills ▪ For carbide drills we highly recommend (for better run out): <ul style="list-style-type: none"> – ERHP 5672 – SFD 5403/5603 – HC 5834 ▪ Easy handle
Tool shank quality	Recommended: h6 (max h7)	Needs to be: h6	DIN 1835-1 Form B DIN 6535 Form HB	Needs to be: h9 with square	DIN 1835-1 Form A DIN 6535 Form HA

* Depending on the holder's machine side taper type and size

Guide

HSK-A

HSK-E

DIN

BT JIS

CAT

Combimaster

Graflex

Seco-Capto™

Others

Operating & setting accessories

Shrinkfit

High precision collet chuck ER HP – 5672

Collet chucks and interchangeable collets are the most common form of round-tool holding technology. Cost-effective ER styles are available in a wide range of sizes and offer sufficient grip for reliable light milling and drilling operations.

High-Precision ER collet holders feature low runout, a symmetrical design, and are fine balanced for high-speed operations. A perfect combination with Seco drills and solid end mills for best performance!



Most important features

1	Made from Premium material	5	Combination of a high precision antifriction nut and a high precision collet mounted onto a high precision chuck, resulting in repeatable runout $\leq 3 \mu\text{m}$ at 3xD
2	Fine balanced in standard at G2,5-25,000 rpm or U $\leq 1 \text{ g. mm}^*$ symmetrical design, ideal for high speed applications	6	Quick tool change, large clamping capacity through HP collets
3	Strong body design for highest static rigidity	7	Selection of diverse HP collet designs (blue ring): standard, sealed up to 100 bar, sealed with coolant channels (maxi 100 bar)
4	Stable and strong tool gripping thanks to a trapezoidal thread, double guidance and a perfect seat for the collet inside the tapered hole	8	Different lengths available

* Seco-Capto: at G6,3-20.000 rpm. When using axial stop screw do not exceed 10.000 rpm.

ER Standard collet chucks ISO15488

Our standard range of ER collet chucks ISO15488 feature a unique $10 \mu\text{m}/.0004''$ (CAT $12 \mu\text{m}/.0005''$) runout at 3xD.




They are equipped with a very accurate nut ensuring perfect clamping and precise tool centering. All ER standard collet chucks are fine balanced to G2,5-25.000 rpm quality (except CAT-V and Seco-Capto, see product pages).

ER collet chucks come also in extended version with a cylindrical shank, tolerance h5. They can be used when a long reach is required to access restricted areas. Maximum run out measures between $15 \mu\text{m}/.0006''$ to $18 \mu\text{m}/.0007''$.



High precision collets HP ER – 5672


The HP ER collets, based on the external design ISO15488-B, feature a 2 µm direct runout and are identified with a blue ring. Produced from special steel, with only 12 slots, they are more rigid. All collets are with an anti-rust coating. To ensure a good clamping force and best accuracy it is recommended to clamp on nominal diameter tools with shank tolerance h10 max (sealed design even h8 max.).

Collet size	Not sealed	Sealed (100 bar max)	Sealed with 4 coolant channels (100 bar max)
			
ER HP 11	∅ 1 - 7 mm (steps 0,5 mm) ∅ 0.039 - 0.275" (steps 0.020")	∅ 3 - 6 mm (steps 1 mm) ∅ 0.118 - 0.236" (steps 0.020")	-
ER HP 16*	∅ 1 - 10 mm (steps 0,5 mm) ∅ 0.039 - 0.394" (steps 0.020")	∅ 3 - 10 mm (steps 1 mm) ∅ 0.118 - 0.394" (steps 0.020")	∅ 3 - 8 mm (steps 1 mm) ∅ 0.118 - 0.315" (steps 0.020")
ER HP 25	∅ 2 - 10 mm (steps 0,5 mm) ∅ 0.079 - 0.394" (steps 0.020")	∅ 3 - 16 mm (steps 1 mm) ∅ 0.118 - 0.630" (steps 0.020")	∅ 3 - 14 mm (steps 1 mm) ∅ 0.118 - 0.551" (steps 0.020")
ER HP 32	∅ 2 - 20 (steps 1 mm) ∅ 0.079 - 0.787" (steps 0.020")	∅ 3 - 20 (steps 1 mm) ∅ 0.118 - 0.394" (steps 0.020")	∅ 3 - 20 (steps 1 mm) ∅ 0.118 to 0.394" (steps 0.020")

* The collet size ER HP 16 is suitable for both chuck sizes HP 16R and HP16

Note: when using tool shanks with flats into sealed collets, make sure the tool flat is located behind the rubber seal i.o. to achieve a good sealing

High precision collets HP ER




Without sealing

Sealed for tools with internal coolant supply

Sealed for tools with internal coolant supply and additional coolant channels in order to bring the coolant to the cutting edge in tools without coolant supply

Standard collets ER ISO15488

Standard ER collets feature 5 µm direct runout. They offer a high flexibility in clamping, from nominal to -0,5 mm to -1 mm (0.020" to 0.039").

Collet size	Capacity	Clamping range
		
ER 08	∅ 1 - 5 mm (steps 0,5 mm) ∅ 0.039 - 0.197" (steps 0.020")	-0,5 mm -0.020"
ER 11	∅ 1 - 7 (steps 0,5 mm) ∅ 0.039 - 0.275" (steps 0.020")	-0,5 mm -0.020"
ER 16	∅ 2 - 20 mm (steps 0,5 mm) ∅ 0.079 - 0.787" (steps 0.020") ∅ 1 - 10 mm (steps 0,5 mm) ∅ 0.039 - 0.394" (steps 0.020")	-0,5 mm -0.020" -1 mm -0.039"
ER 25	∅ 1 - 2 mm (steps 0,5 mm) ∅ 0.039 - 0.787" (steps 0.020") ∅ 2,5 - 16 mm (steps 0,5 mm) ∅ 0.098 - 0.630" (steps 0.020")	-0,5 mm -0.020" -1 mm -0.039"
ER 32	∅ 2 - 20 mm (steps 0,5 mm) ∅ 0.079 - 0.787" (steps 0.020")	-1 mm -0.039"
ER 40	∅ 3 - 26 mm (steps 0,5 mm) ∅ 0.118 - 1.023" (steps 0.020")	-1 mm -0.039"

Sealing rings for ER sealing nuts

Sealing can be achieved by applying the concave front face of the stop end screw equipping the ER collet chucks onto the tool shank (for tool shanks without groove). The second method, is to use a selection of sealing rings available in most current diameters with a clamping range of nominal to -0,5 mm (-0.020"), to ensure a good flow when using tools with internal coolant. They are mounted on a specific nut. Can be applied up to 100 bar.

Collet size*	Capacity	Clamping range
		
ER 16	∅ 3 - 10 mm (steps 0,5 mm) ∅ 0.118 - 0.394" (steps 0.020")	-0,5 mm -0.020"
ER 20	∅ 3 - 12 mm (steps 0,5 mm) ∅ 0.118 - 0.472" (steps 0.020")	-0,5 mm -0.020"
ER 25	∅ 3 - 16 mm (steps 0,5 mm) ∅ 0.118 - 0.630" (steps 0.020")	-0,5 mm -0.020"
ER 32	∅ 3 - 20 (steps 0,5 mm) ∅ 0.118 to 0.394" (steps 0.020")	-0,5 mm -0.020"

* ER40 and ER50 on request. ER08 and ER11 not available

Collet chuck torque wrench

A collet chuck torque wrench is highly recommended to close the nut of the HP ER collet chucks, in order to achieve a secured and accurate clamping. To release the nut, utilize the classic roller spanner (use of the collet chuck torque wrench to open a nut would cause damages to the key mechanism). The roller spanner are optional for the standard ER collet chucks. Follow strict instructions delivered along with the products.

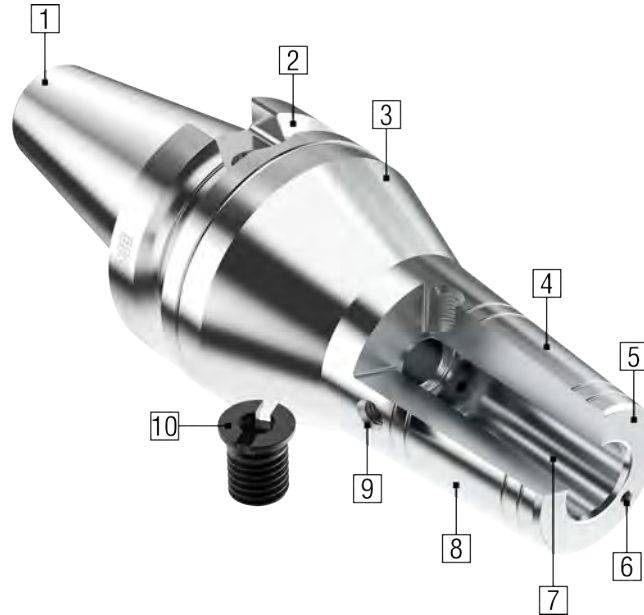


Collet chuck torque wrench = Torque key + Socket

Classic roller spanner

Heat shrinkfit holders – SFD 5403/5603, SFD 5402, SFR 5600/SFR 5600P, SFS 5801

Shrinkfit holders are used extensively in complex 5-axis machining because of their ability to maintain excellent runout characteristics over a long tool length, and because they can be used in tight places. Furthermore, shrinkfit chucks are excellent for transferring high torque, and therefore are well-suited for High Performance Machining (HPM) applications. The balanced design, without mechanical moving parts, make them also the ideal system for high-speed machining.



Most important features

1	Made from Premium heat resistant material (maxi 400°C acceptable temperature), through hardened 56 HRC +/- 2	6	Peripheral coolant channels as standard on HSK-A63/100 SFD DIN type and SFR Reinforced type. MQL1 according to DIN69090-3 in standard. Others on request.
2	Fine balanced is standard at G2.5-25,000 rpm or ≤1 g.mm*	7	Grips the cutting tool 360° around the shank, leading to high gripping torque
3	Strong body design for highest static rigidity. SFD DIN version acc. to DIN69882-8; Type SFR is a reinforced version.	8	Slim design, available in different lengths preventing collision with workpiece. Use of extensions provide many options to machine deep cavities
4	Sealed system by design, ideal when machining materials generating dust	9	Threaded holes for balancing screws is standard**
5	Repeatable runout ≤ 3 μm	10	Axial stop screw delivered along with the holder (not mounted), featuring a central hole for coolant through

* Seco-Capto: G6,3-20.000 rpm

** Except Ø 3 to 5 mm (Ø 0.118" to 0.200"), and some SFR- 5600 version, see product pages

Our standard designs

- Guide
- HSK-A
- HSK-E
- DIN
- BT JIS
- CAT
- Combimaster
- Graiflex
- Seco-Capto™
- Others
- Operating & setting accessories
- Shrinkfit

DIN 4.5° version (5403/5603-SFD)

Based on the DIN69882-8 shape, delivered with a stop screw (except diam. 3 and 5 mm), and 4 balancing threaded holes. Comes in diverse lengths.

HSK version is "ready" for MQL option. Coolant channels through the face is standard for some HSK types (see product pages), others on request.



Reinforced version (5600-SFR)

The dimensions of the OD is one size wider compared to the DIN 4.5° type and features a conical reinforced outside contour resulting in higher rigidity and a higher transmittable torque. Coolant channels through the face delivered as standard. (2 channels up to $\varnothing 20$ mm / $\varnothing 0.787$ ", 3 channels for $\varnothing 25$ mm / $\varnothing 0.984$ " and $\varnothing 32$ mm / $\varnothing 1.260$ "). Exists with Safelock tool pull-out protection (see product pages)



Slim Mold & Die version (5801-SFS)

Long and slim design with a conical $5^\circ/3^\circ$ nose for easy access to difficult to reach surfaces like in Mold & Die applications. Also available as cylindrical extensions.




MQL for shrinkfit holders HSK-A DIN type (SFDMx/5403)

MQL (Minimum Quantity Lubrication) is a "near-dry" coolant solution, consisting in a mix of air and oil. Seco offers in standard a range of HSK-A shrinkit DIN 4,5° holders (5403/ SFD) which can be equipped with specific coolant tubes and stop screws to apply MQL1, i.e. coolant through one channel.

Type SFD 5403M

Shrinkfit holders, according to standard DIN 69090-3, prepared for MQL1. Accessories to be ordered separately.



Type SFD 5403M1

Shrinkfit holders ready for MQL1, delivered with MQL accessories fitted. MQL1 Shrinkfit holders, coolant tubes and stop screws according to standard DIN 69090-3.



Accessories for MQL Shrinkfit holders


MQL 1: coolant tubes

- HSK-A63, MQL1 Shrinkfit holders need a conventional coolant tube 20E9304, as available for DIN type Shrinkfit holders.
- HSK-A100, MQL1 Shrinkfit holders need a specific coolant tube 20E9306M1: the internal diameters are optimized for MQL flow.



MQL1: Stop screws

Stop screws for MQL1 feature a tapered face, for efficient contact with tapered MQL tool shanks, according to standard DIN 69090-3.



Easyshrink EVO

The easyshrink EVO offers fast, ergonomic shrinking and unshrinking for steel, high speed steel (HSS), heavy metal or carbide tools, reducing tool-change downtime. Featuring a heating unit with optimized automatic heating programs, the Easyshrink EVO uses an induction heating element to prevent overheating, minimize energy consumption and keep focused on the clamping area.

Simple, Ergonomic and easy to use.



Easyshrink EVO

Most important features

1	Different sizes of stop rods to easily adjust the depth of tool	6	Shrink and unshrink tool holders with a maximum length of: – 480 mm (18.898”) with HSK-32 finned support – 430 mm (16.929”) with SA50 finned support – 490 mm (19.291”) with other finned support
2	Set of heat focusing stoppers enabling shrinking of Carbide and HSS tool shanks $\varnothing 3$ to 32 mm (0.118 to 1.260”). Split version available for large tools	7	Inductor: fast and optimized shrink and unshrink cycles for steel, HSS, heavy metal or carbide tools with Seco Tools holders
3	Small computer allowing a smart web interface through WIFI or ethernet (RJ45) connection – TDM Systems compatible – Special program easily programmable – Global view of the System status	8	Water cooler unit including 2 cooling bells and a water tank (optional, sold separately)
4	Simple control panel with led indicator: – 3 Standards programs for all Seco Tools Holders – 1 programmable mode for other tool holders (specific shape or competitors) – 1 manual mode	9	All new holders (>SN2020.1) are marked with a program code, helping operator to easily select the adapted heating mode of the device, preventing overheating and thus ensuring a long service life
5	Rotary plate with shrink depth setting – Prevents the user to have any contact with hot holders and allow to switch from the heating position to a cooling position – Adjustment for setting the depth of the cutting tool in your holder by moving the stop rod up & down – Standard integrated air fan cooler		

Easyshrink EVO Features

Power	Capacity	Max. tool length	Max. machine interface	Dimensions (WxDxH)	Weight	Cooling time	Connections
20 Kw	Ø3-32 mm Ø0.118-1.260"	430 to 490 mm 16.929 to 19.291"	HSK-A125	317x943x820 mm 12.480x37.126x32.283"	50 kg 115 lb	±7 min	The device accepts following voltage : AC 3 x 400V (±10%) + N + PE / 28A / 50Hz For other voltages, the usage of transformer ZFM30IN30 is required and need to be bought separately

DELIVERY CONTENT: 5 standard heat focusing stoppers for Ø3 to Ø32, 8 stop rods, 2 cooling bells, 1 pair of gloves, 1 operating instructions

Accessories

Finned support

Provides positioning of the tool holder onto the support module.
Finned supports for each type of machine side taper used on Shrinkfit tool holders.
Available for all types of tool holders



Contact bushing

Contact bushing for each type and size of Shrinkfit tool holder used.
Available for all types of Shrinkfit holders and diameters.
Required to extract heat from the front end of the holder towards the liquid cooling bell.



Guide

HSK-A

HSK-E

DIN

BT JIS

CAT

Combimaster

Graflex

Seco-Capto™

Others

Operating & setting accessories

Shrinkfit

Spare parts

Stops rods

Set of standard and thin stop rods.

Enables the tool shrinking depth setting and ejection of broken tools.

4 stop rods with 2.5 mm (0.098") front end & 4 stop rods with 5 mm (0.197") front end covering a shrink depth capacity 0 to 240 mm (0 to 9.449") : 0-60 (0 to 2.362") / 60-120 (2.362"-4.724") / 120-180 (4.724-7.087") / 180-240 mm (7.087-9.449")



Air cooling cone

Directs the air stream against the front end of the holder for cooling.



Heat focusing stopper

Magnetic insulator that allows the magnetic field to be concentrated on the front part of the tool holder and to achieve optimised heating.

Available for shrinking and unshrinking tool holders $\varnothing 3$ to $\varnothing 32$ mm ($\varnothing 0.118$ " to $\varnothing 1.26$ ").



Split heat focusing stopper

Split magnetic insulator that allows the magnetic field to be concentrated on the front part of the tool holder and to achieve optimised heating of tools with a front end that is larger than shank.

For split heat focusing stopper, an order of the locking ring is required.



Water cooler Features

Cooling time	Extension table	Dimensions of refrigeration unit (WxDxH)	Weight
±1min	Storage of 5 contact bushings & 1 cooling bell	314x650x285 mm 12.362x25.590x11.220"	35 kg 77 lb


DELIVERY CONTENT: 1 refrigeration unit, tubes support, 2 bells, 1 extension table



Hydraulic expansion chucks – HC 5834

Hydraulic chucks, that use oil pressure to compress an internal membrane within the holder body, feature repeatable low runout, quick and easy tool changes, and are effective for reaming, drilling and light milling with end mills at high spindle speeds

Most important features	
1	Made from Premium material, through hardened 56 HRc +/-2
2	Fine balanced at G6,3-20.000 rpm
3	Body shape according to DIN69882-7
4	Good gripping forces (shank tolerance h6 maximum)
5	Repeatable runout 3 µm at 3xD (with reduction sleeves 5µm)
6	Helical groove to ensure oil-free or debris-free tool shank surface
7	Oil reservoir acts as a damping agent
8	Axial stop screw for tool length adjustment
9	Very easy to use, just turn one screw until stop



Reduction sleeves for hydraulic chucks

Reduction sleeves allow for great clamping versatility: with only one chuck and several sleeves you can cover a large range of clamping capacity and reduce your tool inventory.

Acceptable tool shanks


Shank types	Cylindrical DIN1835-1A DIN6535 HA	Weldon DIN1835-1 B DIN6535 HB	Weldon DIN1835-1 B DIN6535 HB	Whistle & Notch
Direct clamping	∅ 6 - 32 mm ∅ 0.236 - 1.260"	∅ 6 - 20 mm ∅ 0.236 - 0.787"	Do not clamp ∅ 25 - 32 mm / ∅ 1-1.260"	Do not clamp
Clamping with reduction sleeves	∅ 3 - 25 mm ∅ 0.118 - 1"	∅ 6 - 20 mm ∅ 0.236 - 0.787"	∅ 25 mm ∅ 1"	∅ 6 - 25 mm ∅ 0.236 - 1"

Control gauges

To check that the pressure of hydraulic chucks remains sufficient, it is recommended to regularly test the chucks with calibrated gauges. Simply insert the gauge into the chuck, tighten the screw until the gauge cannot rotate anymore, then make a minimum of 3 full turns with a key (2,5 turns for ∅ 6 mm – ∅ 0.236" and ∅ 8 mm – ∅ 0.315"). This will confirm that the clamping pressure is adequate. Follow instructions delivered along with the products.

Power Milling Chucks (PMC)

Mechanical milling chucks provide strong gripping force and high radial rigidity via multiple rows of needle bearings. The design enables heavy milling and quick tool changes as an alternative to shrink fit holders. When using reduction sleeves, a larger clamping capacity can be covered with just one holder, reducing shop's inventory. Optional coolant-stop screws enable Power Milling Chucks to engage through-tool coolant.



Most important features

1	Pre-balanced by design, maxi 15,000 Rpm for $\varnothing 20$ mm (0.787") and 10,000 Rpm for $\varnothing 32$ mm (1.260")	4	High gripping forces enabling torques transmissions up to 640 Nm (472 ft/lbf) minimum for $\varnothing 20$ mm ($\varnothing 0.787$ ") and 1500 Nm (1106 ft/lbf) minimum for $\varnothing 32$ mm ($\varnothing 1.260$ ") Shank tolerance maxi h6
2	Strong body shape, high rigidity	5	Needle bearing design for better clamping power
3	Runout: 10 to 15 μ m at 3 x D	6	Axial stop screw for tool length adjustment (not for HSK and Seco-Capto). Stop screw for coolant in option

Reduction sleeves for PMC

Reduction sleeves allow a great clamping versatility: with only one chuck and several sleeves you can cover a large range of clamping capacity and reduce your tool inventory.

Care: PMC reduction sleeves are only intended for PMC holders (all other sleeves not compatible).



Guide

HSK-A

HSK-E

DIN

BT JIS

CAT

Comblmaster

Graiflex

Seco-Capto™

Others

Operating & setting accessories

Shrinkfit

Through coolant capabilities and accessories

For tools without coolant channels

- Direct chuck clamping: coolant flows through grooves in chucks' bore, along the tool
- Clamping through reduction sleeve: coolant flows through sleeve slots along the tool
- Chucks delivered with stop end screw: to ensure the best coolant flow, rotate the screw backwards or remove it completely.







For tools with coolant channels

For reliable coolant flow, use a "stop screws for through coolant", available as accessories. Select the suitable screw according to chuck size, or reduction sleeve thanks to the chart shown in the product pages.



Acceptable tool shanks

Shank types	Cylindrical DIN1835-1A DIN6535 HA	Weldon DIN1835-1 B DIN6535 HB	Weldon DIN1835-1 B DIN6535 HB	Whistle & Notch
				
Direct clamping	Ø 20 - 32 mm Ø 0.750 - 1.260"	Ø 20 mm Ø 0.787"	Do not clamp Ø 32 mm / Ø 1.260"	Do not clamp
Clamping with reduction sleeves	Ø 6 - 25 mm Ø 0.236 - 0.984"	Ø 6 - 20 mm Ø 0.236 - 0.787"	Ø 25 mm Ø 10.984"	Ø 6 - 25 mm Ø 0.236 - 10.984"

Guide

HSK-A

HSK-E

DIN

BT JIS

CAT

Combimaster

Graflex

Seco-Capto™

Others

Operating & setting accessories

Shrinkfit

Tapping chucks with micro-compensation, for synchronized tapping TCER5867

Improves tapping performances during synchronized tapping. The built-in axial micro flexure (+/- 0,5 mm) prevents stress on taps, which may appear from micro-deviation of the synchronism between the spindle rotation, feed and tap pitch. That micro-compensation mechanism offers longer tap life, protects taps against breakage, increases productivity and improves thread quality.





Most important features

1	Internal coolant through, or through sealing discs in specific nuts up to 80 bar /1160 psi	3	Built-in patented axial micro flexure (+/- 0,5mm) preventing from tap stress
2	Using standard ER Collets with square drives, ER11 (M2-M5), ER20 (M4-M12), ER25 (M8-M20), ER40 (M16-M30), ER50 (M20-M48)	4	Strong body shape, Available as straight shanks with Weldon flats, HSK, DIN, BT and Seco-Capto high rigidity

ER Collets with inner square

The specific ER collets feature an internal driving square at the back to fit the tap's square in order to prevent it from rotating in the collet.
Dedicated clamping size on the nominal diameter.

Collet size	Capacity	Clamping range	Collet size*	Capacity with sealing rings	Clamping range
					
ER 11	Ø2,5 to 6 mm Ø 0.098 to 0.236"	0	ER 16	Ø 3 to 10 mm (steps 0,5 mm) Ø 0.118 to 0.394" (steps 0.020")	-0,5 mm -0.020"
ER 20	Ø 4 to 12 mm Ø 0.157 to 0.472"	0	ER 20	Ø 3 to 12 mm (steps 0,5 mm) Ø 0.118 to 0.472" (steps 0.020")	-0,5 mm -0.020"
ER 25	Ø 4 to 16 mm Ø 0.0157 to 0.629"	0	ER 25	Ø 3 to 16 mm (steps 0,5 mm) Ø 0.118 to 0.630" (steps 0.020")	-0,5 mm -0.020"
ER 40	Ø 12 to 22 mm Ø 0.472 to 0.866"	0	ER 32	Ø 3-20 (steps 0,5 mm) Ø 0.118 to 0.394" (steps 0.020")	-0,5 mm -0.020"
ER 50	Ø 22 to 36 mm Ø 0.866 to 1.417"	0	* ER40 and ER50 on request. ER08 and ER11 not available Note: ER50 collet comes without square (included in the chuck)		


Combimaster – 5820/5821/K820/K821/BE...

Combimaster is a modular milling cutter system with a wide range of shank types, lengths, and interchangeable cutter heads.

With square shoulder and end mills, copy mills, face mills, plunge mills and disc mills included, the system offers maximum flexibility over a wide range of applications. All Combimaster heads and shanks have coolant holes and many of the cutter heads are available in different pitch versions. The range includes the Steadyline vibration damping holders that automatically counteracts and eliminates tool vibration, and an ER collet system for face, disc and side milling operations.

Most important features

1	ER collet system with ball bearing nut, sizes ER25, ER32 and ER40, ideal to use on Multitask rotating turret	4	Steadyline antivibration version for optimum workpiece access, conical shape for highest rigidity (K820) or straight shape for best accessibility (K821) available in several lengths
2	A variety of extensions and reducers allow to build the optimal suited tool for best workpiece accessibility. Includes cylindrical extensions in steel, heavy metal and carbide allowing applications up to 10xD	5	"Screw-in" connection system in different pitches from M6 to M20. Very rigid and precise. Suitable for HSM
3	Optimized designs to improve stability. Exist in conical shape for highest rigidity (5820) or straight forms (5821) for best accessibility, all fine balanced G6,3-20.000	6	All adapters have coolant through facility



Combimaster to shrinkfit DIN holders

A range of DIN 4,5° shrinkfit adapters with M16 Combimaster connection size allow to use round tools like solid end mills with shanks diameter 6, 8, 10 and 12 mm (∅ 0.236", 0.315", 0.394" and 0.472")

Note: when mounted on Steadyline version fine tuning of assembly is recommended-please request.



Milling cutters holders

Seco Tools offers a broad range of shell mill holders based on spigot and tenon drive features according to ISO 3937 or DIN6357. Providing excellent results in rough to fine milling applications, this portfolio includes options for most machine side connections, as well as most workpiece side diameters.



Type	Features	Designs
<p>Type SM...L1 (5525) Holder for tenon driven milling cutters, enlarged bearing face with coolant channels</p>	<ul style="list-style-type: none"> • Spigot and tenon drive acc. to ISO 3937, with enlarged (>ISO) bearing face for optimized rigidity • Multiple coolant channels through the spigot's face • Diam. 40 mm (1.575") with 4 threaded holes acc. to DIN6357 • Available in standard in Steadyline antivibration version • In case the cutter has no through coolant, use cross head center bolt with coolant channels, available in option • G6.3-20.000 rpm balancing (except CAT, HSK-A125 and Graflex) 	
<p>Type SM...F3L1 (5524) Holder for tenon driven milling cutters and disc mills type B, small bearing face with coolant channels</p>	<ul style="list-style-type: none"> • Spigot and tenon drive acc. to ISO 3937, small bearing face • Suitable for disc mill cutters type B • Multiple coolant channels through the spigot's face • In case the cutter has no through coolant, use cross head center bolt with coolant channels, option available • G6.3-20.000 rpm balancing (except CAT, HSK-A125 and Graflex) 	
<p>Type SMF (569) Holder for tenon driven milling cutters, large bearing face</p>	<ul style="list-style-type: none"> • Spigot and large tenon drive as well as enlarged bearing face acc. to DIN6357/DIN2079 with 4 screws to secure clamping when heavy roughing applications with high torque transmissions • Coolant through the spigot, one central channel • G6.3-20.000 rpm balancing (except CAT, HSK-A125 and Graflex) 	
<p>Type DM (5656/5657) Disc mill holder piston type, for disc mills type A</p>	<ul style="list-style-type: none"> • The disc mill is held by an adjustable sliding shaft arbor equipped with a driving key. The arbor and disc mill are locked using a pulling screw. • Slim workpiece side clamping flange for optimized accessibility • Prebalanced by design 	




Guide
HSK-A
HSK-E
DIN
BT JIS
CAT
Combimaster
Graflex
Seco-Capto™
Others
Operating & setting accessories
Shrinkfit




Steadyline Milling cutter holders

As the use of long overhang tools becomes increasingly popular throughout the manufacturing industry, Seco offers a patented line of Steadyline® damping tools including shell mill holders and Combimaster holders covering a broad range of milling applications from Ø20 (Ø0.787") to over Ø160 mm (Ø6.299").

The highly rigid and stable Steadyline® system effectively reduces unwanted vibrations in extreme cutting conditions via a "dynamic passive system" inside the holder body where a damping mass counter vibrates against the first flex vibration.

As such, these products can perform typical long overhang operations twice as fast as traditional tools, reduce spindle stress as well as offer high metal-removal rates, smooth part surface finishes and long tool life.

<p>Inside view of a Steadyline Combimaster screw in system equipped with a R217.96-1640.RE-08-3A Square 6 shoulder and slot milling cutter</p>	<p>Inside view of Steadyline Shell mill holder equipped with a R220.69-0040-10-6A Turbo Mill cutter for challenging face milling applications</p>
	
<p>Machined with Steadyline</p>	<p>Machined with conventional holder, equivalent dimension</p>
 	 

Designs	Steadyline Shell mill holder	Steadyline Combimaster
<p>– Conical-reinforced shape maximizes the rigidity of the holder, to achieve high static and up to three times greater dynamic rigidity than equivalent solid holders</p> <p>– When the accessibility to the machining area does not allow conical holders, the cylindrical shape provides an excellent compromise between strong rigidity and accessibility. This enables machining over 5xD overhang with cutting speeds similar to short assemblies, increasing depth of cut by up to 3 times compared to classic long holders</p>	<p>SM-KM-L1 ("5556") conical-reinforced shape</p> <ul style="list-style-type: none"> – Spigot sizes from Ø16 to 40 mm (Ø0.630 to 1.575") – Enlarged bearing face – Multiple coolant channels through the spigot's face – Available in different projections up to 350 mm (Ø13.780")  <p>SM-K-L1 ("5555") cylindrical shape</p> 	<p>M...K (K820) conical reinforced shape</p> <ul style="list-style-type: none"> – Connection sizes from M12 to M20 – Rigid and accurate Screw-in system, enabling to mount a large panel of replaceable milling heads for all kind of applications – Available in different projections  <p>M...K (K821) cylindrical shape</p> 

Guide

HSK-A

HSK-E

DIN

BT JIS

CAT

Combimaster

Grafflex

Seco-Capto™

Others

Operating & setting accessories

Shrinkfit

Interested in finding out how to overcome tool overhang challenges?

Then we have an great overview of our Steadyline® products, which include cost-effective milling holders as well as turning and boring bars, perform typical long overhang operations twice as fast as traditional tools. Plus, these highly productive vibration-damping solutions offer high metal-removal rates, smooth part surface finishes and long tool life – all while reducing machine tool stress.

You will find out how the very accurate and rigid GL Connection will enable you to exchange in record times the front heads or just get expertise on how to achieve stable conditions with our solutions.

Visit secotools.com for all the latest information, machining data, manufacturing techniques and other developments on Steadyline® products or access our comprehensive Steadyline® brochure directly thru the QR code.




- Guide
- HSK-A
- HSK-E
- DIN
- BT JIS
- CAT
- Combimaster
- Graflex
- Seco-Capto™
- Others
- Operating & setting accessories
- Shrinkfit

Graflex Modular system

Graflex assemblies include arbors, intermediates, tool holders and boring heads that can be rapidly built together when they are needed.

Suitable for milling, drilling, tapping, reaming and boring, Graflex modules offer tooling of variable lengths and diameters and can be fitted on all types of machines simply by substituting the Graflex basic arbor.


Excellent connection rigidity and precision enables Graflex assemblies to be used in similar machining conditions as the same sized Monobloc holders. The wide range of modules permits tooling dimensions closest to the required machining operation for optimized cutting conditions.



Most important features			
1	The tenon secures the assembly. For operations involving interrupted cuts, the blocking screw on the tenon can be tightened to avoid micro rotational movements	3	Two ball screws, with fine pitched thread, turn radial pressure into axial locking pressure that forces the two faces together. The self-locking features amplifies the interfacial pressure: the harder the cutting forces, the tighter the connection becomes and the higher the rigidity of the assembly Radial access to the ball screw makes it very easy to handle, even directly on the machine
2	Great flexibility: assemblies of variable lengths and diameters can rapidly be built together, when they are needed. Graflex® modules e.g. tool holders and boring heads, as well as cutting tools can be fitted on all types of machines, by the substitution of only the basic Graflex® arbors, available in variety of machine side connections (HSK-A, HSK-E, DIN, BT, CAT, Seco-Capto™ ...). The Graflex® modules are suitable for milling, drilling, tapping, reaming and boring.	4	The long spigot and face connection, combined with tight manufacturing tolerances, offer a strong and very accurate clamping of the assemblies.

- Guide
- HSK-A
- HSK-E
- DIN
- BT JIS
- CAT
- Combimaster
- Graflex
- Seco-Capto™
- Others
- Operating & setting accessories
- Shrinkfit

WARNING:
Using holders without a coolant tube or a plug fitted, when required by machine tool builder, could cause unseen machine spindle damages.



HSK-A and HSK-E coolant tubes and sealing plugs

1	Sealing plugs are recommended to protect the spindle	3	Key need to be ordered separately (see product pages)
2	Coolant tubes are screwed into the backend of the HSK-A and HSK-E holders (HSK-C and F not required) to allow the distribution of the coolant from spindle to tool and protect the spindle and have a $\pm 1^\circ$ of angular motion. This degree of freedom is provided to compensate for any misalignment during HSK clamping process		

Pull studs (retention knobs)

The pull stud is the component on which the machine drawbar grabs to pull back the tapered back end of the holder into the spindle.

Mainly designed according to international standards (DIN, BT-JIS ANSI, ISO...), it can also exist in different specific designs (on request). It is important to select the appropriate pull stud to avoid damages to the spindle



Assembly supports, Tool Boy

Provides a safe and efficient tool preparation facility. Can be easily fixed on a workbench. The head can be oriented in 4 indexed positions (horizontal and vertical). Different locking systems designs, depending on the holder's tapers designs (see product pages).

Tool boy is composed by a base unit and an interchangeable head but delivered as a complete unit.



Seco Tools Tooling Systems can offer you all kind of special made rotating tool holders, fine and roughing boring bars as well as Steadyline holders for turning, boring and milling.

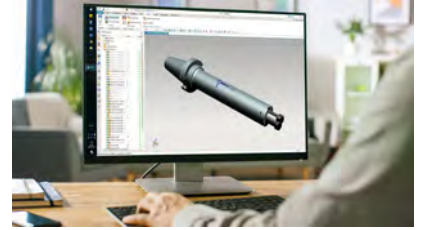
With our long experience, over 60 years in the industry, we have the expertise to design and manufacture your custom-made tools with the highest quality and best performance guarantees.

A Team of Application Engineers can support you to develop the best adapted solutions for your specific needs. Our design Team will provide you with an approval drawing before manufacturing.

And finally, a dedicated workshop, only for custom-made orders, located in France, will produce your solutions within promised lead times.

We have already supplied a large number of winning solutions in the past to customers active in all main industry segments (Aerospace, Automotive, Power generation, General engineering, ...) which helped them to stay competitive, cost-effective, and deliver in time their finished components.

Please contact your Seco representative.



- Guide
- HSK-A
- HSK-E
- DIN
- BT JIS
- CAT
- Combimaster
- Graflex
- Seco-Capto™
- Others
- Operating & setting accessories
- Shrinkfit

Balancing qualities

At high spindle speeds (rpm) raises a number of dynamic forces which generate vibrations, shortening tool life, lowers quality of the machined surface, and creates machine wear. Not all holders are dedicated to run at higher rotations, depending also from the back-end types and sizes, it's why at Seco Tooling Systems, we apply a specific balancing strategy based on the commonly accepted industry standard (ISO1940) which express the balancing quality with G grades.

You will find through the product pages (under column "balancing") and through this guide pages, indications about the balancing quality for each of our holders:

- not balanced at all
- PB: pre-balanced holders by design
- G6.3-20.000 rpm
- G2.5-25.000 rpm or $U \leq 1$ g.mm for all holders dedicated for High Speed Cutting applications

On request, and if feasible, we can fine balance all holders to G2.5.



Holes for RFID carrier

Product pages contain a column 'RFID hole', mentioning if a hole for RFID carrier is available on the tool holders:

RFID hole = 1: the tool holder feature a hole for RFID carrier, according to respective machine side norms.

RFID carriers can be fitted on request, please enquire.

RFID hole = 0: RFID carrier hole not available. Holes for RFID carriers can be machined and RFID carriers fitted on request, please enquire.

Guide

HSK-A

HSK-E

DIN

BT JIS

CAT

Combimaster

Graflex

Seco-Capto™

Others

Operating & setting accessories

Shrinkfit

Preliminary notice

The maximum indicated RPM is often restricted by the holder's machine side taper type and size.

HP ER Collet chucks (ER HP-5672)

Collet size	Capacity DCBN-DCBX	Recommended tightening torque*	Recommended max rpm
HP ER 11	Ø1 - 7 mm Ø 0.039 - 0.275"	10 Nm 7.376 ft lb	50.000
HP ER 16R	Ø 1 mm - Ø 0.039" Ø 1,5 - 3,5 mm Ø 0.059 - 0.138" Ø 4 - 10 mm Ø 0.157 - 0.394"	10 Nm 7.376 ft lb 15 - 20 Nm 11.06 - 14.75 ft lb 25 - 30 Nm 18.44 - 22.13 ft lb	50.000
HP ER 16	Ø 1 mm - Ø 0.039" Ø 1,5 - 3,5 mm Ø 0.059 - 0.138" Ø 4 - 10 mm Ø 0.157 - 0.394"	10 Nm 7.376 ft lb 15 - 20 Nm 11.06 - 14.75 ft lb 50 - 55 Nm 36.88 - 40.57 ft lb	60.000
HP ER 25	Ø 2 - 3 mm Ø 0.079 - 0.118" Ø 3,5 - 6,5 mm Ø 0.138 - 0.256" Ø 7 - 10 mm Ø 0.276 - 0.394" Ø 10,5 - 16 mm Ø 0.413 - 0.630"	25 - 30 Nm 18.44 - 22.13 ft lb 35 - 40 Nm 25.81 - 29.50 ft lb 55 - 60 Nm 40.57 - 44.25 ft lb 80 - 90 Nm 59.00 - 73.01 ft lb	42.000
HP ER 32	Ø 2 - 3 mm Ø 0.079 - 0.118" Ø 3,5 - 6,5 mm Ø 0.138 - 0.256" Ø 7 - 15,5 mm Ø 0.276 - 0.610" Ø 16 - 20 mm Ø 0.630 - 0.787"	30 - 35 Nm 33.13 - 25.81 ft lb 55 - 60 Nm 40.57 - 44.25 ft lb 110 - 120 Nm 81.13 - 88.50 ft lb 130 - 140 Nm 95.88 - 103.26 ft lb	30.000

ER Collet chucks (ER-5675)

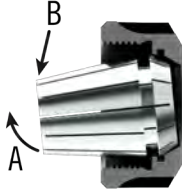

Collet size	Capacity DCBN-DCBX	Recommended tightening torque*
ER 16	Ø 0,5 - 10 mm Ø 0.020 - 0.394"	60 Nm 44.25 ft lb
ER 25	Ø 1 - 16 mm Ø 0.039 - 0.630"	110 Nm 81.13 ft lb
ER 32	Ø 2 - 20 mm Ø 0.079 - 0.787"	160 Nm 118.00 ft lb
ER 40	Ø 3 - 26 mm Ø 0.079 - 0.118"	180 Nm 132.76 ft lb

ER Collet chucks, cylindrical extensions (ER-5450)

Collet size	Capacity DCBN-DCBX	Recommended tightening torque*
ER 08R	Ø 0,5 - 5 mm Ø 0.020 - 0.197"	12 Nm 8.85 ft lb
ER 11R	Ø 0,5 - 7 mm Ø 0.020 - 0.276"	25 Nm 18.44 ft lb
ER 16R	Ø 0,5 - 10 mm Ø 0.020 - 0.394"	35 Nm 25.81 ft lb
ER 25R	Ø 1 - 16 mm Ø 0.039 - 0.630"	45 Nm 33.19 ft lb
ER 32	Ø 2 - 20 mm Ø 0.079 - 0.787"	160 Nm 118.00 ft lb

* For nut tightening and releasing, both key types hook and roller (torque spanner and classic spanner) are available as Accessories, see Product Pages
 Note: To ensure lowest runout, clamp only cylindrical tool shanks DIN 1835-1 Form A/ DIN 6535 Form HA, shank tol. maxi h10, clamped on nominal diameter. Runout can vary when using axial stop screw

Mounting advice

Collet
<ul style="list-style-type: none"> • Insert collet into the nut aligned with the mark. Push collet by applying pressure (A) until hearing a « click ». • Fit the tool and screw the nut onto the tool holder. • To release the collet, unscrew the nut from the tool holder, apply radial pressure (B). • Never lock the nut without a tool in place. 
Sealing ring
<ul style="list-style-type: none"> • Insert sealing ring into the nut from the back, until it "clicks" into the nut's front face. The sealing ring's marked face should be oriented inside the nut to avoid erosion of the diameter information marking. • Release by pressure onto the sealing ring's front face 

Shrinkfit holders

Clamping \varnothing	Recommended Max RPM**		
	Type DIN (SFD-/SFD...L1-5603/5403)/5402)*	Type reinforced (SFR-5600)	Type Slim M&D (SFS-5801)
3 mm 0.118"	45.000	-	60.000
4 mm 0.157"	45.000	-	60.000
5 mm 0.196"	45.000	-	60.000
6 mm 0.236"	45.000	45.000	40.000
8 mm 0.315"	45.000	45.000	40.000
10 mm 0.394"	40.000	40.000	40.000
12 mm 0.472"	40.000	40.000	40.000
14 mm 0.551"	38.000	-	40.000
16 mm 0.630"	38.000	38.000	40.000
18 mm 0.708"	35.000	-	-
20 mm 0.787"	35.000	35.000	-
25 mm 0.984"	32.000	30.000	-
32 mm 1.260"	30.000	25.000	-

* Tool shanks

- Type: Cylindrical DIN 1835-1 Form A/ DIN 6535 Form HA

- Tolerances: \varnothing 3 to 5 mm (\varnothing 0.118" to 0.197") maximum h5, tool shank must be carbide or heavy metal (e.g. Densimet). \varnothing 6 to 32 mm (\varnothing 0.236" to 1.260") maximum h6, tool shank can be steel, HSS, carbide or heavy metal. Using h5 for \varnothing 6 to 32 mm (\varnothing 0.236" to 1.260") provides a safer minimum clamping torque. Make sure the minimum shrinking depth LSC shown in the Product pages for each holder is followed when fitting the tool shank into the holder.

** For Shrink fit holders equipped with MQL1: maxi 16.000 rpm.

***Heat resistance: maximum acceptable temperature: 400°C

Kit of balancing screws for Shrinkfit holders (all except Slim types)


These kits contain screws of different sizes, to be mounted into the balancing threaded holes of all shrinkfit holders except the slim version. The screws will allow to fine tune the balancing quality of the assemblies holder-tool on a suitable balancing machine. The screws must be inserted until stop in the threaded holes with a torque of 1 Nm (0.736 ft lb).



Hydraulic expansion chucks (HC-5834)

Clamping \varnothing	Recommended Max RPM
6 mm 0.236"	40.000
8 mm 0.315"	40.000
10 mm 0.394"	40.000
12 mm 0.472"	40.000
14 mm 0.551"	40.000
16 mm 0.630"	40.000
18 mm 0.708"	40.000
20 mm 0.787"	40.000
25 mm 0.984"	25.000
32 mm 1.260"	25.000

- Never lock the chucks without a tool in place
- Operating temperature: 10-50 °C (50-122 °F)
- Max. Coolant pressure: 70 bar



Hydraulic chucks are not Shrinkfit chucks: don't heat them!

Tapping chucks with micro-compensation (TCER-5867)

Tapping chuck size	Recommended tightening torque
ER 11	30 Nm 22.13 ft lb
ER 20	100 Nm 73.76 ft lb
ER 25	130 Nm 95.88 ft lb
ER 40	220 Nm 163.26 ft lb
ER 50	260 Nm 191.77 ft lb

- For nut tightening and releasing, both spanner types: hook and roller (torque spanner and classic spanner) are available as Accessories, see Product Pages and detailed description of the roller spanners in chapter Operating & setting accessories.

NC Drill chucks (UDC-5085)

Capacity \varnothing	Minimum transmissible torque	Maximum tightening torque
\varnothing 1 - 13 mm \varnothing 0.039 - 0.512"	80 Nm 59.00 ft lb	10 - 15 Nm 7.37 - 11.06 ft lb
\varnothing 2,5 - 16 mm \varnothing 0.098 - 0.630"	120 Nm 88.51 ft lb	10 - 15 Nm 7.37 - 11.06 ft lb

- Guide
- HSK-A
- HSK-E
- DIN
- BT JIS
- CAT
- Combimaster
- Graflex
- Seco-Capto™
- Others
- Operating & setting accessories
- Shrinkfit

Combimaster (M-5820/5821/5822)

Combimaster connection size	Tightening torque	Tightening key size SW
M6	10 Nm <i>7.38 ft lb</i>	9 mm <i>0.354"</i>
M8	25 Nm <i>18.44 ft lb</i>	11 mm <i>0.433"</i>
M10	40 Nm <i>29.50 ft lb</i>	15 mm <i>0.590"</i>
M12	60 Nm <i>44.25 ft lb</i>	19 mm <i>0.748"</i>
M16	80 Nm <i>59.00 ft lb</i>	26 mm <i>1.023"</i>
M20	120 Nm <i>88.51 ft lb</i>	32 mm <i>1.260"</i>

Recommendations of use for Combimaster extensions in Heavy Metal and Carbide:

- Heavy Metal and Carbide extensions are recommended for long overhangs
- Heavy Metal provides a high modulus of rigidity, but is sensitive to bending. Carbide is very rigid but brittle, thus sensitive to shocks. Only to use for finishing operations with small ap and ae
- Use Combimaster cutters with fewer inserts to reduce vibrations
- Select inserts with light geometries, with small edge rounding and preferably with PVD coating
- High feed is a perfect solution in correlation for long applications
- Ensure a very good chips evacuations


ER to Combimaster arbors

ER Collet size	Combimaster connection size	ER Nut tightening torque	Combimaster tool tightening torque
ER 25	M8 M10 M12	60 Nm <i>44.25 ft lb</i>	25 Nm - <i>18.44 ft lb</i> 40 Nm - <i>29.50 ft lb</i> 60 Nm - <i>44.25 ft lb</i>
ER 32	M10 M12 M16	90 Nm <i>66.38 ft lb</i>	40 Nm - <i>29.50 ft lb</i> 60 Nm - <i>44.25 ft lb</i> 80 Nm - <i>59.00 ft lb</i>
ER 40	M12 M16 M20	120 Nm <i>88.50 ft lb</i>	60 Nm - <i>44.25 ft lb</i> 80 Nm - <i>59.00 ft lb</i> 120 Nm - <i>88.50 ft lb</i>

Seco-Capto

Seco-Capto sizes	Center Bolt tightening torque	Cam tightening torque for receivers with segment clamping
C3	40 - 50 Nm <i>29.50 - 36.88 ft lb</i>	35 Nm <i>25.81 ft lb</i>
C4	50 - 60 Nm <i>36.88 - 44.25 ft lb</i>	50 Nm <i>36.88 ft lb</i>
C5	90 - 100 Nm <i>66.38 - 73.76 ft lb</i>	70 Nm <i>51.69 ft lb</i>
C6	160 - 180 Nm <i>118.00 - 132.76 ft lb</i>	90 Nm <i>66.38 ft lb</i>
C8	160 - 180 Nm <i>118.00 - 132.76 ft lb</i>	130 Nm <i>95.88 ft lb</i>

Graflex Modular System



Case 1: normal cuts

- Clean properly the pieces to be assembled
- Lightly tighten screw #1 until it makes contact
- Lightly tighten screw #2 until it makes contact
- Torque screw #1 (low values= light cutting; High values= heavy duty cutting)
- Torque screw #2 (low values= light cutting; High values= heavy duty cutting)

Case 2: intermittent cuts

- Tighten key with radial screw #3, before final tightening of screw #1 and #2

Graflex Modular System

Graflex size	Graflex screws 1 and 2 Low – High	Tenon blocking screw 3 Low – High
G0	1,5 - 2 Nm <i>1.106 - 1.47 ft lb</i>	-
G1	1,5 - 2 Nm <i>1.106 - 1.47 ft lb</i>	-
G2	2,5 - 4 Nm <i>1.844 - 2.95 ft lb</i>	-
G3	5 - 8 Nm <i>3.69 - 5.90 ft lb</i>	0,4 Nm <i>0.29 ft lb</i>
G4	13 - 20 Nm <i>9.59 - 14.75 ft lb</i>	0,7 Nm <i>0.52 ft lb</i>
G5	17 - 25 Nm <i>12.54 - 18.44 ft lb</i>	2 Nm <i>1.47 ft lb</i>
G6	23 - 35 Nm <i>16.97 - 25.81 ft lb</i>	4 Nm <i>2.95 ft lb</i>
G7	40 - 60 Nm <i>29.50 - 44.25 ft lb</i>	8 Nm <i>5.9 ft lb</i>

- Guide
- HSK-A
- HSK-E
- DIN
- BT JIS
- CAT
- Combimaster
- Graflex
- Seco-Capto™
- Others
- Operating & setting accessories
- Shrinkfit

Sealing screws and sealing dowels

Tool holders with steep tapers (DIN, BT, CAT) featuring ADB coolant holes, are equipped with two removable sealing screws or sealing dowels mounted into the flange.

- Guide
- HSK-A
- HSK-E
- DIN
- BT JIS
- CAT
- Combimaster
- Graiflex
- Seco-Capto™
- Others
- Operating & setting accessories
- Shrinkfit

Sealing screws Part No 950A0406 for taper size 40 and Part No 950A0606 for taper size 50 (reusable)

- To use the coolant channels through the flange (Form B type), remove the sealing screws / Dowel, and utilize a sealed pull stud
- To use coolant through the center (Form AD type), be sure the plugs are mounted in the flanges, and utilize a pull stud with a drilled coolant channel
- To mount the sealing screws: clean, apply some sealing paste onto the thread (recommended: Loctite 577); screw the sealing screw until its back face is flush with holder's flange; It is recommended to wait 24 hours to reach the maximum sealing resistance (100 bar)



Sealing dowels Part No 564301701 for taper size 40 and Part No 564301702 for taper size 50 (single use only !)

1.1
The holders are delivered from stock with plugged B coolant channels (ready for central coolant form AD) with two plastic dowels

Dismounting:

2.1
To allow coolant through the flange (Form B type), remove the dowel locking screw with a hex key 1,5 mm

2.2
Mount two hexagon socket head screws M3 by screwing it 1,5 to 2 turns into the plastic body 2.3-With pliers, pull out the screw and the plastic body together

2.3
With pliers, pull out the screw and the plastic body together

Mounting:

3.1
Sealing dowels, available as spare parts are for single use only.

3.2
Introduce the two new sealing dowel's plastic bodies, without screw, completely into the two through coolant channels by using an assembly tool, the dowels must not stand out of the flange.

3.3
Tighten the two dowels completely with a size 1,5 mm hex key.



Fig. 2.1



Fig. 2.2



Fig. 2.3



Fig. 3.2



Fig. 3.3

Safety

- Always select the best appropriate tool holder type in accordance with your machining application, and tool shank design (see advices in the technical guide)
- Tool must be inserted all the way and securely clamped into or onto the tool holder, using appropriate means (like torque wrenches when clamping torque is recommended). In any case don't over torque, or do not overheat when using a shrink fit heating device.
- Use a Toolboy fixture strongly bolted on a workbench to handle tool assembling/disassembling in safe conditions
- Carefully follow the instructions when delivered along with the products. Special care is requested for the use of the Easyshrink EVO and the Steadylite antivibration holders.
- Use gloves to protect hands and wear protective foot wear. Direct touch of sharp cutting edges may cause injuries
- Handle and carry heavy assemblies with appropriate lifting equipment's
- Make sure to never exceed the maximum cutting conditions recommended for the tool and/or the tool holder
- Do not touch the tool or tool holders when rotating on the machine



Maintenance

- Check on a regular basis the machine spindle's pulling power
- Thoroughly clean all parts (tool holder inner bore and taper, tool shank, spindle,...) before and after use to guarantee best performance.
- Dismount your assemblies periodically to clean and oil them
- Store the holders in a clean and dry place; spray a fine layer of oil to prevent corrosion
- Look for wear on the taper (fretting corrosion) and bores, as well as on the accessories like collets, pull studs,...replace them whenever needed. Make sure the tool shank is undamaged before insertion
- We can offer maintenance/repair services for all our Hydro chucks, please send a request. Never remove the pressurizing screw or the air-release screw



Recycling

- Recycling of our products, when they have come to the end of their useful life, must be done following the local regulations and legislations. Preferably dismantle products to sort out parts of the tool holders according to material type: ferrous materials (steel), nonferrous materials, plastics, others.
- Most of the products are delivered in paper card boxes which can be recycled accordingly to local regulations and legislations
- Some products are wrapped in anti-corrosion protection papers which can be treated like brown/craft paper according to local regulations and legislations.
- Products which are wrapped in oily plastic bags can be considered as Industrial hazardous waste to be treated according to local regulations and legislations.



- Guide
- HSK-A
- HSK-E
- DIN
- BT JIS
- CAT
- Combimaster
- Graflex
- Seco-Capto™
- Others
- Operating & setting accessories
- Shrinkfit

- Guide
- HSK-A**
- HSK-E
- DIN
- BT JIS
- CAT
- Comblmaster
- Graiflex
- Seco-Capto™
- Others
- Operating & setting accessories
- Shrinkfit



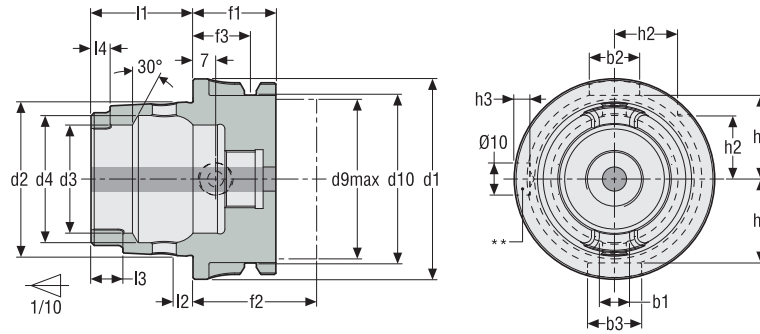
HSK-A

Seco allows you to get the most out of both your machine and tools by offering a comprehensive range of tool holders to connect them. **HSK-A** is a lighter weight tool compared to ISO-tapers and offers high consistency in terms of radial and axial accuracy. The range covers all standard workpiece side connections, as well Seco's unique connections.

- Steadyline, vibration damping shell mill holders
- Shell mill holders, with through coolant channels
- Milling cutter holders, flange mounting
- Disc mill holders
- Side lock holders, Weldon
- Shrinkfit holders
- High precision collet chucks
- Hydraulic chucks and Power milling chucks
- ER collet chucks
- Drill chucks and Tapping chucks
- Greenstock blanks and Control bars

HSK-A, norm dimensions

ISO 12164-1-HSK-A



Machine side catalogue designation	Hole for RFID carrier**	d ₁	d ₂	d ₉ max	d ₃	d ₁₀	d ₄	f ₁	f ₂	f ₃	l ₁	l ₂	l ₃	l ₄	b ₁	b ₂	b ₃	h ₁	h ₂	h ₃ ^{+0,2}
		mm Inch	mm Inch	mm Inch	mm Inch	mm Inch	mm Inch	mm Inch	mm Inch	mm Inch	mm Inch	mm Inch	mm Inch	mm Inch	mm Inch	mm Inch	mm Inch	mm Inch	mm Inch	mm Inch
HSK-A32	**	32 1.260	24 0.945	26 1.024	17 0.669	26,5 1.043	20,5 0.807	20 0.787	35 1.378	16 0.630	16 0.630	3,2 0.126	5 0.197	3 0.118	7,05 0.278	7 0.276	9 0.354	13 0.512	9,5 0.374	5,4 0.213
HSK-A40	**	40 1.575	30 1.181	34 1.339	21 0.827	34,8 1.370	25,5 1.004	20 0.787	35 1.378	16 0.630	20 0.787	4 0.157	6 0.236	3,5 0.138	8,05 0.317	9 0.354	11 0.433	17 0.669	12 0.472	5,2 0.205
HSK-A50	**	50 1.969	38 1.496	42 1.654	26 1.024	43 1.693	32 1.260	26 1.024	42 1.654	18 0.709	25 0.984	5 0.197	7,5 0.295	4,5 0.177	10,54 0.415	12 0.472	14 0.551	231 9.094	15,5 0.610	5,1 0.201
HSK-A63	**	63 2.480	48 1.890	53 2.087	34 1.339	55 2.165	40 1.575	26 1.024	42 1.654	18 0.709	32 1.260	6,3 0.248	10 0.394	6 0.236	12,54 0.494	16 0.630	18 0.709	26,5 1.043	20 0.787	5 0.197
HSK-A80	**	80 3.150	60 2.362	67 2.638	42 1.654	70 2.756	50 1.969	26 1.024	42 1.654	18 0.709	40 1.575	8 0.315	12 0.472	8 0.315	16,04 0.631	18 0.709	20 0.787	34 1.339	25 0.984	4,9 0.193
HSK-A100	**	100 3.937	75 2.953	88 3.465	53 2.087	92 3.622	63 2.480	29 1.142	45 1.772	20 0.787	50 1.969	10 0.394	15 0.591	10 0.394	20,02 0.788	20 0.787	22 0.866	44 1.732	31,5 1.240	4,9 0.193
HSK-A125	**	125 4.921	95 3.740	111 4.370	67 2.638	117 4.606	80 3.150	29 1.142	45 1.772	20 0.787	63 2.480	12,5 0.492	19 0.748	12 0.472	25,02 0.985	25 0.984	28 1.102	55,5 2.185	31,5 1.240	4,8 0.189

Seco's holders HSK-A have a radial hole through the taper for manual clamping, compatible with HSK-C.

Note: These machine side dimensions are applied to all the holders shown in the Product pages.

** In order to know if a hole for RFID carrier exists, see 'RFID hole' column in Product pages:

1= hole for RFID carrier available, if required a carrier can be fitted on request, please enquire.

0= hole for RFID carrier not available, if required hole can be machined and a carrier can be fitted on request, please enquire.

Guide

HSK-A

HSK-E

DIN

BT JIS

CAT

Combimaster

Graflex

Seco-Capto™

Others

Operating & setting accessories

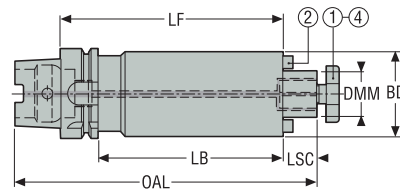
Shrinkfit

SMK 5555/5556 – Steadylite®, vibration damping shell mill holders – Metric / Inch

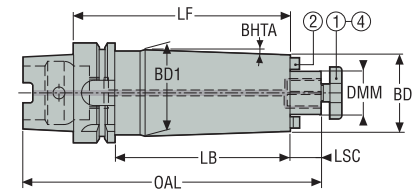
HSK-A/ ISO12164-1-HSK-A



Design 1 (5555)



Design 2 (5556)



- Direct run-out 5 µm maximum
- DMM 40 mm / 1.575", includes 4 threaded holes for M12 screws on the bearing face Ø66,7 mm / 2.626" according to DIN 6357
- For HSK sealing plugs, coolant tubes and tube spanners, see page(s) 376
- For ISO attribute explanation, see page 12

Accessories:
4 = Bolt, through coolant


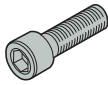

Spare parts:
1 = Bolt
2 = Tenon/Screw

Designation	Item number	CTMS	DMM	LF	BD	BD1	OAL	LB	LSC	Design	BHTA°	RFID hole	Balancing	Weight
														kg lbs
E9304555516160	02706254	HSK-A63	16,0 0.630	160,0 6.299	38,0 1.496	38,0 1.496	209,0 8.228	134,0 5.276	17,0 0.669	1	–	1	PB	2,4 5.290
E9304555522210	02675615	HSK-A63	22,0 0.866	210,0 8.268	48,0 1.890	48,0 1.890	261,0 10.276	184,0 7.244	19,0 0.748	1	–	1	PB	3,54 7.800
E9304555527260	02675619	HSK-A63	27,0 1.063	260,0 10.236	60,0 2.362	60,0 2.362	313,0 12.323	234,0 9.213	21,0 0.827	1	–	1	PB	6,56 14.460
E9306555522210	02675620	HSK-A100	22,0 0.866	210,0 8.268	48,0 1.890	48,0 1.890	279,0 10.984	181,0 7.126	19,0 0.748	1	–	1	PB	4,8 10.580
E9306555522260	02675621	HSK-A100	22,0 0.866	260,0 10.236	50,0 1.969	65,0 2.559	329,0 12.953	231,0 9.094	19,0 0.748	2	2,0	1	PB	6,78 14.950
E9306555527260	02670609	HSK-A100	27,0 1.063	260,0 10.236	60,0 2.362	60,0 2.362	331,0 13.031	231,0 9.094	21,0 0.827	1	–	1	PB	7,92 17.460
E9304555622260	02675617	HSK-A63	22,0 0.866	260,0 10.236	50,0 1.969	63,925 2.517	311,0 12.244	234,0 9.213	19,0 0.748	2	1,8	1	PB	5,38 11.860
E9306555627320	02670605	HSK-A100	27,0 1.063	320,0 12.598	62,0 2.441	82,0 3.228	391,0 15.394	291,0 11.457	21,0 0.827	2	2,0	1	PB	11,86 26.150
E930655532330	02706255	HSK-A100	32,0 1.260	330,0 12.992	78,0 3.071	78,0 3.071	404,0 15.906	301,0 11.850	24,0 0.945	1	–	1	PB	14,42 31.790
E9306555540350	02753468	HSK-A100	40,0 1.575	350,0 13.780	89,0 3.504	89,0 3.504	427,0 16.811	321,0 12.638	27,0 1.063	1	–	1	PB	19,4 42.770
HSKA125-SM27-260-KL1	03229663	HSK-A125	27,0 1.063	260,0 10.236	60,0 2.362	60,0 2.362	344,0 13.543	231,0 9.094	21,0 0.827	1	–	1	PB	9,2 20.280
HSKA125-SM40-350-KL1	03229664	HSK-A125	40,0 1.575	350,0 13.780	89,0 3.504	89,0 3.504	440,0 17.323	321,0 12.638	27,0 1.063	1	–	1	PB	20,9 46.080

Accessories

For DMM	Bolt, through coolant	Spanner
16 / 0.630	5801608L	5811608
22 / 0.866	5802210L	5812210
27 / 1.063	5802712L	5812712
32 / 1.260	5803216L	5813216
40 / 1.575	5804020L	5814020

Spare Parts

For DMM	Bolt	Screw	Tenon
			
16 / 0.630	5801608	951D0312	16C2080810A
22 / 0.866	5802210	951D0416	16C2101111
27 / 1.063	5802712	951D0516	16C2121214A
32 / 1.260	5803216	951D0516	16C2141421A
40 / 1.575	5804020	951D0616	16C2161621A

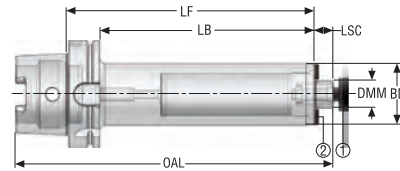
- Guide
- HSK-A**
- HSK-E
- DIN
- BT JIS
- CAT
- Combimaster
- Graflex
- Seco-Capto™
- Others
- Operating & setting accessories
- Shrinkfit

SMK 5555/5556 – Steadylite®, vibration damping shell mill holders – Inch

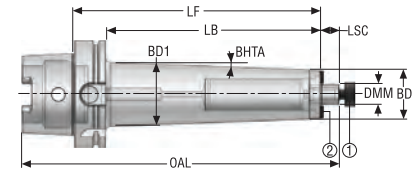
HSK-A/ ISO12164-1-HSK-A



Design 1 (5555)



Design 2 (5556)



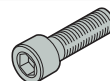
- Direct run-out 5 µm maximum
- For HSK sealing plugs, coolant tubes and tube spanners, see page(s) 376
- For ISO attribute explanation, see page 12

Spare parts:
1 = Bolt
2 = Tenon/Screw

Designation	Item number	CTMS	DMM	LF	BD	BD1	OAL	LB	LSC	Design	BHTA°	RFID hole	Balancing	Weight
			<i>Inch</i>	<i>Inch</i>	<i>Inch</i>	<i>Inch</i>	<i>Inch</i>	<i>Inch</i>	<i>Inch</i>					lbs
E93045555075750	02689502	HSK-A63	0.750	7.500	1.750	1.750	9.449	6.476	0.689	1	–	1	PB	6.610
E93065555075750	02689508	HSK-A100	0.750	7.500	1.750	1.750	10.157	6.358	0.689	1	–	1	PB	9.480
E93065556075900	02689510	HSK-A100	0.750	9.000	1.811	2.336	11.657	7.858	0.689	2	2,0	1	PB	12.570
E93065555100900	02689511	HSK-A100	1.000	9.000	2.250	2.250	11.657	7.858	0.689	1	–	1	PB	14.990
HSKA125-SM0.750-7.500-KL1	03229692	HSK-A125	0.750	7.500	1.750	1.750	10.669	6.358	0.689	1	–	1	PB	12.570
HSKA125-SM1.000-9.000-KL1	03229693	HSK-A125	1.000	9.000	2.250	2.250	12.169	7.858	0.689	1	–	1	PB	18.080
HSKA125-SM1.250-13.000-KL1	03229694	HSK-A125	1.250	13.000	2.750	–	16.169	11.858	0.689	1	–	1	PB	30.200

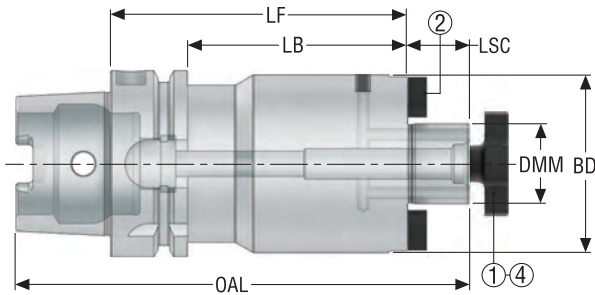
Spare Parts

For DMM	Bolt	Screw	Tenon
0.750	58211905	950D0312	16C2080712A
1.000	58212540	950D0416	16C2091014A
1.250	58212540	950D0416	16C2091014A



HSK-A/ ISO12164-1-HSK-A

SM – Shell mill holders, with through coolant channels – Metric / Inch



Accessories:
4 = Bolt, through coolant

Spare parts:
1 = Bolt
2 = Tenon/Screw

- Direct run-out 5 µm maximum
- DMM 40 mm / 1.575", includes 4 threaded holes for M12 screws on the bearing face $\varnothing 66,7$ mm / 2.626" according to DIN 6357
- For HSK sealing plugs, coolant tubes and tube spanners, see page(s) 376
- For ISO attribute explanation, see page 12

Designation	Item number	CTMS	DMM	LF	BD	OAL	LB	LSC	RFID hole	Balancing	Weight
			mm Inch	mm Inch	mm Inch	mm Inch	mm Inch	mm Inch			
HSKA63-SM16-050-L1	03301550	HSK-A63	16,0 0.630	50,0 1.969	38,0 1.496	99,0 3.898	24,0 0.945	17,0 0.669	1	G6.3	0,9 1.980
HSKA63-SM16-100-L1	03301551	HSK-A63	16,0 0.630	100,0 3.937	38,0 1.496	148,0 5.827	74,0 2.913	17,0 0.669	1	G6.3	1,4 3.090
HSKA63-SM16-145-L1	03301552	HSK-A63	16,0 0.630	145,0 5.709	38,0 1.496	194,0 7.638	119,0 4.685	17,0 0.669	1	G6.3	1,7 3.750
HSKA63-SM22-050-L1	03301556	HSK-A63	22,0 0.866	50,0 1.969	48,0 1.890	101,0 3.976	24,0 0.945	19,0 0.748	1	G6.3	1,1 2.430
HSKA63-SM22-100-L1	03301557	HSK-A63	22,0 0.866	100,0 3.937	48,0 1.890	151,0 5.945	74,0 2.913	19,0 0.748	1	G6.3	1,8 3.970
HSKA63-SM22-160-L1	03301558	HSK-A63	22,0 0.866	160,0 6.299	48,0 1.890	211,0 8.307	134,0 5.276	19,0 0.748	1	G6.3	2,6 5.730
HSKA63-SM27-060-L1	03301563	HSK-A63	27,0 1.063	60,0 2.362	60,0 2.362	113,0 4.449	34,0 1.339	21,0 0.827	1	G6.3	1,5 3.310
HSKA63-SM27-100-L1	03301564	HSK-A63	27,0 1.063	100,0 3.937	60,0 2.362	153,0 6.024	74,0 2.913	21,0 0.827	1	G6.3	2,3 5.070
HSKA63-SM27-160-L1	03301565	HSK-A63	27,0 1.063	160,0 6.299	60,0 2.362	213,0 8.386	134,0 5.276	21,0 0.827	1	G6.3	3,1 6.830
HSKA63-SM32-060-L1	03301568	HSK-A63	32,0 1.260	60,0 2.362	78,0 3.071	116,0 4.567	34,0 1.339	24,0 0.945	1	G6.3	1,8 3.970
HSKA63-SM32-100-L1	03301569	HSK-A63	32,0 1.260	100,0 3.937	78,0 3.071	156,0 6.142	74,0 2.913	24,0 0.945	1	G6.3	3,1 6.830
HSKA63-SM40-060-L1	03301571	HSK-A63	40,0 1.575	60,0 2.362	89,0 3.504	119,0 4.685	34,0 1.339	27,0 1.063	1	G6.3	2,1 4.630
HSKA100-SM16-100-L1	03301572	HSK-A100	16,0 0.630	100,0 3.937	38,0 1.496	167,0 6.575	71,0 2.795	17,0 0.669	1	G6.3	2,7 5.950
HSKA100-SM22-050-L1	03301576	HSK-A100	22,0 0.866	50,0 1.969	48,0 1.890	119,0 4.685	21,0 0.827	19,0 0.748	1	G6.3	2,4 5.290
HSKA100-SM22-100-L1	03301577	HSK-A100	22,0 0.866	100,0 3.937	48,0 1.890	169,0 6.654	71,0 2.795	19,0 0.748	1	G6.3	3,1 6.830
HSKA100-SM22-160-L1	03301578	HSK-A100	22,0 0.866	160,0 6.299	48,0 1.890	229,0 9.016	131,0 5.157	19,0 0.748	1	G6.3	3,9 8.600
HSKA100-SM27-050-L1	03301583	HSK-A100	27,0 1.063	50,0 1.969	60,0 2.362	121,0 4.764	21,0 0.827	21,0 0.827	1	G6.3	2,6 5.730
HSKA100-SM27-100-L1	03301584	HSK-A100	27,0 1.063	100,0 3.937	60,0 2.362	171,0 6.732	71,0 2.795	21,0 0.827	1	G6.3	3,7 8.160
HSKA100-SM27-160-L1	03301585	HSK-A100	27,0 1.063	160,0 6.299	60,0 2.362	231,0 9.094	131,0 5.157	21,0 0.827	1	G6.3	5,0 11.020
HSKA100-SM32-050-L1	03301589	HSK-A100	32,0 1.260	50,0 1.969	78,0 3.071	124,0 4.882	21,0 0.827	24,0 0.945	1	G6.3	3,0 6.610
HSKA100-SM32-100-L1	03301590	HSK-A100	32,0 1.260	100,0 3.937	78,0 3.071	174,0 6.850	71,0 2.795	24,0 0.945	1	G6.3	4,8 10.580



Guide	Designation	Item number	CTMS	DMM	LF	BD	OAL	LB	LSC	RFID hole	Balan-cing	Weight
				mm Inch	mm Inch	mm Inch	mm Inch	mm Inch	mm Inch			kg lbs
HSK-A	HSKA100-SM32-160-L1	03301591	HSK-A100	32,0 1.260	160,0 6.299	78,0 3.071	234,0 9.213	131,0 5.157	24,0 0.945	1	G6.3	7,0 15.430
	HSKA100-SM40-060-L1	03301595	HSK-A100	40,0 1.575	60,0 2.362	89,0 3.504	137,0 5.394	31,0 1.220	27,0 1.063	1	G6.3	3,7 8.160
	HSKA100-SM40-100-L1	03301596	HSK-A100	40,0 1.575	100,0 3.937	89,0 3.504	177,5 6.988	71,0 2.795	27,0 1.063	1	G6.3	5,6 12.350
	HSKA100-SM40-160-L1	03301597	HSK-A100	40,0 1.575	160,0 6.299	89,0 3.504	237,0 9.331	131,0 5.157	27,0 1.063	1	G6.3	8,5 18.740
HSK-E	HSKA125-SM22-100-L1	03229672	HSK-A125	22,0 0.866	100,0 3.937	48,0 1.890	182,0 7.165	71,0 2.795	19,0 0.748	1	PB	4,4 9.700
	HSKA125-SM27-100-L1	03229673	HSK-A125	27,0 1.063	100,0 3.937	60,0 2.362	184,0 7.244	71,0 2.795	21,0 0.827	1	PB	4,9 10.800
	HSKA125-SM32-100-L1	03229674	HSK-A125	32,0 1.260	100,0 3.937	78,0 3.071	187,0 7.362	71,0 2.795	24,0 0.945	1	PB	6,1 13.450
	HSKA125-SM40-100-L1	03229675	HSK-A125	40,0 1.575	100,0 3.937	89,0 3.504	190,0 7.480	71,0 2.795	27,0 1.063	1	PB	6,1 13.450

Accessories

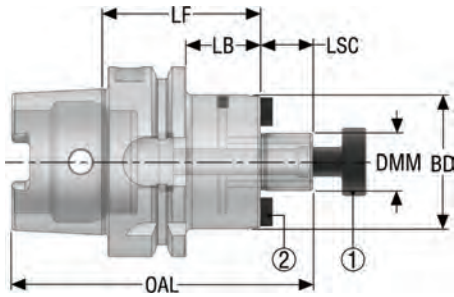
For Taper/ DMM	Bolt, through coolant	Spanner
63-125/ 16/ 0.630	5801608L	5811608
63-100/ 22/ 0.866	5802210L	5812210
63-100/ 27/ 1.063	5802712L	5812712
63-100/ 32/ 1.260	5803216L	5813216
63-100/ 40/ 1.575	5804020L	5814020
125/ 22/ 0.866	5802210L	5812210
125/ 27/ 1.063	5802712L	5812712
125/ 32/ 1.260	5803216L	5813216
125/ 40/ 1.575	5804020L	5814020

Spare Parts

For Taper/ DMM	Bolt	Screw	Tenon
63-125/ 16/ 0.630	5801608	950D0312	16C716A
63-100/ 22/ 0.866	5802210	950D0416	16C722A
63-100/ 27/ 1.063	5802712	951D0512	16C727A
63-100/ 32/ 1.260	5803216	951D0616	16C732A
63-100/ 40/ 1.575	5804020	951D0616	16C740A
125/ 22/ 0.866	5802210	950D0414	16C11012206
125/ 27/ 1.063	5802712	951D0516	16C11214243
125/ 32/ 1.260	5803216	951D0516	16C2141421
125/ 40/ 1.575	5804020	951D0616	16C2161621

HSK-A/ ISO12164-1-HSK-A

SM – Shell mill holders, with through coolant channels – Inch



Spare parts:
1 = Bolt
2 = Tenon/Screw

- Direct run-out 5 µm maximum
- For HSK sealing plugs, coolant tubes and tube spanners, see page(s) 376
- For ISO attribute explanation, see page 12

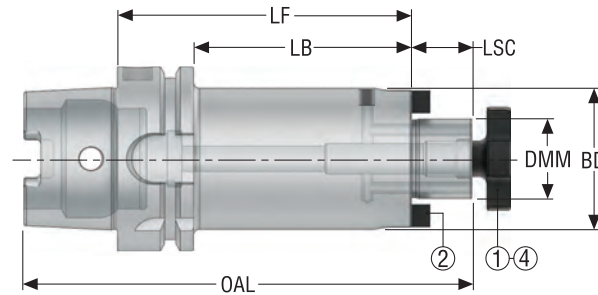
Designation	Item number	CTMS	DMM	LF	BD	OAL	LB	LSC	RFID hole	Balan- cing	Weight
			<i>Inch</i>	<i>Inch</i>	<i>Inch</i>	<i>Inch</i>	<i>Inch</i>	<i>Inch</i>			<i>lbs</i>
HSKA63-SM0.750-2.000-L1	03301669	HSK-A63	0.750	2.000	1.750	3.948	0.976	0.688	1	G6.3	2.200
HSKA63-SM0.750-3.000-L1	03301670	HSK-A63	0.750	3.000	1.750	4.948	1.976	0.688	1	G6.3	2.870
HSKA63-SM1.000-2.370-L1	03301671	HSK-A63	1.000	2.370	2.250	4.318	1.346	0.688	1	G6.3	3.090
HSKA63-SM1.250-2.370-L1	03301672	HSK-A63	1.250	2.370	2.750	4.318	1.346	0.688	1	G6.3	3.750
HSKA63-SM1.500-2.370-L1	03301673	HSK-A63	1.500	2.370	3.500	4.570	1.346	0.940	1	G6.3	4.630
HSKA100-SM0.750-4.000-L1	03301674	HSK-A100	0.750	4.000	1.750	6.657	2.858	0.688	1	G6.3	6.610
HSKA100-SM1.000-2.000-L1	03301675	HSK-A100	1.000	2.000	2.250	4.657	0.858	0.688	1	G6.3	5.730
HSKA100-SM1.000-4.000-L1	03301676	HSK-A100	1.000	4.000	2.250	6.657	2.858	0.688	1	G6.3	7.940
HSKA100-SM1.250-4.000-L1	03301677	HSK-A100	1.250	4.000	2.750	6.657	2.858	0.688	1	G6.3	9.480
HSKA100-SM1.500-2.250-L1	03301678	HSK-A100	1.500	2.250	3.500	5.158	1.108	0.940	1	G6.3	8.160
HSKA100-SM2.000-4.000-L1	03301679	HSK-A100	2.000	4.000	4.870	6.908	2.858	0.940	1	G6.3	17.420
HSKA125-SM0.750-4.000-L1	03229702	HSK-A125	0.750	4.000	1.750	7.169	2.858	0.689	1	PB	9.920
HSKA125-SM1.000-4.000-L1	03229703	HSK-A125	1.000	4.000	2.250	7.169	2.858	0.689	1	PB	11.020
HSKA125-SM1.250-4.000-L1	03229704	HSK-A125	1.250	4.000	1.250	7.169	2.858	0.689	1	PB	12.350
HSKA125-SM1.500-4.000-L1	03229705	HSK-A125	1.500	4.000	3.500	7.421	2.858	0.941	1	PB	15.650
HSKA125-SM2.000-4.000-L1	03229706	HSK-A125	2.000	4.000	4.874	7.421	2.858	0.941	1	PB	22.490

Spare Parts

For DMM	Bolt	Screw	Tenon
0.750	58271905	950DNC012031	16C71905
1.000	58272540	950DNC016037	16C72540
1.250	58273175	950DNC019050	16C73175
1.500	58273810	950DNC025050	16C73810
2.000	58275080	950DNC031075	16C75080
0.750 (-A125)	58211905	950D0312	16C11905A
1.000 (-A125)	58212540	951D0416	16C12540A
1.250 (-A125)	58213175	951D0516	16C23175
1.500 (-A125)	58213810	951D0616	16C23810
2.000 (-A125)	58215080	950D0825	16C25080

SM – Shell mill holders, small face with through coolant channels – ISO 3937 – Metric / Inch

HSK-A/ ISO12164-1-HSK-A




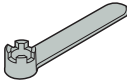
- Direct run-out 5 µm maximum
- Small workpiece side diameter BD according to ISO 3937, suitable for Seco disc mill cutters Type B
- For HSK sealing plugs, coolant tubes and tube spanners, see page(s) 376
- For ISO attribute explanation, see page 12

Accessories:
4 = Bolt, through coolant


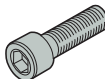

Spare parts:
1 = Bolt
2 = Tenon/Screw

Designation	Item number	CTMS	DMM		LF		BD		OAL		LB		LSC		RFID hole	Balancing	Weight
			mm	Inch	mm	Inch	mm	Inch	mm	Inch	mm	Inch	mm	Inch			
HSKA63-SM22-050-F3L1	03301553	HSK-A63	22,0	0.866	50,0	1.969	40,0	1.575	101,0	3.976	24,0	0.945	19,0	0.748	1	G6.3	1,0 2.200
HSKA63-SM22-100-F3L1	03301554	HSK-A63	22,0	0.866	100,0	3.937	40,0	1.575	151,0	5.945	74,0	2.913	19,0	0.748	1	G6.3	1,4 3.090
HSKA63-SM22-160-F3L1	03301555	HSK-A63	22,0	0.866	160,0	6.299	40,0	1.575	211,0	8.307	134,0	5.276	19,0	0.748	1	G6.3	2,0 4.410
HSKA63-SM27-060-F3L1	03301559	HSK-A63	27,0	1.063	60,0	2.362	48,0	1.890	113,0	4.449	34,0	1.339	21,0	0.827	1	G6.3	1,3 2.870
HSKA63-SM27-100-F3L1	03301560	HSK-A63	27,0	1.063	100,0	3.937	48,0	1.890	153,0	6.024	74,0	2.913	21,0	0.827	1	G6.3	1,8 3.970
HSKA63-SM27-160-F3L1	03301561	HSK-A63	27,0	1.063	160,0	6.299	48,0	1.890	213,0	8.386	134,0	5.276	21,0	0.827	1	G6.3	2,6 5.730
HSKA63-SM32-060-F3L1	03301566	HSK-A63	32,0	1.260	60,0	2.362	58,0	2.283	116,0	4.567	34,0	1.339	24,0	0.945	1	G6.3	1,5 3.310
HSKA63-SM32-100-F3L1	03301567	HSK-A63	32,0	1.260	100,0	3.937	58,0	2.283	156,0	6.142	74,0	2.913	24,0	0.945	1	G6.3	2,3 5.070
HSKA63-SM40-060-F3L1	03301570	HSK-A63	40,0	1.575	60,0	2.362	70,0	2.756	119,0	4.685	34,0	1.339	27,0	1.063	1	G6.3	1,8 3.970
HSKA100-SM22-050-F3L1	03301573	HSK-A100	22,0	0.866	50,0	1.969	40,0	1.575	119,0	4.685	21,0	0.827	19,0	0.748	1	G6.3	2,3 5.070
HSKA100-SM22-100-F3L1	03301574	HSK-A100	22,0	0.866	100,0	3.937	40,0	1.575	169,0	6.654	71,0	2.795	19,0	0.748	1	G6.3	2,8 6.170
HSKA100-SM22-160-F3L1	03301575	HSK-A100	22,0	0.866	160,0	6.299	40,0	1.575	229,0	9.016	131,0	5.157	19,0	0.748	1	G6.3	3,4 7.500
HSKA100-SM27-050-F3L1	03301580	HSK-A100	27,0	1.063	50,0	1.969	48,0	1.890	121,0	4.764	21,0	0.827	21,0	0.827	1	G6.3	2,4 5.290
HSKA100-SM27-100-F3L1	03301581	HSK-A100	27,0	1.063	100,0	3.937	48,0	1.890	171,0	6.732	71,0	2.795	21,0	0.827	1	G6.3	3,1 6.830
HSKA100-SM27-160-F3L1	03301582	HSK-A100	27,0	1.063	160,0	6.299	48,0	1.890	231,0	9.094	131,0	5.157	21,0	0.827	1	G6.3	3,9 8.600
HSKA100-SM32-050-F3L1	03301586	HSK-A100	32,0	1.260	50,0	1.969	58,0	2.283	124,0	4.882	21,0	0.827	24,0	0.945	1	G6.3	2,6 5.730
HSKA100-SM32-100-F3L1	03301587	HSK-A100	32,0	1.260	100,0	3.937	58,0	2.283	174,0	6.850	71,0	2.795	24,0	0.945	1	G6.3	3,6 7.940
HSKA100-SM32-160-F3L1	03301588	HSK-A100	32,0	1.260	160,0	6.299	58,0	2.283	234,0	9.213	131,0	5.157	24,0	0.945	1	G6.3	4,8 10.580
HSKA100-SM40-060-F3L1	03301592	HSK-A100	40,0	1.575	60,0	2.362	70,0	2.756	137,0	5.394	31,0	1.220	27,0	1.063	1	G6.3	3,3 7.280
HSKA100-SM40-100-F3L1	03301593	HSK-A100	40,0	1.575	100,0	3.937	70,0	2.756	177,0	6.969	71,0	2.795	27,0	1.063	1	G6.3	4,5 9.920
HSKA100-SM40-160-F3L1	03301594	HSK-A100	40,0	1.575	160,0	6.299	70,0	2.756	237,0	9.331	131,0	5.157	27,0	1.063	1	G6.3	6,2 13.670

Accessories

For DMM	Bolt, through coolant	Spanner
		
22/ 0.866	5802210L	5812210
27/ 1.063	5802712L	5812712
32/ 1.260	5803216L	5813216
40/ 1.575	5804020L	5814020

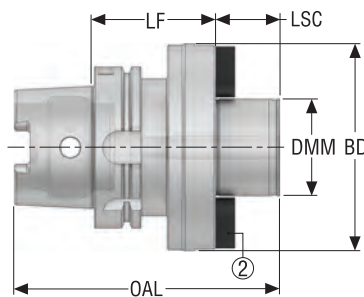
Spare Parts

For DMM	Bolt	Screw	Tenon
			
22/ 0.866	5802210	951D0410	16C722
27/ 1.063	5802712	951D0512	16C727
32/ 1.260	5803216	951D0616	16C732
40/ 1.575	5804020	951D0616	16C740

- Guide
- HSK-A
- HSK-E
- DIN
- BT JIS
- CAT
- Combimaster
- Graflex
- Seco-Capto™
- Others
- Operating & setting accessories
- Shrinkfit

SMF – Milling cutter holders, flange mounting – DIN 6357/ DIN 2079 – Metric / Inch

HSK-A/ ISO12164-1-HSK-A



- Direct run-out 5 µm maximum
- For HSK sealing plugs, coolant tubes and tube spanners, see page(s) 376
- For ISO attribute explanation, see page 12

Spare parts:
2 = Tenon/Screw

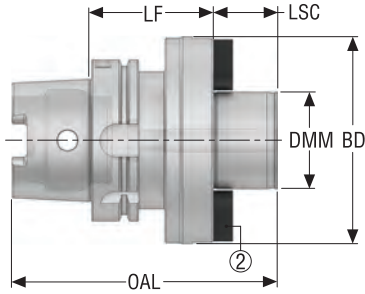
Designation	Item number	CTMS	DMM	LF	BD	OAL	LSC	DBC	TDZ	RFID hole	Balancing	Weight
			mm <i>Inch</i>	mm <i>Inch</i>	mm <i>Inch</i>	mm <i>Inch</i>	mm <i>Inch</i>	mm <i>Inch</i>				
HSKA100-SMF60-075	03301598	HSK-A100	60,0 <i>2.362</i>	75,0 <i>2.953</i>	129,0 <i>5.079</i>	165,0 <i>6.496</i>	40,0 <i>1.575</i>	101,6 <i>4.000</i>	M16x2	1	G6.3	6,5 <i>14.330</i>
HSKA125-SMF60-085	03229644	HSK-A125	60,0 <i>2.362</i>	85,0 <i>3.346</i>	129,0 <i>5.079</i>	188,0 <i>7.402</i>	40,0 <i>1.575</i>	101,6 <i>4.000</i>	M16x2	1	PB	9,2 <i>20.280</i>

Spare Parts

For DMM	Screw	Tenon
60/ 2.362	951D1225	16C35060

HSK-A/ ISO12164-1-HSK-A

SMF – Milling cutter holders, flange mounting – DIN 6357/ DIN 2079 – Inch



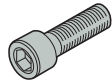
Spare parts:
2 = Tenon/Screw

- Direct run-out 5 µm maximum
- For HSK sealing plugs, coolant tubes and tube spanners, see page(s) 376
- For ISO attribute explanation, see page 12

Designation	Item number	CTMS	DMM	LF	BD	OAL	LSC	DBC	TDZ	RFID hole	Balan- cing	Weight
			<i>Inch</i>	<i>Inch</i>	<i>Inch</i>	<i>Inch</i>	<i>Inch</i>	<i>Inch</i>				lbs
HSKA125-SMF2.500-3.500	03229685	HSK-A125	2.500	3.500	4.874	7.122	1.142	4.000	5/8" UNC	1	PB	20.280

Spare Parts

For DMM	Screw	Tenon
2.500	951D1225	16C35060



Guide

HSK-A

HSK-E

DIN

BT JIS

CAT

Combimaster

Graflex

Seco-Capto™

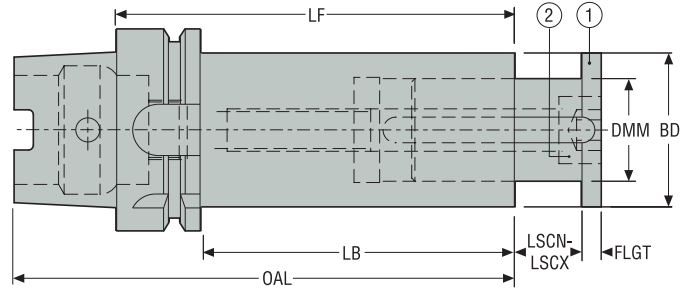
Others

Operating & setting accessories

Shrinkfit

DM 5657 – Disc mill holders – Metric / Inch

HSK-A/ ISO12164-1-HSK-A



- Best suited for Seco disc mill cutters Type A
- For HSK sealing plugs, coolant tubes and tube spanners, see page(s) 376
- For ISO attribute explanation, see page 12

Spare parts:
1 = Slide rod
2 = Screw

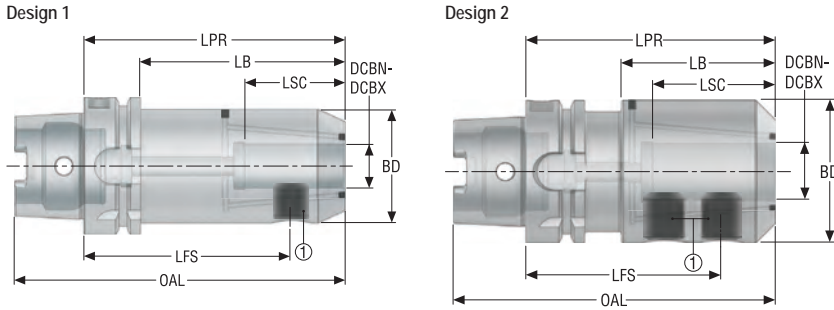
Designation	Item number	CTMS	DMM		LF		BD		OAL		LB		FLGT		LSCN		LSCX		RFID hole	Balancing	Weight
			mm	Inch	mm	Inch	mm	Inch	mm	Inch	mm	Inch	mm	Inch	mm	Inch	mm	Inch			
E930456572290	02602714	HSK-A63	22,0	0.866	90,0	3.543	35,0	1.378	122,0	4.803	64,0	2.520	4,0	0.157	0,0	0.0	12,0	0.472	1	PB	1,13 2.490
E9304565727120	02602715	HSK-A63	27,0	1.063	120,0	4.724	42,0	1.654	152,0	5.984	94,0	3.701	5,0	0.197	0,0	0.0	15,0	0.591	1	PB	1,66 3.660
E9304565732150	02602716	HSK-A63	32,0	1.260	150,0	5.906	48,0	1.890	182,0	7.165	124,0	4.882	6,0	0.236	0,0	0.0	24,0	0.945	1	PB	2,39 5.270
E9306565740190	02602720	HSK-A100	40,0	1.575	190,0	7.480	58,0	2.283	240,0	9.449	161,0	6.339	7,0	0.276	0,0	0.0	30,0	1.181	1	PB	5,3 11.680
E9306565750235	02602721	HSK-A100	50,0	1.969	235,0	9.252	72,0	2.835	285,0	11.220	206,0	8.110	8,0	0.315	0,0	0.0	32,0	1.260	1	PB	8,44 18.610

Spare Parts

For DMM	Screw	Slide rod
22/ 0.866	 19C565722	 565722
27/ 1.063	19C565727	565727
32/ 1.260	950D1690	565732
40/ 1.575	19C565740	565740
50/ 1.969	19C565750	565750

HSK-A/ ISO12164-1-HSK-A

EM – Side lock holders, Weldon – DIN 1835 Form B/ DIN 6535 Form HB – Metric / Inch





Spare parts:
1 = Locking screw

- Weldon \varnothing DCBN-DCBX 20, 25, 32 and 40 mm / 0.787, 0.984, 1.260 and 1.575" with ground face (Seco-Weldon compatible)
- With 2 coolant channels for front lubrication which can be sealed with included screws
- For HSK sealing plugs, coolant tubes and tube spanners, see page(s) 376
- For ISO attribute explanation, see page 12

Designation	Item number	CTMS	DCBN-DCBX		LPR	LB	LSC	BD	OAL	LFS	Design	RFID hole	Balancing	Weight							
			mm	Inch											mm	Inch					
HSKA63-EM06-065-L1	03301689	HSK-A63	6,0	0.236	65,0	2,559	39,0	1,535	34,0	1,339	25,0	0,984	97,0	3,819	47,0	1,850	1	1	G6.3	0,8	1,760
HSKA63-EM08-065-L1	03301690	HSK-A63	8,0	0.315	65,0	2,559	39,0	1,535	34,0	1,339	28,0	1,102	97,0	3,819	47,0	1,850	1	1	G6.3	0,8	1,760
HSKA63-EM08-120-L1	03301691	HSK-A63	8,0	0.315	120,0	4,724	94,0	3,701	34,0	1,339	28,0	1,102	152,0	5,984	102,0	4,016	1	1	G6.3	1,1	2,430
HSKA63-EM10-065-L1	03301692	HSK-A63	10,0	0.394	65,0	2,559	39,0	1,535	38,0	1,496	35,0	1,378	65,0	2,559	45,0	1,772	1	1	G6.3	0,9	1,980
HSKA63-EM10-120-L1	03301693	HSK-A63	10,0	0.394	120,0	4,724	94,0	3,701	38,0	1,496	35,0	1,378	152,0	5,984	100,0	3,937	1	1	G6.3	1,3	2,870
HSKA63-EM12-080-L1	03301694	HSK-A63	12,0	0.472	80,0	3,150	54,0	2,126	43,0	1,693	42,0	1,654	80,0	3,150	57,5	2,264	1	1	G6.3	1,2	2,650
HSKA63-EM12-120-L1	03301695	HSK-A63	12,0	0.472	120,0	4,724	94,0	3,701	43,0	1,693	42,0	1,654	152,0	5,984	97,5	3,839	1	1	G6.3	1,6	3,530
HSKA63-EM14-080-L1	03301696	HSK-A63	14,0	0.551	80,0	3,150	54,0	2,126	43,0	1,693	44,0	1,732	112,0	4,409	57,5	2,264	1	1	G6.3	1,2	2,650
HSKA63-EM16-080-L1	03301697	HSK-A63	16,0	0.630	80,0	3,150	54,0	2,126	46,0	1,811	48,0	1,890	112,0	4,409	56,0	2,205	1	1	G6.3	1,3	2,870
HSKA63-EM16-120-L1	03301698	HSK-A63	16,0	0.630	120,0	4,724	94,0	3,701	46,0	1,811	48,0	1,890	152,0	5,984	96,0	3,780	1	1	G6.3	1,9	4,190
HSKA63-EM18-080-L1	03301699	HSK-A63	18,0	0.709	80,0	3,150	54,0	2,126	46,0	1,811	50,0	1,969	112,0	4,409	56,0	2,205	1	1	G6.3	1,4	3,090
HSKA63-EM20-080-L1	03301700	HSK-A63	20,0	0.787	80,0	3,150	54,0	2,126	48,0	1,890	52,0	2,047	112,0	4,409	55,0	2,165	1	1	G6.3	1,4	3,090
HSKA63-EM20-120-L1	03301701	HSK-A63	20,0	0.787	120,0	4,724	94,0	3,701	48,0	1,890	52,0	2,047	152,0	5,984	95,0	3,740	1	1	G6.3	2,0	4,410
HSKA63-EM25-110-L1	03301702	HSK-A63	25,0	0.984	110,0	4,331	68,0	2,677	54,0	2,126	63,0	2,480	142,0	5,591	86,0	3,386	2	1	G6.3	2,3	5,070
HSKA63-EM32-110-L1	10007275	HSK-A63	32,0	1.260	110,0	4,331	84,0	3,307	58,0	2,283	72,0	2,835	142,0	5,591	86,0	3,386	2	1	G6.3	2,5	5,510
HSKA100-EM06-080-L1	03301703	HSK-A100	6,0	0.236	80,0	3,150	51,0	2,008	34,0	1,339	25,0	0,984	130,0	5,118	62,0	2,441	1	1	G6.3	2,2	4,850
HSKA100-EM08-080-L1	03301704	HSK-A100	8,0	0.315	80,0	3,150	51,0	2,008	34,0	1,339	28,0	1,102	130,0	5,118	62,0	2,441	1	1	G6.3	2,2	4,850
HSKA100-EM10-080-L1	03301705	HSK-A100	10,0	0.394	80,0	3,150	51,0	2,008	38,0	1,496	35,0	1,378	130,0	5,118	60,0	2,362	1	1	G6.3	2,4	5,290
HSKA100-EM12-080-L1	03301706	HSK-A100	12,0	0.472	80,0	3,150	51,0	2,008	43,0	1,693	42,0	1,654	130,0	5,118	57,5	2,264	1	1	G6.3	2,5	5,510
HSKA100-EM14-080-L1	03301707	HSK-A100	14,0	0.551	80,0	3,150	51,0	2,008	43,0	1,693	44,0	1,732	130,0	5,118	57,5	2,264	1	1	G6.3	2,5	5,510
HSKA100-EM16-100-L1	03301708	HSK-A100	16,0	0.630	100,0	3,937	71,0	2,795	46,0	1,811	48,0	1,890	150,0	5,906	76,0	2,992	1	1	G6.3	2,9	6,390

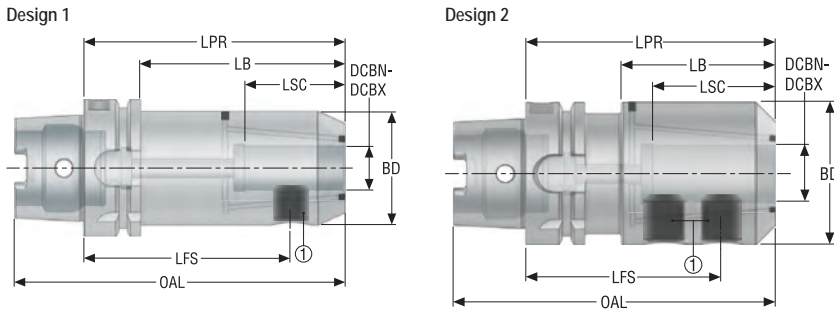
Guide	Designation	Item number	CTMS	DCBN-DCBX	LPR	LB	LSC	BD	OAL	LFS	Design	RFID hole	Balan- cing	Weight
				mm <i>Inch</i>	mm <i>Inch</i>	mm <i>Inch</i>	mm <i>Inch</i>	mm <i>Inch</i>	mm <i>Inch</i>	mm <i>Inch</i>				kg <i>lbs</i>
	HSKA100-EM16-160-L1	03301709	HSK-A100	16,0 <i>0.630</i>	160,0 <i>6.299</i>	131,0 <i>5.157</i>	46,0 <i>1.811</i>	48,0 <i>1.890</i>	210,0 <i>8.268</i>	136,0 <i>5.354</i>	1	1	G6.3	3,7 <i>8.160</i>
HSK-A	HSKA100-EM20-100-L1	03301710	HSK-A100	20,0 <i>0.787</i>	100,0 <i>3.937</i>	71,0 <i>2.795</i>	48,0 <i>1.890</i>	52,0 <i>2.047</i>	150,0 <i>5.906</i>	75,0 <i>2.953</i>	1	1	G6.3	3,0 <i>6.610</i>
	HSKA100-EM20-160-L1	03301711	HSK-A100	20,0 <i>0.787</i>	160,0 <i>6.299</i>	131,0 <i>5.157</i>	48,0 <i>1.890</i>	52,0 <i>2.047</i>	210,0 <i>8.268</i>	135,0 <i>5.315</i>	1	1	G6.3	3,9 <i>8.600</i>
	HSKA100-EM25-100-L1	03301712	HSK-A100	25,0 <i>0.984</i>	100,0 <i>3.937</i>	71,0 <i>2.795</i>	54,0 <i>2.126</i>	65,0 <i>2.559</i>	150,0 <i>5.906</i>	76,0 <i>2.992</i>	2	1	G6.3	3,5 <i>7.720</i>
	HSKA100-EM25-160-L1	03301713	HSK-A100	25,0 <i>0.984</i>	160,0 <i>6.299</i>	131,0 <i>5.157</i>	54,0 <i>2.126</i>	65,0 <i>2.559</i>	210,0 <i>8.268</i>	136,0 <i>5.354</i>	2	1	G6.3	5,0 <i>11.020</i>
HSK-E	HSKA100-EM32-100-L1	10007273	HSK-A100	32,0 <i>1.260</i>	100,0 <i>3.937</i>	71,0 <i>2.795</i>	58,0 <i>2.283</i>	72,0 <i>2.835</i>	150,0 <i>5.906</i>	76,0 <i>2.992</i>	2	1	G6.3	3,6 <i>7.940</i>
	HSKA100-EM32-160-L1	10007274	HSK-A100	32,0 <i>1.260</i>	160,0 <i>6.299</i>	131,0 <i>5.157</i>	58,0 <i>2.283</i>	72,0 <i>2.835</i>	210,0 <i>8.268</i>	136,0 <i>5.354</i>	2	1	G6.3	5,4 <i>11.900</i>
	HSKA100-EM40-120-L1	03301714	HSK-A100	40,0 <i>1.575</i>	120,0 <i>4.724</i>	91,0 <i>3.583</i>	68,0 <i>2.677</i>	80,0 <i>3.150</i>	170,0 <i>6.693</i>	90,0 <i>3.543</i>	2	1	G6.3	4,7 <i>10.360</i>
DIN	HSKA100-EM50-130-L1	03301715	HSK-A100	50,0 <i>1.969</i>	130,0 <i>5.118</i>	101,0 <i>3.976</i>	78,0 <i>3.071</i>	100,0 <i>3.937</i>	180,0 <i>7.087</i>	95,0 <i>3.740</i>	2	1	G6.3	6,4 <i>14.110</i>

Spare Parts

BT JIS	For DCBN-DCBX	Coolant screw	Locking screw
			
	6 / <i>0.236</i>	950A0304	951C0610
	8 / <i>0.315</i>	950A0304	951C0810
CAT	10 / <i>0.394</i>	950A0304	951C1012
	12 / <i>0.472</i>	950A0304	951C1216
	14 / <i>0.551</i>	950A0304	951C1214
Combimaster	16 / <i>0.630</i> - 18 / <i>0.709</i>	950A0304	951C1416
	20 / <i>0.787</i>	950A0304	951C1616
	25 / <i>0.984</i>	950A0304	951C1820
	32 / <i>1.260</i> - 40 / <i>1.575</i>	950A0304	951C2020
	50 / <i>1.969</i>	950A0304	951C2425

HSK-A/ ISO12164-1-HSK-A

EM – Side lock holders, Weldon – DIN 1835 Form B/ DIN 6535 Form HB – Inch



Spare parts:
1 = Locking screw

- With 2 coolant channels for front lubrication which can be sealed with included screws
- For HSK sealing plugs, coolant tubes and tube spanners, see page(s) 376
- For ISO attribute explanation, see page 12

Designation	Item number	CTMS	DCBN-DCBX	LPR	LB	LSC	BD	OAL	LFS	Design	RFID hole	Balancing	Weight
			<i>Inch</i>	<i>Inch</i>	<i>Inch</i>	<i>Inch</i>	<i>Inch</i>	<i>Inch</i>	<i>Inch</i>				<i>lbs</i>
HSKA63-EM0.375-2.750-L1	03301734	HSK-A63	0.375	2.750	1.726	1.500	1.000	4.010	2.000	1	1	G6.3	1.760
HSKA63-EM0.500-3.250-L1	03301735	HSK-A63	0.500	3.250	2.226	1.620	1.250	4.510	2.380	1	1	G6.3	2.200
HSKA63-EM0.625-3.250-L1	03301736	HSK-A63	0.625	3.250	2.226	1.870	1.500	4.510	2.340	1	1	G6.3	2.430
HSKA63-EM0.750-3.370-L1	03301737	HSK-A63	0.750	3.370	2.346	2.000	1.750	4.630	2.370	1	1	G6.3	2.650
HSKA63-EM1.000-4.500-L1	03301738	HSK-A63	1.000	4.500	3.476	2.250	2.000	5.760	3.380	2	1	G6.3	3.750
HSKA63-EM1.250-4.500-L1	03301739	HSK-A63	1.250	4.500	3.476	2.250	2.500	5.760	3.380	2	1	G6.3	4.850
HSKA100-EM0.500-6.000-L1	03301740	HSK-A100	0.500	6.000	4.858	1.620	1.250	7.969	5.130	1	1	G6.3	6.170
HSKA100-EM0.625-6.000-L1	03301741	HSK-A100	0.625	6.000	4.858	1.870	1.500	7.969	5.090	1	1	G6.3	6.610
HSKA100-EM0.750-4.000-L1	03301742	HSK-A100	0.750	4.000	2.858	2.000	1.750	5.969	3.000	1	1	G6.3	6.170
HSKA100-EM0.875-4.000-L1	03301743	HSK-A100	0.875	4.000	2.858	2.000	2.000	5.969	3.000	2	1	G6.3	6.390
HSKA100-EM1.000-4.000-L1	03301744	HSK-A100	1.000	4.000	2.858	2.250	2.000	5.969	2.880	2	1	G6.3	6.170
HSKA100-EM1.250-4.000-L1	03301745	HSK-A100	1.250	4.000	2.858	2.250	2.500	5.969	2.880	2	1	G6.3	7.280
HSKA100-EM1.500-5.000-L1	03301746	HSK-A100	1.500	5.000	3.858	2.620	2.750	6.969	3.880	2	1	G6.3	9.260

Spare Parts

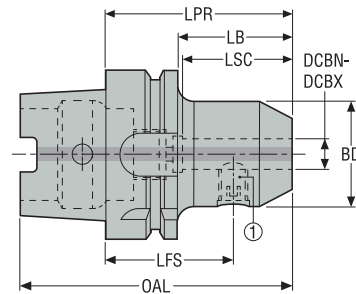
For DCBN-DCBX	Coolant screw	Locking screw
		
0.375	950A0304	951CNF037031
0.500	950A0304	951CNF043037
0.625	950A0304	951CNF056050
0.750-0.875	950A0304	951CNF062050
1.000-1.500	950A0304	951CNF075068

EM 584 – Side lock holders, Weldon – DIN 1835 Form B/ DIN 6535 Form HB – Metric / Inch

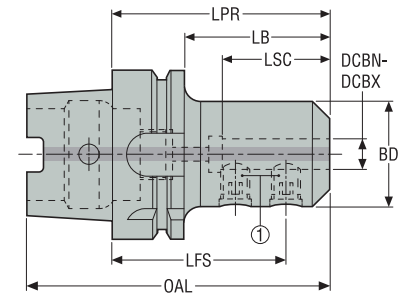
HSK-A/ ISO12164-1-HSK-A



Design 1



Design 2



- Weldon ØDCBN-DCBX 20, 25, 32 and 40 mm / 0.787, 0.984, 1.260 and 1.575" with ground face (Seco-Weldon compatible)
- For HSK sealing plugs, coolant tubes and tube spanners, see page(s) 376
- For ISO attribute explanation, see page 12

Spare parts:
1 = Locking screw

Designation	Item number	CTMS	DCBN-DCBX		LPR	LB	LSC	BD	OAL	LFS	Design	RFID hole	Balancing	Weight								
			mm	Inch											mm	Inch	kg	lbs				
HSKA125-EM16-100	03229629	HSK-A125	16,0	0.630	100,0	3.937	71,0	2.795	46,0	1.811	1.890	48,0	1.890	163,0	6.417	76,0	2.992	1	1	PB	4,2	9.260
HSKA125-EM20-100	03229630	HSK-A125	20,0	0.787	100,0	3.937	71,0	2.795	48,0	1.890	2.047	52,0	2.047	163,0	6.417	75,0	2.953	1	1	PB	4,5	9.920
HSKA125-EM20-160	03229631	HSK-A125	20,0	0.787	160,0	6.299	131,0	5.157	48,0	1.890	2.047	52,0	2.047	223,0	8.780	135,0	5.315	1	1	PB	5,3	11.680
HSKA125-EM25-100	03229632	HSK-A125	25,0	0.984	100,0	3.937	71,0	2.795	54,0	2.126	2.559	65,0	2.559	163,0	6.417	76,0	2.992	2	1	PB	4,8	10.580
HSKA125-EM25-160	03229633	HSK-A125	25,0	0.984	160,0	6.299	131,0	5.157	54,0	2.126	2.559	65,0	2.559	223,0	8.780	136,0	5.354	2	1	PB	6,4	14.110
HSKA125-EM32-100	03229634	HSK-A125	32,0	1.260	100,0	3.937	71,0	2.795	58,0	2.283	2.835	72,0	2.835	163,0	6.417	76,0	2.992	2	1	PB	5,0	11.020
HSKA125-EM32-160	03229635	HSK-A125	32,0	1.260	160,0	6.299	131,0	5.157	58,0	2.283	2.835	72,0	2.835	223,0	8.780	136,0	5.354	2	1	PB	7,1	15.650
HSKA125-EM40-120	03229636	HSK-A125	40,0	1.575	120,0	4.724	91,0	3.583	68,0	2.677	3.150	80,0	3.150	183,0	7.205	90,0	3.543	2	1	PB	6,0	13.230
HSKA125-EM50-120	03229637	HSK-A125	50,0	1.969	120,0	4.724	91,0	3.583	78,0	3.071	3.937	100,0	3.937	183,0	7.205	85,0	3.346	2	1	PB	7,4	16.310

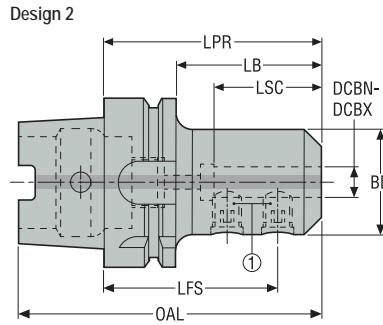
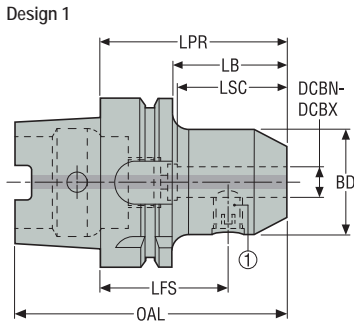
Spare Parts

For DCBN-DCBX	Locking screw
16/ 0.630	951C1416
20/ 0.787	951C1616
25/ 0.984	951C1820
32/ 1.260-40/ 1.575	951C2020
50/ 1.969	951C2425



HSK-A/ ISO12164-1-HSK-A

EM 584 – Side lock holders, Weldon – DIN 1835 Form B/ DIN 6535 Form HB – Inch



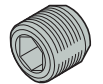
Spare parts:
1 = Locking screw

- For HSK sealing plugs, coolant tubes and tube spanners, see page(s) 376
- For ISO attribute explanation, see page 12

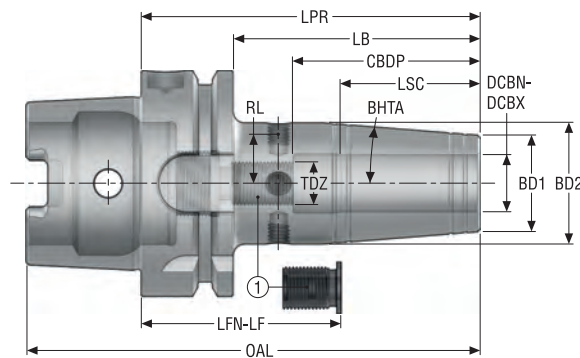
Designation	Item number	CTMS	DCBN-DCBX	LPR	LB	LSC	BD	OAL	LFS	Design	RFID hole	Balancing	Weight
			<i>Inch</i>	<i>Inch</i>	<i>Inch</i>	<i>Inch</i>	<i>Inch</i>	<i>Inch</i>	<i>Inch</i>				<i>lbs</i>
HSKA125-EM0.500-3.500	03229676	HSK-A125	0.500	3.500	2.358	1.614	1.614	5.980	2.630	1	1	PB	8.380
HSKA125-EM0.625-3.750	03229677	HSK-A125	0.625	3.750	2.608	1.870	1.870	6.230	2.840	1	1	PB	9.040
HSKA125-EM0.750-3.750	03229678	HSK-A125	0.750	3.750	2.608	2.008	2.000	6.230	2.750	1	1	PB	9.260
HSKA125-EM0.750-6.000	03229679	HSK-A125	0.750	6.000	4.858	2.008	2.000	8.480	5.000	1	1	PB	11.020
HSKA125-EM1.000-4.250	03229680	HSK-A125	1.000	4.250	3.108	2.244	2.500	6.730	3.130	2	1	PB	10.360
HSKA125-EM1.000-6.000	03229681	HSK-A125	1.000	6.000	4.858	2.244	2.500	8.480	4.880	2	1	PB	13.010
HSKA125-EM1.250-4.250	03229682	HSK-A125	1.250	4.250	3.108	2.244	2.748	6.730	3.130	2	1	PB	11.240
HSKA125-EM1.500-4.500	03229683	HSK-A125	1.500	4.500	3.358	2.618	3.500	6.980	3.000	2	1	PB	14.330
HSKA125-EM2.000-5.250	03229684	HSK-A125	2.000	5.250	4.108	3.110	4.000	7.730	3.840	2	1	PB	17.860

Spare Parts

For DCBN-DCBX	Locking screw
0.500	951CNC043037
0.625	951CNC056050
0.750	951CNC062050
1.000	951CNC075068
1.250	951CNC075068
2.000	951CNC062050



SFD 5603/5403 – Shrinkfit holders, DIN type – Metric / Inch



- Run-out ≤3 µm
- Delivered with one stop screw
- For Shrinkfit extensions, see page(s) 367-368
- For HSK sealing plugs, coolant tubes and tube spanners, see page(s) 376
- For ISO attribute explanation, see page 12

Spare parts:
1 = Stop screw

Designation	Item number	CTMS	DCBN-DCBX		LPR	LB	CBDB	LSC	BD1	BD2	OAL	LFN	LF	RL	TDZ	BHTA°	RFID hole	Balancing	Weight
			mm	Inch															kg
E930256030680	02752844	HSK-A40	6,0 0.236	80,0 3.150	60,0 2.362	37,5 1.476	22,0 0.866	21,0 0.827	27,0 1.063	100,0 3.937	44,0 1.732	58,0 2.283	10,5 0.413	M5x0.8	4,5	0	G2.5	0,4 0.880	
E930256030880	02752847	HSK-A40	8,0 0.315	80,0 3.150	60,0 2.362	37,5 1.476	26,0 1.024	21,0 0.827	27,0 1.063	100,0 3.937	44,0 1.732	54,0 2.126	10,5 0.413	M6x1	4,5	0	G2.5	0,4 0.880	
E930256031080	02752848	HSK-A40	10,0 0.394	80,0 3.150	60,0 2.362	42,5 1.673	31,0 1.220	24,0 0.945	32,0 1.260	100,0 3.937	39,0 1.535	49,0 1.929	13,0 0.512	M8x1	4,5	0	G2.5	0,45 0.990	
E930256031290	02752849	HSK-A40	12,0 0.472	90,0 3.543	70,0 2.756	47,5 1.870	34,0 1.339	24,0 0.945	32,0 1.260	110,0 4.331	44,0 1.732	56,0 2.205	13,0 0.512	M10x1	4,5	0	G2.5	0,49 1.080	
E930256031690	02752850	HSK-A40	16,0 0.630	90,0 3.543	70,0 2.756	50,5 1.988	39,0 1.535	27,0 1.063	34,0 1.339	110,0 4.331	41,0 1.614	51,0 2.008	14,0 0.551	M12x1	4,5	0	G2.5	0,51 1.120	
E930454030680	03098277	HSK-A63	6,0 0.236	80,0 3.150	54,0 2.126	37,5 1.476	22,0 0.866	21,0 0.827	27,0 1.063	112,0 4.409	44,0 1.732	58,0 2.283	10,5 0.413	M5x0.8	4,5	1	G2.5	0,9 1.980	
E9304540306120	03098278	HSK-A63	6,0 0.236	120,0 4.724	94,0 3.701	37,5 1.476	22,0 0.866	21,0 0.827	27,0 1.063	152,0 5.984	84,0 3.307	98,0 3.858	10,5 0.413	M5x0.8	4,5	1	G2.5	1,0 2.200	
E9304540306160	03098279	HSK-A63	6,0 0.236	160,0 6.299	134,0 5.276	37,5 1.476	22,0 0.866	21,0 0.827	27,0 1.063	192,0 7.559	124,0 4.882	138,0 5.433	10,5 0.413	M5x0.8	4,5	1	G2.5	1,2 2.650	
E930454030880	03098280	HSK-A63	8,0 0.315	80,0 3.150	54,0 2.126	38,0 1.496	26,0 1.024	21,0 0.827	27,0 1.063	112,0 4.409	43,5 1.713	54,0 2.126	10,5 0.413	M6x1	4,5	1	G2.5	0,9 1.980	
E9304540308120	03098281	HSK-A63	8,0 0.315	120,0 4.724	94,0 3.701	38,0 1.496	26,0 1.024	21,0 0.827	27,0 1.063	152,0 5.984	83,5 3.287	94,0 3.701	10,5 0.413	M6x1	4,5	1	G2.5	1,0 2.200	
E9304540308160	03098282	HSK-A63	8,0 0.315	160,0 6.299	134,0 5.276	38,0 1.496	26,0 1.024	21,0 0.827	27,0 1.063	192,0 7.559	123,5 4.862	134,0 5.276	10,5 0.413	M6x1	4,5	1	G2.5	1,2 2.650	
E930454031085	03098283	HSK-A63	10,0 0.394	85,0 3.346	59,0 2.323	43,5 1.713	31,0 1.220	24,0 0.945	32,0 1.260	117,0 4.606	43,0 1.693	54,0 2.126	13,0 0.512	M8x1	4,5	1	G2.5	0,9 1.980	
E9304540310120	03098284	HSK-A63	10,0 0.394	120,0 4.724	94,0 3.701	43,5 1.713	31,0 1.220	24,0 0.945	32,0 1.260	152,0 5.984	78,0 3.071	89,0 3.504	13,0 0.512	M8x1	4,5	1	G2.5	1,2 2.650	
E9304540310160	03098285	HSK-A63	10,0 0.394	160,0 6.299	134,0 5.276	43,5 1.713	31,0 1.220	24,0 0.945	32,0 1.260	192,0 7.559	118,0 4.646	129,0 5.079	13,0 0.512	M8x1	4,5	1	G2.5	1,3 2.870	
E930454031290	03098286	HSK-A63	12,0 0.472	90,0 3.543	64,0 2.520	48,0 1.890	34,0 1.339	24,0 0.945	32,0 1.260	122,0 4.803	43,5 1.713	56,0 2.205	13,0 0.512	M10x1	4,5	1	G2.5	0,9 1.980	
E9304540312120	03098287	HSK-A63	12,0 0.472	120,0 4.724	94,0 3.701	48,0 1.890	34,0 1.339	24,0 0.945	32,0 1.260	152,0 5.984	73,5 2.894	86,0 3.386	13,0 0.512	M10x1	4,5	1	G2.5	1,1 2.430	
E9304540312160	03098288	HSK-A63	12,0 0.472	160,0 6.299	134,0 5.276	48,0 1.890	34,0 1.339	24,0 0.945	32,0 1.260	192,0 7.559	113,5 4.469	126,0 4.961	13,0 0.512	M10x1	4,5	1	G2.5	1,4 3.090	
E930454031490	03098289	HSK-A63	14,0 0.551	90,0 3.543	64,0 2.520	49,0 1.929	34,0 1.339	27,0 1.063	34,0 1.339	122,0 4.803	42,5 1.673	56,0 2.205	14,0 0.551	M10x1	4,5	1	G2.5	1,0 2.200	
E9304540314120	03098290	HSK-A63	14,0 0.551	120,0 4.724	94,0 3.701	49,0 1.929	34,0 1.339	27,0 1.063	34,0 1.339	152,0 5.984	72,5 2.854	86,0 3.386	14,0 0.551	M10x1	4,5	1	G2.5	1,2 2.650	
E930454031695	03098291	HSK-A63	16,0 0.630	95,0 3.740	69,0 2.717	52,5 2.067	39,0 1.535	27,0 1.063	34,0 1.339	127,0 5.000	45,0 1.772	56,0 2.205	14,0 0.551	M12x1	4,5	1	G2.5	1,0 2.200	
E9304540316120	03098292	HSK-A63	16,0 0.630	120,0 4.724	94,0 3.701	52,5 2.067	39,0 1.535	27,0 1.063	34,0 1.339	152,0 5.984	71,0 2.795	81,0 3.189	14,0 0.551	M12x1	4,5	1	G2.5	1,2 2.650	

Designation	Item number	CTMS	DCBN-DCBX		LPR	LB	CBDP	LSC	BD1	BD2	OAL	LFN	LF	RL	TDZ	BHTA°	RFID hole	Balancing	Weight
			mm Inch	mm Inch															
E9304540316160	03098293	HSK-A63	16,0 0.630	160,0 6.299	134,0 5.276	52,5 2.067	39,0 1.535	27,0 1.063	34,0 1.339	192,0 7.559	111,0 4.370	121,0 4.764	14,0 0.551	M12x1	4,5	1	G2.5	1,4 3.090	
E930454031895	03098294	HSK-A63	18,0 0.709	95,0 3.740	69,0 2.717	53,0 2.087	39,0 1.535	33,0 1.299	42,0 1.654	127,0 5.000	44,5 1.752	56,0 2.205	18,0 0.709	M12x1	4,5	1	G2.5	1,2 2.650	
E9304540318120	03098295	HSK-A63	18,0 0.709	120,0 4.724	94,0 3.701	53,0 2.087	39,0 1.535	33,0 1.299	42,0 1.654	152,0 5.984	71,0 2.795	81,0 3.189	18,0 0.709	M12x1	4,5	1	G2.5	1,4 3.090	
E9304540320100	03098296	HSK-A63	20,0 0.787	100,0 3.937	74,0 2.913	55,5 2.185	41,0 1.614	33,0 1.299	42,0 1.654	132,0 5.197	47,5 1.870	59,0 2.323	18,0 0.709	M16x1	4,5	1	G2.5	1,2 2.650	
E9304540320120	03098297	HSK-A63	20,0 0.787	120,0 4.724	94,0 3.701	55,5 2.185	41,0 1.614	33,0 1.299	42,0 1.654	152,0 5.984	67,5 2.657	79,0 3.110	18,0 0.709	M16x1	4,5	1	G2.5	1,4 3.090	
E9304540320160	03098298	HSK-A63	20,0 0.787	160,0 6.299	134,0 5.276	55,5 2.185	41,0 1.614	33,0 1.299	42,0 1.654	192,0 7.559	107,5 4.232	119,0 4.685	18,0 0.709	M16x1	4,5	1	G2.5	1,8 3.970	
E9304540325115	03098299	HSK-A63	25,0 0.984	115,0 4.528	89,0 3.504	63,5 2.500	47,0 1.850	44,0 1.732	53,0 2.087	147,0 5.787	58,0 2.283	68,0 2.677	23,5 0.925	M16x1	4,5	1	G2.5	1,8 3.970	
E9304540325160	03098300	HSK-A63	25,0 0.984	160,0 6.299	134,0 5.276	63,5 2.500	47,0 1.850	44,0 1.732	53,0 2.087	192,0 7.559	103,0 4.055	113,0 4.449	23,5 0.925	M16x1	4,5	1	G2.5	2,6 5.730	
E9304540332120	03098301	HSK-A63	32,0 1.260	120,0 4.724	94,0 3.701	70,0 2.756	51,0 2.008	44,0 1.732	53,0 2.087	152,0 5.984	56,5 2.224	69,0 2.717	23,5 0.925	M16x1	4,5	1	G2.5	1,7 3.750	
E930654030685	03098308	HSK-A100	6,0 0.236	85,0 3.346	56,0 2.205	37,5 1.476	22,0 0.866	21,0 0.827	27,0 1.063	135,0 5.315	49,0 1.929	63,0 2.480	10,5 0.413	M5x0.8	4,5	1	G2.5	2,2 4.850	
E9306540306120	03098309	HSK-A100	6,0 0.236	120,0 4.724	91,0 3.583	37,5 1.476	22,0 0.866	21,0 0.827	27,0 1.063	170,0 6.693	84,0 3.307	98,0 3.858	10,5 0.413	M5x0.8	4,5	1	G2.5	2,4 5.290	
E9306540306160	03098310	HSK-A100	6,0 0.236	160,0 6.299	131,0 5.157	37,5 1.476	22,0 0.866	21,0 0.827	27,0 1.063	210,0 8.268	124,0 4.882	138,0 5.433	10,5 0.413	M5x0.8	4,5	1	G2.5	2,5 5.510	
E930654030885	03098311	HSK-A100	8,0 0.315	85,0 3.346	56,0 2.205	38,0 1.496	26,0 1.024	21,0 0.827	27,0 1.063	135,0 5.315	48,5 1.909	59,0 2.323	10,5 0.413	M6x1	4,5	1	G2.5	2,2 4.850	
E9306540308120	03098312	HSK-A100	8,0 0.315	120,0 4.724	91,0 3.583	38,0 1.496	26,0 1.024	21,0 0.827	27,0 1.063	170,0 6.693	83,5 3.287	94,0 3.701	10,5 0.413	M6x1	4,5	1	G2.5	2,3 5.070	
E9306540308160	03098313	HSK-A100	8,0 0.315	160,0 6.299	131,0 5.157	38,0 1.496	26,0 1.024	21,0 0.827	27,0 1.063	210,0 8.268	123,5 4.862	134,0 5.276	10,5 0.413	M6x1	4,5	1	G2.5	2,5 5.510	
E930654031090	03098314	HSK-A100	10,0 0.394	90,0 3.543	61,0 2.402	43,5 1.713	31,0 1.220	24,0 0.945	32,0 1.260	140,0 5.512	48,0 1.890	59,0 2.323	13,0 0.512	M8x1	4,5	1	G2.5	2,3 5.070	
E9306540310120	03098315	HSK-A100	10,0 0.394	120,0 4.724	91,0 3.583	43,5 1.713	31,0 1.220	24,0 0.945	32,0 1.260	170,0 6.693	78,0 3.071	89,0 3.504	13,0 0.512	M8x1	4,5	1	G2.5	2,5 5.510	
E9306540310160	03098316	HSK-A100	10,0 0.394	160,0 6.299	131,0 5.157	43,5 1.713	31,0 1.220	24,0 0.945	32,0 1.260	210,0 8.268	118,0 4.646	129,0 5.079	13,0 0.512	M8x1	4,5	1	G2.5	2,7 5.950	
E930654031295	03098317	HSK-A100	12,0 0.472	95,0 3.740	66,0 2.598	48,0 1.890	34,0 1.339	24,0 0.945	32,0 1.260	145,0 5.709	48,5 1.909	61,0 2.402	13,0 0.512	M10x1	4,5	1	G2.5	2,3 5.070	
E9306540312120	03098318	HSK-A100	12,0 0.472	120,0 4.724	91,0 3.583	48,0 1.890	34,0 1.339	24,0 0.945	32,0 1.260	170,0 6.693	73,5 2.894	86,0 3.386	13,0 0.512	M10x1	4,5	1	G2.5	2,4 5.290	
E9306540312160	03098319	HSK-A100	12,0 0.472	160,0 6.299	131,0 5.157	48,0 1.890	34,0 1.339	24,0 0.945	32,0 1.260	210,0 8.268	113,5 4.469	126,0 4.961	13,0 0.512	M10x1	4,5	1	G2.5	2,7 5.950	
E930654031495	03098320	HSK-A100	14,0 0.551	95,0 3.740	66,0 2.598	49,0 1.929	34,0 1.339	27,0 1.063	34,0 1.339	145,0 5.709	47,5 1.870	61,0 2.402	14,0 0.551	M10x1	4,5	1	G2.5	2,3 5.070	
E9306540316100	03098321	HSK-A100	16,0 0.630	100,0 3.937	71,0 2.795	52,5 2.067	39,0 1.535	27,0 1.063	34,0 1.339	150,0 5.906	50,0 1.969	61,0 2.402	14,0 0.551	M12x1	4,5	1	G2.5	2,3 5.070	
E9306540316130	03098322	HSK-A100	16,0 0.630	130,0 5.118	101,0 3.976	52,5 2.067	39,0 1.535	27,0 1.063	34,0 1.339	180,0 7.087	78,0 3.071	91,0 3.583	14,0 0.551	M12x1	4,5	1	G2.5	2,5 5.510	
E9306540316160	03098323	HSK-A100	16,0 0.630	160,0 6.299	131,0 5.157	52,5 2.067	39,0 1.535	27,0 1.063	34,0 1.339	210,0 8.268	108,0 4.252	121,0 4.764	14,0 0.551	M12x1	4,5	1	G2.5	2,7 5.950	
E9306540318100	03098324	HSK-A100	18,0 0.709	100,0 3.937	71,0 2.795	53,0 2.087	39,0 1.535	33,0 1.299	42,0 1.654	150,0 5.906	52,5 2.067	61,0 2.402	18,0 0.709	M12x1	4,5	1	G2.5	2,5 5.510	
E9306540320105	03098325	HSK-A100	20,0 0.787	105,0 4.134	76,0 2.992	55,5 2.185	41,0 1.614	33,0 1.299	42,0 1.654	155,0 6.102	53,0 2.087	64,0 2.520	18,0 0.709	M16x1	4,5	1	G2.5	2,5 5.510	
E9306540320130	03098326	HSK-A100	20,0 0.787	130,0 5.118	101,0 3.976	55,5 2.185	41,0 1.614	33,0 1.299	42,0 1.654	180,0 7.087	77,5 3.051	89,0 3.504	18,0 0.709	M16x1	4,5	1	G2.5	2,8 6.170	
E9306540320160	03098327	HSK-A100	20,0 0.787	160,0 6.299	131,0 5.157	55,5 2.185	41,0 1.614	33,0 1.299	42,0 1.654	210,0 8.268	107,5 4.232	119,0 4.685	18,0 0.709	M16x1	4,5	1	G2.5	3,1 6.830	
E9306540325115	03098328	HSK-A100	25,0 0.984	115,0 4.528	86,0 3.386	63,5 2.500	47,0 1.850	44,0 1.732	53,0 2.087	165,0 6.496	58,0 2.283	68,0 2.677	23,5 0.925	M16x1	4,5	1	G2.5	3,0 6.670	
E9306540325160	03098329	HSK-A100	25,0 0.984	160,0 6.299	131,0 5.157	63,5 2.500	47,0 1.850	44,0 1.732	53,0 2.087	210,0 8.268	103,0 4.055	113,0 4.449	23,5 0.925	M16x1	4,5	1	G2.5	3,8 8.380	
E9306540332120	03098330	HSK-A100	32,0 1.260	120,0 4.724	91,0 3.583	70,0 2.756	51,0 2.008	44,0 1.732	53,0 2.087	170,0 6.693	56,5 2.224	69,0 2.717	23,5 0.925	M16x1	4,5	1	G2.5	2,9 6.390	
HSKA125-SFD06-160	03229645	HSK-A125	6,0 0.236	160,0 6.299	131,0 5.157	37,5 1.476	22,0 0.866	21,0 0.827	27,0 1.063	223,0 8.780	124,0 4.882	138,0 5.433	10,5 0.413	M5x0.8	4,5	1	PB	3,9 8.600	
HSKA125-SFD08-160	03229646	HSK-A125	8,0 0.315	160,0 6.299	131,0 5.157	37,5 1.476	26,0 1.024	21,0 0.827	27,0 1.063	223,0 8.780	124,0 4.882	134,0 5.276	10,5 0.413	M6x1	4,5	1	PB	3,8 8.380	

Guide
 HSK-A
 HSK-E
 DIN
 BT JIS
 CAT
 Combimaster
 Grafix
 Seco-Capto™
 Others
 Operating & setting accessories
 Shrinkfit

Designation	Item number	CTMS	DCBN-DCBX		LPR	LB	CBDP	LSC	BD1	BD2	OAL	LFN	LF	RL	TDZ	BHTA°	RFID hole	Balancing	Weight
			mm Inch	mm Inch															
HSKA125-SFD10-120	03229647	HSK-A125	10,0 0.394	120,0 4.724	91,0 3.583	42,5 1.673	31,0 1.220	24,0 0.945	32,0 1.260	183,0 7.205	79,0 3.110	89,0 3.504	13,0 0.512	M8x1	4,5	1	PB	3,8 8.380	
HSKA125-SFD10-160	03229648	HSK-A125	10,0 0.394	160,0 6.299	131,0 5.157	42,5 1.673	31,0 1.220	24,0 0.945	32,0 1.260	223,0 8.780	119,0 4.685	129,0 5.079	13,0 0.512	M8x1	4,5	1	PB	4,1 9.040	
HSKA125-SFD10-200	03229649	HSK-A125	10,0 0.394	200,0 7.874	171,0 6.732	42,5 1.673	31,0 1.220	24,0 0.945	32,0 1.260	263,0 10.354	159,0 6.260	169,0 6.654	13,0 0.512	M8x1	4,5	1	PB	4,2 9.260	
HSKA125-SFD12-120	03229650	HSK-A125	12,0 0.472	120,0 4.724	91,0 3.583	47,5 1.870	34,0 1.339	24,0 0.945	32,0 1.260	183,0 7.205	74,0 2.913	86,0 3.386	13,0 0.512	M10x1	4,5	1	PB	3,8 8.380	
HSKA125-SFD12-160	03229651	HSK-A125	12,0 0.472	160,0 6.299	131,0 5.157	47,5 1.870	34,0 1.339	24,0 0.945	32,0 1.260	223,0 8.780	114,0 4.488	126,0 4.961	13,0 0.512	M10x1	4,5	1	PB	4,1 9.040	
HSKA125-SFD12-200	03229652	HSK-A125	12,0 0.472	200,0 7.874	171,0 6.732	47,5 1.870	34,0 1.339	24,0 0.945	32,0 1.260	263,0 10.354	154,0 6.063	166,0 6.535	13,0 0.512	M10x1	4,5	1	PB	4,3 9.480	

Accessories

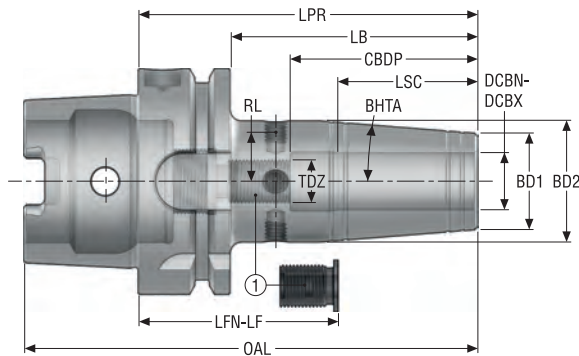
For	Balancing screws
All	90ZQ01

Spare Parts

For DCBN-DCBX/ LPR	Stop screw	
6/ 0.236	19BDR05165	
8/ 0.315	19BDR06165	
10/ 0.394	19BDR08165	
12/ 0.472-14/ 0.551	19BDR10165	
16/ 0.630-18/ 0.709	90/ 3.543-100/ 3.937	19BDR12165
16/ 0.630-18/ 0.709	120/ 4.724-160/ 6.299	19BDR12195
20/ 0.787		19BDR16190
25/ 0.984-32/ 1.260		19BDR16225

HSK-A/ ISO12164-1-HSK-A

SFD 5603/5403 – Shrinkfit holders, DIN type – Inch



Spare parts:
1 = Stop screw

- Run-out $\leq 3 \mu\text{m}$
- Delivered with one stop screw
- For Shrinkfit extensions, see page(s) 367-368
- For HSK sealing plugs, coolant tubes and tube spanners, see page(s) 376
- For ISO attribute explanation, see page 12

Designation	Item number	CTMS	DCBN-DCBX	LPR	LB	CBDP	LSC	BD1	BD2	OAL	LFN	LF	RL	TDZ	BHTA*	RFID hole	Balan- cing	Weight
			Inch	Inch	Inch	Inch	Inch	Inch	Inch	Inch	Inch	Inch	Inch					lbs
E9304560302580	02753196	HSK-A63	0.250	3.150	2.126	1.476	0.866	0.827	1.063	4.409	1.732	2.283	0.413	M5x0.8	4,5	1	G2.5	1.980
E93045603025120	02753194	HSK-A63	0.250	4.724	3.701	1.476	0.866	0.827	1.063	5.984	3.307	3.858	0.413	M5x0.8	4,5	1	G2.5	2.200
E9304560303785	02753198	HSK-A63	0.375	3.346	2.323	1.673	1.220	0.945	1.260	4.606	1.732	2.126	0.512	M8x1	4,5	1	G2.5	1.980
E93045603037120	02753197	HSK-A63	0.375	4.724	3.701	1.673	1.220	0.945	1.260	5.984	3.110	3.504	0.512	M8x1	4,5	1	G2.5	2.430
E9304560305090	02753202	HSK-A63	0.500	3.543	2.520	1.791	1.339	0.945	1.260	4.803	1.811	2.205	0.512	M10x1	4,5	1	G2.5	1.980
E93045603050120	02753200	HSK-A63	0.500	4.724	3.701	1.791	1.339	0.945	1.260	5.984	2.992	3.386	0.512	M10x1	4,5	1	G2.5	2.430
E9304560306295	02753204	HSK-A63	0.625	3.740	2.717	1.988	1.535	1.063	1.339	5.000	1.811	2.205	0.551	M12x1	4,5	1	G2.5	2.200
E93045603062120	02753203	HSK-A63	0.625	4.724	3.701	1.988	1.535	1.063	1.339	5.984	2.795	3.189	0.551	M12x1	4,5	1	G2.5	2.650
E93045603075100	02753206	HSK-A63	0.750	3.937	2.913	2.067	1.614	1.299	1.654	5.197	1.929	2.323	0.709	M16x1	4,5	1	G2.5	2.510
E93045603100115	02753208	HSK-A63	1.000	4.528	3.504	2.303	1.850	1.732	2.087	5.787	2.283	2.677	0.925	M16x1	4,5	1	G2.5	3.970
E9306560302585	02753212	HSK-A100	0.250	3.346	2.205	1.476	0.866	0.827	1.063	5.315	1.929	2.480	0.413	M5x0.8	4,5	1	G2.5	4.850
E93065603025160	02753211	HSK-A100	0.250	6.299	5.157	1.476	0.866	0.827	1.063	8.268	4.882	5.433	0.413	M5x0.8	4,5	1	G2.5	5.510
E9306560303785	02753214	HSK-A100	0.375	3.346	2.205	1.673	1.220	0.945	1.260	5.315	1.732	2.126	0.512	M8x1	4,5	1	G2.5	4.850
E93065603037160	02753213	HSK-A100	0.375	6.299	5.157	1.673	1.220	0.945	1.260	8.268	4.685	5.079	0.512	M8x1	4,5	1	G2.5	5.950
E9306560305095	02753216	HSK-A100	0.500	3.740	2.598	1.791	1.339	0.945	1.260	5.709	2.008	2.402	0.512	M10x1	4,5	1	G2.5	5.070
E93065603050160	02753215	HSK-A100	0.500	6.299	5.157	1.791	1.339	0.945	1.260	8.268	4.567	4.961	0.512	M10x1	4,5	1	G2.5	5.950
E93065603062100	02753217	HSK-A100	0.625	3.937	2.795	1.988	1.535	1.063	1.339	5.906	2.008	2.402	0.551	M12x1	4,5	1	G2.5	5.070
E93065603062160	02753218	HSK-A100	0.625	6.299	5.157	1.988	1.535	1.063	1.339	8.268	4.370	4.764	0.551	M12x1	4,5	1	G2.5	5.950
E93065603075105	02753219	HSK-A100	0.750	4.134	2.992	2.067	1.614	1.299	1.654	6.102	2.126	2.520	0.709	M16x1	4,5	1	G2.5	5.510
E93065603075130	02753220	HSK-A100	0.750	5.118	3.976	2.067	1.614	1.299	1.654	7.087	3.110	3.504	0.709	M16x1	4,5	1	G2.5	6.170
E93065603075160	02753221	HSK-A100	0.750	6.299	5.157	2.067	1.614	1.299	1.654	8.268	4.291	4.685	0.709	M16x1	4,5	1	G2.5	6.830
E93065603100115	02753223	HSK-A100	1.000	4.528	3.386	2.303	1.850	1.732	2.087	6.496	2.283	2.677	0.925	M16x1	4,5	1	G2.5	6.610
E93065603100160	02753224	HSK-A100	1.000	6.299	5.157	2.303	1.850	1.732	2.087	8.268	4.055	4.449	0.925	M16x1	4,5	1	G2.5	8.380
E93065603125120	02753225	HSK-A100	1.250	4.724	3.583	2.461	2.008	1.732	2.087	6.693	2.323	2.717	0.925	M16x1	4,5	1	G2.5	6.610
HSKA125-SFD0.375-4.000	03229686	HSK-A125	0.375	4.000	2.858	1.673	1.220	0.945	1.260	6.480	2.386	2.780	0.512	M8x1	4,5	1	PB	8.160
HSKA125-SFD0.375-6.250	03229688	HSK-A125	0.375	6.250	5.108	1.673	1.220	0.945	1.260	8.730	4.636	5.030	0.512	M8x1	4,5	1	PB	9.040
HSKA125-SFD0.500-4.000	03229689	HSK-A125	0.500	4.000	2.858	1.791	1.339	0.945	1.260	6.480	2.268	2.661	0.512	M10x1	4,5	1	PB	8.160
HSKA125-SFD0.500-6.250	03229691	HSK-A125	0.500	6.250	5.108	1.791	1.339	0.945	1.260	8.730	4.518	4.911	0.512	M10x1	4,5	1	PB	9.480

Guide
HSK-A
HSK-E
DIN
BT JIS
CAT
Combimaster
Grafix
Seco-Capto™
Others
Operating & setting accessories
Shrinkfit

Accessories

Guide

For Balancing screws



HSK-A

All 90ZQ01

Spare Parts

HSK-E

For DCBN-DCBX Stop screw



DIN

0.250 - 0.625	19BDR05165
0.375	19BDR08165
0.500	19BDR10165
0.625	19BDR12165
0.750 - 1.250	19BDR16165

BT JIS

CAT

Combimaster

Grafifex

Seco-Capto™

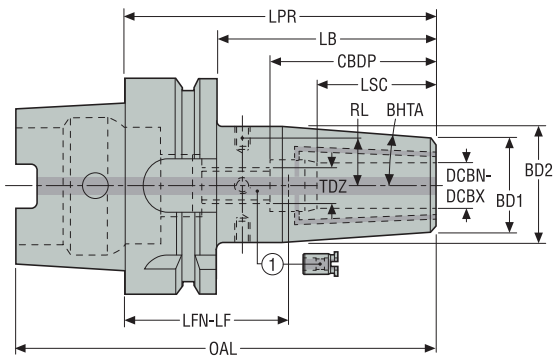
Others

Operating & setting accessories

Shrinkfit

HSK-A/ ISO12164-1-HSK-A

SFD 5402 – Shrinkfit holders, DIN type, with peripheral coolant channels – Metric / Inch



Spare parts:
1 = Stop screw

- Run-out ≤3 µm
- With coolant supply channels towards the tool (not plugged)
- Delivered with one stop screw
- For HSK sealing plugs, coolant tubes and tube spanners, see page(s) 376
- For ISO attribute explanation, see page 12

Designation	Item number	CTMS	DCBN-DCBX	LPR	LB	CBDP	LSC	BD1	BD2	OAL	LFN	LF	RL	TDZ	BHTA*	RFID hole	Balancing	Weight	
																		kg	
				mm	mm	mm	mm	mm	mm	mm	mm	mm	mm	mm	mm	mm	mm	lbs	
				Inch	Inch	Inch	Inch	Inch	Inch	Inch	Inch	Inch	Inch	Inch	Inch	Inch	Inch	Inch	
E930454020680	03157532	HSK-A63	6,0 0.236	80,0 3.150	54,0 2.126	37,5 1.476	22,0 0.866	21,0 0.827	27,0 1.063	112,0 4.409	44,0 1.732	58,0 2.283	10,5 0.413	M5x0.8	4,5	1	G2.5	0,9 1.980	
E9304540206120	03180054	HSK-A63	6,0 0.236	120,0 4.724	94,0 3.701	37,5 1.476	22,0 0.866	21,0 0.827	27,0 1.063	152,0 5.984	84,0 3.307	98,0 3.858	10,5 0.413	M5x0.8	4,5	1	G2.5	1,0 2.200	
E9304540206160	03157529	HSK-A63	6,0 0.236	160,0 6.299	134,0 5.276	37,5 1.476	22,0 0.866	21,0 0.827	27,0 1.063	192,0 7.559	124,0 4.882	138,0 5.433	10,5 0.413	M5x0.8	4,5	1	G2.5	1,2 2.650	
E930454020880	03157533	HSK-A63	8,0 0.315	80,0 3.150	54,0 2.126	38,0 1.496	26,0 1.024	21,0 0.827	27,0 1.063	112,0 4.409	43,5 1.713	54,0 2.126	10,5 0.413	M6x1	4,5	1	G2.5	0,9 1.980	
E9304540208120	03180055	HSK-A63	8,0 0.315	120,0 4.724	94,0 3.701	38,0 1.496	26,0 1.024	21,0 0.827	27,0 1.063	152,0 5.984	83,5 3.287	94,0 3.701	10,5 0.413	M6x1	4,5	1	G2.5	1,0 2.200	
E9304540208160	03180056	HSK-A63	8,0 0.315	160,0 6.299	134,0 5.276	38,0 1.496	26,0 1.024	21,0 0.827	27,0 1.063	192,0 7.559	123,5 4.862	134,0 5.276	10,5 0.413	M6x1	4,5	1	G2.5	1,2 2.650	
E930454021085	03157537	HSK-A63	10,0 0.394	85,0 3.346	59,0 2.323	43,5 1.713	31,0 1.220	24,0 0.945	32,0 1.260	117,0 4.606	43,0 1.693	54,0 2.126	13,0 0.512	M8x1	4,5	1	G2.5	0,9 1.980	
E9304540210120	03180057	HSK-A63	10,0 0.394	120,0 4.724	94,0 3.701	43,5 1.713	31,0 1.220	24,0 0.945	32,0 1.260	152,0 5.984	78,0 3.071	89,0 3.504	13,0 0.512	M8x1	4,5	1	G2.5	1,1 2.430	
E9304540210160	03157534	HSK-A63	10,0 0.394	160,0 6.299	134,0 5.276	43,5 1.713	31,0 1.220	24,0 0.945	32,0 1.260	192,0 7.559	118,0 4.646	129,0 5.079	13,0 0.512	M8x1	4,5	1	G2.5	1,4 3.090	
E930454021290	03157538	HSK-A63	12,0 0.472	90,0 3.543	64,0 2.520	48,0 1.890	34,0 1.339	24,0 0.945	32,0 1.260	122,0 4.803	43,5 1.713	56,0 2.205	13,0 0.512	M10x1	4,5	1	G2.5	0,9 1.980	
E9304540212120	03180058	HSK-A63	12,0 0.472	120,0 4.724	94,0 3.701	48,0 1.890	34,0 1.339	24,0 0.945	32,0 1.260	152,0 5.984	73,5 2.894	86,0 3.386	13,0 0.512	M10x1	4,5	1	G2.5	1,7 3.750	
E9304540212160	03180059	HSK-A63	12,0 0.472	160,0 6.299	134,0 5.276	48,0 1.890	34,0 1.339	24,0 0.945	32,0 1.260	192,0 7.559	113,5 4.469	126,0 4.961	13,0 0.512	M10x1	4,5	1	G2.5	1,3 2.870	
E930454021490	03180060	HSK-A63	14,0 0.551	90,0 3.543	64,0 2.520	49,0 1.929	34,0 1.339	27,0 1.063	34,0 1.339	122,0 4.803	42,5 1.673	56,0 2.205	14,0 0.551	M10x1	4,5	1	G2.5	1,0 2.200	
E9304540214120	03180061	HSK-A63	14,0 0.551	120,0 4.724	94,0 3.701	49,0 1.929	34,0 1.339	27,0 1.063	34,0 1.339	152,0 5.984	72,5 2.854	86,0 3.386	14,0 0.551	M10x1	4,5	1	G2.5	1,2 2.650	
E930454021695	03157541	HSK-A63	16,0 0.630	95,0 3.740	69,0 2.717	52,5 2.067	39,0 1.535	27,0 1.063	34,0 1.339	127,0 5.000	45,0 1.772	56,0 2.205	14,0 0.551	M12x1	4,5	1	G2.5	1,0 2.200	
E9304540216120	03180062	HSK-A63	16,0 0.630	120,0 4.724	94,0 3.701	52,5 2.067	39,0 1.535	27,0 1.063	34,0 1.339	152,0 5.984	71,0 2.795	81,0 3.189	14,0 0.551	M12x1	4,5	1	G2.5	1,2 2.650	
E9304540216160	03157539	HSK-A63	16,0 0.630	160,0 6.299	134,0 5.276	52,5 2.067	39,0 1.535	27,0 1.063	34,0 1.339	192,0 7.559	111,0 4.370	121,0 4.764	14,0 0.551	M12x1	4,5	1	G2.5	1,4 3.090	
E930454021895	03180063	HSK-A63	18,0 0.709	95,0 3.740	69,0 2.717	53,0 2.087	39,0 1.535	33,0 1.299	42,0 1.654	127,0 5.000	44,5 1.752	56,0 2.205	18,0 0.709	M12x1	4,5	1	G2.5	1,2 2.650	
E9304540218120	03180064	HSK-A63	18,0 0.709	120,0 4.724	94,0 3.701	53,0 2.087	39,0 1.535	33,0 1.299	42,0 1.654	152,0 5.984	71,0 2.795	81,0 3.189	18,0 0.709	M12x1	4,5	1	G2.5	1,4 3.090	
E9304540220100	03157543	HSK-A63	20,0 0.787	100,0 3.937	74,0 2.913	55,5 2.185	41,0 1.614	33,0 1.299	42,0 1.654	132,0 5.197	47,5 1.870	59,0 2.323	18,0 0.709	M16x1	4,5	1	G2.5	1,2 2.650	
E9304540220120	03180065	HSK-A63	20,0 0.787	120,0 4.724	94,0 3.701	55,5 2.185	41,0 1.614	33,0 1.299	42,0 1.654	152,0 5.984	67,5 2.657	79,0 3.110	18,0 0.709	M16x1	4,5	1	G2.5	1,4 3.090	


Guide
HSK-A
HSK-E
DIN
BT JIS
CAT
Combimaster
Grafix
Seco-Capto™
Others
Operating & setting accessories
Shrinkfit

Designation	Item number	CTMS	DCBN-DCBX		LPR	LB	CBDP	LSC	BD1	BD2	OAL	LFN	LF	RL	TDZ	BHTA°	RFID hole	Balancing	Weight
			mm Inch	mm Inch															
E9304540220160	03180066	HSK-A63	20,0 0.787	160,0 6.299	134,0 5.276	55,5 2.185	41,0 1.614	33,0 1.299	42,0 1.654	192,0 7.559	107,5 4.232	119,0 4.685	18,0 0.709	M16x1	4,5	1	G2.5	1,8 3.970	
E9304540225115	03180067	HSK-A63	25,0 0.984	115,0 4.528	89,0 3.504	63,5 2.500	47,0 1.850	44,0 1.732	53,0 2.087	147,0 5.787	58,0 2.283	68,0 2.677	23,5 0.925	M16x1	4,5	1	G2.5	1,8 3.970	
E9304540225160	03180068	HSK-A63	25,0 0.984	160,0 6.299	134,0 5.276	63,5 2.500	47,0 1.850	44,0 1.732	53,0 2.087	192,0 7.559	103,0 4.055	113,0 4.449	23,5 0.925	M16x1	4,5	1	G2.5	2,5 5.510	
E9304540232120	03180069	HSK-A63	32,0 1.260	120,0 4.724	94,0 3.701	70,0 2.756	51,0 2.008	44,0 1.732	53,0 2.087	152,0 5.984	56,5 2.224	69,0 2.717	23,5 0.925	M16x1	4,5	1	G2.5	1,6 3.530	
E930654020685	03180070	HSK-A100	6,0 0.236	85,0 3.346	56,0 2.205	37,5 1.476	22,0 0.866	21,0 0.827	27,0 1.063	135,0 5.315	49,0 1.929	63,0 2.480	10,5 0.413	M5x0.8	4,5	1	G2.5	2,2 4.850	
E9306540206120	03168473	HSK-A100	6,0 0.236	120,0 4.724	91,0 3.583	37,5 1.476	22,0 0.866	21,0 0.827	27,0 1.063	170,0 6.693	84,0 3.307	98,0 3.858	10,5 0.413	M5x0.8	4,5	1	G2.5	2,4 5.290	
E9306540206160	03180071	HSK-A100	6,0 0.236	160,0 6.299	131,0 5.157	37,5 1.476	22,0 0.866	21,0 0.827	27,0 1.063	210,0 8.268	124,0 4.882	138,0 5.433	10,5 0.413	M5x0.8	4,5	1	G2.5	2,5 5.510	
E930654020885	03180072	HSK-A100	8,0 0.315	85,0 3.346	56,0 2.205	38,0 1.496	26,0 1.024	21,0 0.827	27,0 1.063	135,0 5.315	48,5 1.909	59,0 2.323	10,5 0.413	M6x1	4,5	1	G2.5	2,2 4.850	
E9306540208120	03168475	HSK-A100	8,0 0.315	120,0 4.724	91,0 3.583	38,0 1.496	26,0 1.024	21,0 0.827	27,0 1.063	170,0 6.693	83,5 3.287	94,0 3.701	10,5 0.413	M6x1	4,5	1	G2.5	2,4 5.290	
E9306540208160	03180073	HSK-A100	8,0 0.315	160,0 6.299	131,0 5.157	38,0 1.496	26,0 1.024	21,0 0.827	27,0 1.063	210,0 8.268	123,5 4.862	134,0 5.276	10,5 0.413	M6x1	4,5	1	G2.5	2,5 5.510	
E930654021090	03180074	HSK-A100	10,0 0.394	90,0 3.543	61,0 2.402	43,5 1.713	31,0 1.220	24,0 0.945	32,0 1.260	140,0 5.512	48,0 1.890	59,0 2.323	13,0 0.512	M8x1	4,5	1	G2.5	2,3 5.070	
E9306540210120	03168476	HSK-A100	10,0 0.394	120,0 4.724	91,0 3.583	43,5 1.713	31,0 1.220	24,0 0.945	32,0 1.260	170,0 6.693	78,0 3.071	89,0 3.504	13,0 0.512	M8x1	4,5	1	G2.5	2,5 5.510	
E9306540210160	03180075	HSK-A100	10,0 0.394	160,0 6.299	131,0 5.157	43,5 1.713	31,0 1.220	24,0 0.945	32,0 1.260	210,0 8.268	118,0 4.646	129,0 5.079	13,0 0.512	M8x1	4,5	1	G2.5	2,7 5.950	
E930654021295	03180076	HSK-A100	12,0 0.472	95,0 3.740	66,0 2.598	48,0 1.890	34,0 1.339	24,0 0.945	32,0 1.260	145,0 5.709	48,5 1.909	61,0 2.402	13,0 0.512	M10x1	4,5	1	G2.5	2,3 5.070	
E9306540212120	03167256	HSK-A100	12,0 0.472	120,0 4.724	91,0 3.583	48,0 1.890	34,0 1.339	24,0 0.945	32,0 1.260	170,0 6.693	73,5 2.894	86,0 3.386	13,0 0.512	M10x1	4,5	1	G2.5	2,4 5.290	
E9306540212160	03180077	HSK-A100	12,0 0.472	160,0 6.299	131,0 5.157	48,0 1.890	34,0 1.339	24,0 0.945	32,0 1.260	210,0 8.268	113,5 4.469	126,0 4.961	13,0 0.512	M10x1	4,5	1	G2.5	2,7 5.950	
E930654021495	03180078	HSK-A100	14,0 0.551	95,0 3.740	66,0 2.598	49,0 1.929	34,0 1.339	27,0 1.063	34,0 1.339	145,0 5.709	47,5 1.870	61,0 2.402	14,0 0.551	M10x1	4,5	1	G2.5	2,3 5.070	
E9306540216100	03180079	HSK-A100	16,0 0.630	100,0 3.937	71,0 2.795	52,5 2.067	39,0 1.535	27,0 1.063	34,0 1.339	150,0 5.906	50,0 1.969	61,0 2.402	14,0 0.551	M12x1	4,5	1	G2.5	2,3 5.070	
E9306540216130	03180080	HSK-A100	16,0 0.630	130,0 5.118	101,0 3.976	52,5 2.067	39,0 1.535	27,0 1.063	34,0 1.339	180,0 7.087	78,0 3.071	91,0 3.583	14,0 0.551	M12x1	4,5	1	G2.5	2,5 5.510	
E9306540216160	03180081	HSK-A100	16,0 0.630	160,0 6.299	131,0 5.157	52,5 2.067	39,0 1.535	27,0 1.063	34,0 1.339	210,0 8.268	108,0 4.252	121,0 4.764	14,0 0.551	M12x1	4,5	1	G2.5	2,7 5.950	
E9306540218100	03180082	HSK-A100	18,0 0.709	100,0 3.937	71,0 2.795	53,0 2.087	39,0 1.535	33,0 1.299	42,0 1.654	150,0 5.906	52,5 2.067	61,0 2.402	18,0 0.709	M12x1	4,5	1	G2.5	2,5 5.510	
E9306540220105	03180083	HSK-A100	20,0 0.787	105,0 4.134	76,0 2.992	55,5 2.185	41,0 1.614	33,0 1.299	42,0 1.654	155,0 6.102	53,0 2.087	64,0 2.520	18,0 0.709	M16x1	4,5	1	G2.5	2,5 5.510	
E9306540220130	03180084	HSK-A100	20,0 0.787	130,0 5.118	101,0 3.976	55,5 2.185	41,0 1.614	33,0 1.299	42,0 1.654	180,0 7.087	77,5 3.051	89,0 3.504	18,0 0.709	M16x1	4,5	1	G2.5	2,8 6.170	
E9306540220160	03180085	HSK-A100	20,0 0.787	160,0 6.299	131,0 5.157	55,5 2.185	41,0 1.614	33,0 1.299	42,0 1.654	210,0 8.268	107,5 4.232	119,0 4.685	18,0 0.709	M16x1	4,5	1	G2.5	3,1 6.830	
E9306540225115	03180087	HSK-A100	25,0 0.984	115,0 4.528	86,0 3.386	63,5 2.500	47,0 1.850	44,0 1.732	53,0 2.087	165,0 6.496	58,0 2.283	68,0 2.677	23,5 0.925	M16x1	4,5	1	G2.5	3,0 6.610	
E9306540225160	03180088	HSK-A100	25,0 0.984	160,0 6.299	131,0 5.157	63,5 2.500	47,0 1.850	44,0 1.732	53,0 2.087	210,0 8.268	103,0 4.055	113,0 4.449	23,5 0.925	M16x1	4,5	1	G2.5	3,8 8.380	
E9306540232120	03180089	HSK-A100	32,0 1.260	120,0 4.724	91,0 3.583	70,0 2.756	51,0 2.008	44,0 1.732	53,0 2.087	170,0 6.693	56,5 2.224	69,0 2.717	23,5 0.925	M16x1	4,5	1	G2.5	3,0 6.610	

Accessories

For	Balancing screws
All	90ZQ01

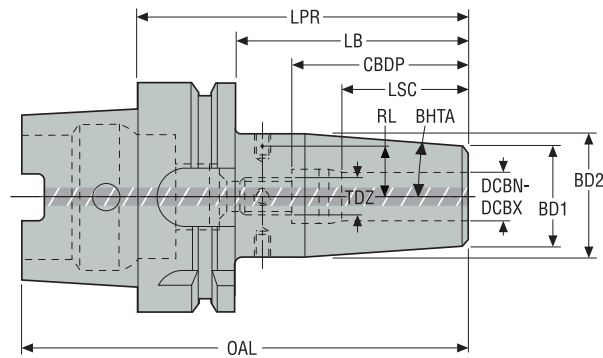
Spare Parts

For DCBN-DCBX/ LPR		Stop screw	
			
6/ 0.236		19BDR05165	HSK-A
8/ 0.315		19BDR06165	
10/ 0.394		19BDR08165	
12/ 0.472-14/ 0.551		19BDR10165	
16/ 0.630-18/ 0.709	95/ 3.740-100/ 3.937	19BDR12165	HSK-E
16/ 0.630-18/ 0.709	120/ 4.724-160/ 6.299	19BDR12195	
20/ 0.787		19BDR16190	
25/ 0.984-32/ 1.260		19BDR16225	

- Guide
- HSK-A
- HSK-E
- DIN
- BT JIS
- CAT
- Combimaster
- Graflex
- Seco-Capto™
- Others
- Operating & setting accessories
- Shrinkfit

SFD 5403M – Shrinkfit holders, MQL, DIN type – DIN 69090-3 – Metric / Inch

HSK-A/ ISO12164-1-HSK-A




- Run-out $\leq 3 \mu\text{m}$
- Designed for MQL1, accessories to be ordered separately
- For MQL1 coolant tubes and stop screws, see page(s) 377-378
- For ISO attribute explanation, see page 12

Designation	Item number	CTMS	DCBN-DCBX	LPR	LB	CBDP	LSC	BD1	BD2	OAL	RL	TDZ	BHTA°	RFID hole	Balancing	Weight
			mm Inch													mm Inch
E930454030680M	03098401	HSK-A63	6,0 0.236	80,0 3.150	54,0 2.126	37,5 1.476	22,0 0.866	21,0 0.827	27,0 1.063	112,0 4.409	10,5 0.413	M5x0.8	4,5	1	1	0,9 1.980
E9304540306120M	03098402	HSK-A63	6,0 0.236	120,0 4.724	94,0 3.701	37,5 1.476	22,0 0.866	21,0 0.827	27,0 1.063	152,0 5.984	10,5 0.413	M5x0.8	4,5	1	G2.5	1,1 2.430
E9304540306160M	03098403	HSK-A63	6,0 0.236	160,0 6.299	134,0 5.276	37,5 1.476	22,0 0.866	21,0 0.827	27,0 1.063	192,0 7.559	10,5 0.413	M5x0.8	4,5	1	G2.5	1,2 2.650
E930454030880M	03098404	HSK-A63	8,0 0.315	80,0 3.150	54,0 2.126	38,0 1.496	26,0 1.024	21,0 0.827	27,0 1.063	112,0 4.409	10,5 0.413	M6x1	4,5	1	G2.5	0,9 1.980
E9304540308120M	03098405	HSK-A63	8,0 0.315	120,0 4.724	94,0 3.701	38,0 1.496	26,0 1.024	21,0 0.827	27,0 1.063	152,0 5.984	10,5 0.413	M6x1	4,5	1	G2.5	1,0 2.200
E9304540308160M	03098406	HSK-A63	8,0 0.315	160,0 6.299	134,0 5.276	38,0 1.496	26,0 1.024	21,0 0.827	27,0 1.063	192,0 7.559	10,5 0.413	M6x1	4,5	1	G2.5	1,2 2.650
E930454031085M	03098407	HSK-A63	10,0 0.394	85,0 3.346	59,0 2.323	43,5 1.713	31,0 1.220	24,0 0.945	32,0 1.260	117,0 4.606	13,0 0.512	M8x1	4,5	1	1	0,9 1.980
E9304540310120M	03098408	HSK-A63	10,0 0.394	120,0 4.724	94,0 3.701	43,5 1.713	31,0 1.220	24,0 0.945	32,0 1.260	152,0 5.984	13,0 0.512	M8x1	4,5	1	G2.5	1,2 2.650
E9304540310160M	03098409	HSK-A63	10,0 0.394	160,0 6.299	134,0 5.276	43,5 1.713	31,0 1.220	24,0 0.945	32,0 1.260	192,0 7.559	13,0 0.512	M8x1	4,5	1	G2.5	1,4 3.090
E930454031290M	03098410	HSK-A63	12,0 0.472	90,0 3.543	64,0 2.520	48,0 1.890	34,0 1.339	24,0 0.945	32,0 1.260	122,0 4.803	13,0 0.512	M10x1	4,5	1	1	0,9 1.980
E9304540312120M	03098411	HSK-A63	12,0 0.472	120,0 4.724	94,0 3.701	48,0 1.890	34,0 1.339	24,0 0.945	32,0 1.260	152,0 5.984	13,0 0.512	M10x1	4,5	1	1	1,1 2.430
E9304540312160M	03098412	HSK-A63	12,0 0.472	160,0 6.299	134,0 5.276	48,0 1.890	34,0 1.339	24,0 0.945	32,0 1.260	192,0 7.559	13,0 0.512	M10x1	4,5	1	G2.5	1,4 3.090
E930454031490M	03098413	HSK-A63	14,0 0.551	90,0 3.543	64,0 2.520	49,0 1.929	34,0 1.339	27,0 1.063	34,0 1.339	122,0 4.803	14,0 0.551	M10x1	4,5	1	1	1,0 2.200
E9304540314120M	03098414	HSK-A63	14,0 0.551	120,0 4.724	94,0 3.701	49,0 1.929	34,0 1.339	27,0 1.063	34,0 1.339	152,0 5.984	14,0 0.551	M10x1	4,5	1	G2.5	1,2 2.650
E930454031695M	03098415	HSK-A63	16,0 0.630	95,0 3.740	69,0 2.717	52,5 2.067	39,0 1.535	27,0 1.063	34,0 1.339	127,0 5.000	14,0 0.551	M10x1	4,5	1	G2.5	1,0 2.200
E9304540316120M	03098416	HSK-A63	16,0 0.630	120,0 4.724	94,0 3.701	52,5 2.067	39,0 1.535	27,0 1.063	34,0 1.339	152,0 5.984	14,0 0.551	M10x1	4,5	1	G2.5	1,2 2.650
E9304540316160M	03098417	HSK-A63	16,0 0.630	160,0 6.299	134,0 5.276	52,5 2.067	39,0 1.535	27,0 1.063	34,0 1.339	192,0 7.559	14,0 0.551	M10x1	4,5	1	G2.5	1,5 3.310
E930454031895M	03098418	HSK-A63	18,0 0.709	95,0 3.740	69,0 2.717	53,0 2.087	39,0 1.535	33,0 1.299	42,0 1.654	127,0 5.000	18,0 0.709	M10x1	4,5	1	G2.5	1,2 2.650
E9304540318120M	03098419	HSK-A63	18,0 0.709	120,0 4.724	94,0 3.701	53,0 2.087	39,0 1.535	33,0 1.299	42,0 1.654	152,0 5.984	18,0 0.709	M10x1	4,5	1	G2.5	1,5 3.310
E9304540320100M	03098420	HSK-A63	20,0 0.787	100,0 3.937	74,0 2.913	55,5 2.185	41,0 1.614	33,0 1.299	42,0 1.654	132,0 5.197	18,0 0.709	M10x1	4,5	1	G2.5	1,2 2.650
E9304540320120M	03098421	HSK-A63	20,0 0.787	120,0 4.724	94,0 3.701	55,5 2.185	41,0 1.614	33,0 1.299	42,0 1.654	152,0 5.984	18,0 0.709	M10x1	4,5	1	G2.5	1,4 3.090

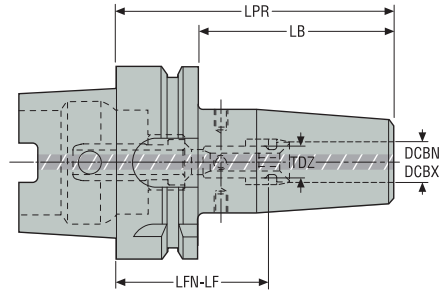
Designation	Item number	CTMS	DCBN-DCBX	LPR	LB	CBDP	LSC	BD1	BD2	OAL	RL	TDZ	BHTA°	RFID hole	Balancing	Weight
			mm Inch	mm Inch	mm Inch	mm Inch	mm Inch	mm Inch	mm Inch	mm Inch	mm Inch	mm Inch	mm Inch	mm Inch	mm Inch	mm Inch
E9304540320160M	03098422	HSK-A63	20,0 0.787	160,0 6.299	134,0 5.276	55,5 2.185	41,0 1.614	33,0 1.299	42,0 1.654	192,0 7.559	18,0 0.709	M10x1	4,5	1	G2.5	1,8 3.970
E9304540325115M	03098423	HSK-A63	25,0 0.984	115,0 4.528	89,0 3.504	63,5 2.500	47,0 1.850	44,0 1.732	53,0 2.087	147,0 5.787	23,5 0.925	M10x1	4,5	1	G2.5	1,8 3.970
E9304540325160M	03098424	HSK-A63	25,0 0.984	160,0 6.299	134,0 5.276	63,5 2.500	47,0 1.850	44,0 1.732	53,0 2.087	192,0 7.559	23,5 0.925	M10x1	4,5	1	G2.5	2,5 5.510
E9304540332120M	03098425	HSK-A63	32,0 1.260	120,0 4.724	94,0 3.701	70,0 2.756	51,0 2.008	44,0 1.732	53,0 2.087	152,0 5.984	23,5 0.925	M10x1	4,5	1	G2.5	1,6 3.530
E930654030685M	03098582	HSK-A100	6,0 0.236	85,0 3.346	56,0 2.205	37,5 1.476	22,0 0.866	21,0 0.827	27,0 1.063	135,0 5.315	10,5 0.413	M5x0.8	4,5	1	G2.5	2,2 4.850
E9306540306120M	03098583	HSK-A100	6,0 0.236	120,0 4.724	91,0 3.583	37,5 1.476	22,0 0.866	21,0 0.827	27,0 1.063	170,0 6.693	10,5 0.413	M5x0.8	4,5	1	1	2,4 5.290
E9306540306160M	03098584	HSK-A100	6,0 0.236	160,0 6.299	131,0 5.157	37,5 1.476	22,0 0.866	21,0 0.827	27,0 1.063	210,0 8.268	10,5 0.413	M5x0.8	4,5	1	G2.5	2,0 4.410
E930654030885M	03098585	HSK-A100	8,0 0.315	85,0 3.346	56,0 2.205	38,0 1.496	26,0 1.024	21,0 0.827	27,0 1.063	135,0 5.315	10,5 0.413	M6x1	4,5	1	G2.5	2,2 4.850
E9306540308120M	03098586	HSK-A100	8,0 0.315	120,0 4.724	91,0 3.583	38,0 1.496	26,0 1.024	21,0 0.827	27,0 1.063	170,0 6.693	10,5 0.413	M6x1	4,5	1	G2.5	2,4 5.290
E9306540308160M	03098587	HSK-A100	8,0 0.315	160,0 6.299	131,0 5.157	38,0 1.496	26,0 1.024	21,0 0.827	27,0 1.063	210,0 8.268	10,5 0.413	M6x1	4,5	1	G2.5	2,6 5.730
E930654031090M	03098588	HSK-A100	10,0 0.394	90,0 3.543	61,0 2.402	43,5 1.713	31,0 1.220	24,0 0.945	32,0 1.260	140,0 5.512	13,0 0.512	M8x1	4,5	1	1	2,3 5.070
E9306540310120M	03098589	HSK-A100	10,0 0.394	120,0 4.724	91,0 3.583	43,5 1.713	31,0 1.220	24,0 0.945	32,0 1.260	170,0 6.693	13,0 0.512	M8x1	4,5	1	1	2,0 4.410
E9306540310160M	03098590	HSK-A100	10,0 0.394	160,0 6.299	131,0 5.157	43,5 1.713	31,0 1.220	24,0 0.945	32,0 1.260	210,0 8.268	13,0 0.512	M8x1	4,5	1	G2.5	2,9 6.390
E930654031295M	03098591	HSK-A100	12,0 0.472	95,0 3.740	66,0 2.598	48,0 1.890	34,0 1.339	24,0 0.945	32,0 1.260	145,0 5.709	13,0 0.512	M10x1	4,5	1	1	2,3 5.070
E9306540312120M	03098592	HSK-A100	12,0 0.472	120,0 4.724	91,0 3.583	48,0 1.890	34,0 1.339	24,0 0.945	32,0 1.260	170,0 6.693	13,0 0.512	M10x1	4,5	1	1	2,5 5.510
E9306540312160M	03098593	HSK-A100	12,0 0.472	160,0 6.299	131,0 5.157	48,0 1.890	34,0 1.339	24,0 0.945	32,0 1.260	210,0 8.268	13,0 0.512	M10x1	4,5	1	1	2,7 5.950
E930654031495M	03098594	HSK-A100	14,0 0.551	95,0 3.740	66,0 2.598	49,0 1.929	34,0 1.339	27,0 1.063	34,0 1.339	145,0 5.709	14,0 0.551	M10x1	4,5	1	1	2,4 5.290
E9306540316100M	03098595	HSK-A100	16,0 0.630	100,0 3.937	71,0 2.795	52,5 2.067	39,0 1.535	27,0 1.063	34,0 1.339	150,0 5.906	14,0 0.551	M10x1	4,5	1	G2.5	2,4 5.290
E9306540316130M	03098596	HSK-A100	16,0 0.630	130,0 5.118	101,0 3.976	52,5 2.067	39,0 1.535	27,0 1.063	34,0 1.339	180,0 7.087	14,0 0.551	M10x1	4,5	1	G2.5	2,6 5.730
E9306540316160M	03098597	HSK-A100	16,0 0.630	160,0 6.299	131,0 5.157	52,5 2.067	39,0 1.535	27,0 1.063	34,0 1.339	210,0 8.268	14,0 0.551	M10x1	4,5	1	G2.5	2,9 6.390
E9306540318100M	03098598	HSK-A100	18,0 0.709	100,0 3.937	71,0 2.795	53,0 2.087	39,0 1.535	33,0 1.299	42,0 1.654	150,0 5.906	18,0 0.709	M10x1	4,5	1	G2.5	2,6 5.730
E9306540320105M	03098599	HSK-A100	20,0 0.787	105,0 4.134	76,0 2.992	55,5 2.185	41,0 1.614	33,0 1.299	42,0 1.654	155,0 6.102	18,0 0.709	M10x1	4,5	1	G2.5	2,6 5.730
E9306540320130M	03098600	HSK-A100	20,0 0.787	130,0 5.118	101,0 3.976	55,5 2.185	41,0 1.614	33,0 1.299	42,0 1.654	180,0 7.087	18,0 0.709	M10x1	4,5	1	G2.5	2,8 6.170
E9306540320160M	03098601	HSK-A100	20,0 0.787	160,0 6.299	131,0 5.157	55,5 2.185	41,0 1.614	33,0 1.299	42,0 1.654	210,0 8.268	18,0 0.709	M10x1	4,5	1	G2.5	3,3 7.280
E9306540325115M	03098602	HSK-A100	25,0 0.984	115,0 4.528	86,0 3.386	63,5 2.500	47,0 1.850	44,0 1.732	53,0 2.087	165,0 6.496	23,5 0.925	M10x1	4,5	1	G2.5	3,1 6.830
E9306540325160M	03098603	HSK-A100	25,0 0.984	160,0 6.299	131,0 5.157	63,5 2.500	47,0 1.850	44,0 1.732	53,0 2.087	210,0 8.268	23,5 0.925	M10x1	4,5	1	G2.5	3,9 8.600
E9306540332120M	03098604	HSK-A100	32,0 1.260	120,0 4.724	91,0 3.583	70,0 2.756	51,0 2.008	44,0 1.732	53,0 2.087	170,0 6.693	23,5 0.925	M10x1	4,5	1	G2.5	3,1 6.830

Accessories

For	Balancing screws
	
All	90ZQ01

SFD 5403M1 – Shrinkfit holders MQL1, DIN type – DIN 69090-3 – Metric / Inch

HSK-A/ ISO12164-1-HSK-A



- Run-out $\leq 3 \mu\text{m}$
- Delivered ready for MQL1 with stop screw and coolant tube fitted
- For MQL1 coolant tubes and stop screws, see page(s) 377-378
- For ISO attribute explanation, see page 12

Spare Parts

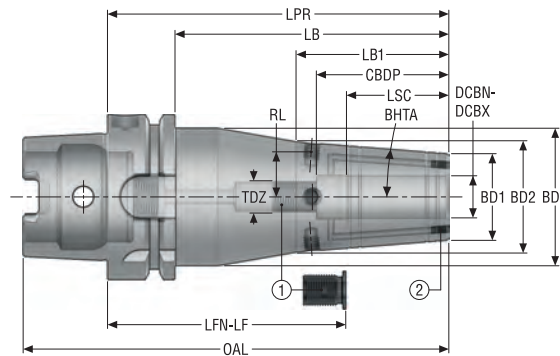
Designation	Item number	CTMS	DCBN-DCBX		LPR	LB	LFN	LF	TDZ	Weight	Spare Parts		
			mm Inch	mm Inch							Tool holders	Coolant tube MQL1	Stop screw MQL1
E930454030680M1	03098623	HSK-A63	6,0 0.236	80,0 3.150	54,0 2.126	44,0 1.732	54,0 2.126	M5x0.8	0,9 1.980	E930454030680M	20E9304	19MQL106S	
E9304540306120M1	03098624	HSK-A63	6,0 0.236	120,0 4.724	94,0 3.701	84,0 3.307	94,0 3.701	M5x0.8	1,1 2.430	E9304540306120M	20E9304	19MQL106L	
E9304540306160M1	03098625	HSK-A63	6,0 0.236	160,0 6.299	134,0 5.276	124,0 4.882	134,0 5.276	M5x0.8	1,3 2.870	E9304540306160M	20E9304	19MQL106L	
E930454030880M1	03098626	HSK-A63	8,0 0.315	80,0 3.150	54,0 2.126	44,0 1.732	54,0 2.126	M6x1	0,9 1.980	E930454030880M	20E9304	19MQL108S	
E9304540308120M1	03098627	HSK-A63	8,0 0.315	120,0 4.724	94,0 3.701	84,0 3.307	94,0 3.701	M6x1	1,1 2.430	E9304540308120M	20E9304	19MQL108L	
E9304540308160M1	03098628	HSK-A63	8,0 0.315	160,0 6.299	134,0 5.276	124,0 4.882	134,0 5.276	M6x1	1,2 2.650	E9304540308160M	20E9304	19MQL108L	
E930454031085M1	03098629	HSK-A63	10,0 0.394	85,0 3.346	59,0 2.323	44,0 1.732	54,0 2.126	M8x1	1,0 2.200	E930454031085M	20E9304	19MQL110S	
E9304540310120M1	03098630	HSK-A63	10,0 0.394	120,0 4.724	94,0 3.701	79,0 3.110	89,0 3.504	M8x1	1,2 2.650	E9304540310120M	20E9304	19MQL110L	
E9304540310160M1	03098631	HSK-A63	10,0 0.394	160,0 6.299	134,0 5.276	119,0 4.685	129,0 5.079	M8x1	1,4 3.090	E9304540310160M	20E9304	19MQL110L	
E930454031290M1	03098632	HSK-A63	12,0 0.472	90,0 3.543	64,0 2.520	44,0 1.732	54,0 2.126	M10x1	1,0 2.200	E930454031290M	20E9304	19MQL112S	
E9304540312120M1	03098633	HSK-A63	12,0 0.472	120,0 4.724	94,0 3.701	74,0 2.913	84,0 3.307	M10x1	1,2 2.650	E9304540312120M	20E9304	19MQL112L	
E9304540312160M1	03098634	HSK-A63	12,0 0.472	160,0 6.299	134,0 5.276	114,0 4.488	124,0 4.882	M10x1	1,4 3.090	E9304540312160M	20E9304	19MQL112L	
E930454031490M1	03098635	HSK-A63	14,0 0.551	90,0 3.543	64,0 2.520	44,0 1.732	54,0 2.126	M10x1	1,0 2.200	E930454031490M	20E9304	19MQL114S	
E9304540314120M1	03098636	HSK-A63	14,0 0.551	120,0 4.724	94,0 3.701	74,0 2.913	84,0 3.307	M10x1	1,0 2.200	E9304540314120M	20E9304	19MQL114L	
E930454031695M1	03098637	HSK-A63	16,0 0.630	95,0 3.740	69,0 2.717	46,0 1.811	56,0 2.205	M10x1	1,1 2.430	E930454031695M	20E9304	19MQL116S	
E9304540316120M1	03098638	HSK-A63	16,0 0.630	120,0 4.724	94,0 3.701	71,0 2.795	81,0 3.189	M10x1	1,2 2.650	E9304540316120M	20E9304	19MQL116L	
E9304540316160M1	03098639	HSK-A63	16,0 0.630	160,0 6.299	134,0 5.276	111,0 4.370	121,0 4.764	M10x1	1,5 3.310	E9304540316160M	20E9304	19MQL116L	
E930454031895M1	03098640	HSK-A63	18,0 0.709	95,0 3.740	69,0 2.717	46,0 1.811	56,0 2.205	M10x1	1,2 2.650	E930454031895M	20E9304	19MQL118S	
E9304540318120M1	03098641	HSK-A63	18,0 0.709	120,0 4.724	94,0 3.701	71,0 2.795	81,0 3.189	M10x1	1,0 2.200	E9304540318120M	20E9304	19MQL118L	
E9304540320100M1	03098642	HSK-A63	20,0 0.787	100,0 3.937	74,0 2.913	49,0 1.929	59,0 2.323	M10x1	1,3 2.870	E9304540320100M	20E9304	19MQL120S	
E9304540320120M1	03098643	HSK-A63	20,0 0.787	120,0 4.724	94,0 3.701	69,0 2.717	79,0 3.110	M10x1	1,4 3.090	E9304540320120M	20E9304	19MQL120L	

Designation	Item number	CTMS	DCBN-DCBX	LPR	LB	LFN	LF	TDZ	Weight	Tool holders	Coolant tube MQL1	Stop screw MQL1
			mm Inch	mm Inch	mm Inch	mm Inch	mm Inch					
E9304540320160M1	03098644	HSK-A63	20,0 0.787	160,0 6.299	134,0 5.276	109,0 4.291	119,0 4.685	M10x1	1,9 4.190	E9304540320160M	20E9304	19MQL120L
E9304540325115M1	03098645	HSK-A63	25,0 0.984	115,0 4.528	89,0 3.504	58,0 2.283	68,0 2.677	M10x1	1,8 3.970	E9304540325115M	20E9304	19MQL125S
E9304540325160M1	03098646	HSK-A63	25,0 0.984	160,0 6.299	134,0 5.276	103,0 4.055	113,0 4.449	M10x1	2,6 5.730	E9304540325160M	20E9304	19MQL125L
E9304540332120M1	03098647	HSK-A63	32,0 1.260	120,0 4.724	94,0 3.701	59,0 2.323	69,0 2.717	M10x1	1,7 3.750	E9304540332120M	20E9304	19MQL132S
E930654030685M1	03099158	HSK-A100	6,0 0.236	85,0 3.346	56,0 2.205	49,0 1.929	59,0 2.323	M5x0.8	2,3 5.070	E930654030685M	20E9306M1	19MQL106S
E9306540306120M1	03099159	HSK-A100	6,0 0.236	120,0 4.724	91,0 3.583	84,0 3.307	94,0 3.701	M5x0.8	2,5 5.510	E9306540306120M	20E9306M1	19MQL106L
E9306540306160M1	03099160	HSK-A100	6,0 0.236	160,0 6.299	131,0 5.157	124,0 4.882	134,0 5.276	M5x0.8	2,6 5.730	E9306540306160M	20E9306M1	19MQL106L
E930654030885M1	03099161	HSK-A100	8,0 0.315	85,0 3.346	56,0 2.205	49,0 1.929	59,0 2.323	M6x1	2,6 5.730	E930654030885M	20E9306M1	19MQL108S
E9306540308120M1	03099162	HSK-A100	8,0 0.315	120,0 4.724	91,0 3.583	84,0 3.307	94,0 3.701	M6x1	2,5 5.510	E9306540308120M	20E9306M1	19MQL108L
E9306540308160M1	03099163	HSK-A100	8,0 0.315	160,0 6.299	131,0 5.157	124,0 4.882	134,0 5.276	M6x1	2,8 6.170	E9306540308160M	20E9306M1	19MQL108L
E930654031090M1	03099164	HSK-A100	10,0 0.394	90,0 3.543	61,0 2.402	49,0 1.929	59,0 2.323	M8x1	2,3 5.070	E930654031090M	20E9306M1	19MQL110S
E9306540310120M1	03099165	HSK-A100	10,0 0.394	120,0 4.724	91,0 3.583	79,0 3.110	89,0 3.504	M8x1	2,7 5.950	E9306540310120M	20E9306M1	19MQL110L
E9306540310160M1	03099166	HSK-A100	10,0 0.394	160,0 6.299	131,0 5.157	119,0 4.685	129,0 5.079	M8x1	2,8 6.170	E9306540310160M	20E9306M1	19MQL110L
E930654031295M1	03099167	HSK-A100	12,0 0.472	95,0 3.740	66,0 2.598	49,0 1.929	59,0 2.323	M10x1	2,6 5.730	E930654031295M	20E9306M1	19MQL112S
E9306540312120M1	03099168	HSK-A100	12,0 0.472	120,0 4.724	91,0 3.583	74,0 2.913	84,0 3.307	M10x1	2,6 5.730	E9306540312120M	20E9306M1	19MQL112L
E9306540312160M1	03099169	HSK-A100	12,0 0.472	160,0 6.299	131,0 5.157	114,0 4.488	124,0 4.882	M10x1	2,7 5.950	E9306540312160M	20E9306M1	19MQL112L
E930654031495M1	03099170	HSK-A100	14,0 0.551	95,0 3.740	66,0 2.598	49,0 1.929	59,0 2.323	M10x1	2,5 5.510	E930654031495M	20E9306M1	19MQL114S
E9306540316100M1	03099171	HSK-A100	16,0 0.630	100,0 3.937	71,0 2.795	51,0 2.008	61,0 2.402	M10x1	2,4 5.290	E9306540316100M	20E9306M1	19MQL116S
E9306540316130M1	03099172	HSK-A100	16,0 0.630	130,0 5.118	101,0 3.976	81,0 3.189	91,0 3.583	M10x1	2,8 6.170	E9306540316130M	20E9306M1	19MQL116L
E9306540316160M1	03099173	HSK-A100	16,0 0.630	160,0 6.299	131,0 5.157	111,0 4.370	121,0 4.764	M10x1	3,0 6.610	E9306540316160M	20E9306M1	19MQL116L
E9306540318100M1	03099174	HSK-A100	18,0 0.709	100,0 3.937	71,0 2.795	51,0 2.008	61,0 2.402	M10x1	2,6 5.730	E9306540318100M	20E9306M1	19MQL118S
E9306540320105M1	03099175	HSK-A100	20,0 0.787	105,0 4.134	76,0 2.992	54,0 2.126	64,0 2.520	M10x1	2,6 5.730	E9306540320105M	20E9306M1	19MQL120S
E9306540320130M1	03099176	HSK-A100	20,0 0.787	130,0 5.118	101,0 3.976	79,0 3.110	89,0 3.504	M10x1	2,9 6.390	E9306540320130M	20E9306M1	19MQL120L
E9306540320160M1	03099177	HSK-A100	20,0 0.787	160,0 6.299	131,0 5.157	109,0 4.291	119,0 4.685	M10x1	3,2 7.050	E9306540320160M	20E9306M1	19MQL120L
E9306540325115M1	03099178	HSK-A100	25,0 0.984	115,0 4.528	86,0 3.386	58,0 2.283	68,0 2.677	M10x1	3,3 7.280	E9306540325115M	20E9306M1	19MQL125S
E9306540325160M1	03099179	HSK-A100	25,0 0.984	160,0 6.299	131,0 5.157	103,0 4.055	113,0 4.449	M10x1	4,0 8.820	E9306540325160M	20E9306M1	19MQL125L
E9306540332120M1	03099180	HSK-A100	32,0 1.260	120,0 4.724	91,0 3.583	59,0 2.323	69,0 2.717	M10x1	3,0 6.610	E9306540332120M	20E9306M1	19MQL132S

Guide
HSK-A
HSK-E
DIN
BT JIS
CAT
Combimaster
Graflex
Seco-Capto™
Others
Operating & setting accessories
Shrinkfit

SFR 5600 – Shrinkfit holders, reinforced – Metric / Inch

HSK-A/ ISO12164-1-HSK-A




- Run-out ≤3 µm
- With coolant supply channels towards the tool (plugged)
- Delivered with one stop screw
- * Holder without thread for a stop screw.
- ** Holder without threaded holes for balancing screw
- For HSK sealing plugs, coolant tubes and tube spanners, see page(s) 376
- For ISO attribute explanation, see page 12

Spare parts:
1 = Stop screw
2 = Sealing plugs



Designation	Item number	CTMS	DCBN-DCBX	LPR	LB	LB1	CBDP	LSC	BD1	BD2	BD3	OAL	LFN	LF	RL	TDZ	BHTA°	*	**	RFID hole	Balancing	Weight
				mm	mm	mm	mm	mm	mm	mm	mm	mm	mm	mm	mm	mm	mm	mm	mm			
E930456000670	02845449	HSK-A63	6,0	70,0	44,0	-	37,5	22,0	24,0	32,2	-	102,0	34,0	48,0	12,0	M5x0,8	4,5	*		1	G2.5	0,85 1,870
E9304560006130	02845469	HSK-A63	6,0	130,0	104,0	52,0	37,5	22,0	24,0	32,2	52,5	162,0	94,0	108,0	12,0	M5x0,8	4,5			1	G2.5	1,55 3,420
E9304560006160	02845477	HSK-A63	6,0	160,0	134,0	52,0	37,5	22,0	24,0	32,2	52,5	192,0	124,0	138,0	12,0	M5x0,8	4,5			1	G2.5	1,9 4,190
E930456000870	02845450	HSK-A63	8,0	70,0	44,0	-	37,5	26,0	24,0	32,2	-	102,0	34,0	44,0	12,0	M6x1	4,5	*		1	G2.5	0,85 1,870
E9304560008130	02845470	HSK-A63	8,0	130,0	104,0	52,0	37,5	26,0	24,0	32,2	52,5	162,0	94,0	104,0	12,0	M6x1	4,5			1	G2.5	1,55 3,420
E930456001070	02845451	HSK-A63	10,0	70,0	44,0	-	42,5	31,0	27,0	35,2	-	102,0	29,0	39,0	13,5	M8x1	4,5	*		1	G2.5	0,85 1,870
E9304560010130	02845471	HSK-A63	10,0	130,0	104,0	52,0	42,5	31,0	27,0	35,2	52,5	162,0	89,0	99,0	13,5	M8x1	4,5			1	G2.5	1,6 3,530
E9304560010160	02845479	HSK-A63	10,0	160,0	134,0	52,0	42,5	31,0	27,0	35,2	52,5	192,0	119,0	129,0	13,5	M8x1	4,5			1	G2.5	1,95 4,300
E930456001270	02845452	HSK-A63	12,0	70,0	44,0	-	46,0	34,0	27,0	35,2	-	102,0	24,0	36,0	13,5	M10x1	4,5	*		1	G2.5	0,85 1,870
E9304560012130	02845472	HSK-A63	12,0	130,0	104,0	52,0	47,5	34,0	27,0	35,2	52,5	162,0	84,0	96,0	13,5	M10x1	4,5			1	G2.5	1,6 3,530
E9304560012160	02845480	HSK-A63	12,0	160,0	134,0	52,0	47,5	34,0	27,0	35,2	52,5	192,0	114,0	126,0	13,5	M10x1	4,5			1	G2.5	1,95 4,300
E930456001675	02845453	HSK-A63	16,0	75,0	49,0	-	50,5	39,0	33,0	42,1	-	107,0	26,0	36,0	17,0	M12x1	4,5	*		1	G2.5	1,0 2,200
E9304560016130	02845473	HSK-A63	16,0	130,0	104,0	58,0	50,5	39,0	33,0	42,1	52,5	162,0	81,0	91,0	17,0	M12x1	4,5			1	G2.5	1,7 3,750
E930456002075	02845454	HSK-A63	20,0	75,0	49,0	-	50,5	41,0	44,0	53,1	-	107,0	24,0	34,0	21,5	M16x1	4,5	*		1	G2.5	1,19 2,620
E9304560020130	02845474	HSK-A63	20,0	130,0	104,0	58,0	52,5	41,0	44,0	53,1	52,5	162,0	79,0	89,0	21,5	M16x1	4,5			1	G2.5	2,12 4,670
E930456002585	02845456	HSK-A63	25,0	85,0	59,0	-	58,5	47,0	48,0	57,1	52,5	117,0	28,0	38,0	25,0	M16x1	4,5	*	**	1	G2.5	1,41 3,110
E930456003285	02845457	HSK-A63	32,0	85,0	59,0	-	61,0	51,0	48,0	57,1	52,5	117,0	24,0	34,0	25,0	M16x1	4,5	*	**	1	G2.5	1,25 2,760
E9306560006160	02845493	HSK-A100	6,0	160,0	131,0	52,0	37,5	22,0	24,0	32,2	87,5	210,0	124,0	138,0	12,0	M5x0,8	4,5			1	G2.5	4,45 9,810
E9306560008160	02845494	HSK-A100	8,0	160,0	131,0	52,0	37,5	26,0	24,0	32,2	87,5	210,0	124,0	134,0	12,0	M6x1	4,5			1	G2.5	4,45 9,810
E930656001090	02845486	HSK-A100	10,0	90,0	61,0	-	42,5	31,0	27,0	35,2	-	140,0	49,0	59,0	13,5	M8x1	4,5			1	G2.5	2,35 5,180

Designation	Item number	CTMS	DCBN-DCBX													RFID hole	Balancing	Weight		
			LPR	LB	LB1	CBDP	LSC	BD1	BD2	BD3	OAL	LFN	LF	RL	TDZ				BHTA*	*
E9306560010160	02845495	HSK-A100	10,0 <i>0.394</i>	160,0 <i>6.299</i>	131,0 <i>5.157</i>	52,0 <i>2.047</i>	42,5 <i>1.673</i>	31,0 <i>1.220</i>	27,0 <i>1.063</i>	35,2 <i>1.385</i>	87,5 <i>3.445</i>	210,0 <i>8.268</i>	119,0 <i>4.685</i>	129,0 <i>5.079</i>	13,5 <i>0.531</i>	M8x1	4,5	1	G2.5	4,55 <i>10.030</i>
E930656001295	02845487	HSK-A100	12,0 <i>0.472</i>	95,0 <i>3.740</i>	66,0 <i>2.598</i>	-	47,5 <i>1.870</i>	34,0 <i>1.339</i>	27,0 <i>1.063</i>	35,2 <i>1.385</i>	-	145,0 <i>5.709</i>	49,0 <i>1.929</i>	61,0 <i>2.402</i>	13,5 <i>0.531</i>	M10x1	4,5	1	G2.5	2,4 <i>5.290</i>
E9306560012160	02845496	HSK-A100	12,0 <i>0.472</i>	160,0 <i>6.299</i>	131,0 <i>5.157</i>	58,0 <i>2.283</i>	47,5 <i>1.870</i>	34,0 <i>1.339</i>	27,0 <i>1.063</i>	35,2 <i>1.385</i>	87,5 <i>3.445</i>	210,0 <i>8.268</i>	114,0 <i>4.488</i>	126,0 <i>4.961</i>	13,5 <i>0.531</i>	M10x1	4,5	1	G2.5	4,5 <i>9.920</i>
E9306560016100	02845488	HSK-A100	16,0 <i>0.630</i>	100,0 <i>3.937</i>	71,0 <i>2.795</i>	71,0 <i>2.795</i>	50,5 <i>1.988</i>	39,0 <i>1.535</i>	33,0 <i>1.299</i>	42,1 <i>1.659</i>	-	150,0 <i>5.906</i>	51,0 <i>2.008</i>	61,0 <i>2.402</i>	17,0 <i>0.669</i>	M12x1	4,5	1	G2.5	2,55 <i>5.620</i>
E9306560016160	02845497	HSK-A100	16,0 <i>0.630</i>	160,0 <i>6.299</i>	131,0 <i>5.157</i>	58,0 <i>2.283</i>	50,5 <i>1.988</i>	39,0 <i>1.535</i>	33,0 <i>1.299</i>	42,1 <i>1.659</i>	87,5 <i>3.445</i>	210,0 <i>8.268</i>	111,0 <i>4.370</i>	121,0 <i>4.764</i>	17,0 <i>0.669</i>	M12x1	4,5	1	G2.5	4,65 <i>10.250</i>
E9306560016200	02845507	HSK-A100	16,0 <i>0.630</i>	200,0 <i>7.874</i>	171,0 <i>6.732</i>	58,0 <i>2.283</i>	50,5 <i>1.988</i>	39,0 <i>1.535</i>	33,0 <i>1.299</i>	42,1 <i>1.659</i>	87,5 <i>3.445</i>	250,0 <i>9.843</i>	151,0 <i>5.945</i>	161,0 <i>6.339</i>	17,0 <i>0.669</i>	M12x1	4,5	1	G2.5	5,7 <i>12.570</i>
E9306560020105	02845489	HSK-A100	20,0 <i>0.787</i>	105,0 <i>4.134</i>	76,0 <i>2.992</i>	-	52,5 <i>2.067</i>	41,0 <i>1.614</i>	44,0 <i>1.732</i>	53,1 <i>2.092</i>	-	155,0 <i>6.102</i>	54,0 <i>2.126</i>	64,0 <i>2.520</i>	21,5 <i>0.846</i>	M16x1	4,5	1	G2.5	3,01 <i>6.640</i>
E9306560020160	02845498	HSK-A100	20,0 <i>0.787</i>	160,0 <i>6.299</i>	131,0 <i>5.157</i>	131,0 <i>5.157</i>	52,5 <i>2.067</i>	41,0 <i>1.614</i>	44,0 <i>1.732</i>	53,1 <i>2.092</i>	87,5 <i>3.445</i>	210,0 <i>8.268</i>	109,0 <i>4.291</i>	119,0 <i>4.685</i>	21,5 <i>0.846</i>	M16x1	4,5	1	G2.5	5,12 <i>11.290</i>
E9306560020200	02845508	HSK-A100	20,0 <i>0.787</i>	200,0 <i>7.874</i>	171,0 <i>6.732</i>	171,0 <i>6.732</i>	52,5 <i>2.067</i>	41,0 <i>1.614</i>	44,0 <i>1.732</i>	53,1 <i>2.092</i>	87,5 <i>3.445</i>	250,0 <i>9.843</i>	149,0 <i>5.866</i>	159,0 <i>6.260</i>	21,5 <i>0.846</i>	M16x1	4,5	1	G2.5	6,32 <i>13.930</i>
E9306560025115	02845490	HSK-A100	25,0 <i>0.984</i>	115,0 <i>4.528</i>	86,0 <i>3.386</i>	-	58,5 <i>2.303</i>	47,0 <i>1.850</i>	48,0 <i>1.890</i>	57,1 <i>2.249</i>	87,5 <i>3.445</i>	165,0 <i>6.496</i>	58,0 <i>2.283</i>	68,0 <i>2.677</i>	25,0 <i>0.984</i>	M16x1	4,5	1	G2.5	3,93 <i>8.660</i>
E9306560025160	02845499	HSK-A100	25,0 <i>0.984</i>	160,0 <i>6.299</i>	131,0 <i>5.157</i>	161,0 <i>6.339</i>	58,5 <i>2.303</i>	47,0 <i>1.850</i>	48,0 <i>1.890</i>	57,1 <i>2.249</i>	87,5 <i>3.445</i>	210,0 <i>8.268</i>	103,0 <i>4.055</i>	113,0 <i>4.449</i>	25,0 <i>0.984</i>	M16x1	4,5	1	G2.5	5,37 <i>11.840</i>
E9306560025200	02845509	HSK-A100	25,0 <i>0.984</i>	200,0 <i>7.874</i>	171,0 <i>6.732</i>	58,0 <i>2.283</i>	58,5 <i>2.303</i>	47,0 <i>1.850</i>	48,0 <i>1.890</i>	57,1 <i>2.249</i>	87,5 <i>3.445</i>	250,0 <i>9.843</i>	143,0 <i>5.630</i>	153,0 <i>6.024</i>	25,0 <i>0.984</i>	M16x1	4,5	1	G2.5	6,67 <i>14.700</i>
E9306560032115	02845491	HSK-A100	32,0 <i>1.260</i>	115,0 <i>4.528</i>	86,0 <i>3.386</i>	-	62,5 <i>2.461</i>	51,0 <i>2.008</i>	48,0 <i>1.890</i>	57,1 <i>2.249</i>	87,5 <i>3.445</i>	165,0 <i>6.496</i>	54,0 <i>2.126</i>	64,0 <i>2.520</i>	25,0 <i>0.984</i>	M16x1	4,5	1	G2.5	3,75 <i>8.270</i>
E9306560032160	02845500	HSK-A100	32,0 <i>1.260</i>	160,0 <i>6.299</i>	131,0 <i>5.157</i>	58,0 <i>2.283</i>	62,5 <i>2.461</i>	51,0 <i>2.008</i>	48,0 <i>1.890</i>	57,1 <i>2.249</i>	87,5 <i>3.445</i>	210,0 <i>8.268</i>	99,0 <i>3.898</i>	109,0 <i>4.291</i>	25,0 <i>0.984</i>	M16x1	4,5	1	G2.5	5,2 <i>11.460</i>

Accessories

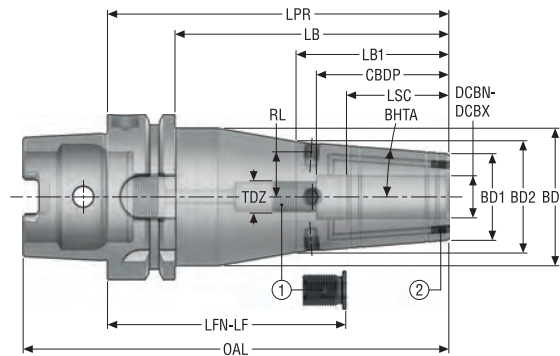
For	Balancing screws
	
All	90ZQ01

Spare Parts

For DCBN-DCBX	Sealing plugs	Stop screw
		
6/ 0.236	90AI03	19BDR05165
8/ 0.315	90AI03	19BDR06165
10/ 0.394	90AI03	19BDR08165
12/ 0.472	90AI03	19BDR10165
16/ 0.630	90AI03	19BDR12165
20/ 0.787-32/ 1.260	90AI04	19BDR16165

SFR 5600 – Shrinkfit holders, reinforced – Inch

HSK-A/ ISO 12164-1-A



- Run-out $\leq 3 \mu\text{m}$
- With coolant supply channels towards the tool (plugged)
- Delivered with one stop screw
- For HSK sealing plugs, coolant tubes and tube spanners, see page(s) 376
- For ISO attribute explanation, see page 12

Spare parts:
1 = Stop screw
2 = Sealing plugs

Designation	Item number	CTMS	DCBN-DCBX	LPR	LB	LB1	CDBP	LSC	BD1	BD2	BD3	OAL	LFN	LF	RL	TDZ	BHTA°	RFID hole	Balancing	Weight
			<i>Inch</i>	<i>Inch</i>	<i>Inch</i>	<i>Inch</i>	<i>Inch</i>	<i>Inch</i>	<i>Inch</i>	<i>Inch</i>	<i>Inch</i>	<i>Inch</i>	<i>Inch</i>	<i>Inch</i>	<i>Inch</i>					<i>lbs</i>
E93045600050275	02904841	HSK-A63	0.500	2.750	1.726	-	1.811	1.339	1.063	1.385	-	4.010	0.939	1.411	0.531	M10x1	4,5	1	G2.5	1.980
E93045600062300	02904842	HSK-A63	0.625	3.000	1.976	-	1.988	1.535	1.299	1.659	-	4.260	1.071	1.465	0.669	M12x1	4,5	1	G2.5	2.200
E93045600075300	02904843	HSK-A63	0.750	3.000	1.976	-	1.988	1.614	1.732	2.092	-	4.260	0.992	1.386	0.846	M16x1	4,5	1	G2.5	2.870
E93065600075412	02904844	HSK-A100	0.750	4.125	2.983	-	2.067	1.614	1.732	2.092	-	6.094	2.117	2.511	0.846	M16x1	4,5	1	G2.5	6.830
E93065600100450	02904845	HSK-A100	1.000	4.500	3.358	2.283	2.303	1.850	1.890	2.249	3.445	6.469	2.256	2.650	0.984	M16x1	4,5	1	G2.5	8.600
E93065600125450	02904846	HSK-A100	1.250	4.500	3.358	2.283	2.461	2.008	1.890	2.249	3.445	6.469	2.098	2.492	0.984	M16x1	4,5	1	G2.5	8.160

Accessories

For	Balancing screws
All	90ZQ01

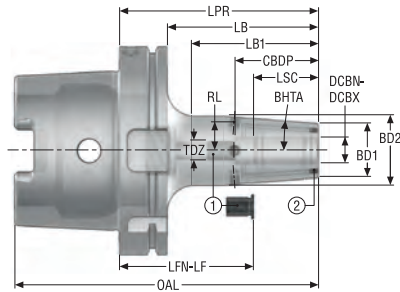
Spare Parts

For DCBN-DCBX	Sealing plugs	Stop screw
0.500	90AI03	19BDR10165
0.625	90AI03	19BDR12165
0.750-1.250	90AI04	19BDR16165

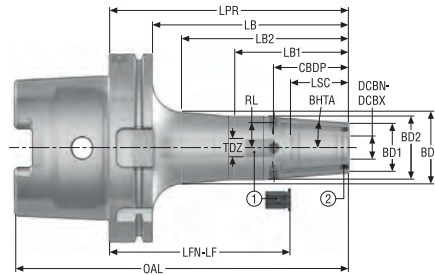
HSK-A/ ISO12164-1-HSK-A

SFR 5600 – Shrinkfit holders, reinforced – Metric / Inch

Design 1



Design 2



Spare parts:
1 = Stop screw
2 = Sealing plugs

- Run-out $\leq 3 \mu\text{m}$
- With coolant supply channels towards the tool (plugged)
- Delivered with one stop screw
- For HSK sealing plugs, coolant tubes and tube spanners, see page(s) 376
- BHTA=4,5°
- For ISO attribute explanation, see page 12

Designation	Item number	CTMS	DCBN-DCBX	LPR	LB	LB1	LB2	CBDP	LSC	BD1	BD2	BD3	OAL	LFN	LF	TDZ	BHTA°	Design	RFID hole	Balancing	Weight
			mm Inch	mm Inch	mm Inch	mm Inch	mm Inch	mm Inch	mm Inch	mm Inch	mm Inch	mm Inch	mm Inch	mm Inch	mm Inch						kg lbs
HSKA125-SFR16-120-F6	03252951	HSK-A125	16,0 0.630	120,0 4.724	91,0 3.583	75,0 2.953	-	50,5 1.988	39,0 1.535	33,0 1.299	42,0 1.654	-	183,0 7.205	71,0 2.795	81,0 3.189	M12x1	4,5	1	1	PB	4,1 9.040
HSKA125-SFR16-160-F6	03252952	HSK-A125	16,0 0.630	160,0 6.299	131,0 5.157	75,0 2.953	112,74 4.439	50,5 1.988	39,0 1.535	33,0 1.299	42,0 1.654	47,84 1.883	223,0 8.780	111,0 4.370	121,0 4.764	M12x1	4,5	2	1	PB	4,6 10.140
HSKA125-SFR16-200-F6	03252953	HSK-A125	16,0 0.630	200,0 7.874	171,0 6.732	75,0 2.953	152,74 6.013	50,5 1.988	39,0 1.535	33,0 1.299	42,0 1.654	54,84 2.159	263,0 10.354	151,0 5.945	161,0 6.339	M12x1	4,5	2	1	PB	5,3 11.680
HSKA125-SFR20-120-F6	03252954	HSK-A125	20,0 0.787	120,0 4.724	91,0 3.583	80,0 3.150	-	52,5 2.067	41,0 1.614	44,0 1.732	53,0 2.087	-	183,0 7.205	69,0 2.717	79,0 3.110	M16x1	4,5	1	1	PB	4,5 9.920
HSKA125-SFR20-160-F6	03252955	HSK-A125	20,0 0.787	160,0 6.299	131,0 5.157	80,0 3.150	112,74 4.439	52,5 2.067	41,0 1.614	44,0 1.732	53,0 2.087	57,97 2.282	223,0 8.780	109,0 4.291	119,0 4.685	M16x1	4,5	2	1	PB	5,4 11.900
HSKA125-SFR20-200-F6	03252956	HSK-A125	20,0 0.787	200,0 7.874	171,0 6.732	80,0 3.150	152,74 6.013	52,5 2.067	41,0 1.614	44,0 1.732	53,0 2.087	64,96 2.557	263,0 10.354	149,0 5.866	159,0 6.260	M16x1	4,5	2	1	PB	6,3 13.890
HSKA125-SFR25-120-F6	03252957	HSK-A125	25,0 0.984	120,0 4.724	91,0 3.583	85,0 3.346	-	58,5 2.303	47,0 1.850	48,0 1.890	57,0 2.244	-	183,0 7.205	63,0 2.480	73,0 2.874	M16x1	4,5	1	1	PB	4,6 10.140

Accessories

For	Balancing screws
All	90ZQ01

Spare Parts

For DCBN-DCBX	Sealing plugs	Stop screw
16/ 0.630	90AI03	19BDR12165
20/ 0.787-25/ 0.984	90AI04	19BDR16165

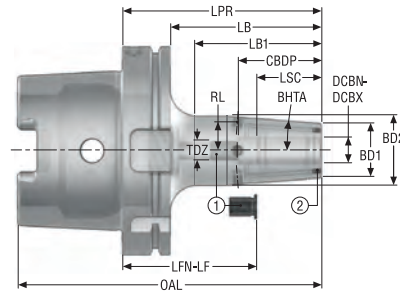
Guide
HSK-A
HSK-E
DIN
BT JIS
CAT
Combimaster
Graflex
Seco-Capto™
Others
Operating & setting accessories
Shrinkfit

SFR 5600 – Shrinkfit holders, reinforced – Inch

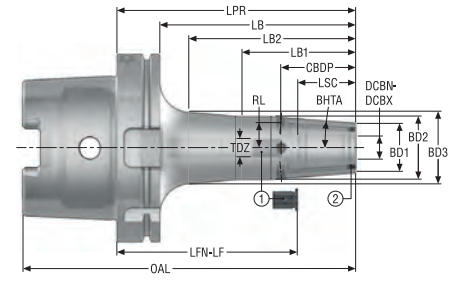
HSK-A/ ISO12164-1-HSK-A



Design 1



Design 2



- Run-out $\leq 3 \mu\text{m}$
- With coolant supply channels towards the tool (plugged)
- Delivered with one stop screw
- For HSK sealing plugs, coolant tubes and tube spanners, see page(s) 376
- BHTA=4,5°
- For ISO attribute explanation, see page 12

Spare parts:
1 = Stop screw
2 = Sealing plugs

Designation	Item number	CTMS	DCBN-DCBX	LPR	LB	LB1	LB2	CBDP	LSC	BD1	BD2	BD3	OAL	LFN	LF	TDZ	BHTA°	Design	RFID hole	Balancing	Weight
			<i>Inch</i>	<i>Inch</i>	<i>Inch</i>	<i>Inch</i>	<i>Inch</i>	<i>Inch</i>	<i>Inch</i>	<i>Inch</i>	<i>Inch</i>	<i>Inch</i>	<i>Inch</i>	<i>Inch</i>	<i>Inch</i>	<i>Inch</i>					<i>lbs</i>
HSKA125-SFR0.625-4.000	03229695	HSK-A125	0.750	4.000	2.858	-	-	1.988	1.535	1.299	1.659	-	6.480	2.071	2.465	M12x1	4,5	1	1	PB	8.600
HSKA125-SFR0.625-6.250-F6	03252958	HSK-A125	0.750	6.250	5.108	2.953	4.389	1.988	1.535	1.299	1.654	1.875	8.730	4.321	4.715	M12x1	4,5	2	2	PB	10.360
HSKA125-SFR0.750-4.000	03229697	HSK-A125	0.750	4.000	2.858	-	-	2.067	1.614	1.732	2.092	-	6.480	1.992	2.386	M16x1	4,5	1	1	PB	9.920
HSKA125-SFR0.750-6.250-F6	03252959	HSK-A125	0.750	6.250	5.108	3.150	4.389	2.067	1.614	1.732	2.087	2.274	8.730	4.242	4.636	M16x1	4,5	2	2	PB	11.900
HSKA125-SFR1.000-4.500	03229699	HSK-A125	1.000	4.500	3.358	2.283	-	2.303	1.850	1.890	2.249	4.350	6.980	2.256	2.650	M16x1	4,5	1	1	PB	12.570
HSKA125-SFR1.000-6.250-F6	03252960	HSK-A125	1.000	6.250	5.108	3.346	4.389	2.303	1.850	1.890	2.244	2.396	8.730	4.006	4.400	M16x1	4,5	2	2	PB	12.350
HSKA125-SFR1.250-4.750-F6	03252961	HSK-A125	1.250	4.750	3.608	3.346	-	2.461	2.008	1.890	2.244	-	7.230	2.348	2.742	M16x1	4,5	1	1	PB	10.140

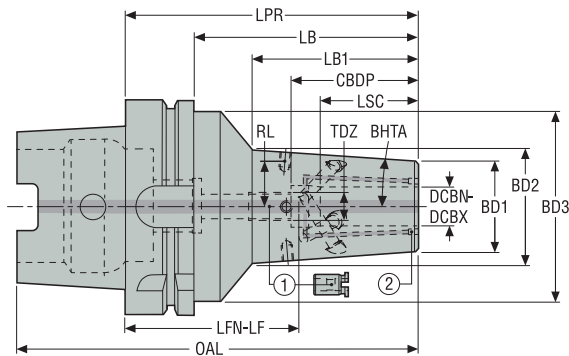
Accessories

For	Balancing screws
All	90ZQ01

Spare Parts

For DCBN-DCBX	Sealing plugs	Stop screw
...-SFR0.625	90AI04	19BDR12165
...-SFR0.750 - ...-SFR1.250	90AI04	19BDR16165

HSK-A/ ISO12164-1-HSK-A SFR 5600P Safe-Lock™ – Shrinkfit holders, reinforced and with tool pull-out protection – Metric / Inch



Spare parts:
1 = Stop screw
2 = Sealing plugs

- Run-out ≤3 µm
- With coolant supply channels towards the tool (plugged)
- Delivered with one stop screw installed
- * Holder without thread for a stop screw
- ** Holder without threaded holes for balancing screw
- For HSK sealing plugs, coolant tubes and tube spanners, see page(s) 376
- For ISO attribute explanation, see page 12

Designation	Item number	CTMS	DCBN-DCBX	LPR	LB	LB1	CBDP	LSC	BD1	BD2	BD3	OAL	LFN	LF	RL	TDZ	BHTA°	*	**	RFID hole	Balancing	Weight
			mm Inch	mm Inch	mm Inch	mm Inch	mm Inch	mm Inch	mm Inch	mm Inch	mm Inch	mm Inch	mm Inch	mm Inch	mm Inch							kg lbs
E930456001270P	02881458	HSK-A63	12,0 0.472	70,0 2.756	44,0 1.732	-	46,0 1.811	34,0 1.339	27,0 1.063	33,9 1.335	-	102,0 4.016	-	-	13,5 0.531	-	4,5	*		1	G2.5	0,85 1.870
E930456001675P	02881459	HSK-A63	16,0 0.630	75,0 2.953	49,0 1.929	-	50,5 1.988	39,0 1.535	33,0 1.299	40,8 1.606	-	107,0 4.213	-	-	17,0 0.669	-	4,5	*		1	G2.5	1,0 2.200
E930456002075P	02881460	HSK-A63	20,0 0.787	75,0 2.953	49,0 1.929	-	50,5 1.988	41,0 1.614	44,0 1.732	51,7 2.035	-	107,0 4.213	-	-	21,5 0.846	-	4,5	*		1	G2.5	1,19 2.620
E930456002585P	02881461	HSK-A63	25,0 0.984	85,0 3.346	59,0 2.323	-	58,5 2.303	47,0 1.850	48,0 1.890	56,5 2.224	-	117,0 4.606	-	-	-	-	4,5	*	**	1	G2.5	1,41 3.110
E930656001295P	02881462	HSK-A100	12,0 0.472	95,0 3.740	66,0 2.598	66,0 2.598	47,5 1.870	34,0 1.339	27,0 1.063	37,4 1.472	-	145,0 5.709	49,0 1.929	57,5 2.264	13,5 0.531	M10x1	4,5			1	G2.5	2,4 5.290
E9306560016100P	02881463	HSK-A100	16,0 0.630	100,0 3.937	71,0 2.795	-	50,5 1.988	39,0 1.535	33,0 1.299	44,2 1.740	-	150,0 5.906	51,0 2.008	59,0 2.323	17,0 0.669	-	4,5			1	G2.5	2,6 5.730
E9306560020105P	02881464	HSK-A100	20,0 0.787	105,0 4.134	76,0 2.992	-	52,5 2.067	41,0 1.614	44,0 1.732	56,0 2.205	-	155,0 6.102	54,0 2.126	62,0 2.441	21,5 0.846	-	4,5			1	G2.5	3,1 6.830
E9306560025115P	02881465	HSK-A100	25,0 0.984	115,0 4.528	86,0 3.386	-	58,5 2.303	47,0 1.850	48,0 1.890	57,1 2.248	87,5 3.445	165,0 6.496	58,0 2.283	66,0 2.598	25,0 0.984	-	4,5			1	G2.5	3,9 8.600
E9306560032115P	02881466	HSK-A100	32,0 1.260	115,0 4.528	86,0 3.386	-	62,5 2.461	51,0 2.008	48,0 1.890	57,2 2.252	87,5 3.445	165,0 6.496	54,0 2.126	64,0 2.520	25,0 0.984	-	4,5			1	G2.5	3,7 8.160

Accessories

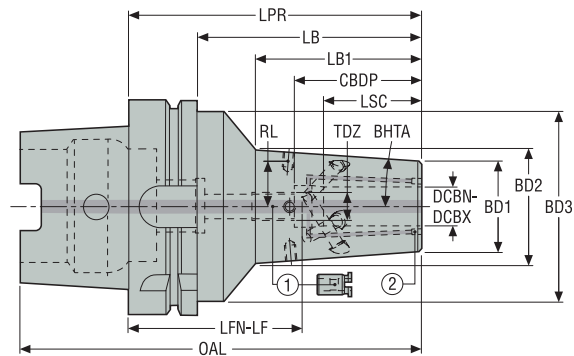
For	Balancing screws
All	90ZQ01

Spare Parts

For DCBN-DCBX	Sealing plugs	Stop screw
12/ 0.472-16/ 0.630	90AI03	-
20/ 0.787-32/ 1.260	90AI04	19BDR16165

SFR 5600P Safe-Lock™ – Shrinkfit holders, reinforced and with tool pull-out protection – Inch

HSK-A/ISO 12164-1-A



- Run-out $\leq 3 \mu\text{m}$
- With coolant supply channels towards the tool (plugged)
- Delivered with one stop screw installed
- * Holder without thread for a stop screw
- ** Holder without threaded holes for balancing screw
- For HSK sealing plugs, coolant tubes and tube spanners, see page(s) 376
- For ISO attribute explanation, see page 12

Spare parts:
1 = Stop screw
2 = Sealing plugs

Designation	Item number	CTMS	DCBN-DCBX	LPR	LB	LB1	CBDP	LSC	BD1	BD2	BD3	OAL	LFN	LF	RL	TDZ	BHTA°	*	**	RFID hole	Balancing	Weight
				<i>Inch</i>	<i>Inch</i>	<i>Inch</i>	<i>Inch</i>	<i>Inch</i>	<i>Inch</i>	<i>Inch</i>	<i>Inch</i>	<i>Inch</i>	<i>Inch</i>	<i>Inch</i>	<i>Inch</i>	<i>Inch</i>	<i>Inch</i>					<i>lbs</i>
E93045600050275P	02882313	HSK-A63	0.500	2.750	1.732	-	1.811	1.339	1.063	1.335	-	3.982	-	-	0.531	-	4,5	*		1	G2.5	1.870
E93045600062300P	02882314	HSK-A63	0.625	3.000	1.929	-	1.988	1.535	1.299	1.606	-	4.208	1.024	1.417	0.669	-	4,5	*		1	G2.5	2.200
E93045600075300P	02882315	HSK-A63	0.750	3.000	5.276	-	1.988	1.614	1.732	2.035	-	4.175	1.024	1.417	0.886	-	4,5	*		1	G2.5	2.620
E93065600075412P	02882321	HSK-A100	0.750	4.125	2.983	-	2.067	1.614	1.732	2.202	-	6.094	2.117	2.432	0.886	-	4,5	**		1	G2.5	6.610
E93065600100450P	02882322	HSK-A100	1.000	4.500	3.358	2.283	2.303	1.850	1.890	2.249	3.445	6.469	2.256	2.571	0.984	-	4,5			1	G2.5	8.380
E93065600125450P	02882323	HSK-A100	1.250	4.500	3.358	2.283	2.461	2.008	1.890	2.249	3.445	6.469	2.098	2.492	0.984	-	4,5			1	G2.5	7.940

Accessories

For Balancing screws

All 90ZQ01

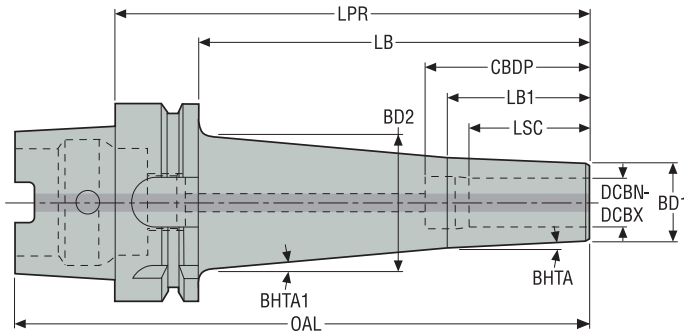
Spare Parts

For DCBN-DCBX Sealing plugs Stop screw

0.500-0.625	90AI03	-
0.750-1.250	90AI04	19BDR16165

HSK-A/ ISO12164-1-HSK-A

SFS 5801 – Shrinkfit holders, Mold and Die type – Metric / Inch



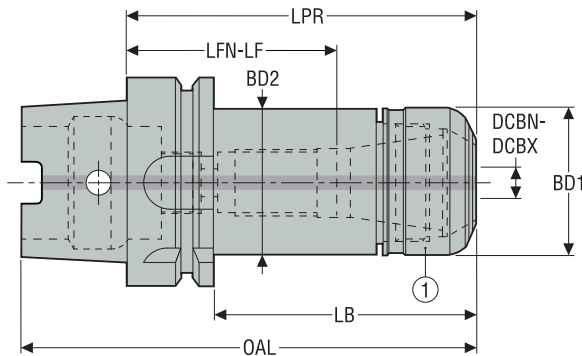
- Run-out ≤3 µm
- For Shrinkfit extensions, see page(s) 367-368
- For HSK sealing plugs, coolant tubes and tube spanners, see page(s) 376
- For ISO attribute explanation, see page 12

Designation	Item number	CTMS	DCBN-DCBX	LPR	LB	LB1	CBDP	LSC	BD1	BD2	OAL	BHTA°	BHTA1°	RFID hole	Balancing	Weight
			mm Inch	mm Inch	mm Inch	mm Inch	mm Inch	mm Inch	mm Inch	mm Inch	mm Inch	mm Inch	mm Inch			
E930258010370	00039384	HSK-A40	3,0 0.118	70,0 2.756	50,0 1.969	50,0 1.969	-	13,0 0.512	9,0 0.354	16,0 0.630	90,0 3.543	3,0	5,0	0	G2.5	0,23 0.510
E9302580103100	00047886	HSK-A40	3,0 0.118	100,0 3.937	80,0 3.150	25,0 0.984	-	13,0 0.512	9,0 0.354	21,2 0.836	120,0 4.724	3,0	5,0	0	G2.5	0,29 0.640
E930258010470	00039386	HSK-A40	4,0 0.157	70,0 2.756	50,0 1.969	25,0 0.984	-	15,0 0.591	10,0 0.394	17,0 0.669	90,0 3.543	3,0	5,0	0	G2.5	0,24 0.530
E930258010670	00039402	HSK-A40	6,0 0.236	70,0 2.756	50,0 1.969	50,0 1.969	40,0 1.575	26,0 1.024	12,0 0.472	18,5 0.728	90,0 3.543	3,0	5,0	0	G2.5	0,29 0.640
E9304580103100	00096470	HSK-A63	3,0 0.118	100,0 3.937	74,0 2.913	25,0 0.984	-	13,0 0.512	9,0 0.354	20,2 0.795	132,0 5.197	3,0	5,0	1	G2.5	0,71 1.570
E9304580103140	00096471	HSK-A63	3,0 0.118	140,0 5.512	114,0 4.488	25,0 0.984	-	13,0 0.512	9,0 0.354	27,2 1.071	172,0 6.772	3,0	5,0	1	G2.5	0,84 1.850
E9304580104100	00096472	HSK-A63	4,0 0.157	100,0 3.937	74,0 2.913	25,0 0.984	-	15,0 0.591	10,0 0.394	21,2 0.834	132,0 5.197	3,0	5,0	1	G2.5	0,72 1.590
E9304580104140	00096473	HSK-A63	4,0 0.157	140,0 5.512	114,0 4.488	25,0 0.984	-	15,0 0.591	10,0 0.394	28,2 1.110	172,0 6.772	3,0	5,0	1	G2.5	0,86 1.900
E9304580105100	00096474	HSK-A63	5,0 0.197	100,0 3.937	74,0 2.913	25,0 0.984	-	18,0 0.709	11,0 0.433	22,2 0.874	132,0 5.197	3,0	5,0	1	G2.5	0,73 1.610
E9304580105140	00096475	HSK-A63	5,0 0.197	140,0 5.512	114,0 4.488	25,0 0.984	-	18,0 0.709	11,0 0.433	29,2 1.149	172,0 6.772	3,0	5,0	1	G2.5	0,89 1.960
E9304580106100	00096476	HSK-A63	6,0 0.236	100,0 3.937	74,0 2.913	32,0 1.260	40,0 1.575	26,0 1.024	12,0 0.472	22,7 0.894	132,0 5.197	3,0	5,0	1	G2.5	0,74 1.630
E9304580106140	00096477	HSK-A63	6,0 0.236	140,0 5.512	114,0 4.488	32,0 1.260	40,0 1.575	26,0 1.024	12,0 0.472	29,7 1.169	172,0 6.772	3,0	5,0	1	G2.5	0,91 2.010
E9304580108100	00096478	HSK-A63	8,0 0.315	100,0 3.937	74,0 2.913	36,0 1.417	44,0 1.732	30,0 1.181	16,0 0.630	26,4 1.040	132,0 5.197	3,0	5,0	1	G2.5	0,8 1.760
E9304580108140	00096479	HSK-A63	8,0 0.315	140,0 5.512	114,0 4.488	36,0 1.417	44,0 1.732	30,0 1.181	16,0 0.630	33,4 1.316	172,0 6.772	3,0	5,0	1	G2.5	1,11 2.450
E9304580110120	00096480	HSK-A63	10,0 0.394	120,0 4.724	94,0 3.701	38,0 1.496	45,0 1.772	32,0 1.260	18,0 0.709	31,8 1.251	152,0 5.984	3,0	5,0	1	G2.5	0,94 2.070
E9304580110160	00096482	HSK-A63	10,0 0.394	160,0 6.299	134,0 5.276	38,0 1.496	45,0 1.772	32,0 1.260	18,0 0.709	38,8 1.527	192,0 7.559	3,0	5,0	1	G2.5	1,25 2.760
E9304580112130	00096764	HSK-A63	12,0 0.472	130,0 5.118	104,0 4.094	40,0 1.575	46,0 1.811	34,0 1.339	20,0 0.787	35,4 1.393	162,0 6.378	3,0	5,0	1	G2.5	1,05 2.310
E9304580112170	00096484	HSK-A63	12,0 0.472	170,0 6.693	144,0 5.669	40,0 1.575	46,0 1.811	34,0 1.339	20,0 0.787	42,4 1.669	202,0 7.953	3,0	5,0	1	G2.5	1,41 3.110
E9304580114180	00096487	HSK-A63	14,0 0.551	180,0 7.087	154,0 6.063	40,0 1.575	48,0 1.890	34,0 1.339	22,0 0.866	46,1 1.817	212,0 8.346	3,0	5,0	1	G2.5	1,62 3.570
E9304580116150	00099665	HSK-A63	16,0 0.630	150,0 5.906	124,0 4.882	45,0 1.772	52,0 2.047	38,0 1.496	24,0 0.945	42,5 1.675	182,0 7.165	3,0	5,0	1	G2.5	1,35 2.980
E9304580116190	00099666	HSK-A63	16,0 0.630	190,0 7.480	164,0 6.457	45,0 1.772	52,0 2.047	38,0 1.496	24,0 0.945	49,5 1.950	222,0 8.740	3,0	5,0	1	G2.5	1,83 4.030

	Designation	Item number	CTMS	DCBN-	LPR	LB	LB1	CBDP	LSC	BD1	BD2	OAL	BHTA°	BHTA1°	RFID hole	Balancing	Weight
				DCBX													mm <i>Inch</i>
Guide	E9306580106160	00096461	HSK-A100	6,0 <i>0.236</i>	160,0 <i>6.299</i>	131,0 <i>5.157</i>	131,0 <i>5.157</i>	40,0 <i>1.575</i>	26,0 <i>1.024</i>	12,0 <i>0.472</i>	32,7 <i>1.286</i>	210,0 <i>8.268</i>	3,0	5,0	1	G2.5	2,29 <i>5.050</i>
HSK-A	E9306580108160	00096462	HSK-A100	8,0 <i>0.315</i>	160,0 <i>6.299</i>	131,0 <i>5.157</i>	36,0 <i>1.417</i>	44,0 <i>1.732</i>	30,0 <i>1.181</i>	16,0 <i>0.630</i>	36,4 <i>1.433</i>	210,0 <i>8.268</i>	3,0	5,0	1	G2.5	2,42 <i>5.340</i>
	E9306580110180	00096463	HSK-A100	10,0 <i>0.394</i>	180,0 <i>7.087</i>	151,0 <i>5.945</i>	38,0 <i>1.496</i>	45,0 <i>1.772</i>	32,0 <i>1.260</i>	18,0 <i>0.709</i>	41,8 <i>1.644</i>	230,0 <i>9.055</i>	3,0	5,0	1	G2.5	2,68 <i>5.910</i>
	E9306580112180	00096464	HSK-A100	12,0 <i>0.472</i>	180,0 <i>7.087</i>	151,0 <i>5.945</i>	40,0 <i>1.575</i>	46,0 <i>1.811</i>	34,0 <i>1.339</i>	20,0 <i>0.787</i>	43,6 <i>1.717</i>	230,0 <i>9.055</i>	3,0	5,0	1	G2.5	2,76 <i>6.080</i>
HSK-E	E9306580114180	00096465	HSK-A100	14,0 <i>0.551</i>	180,0 <i>7.087</i>	151,0 <i>5.945</i>	151,0 <i>5.945</i>	48,0 <i>1.890</i>	34,0 <i>1.339</i>	22,0 <i>0.866</i>	45,6 <i>1.796</i>	230,0 <i>9.055</i>	3,0	5,0	1	G2.5	2,9 <i>6.390</i>
	E9306580116200	00096468	HSK-A100	16,0 <i>0.630</i>	200,0 <i>7.874</i>	171,0 <i>6.732</i>	45,0 <i>1.772</i>	52,0 <i>2.047</i>	38,0 <i>1.496</i>	24,0 <i>0.945</i>	50,8 <i>1.999</i>	250,0 <i>9.843</i>	3,0	5,0	1	G2.5	3,24 <i>7.140</i>
DIN																	
BT JIS																	
CAT																	
Combimaster																	
Graflex																	
Seco-Capto™																	
Others																	
Operating & set- ting accessories																	
Shrinkfit																	

HSK-A/ ISO12164-1-HSK-A

ERHP 5672 – High precision collet chucks – Metric / Inch




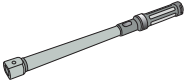


Spare parts:
1 = Nut


- Run-out 3 µm maximum at 3 x ØDCBN-DCBX
- For ER HP collets type 5672, see page(s) 394, 395, 396-402
- * Chuck without thread for stop screw
- For HSK sealing plugs, coolant tubes and tube spanners, see page(s) 376
- For ISO attribute explanation, see page 12

Designation	Item number	CTMS	DCBN	DCBX	Chuck & Collet Size	LPR	BD2	BD1	OAL	LB	LFN	LF	*	RFID hole	Balancing	Weight
			mm Inch	mm Inch		mm Inch	mm Inch	mm Inch	mm Inch	mm Inch	mm Inch	mm Inch				
E930256721660	02827127	HSK-A40	0,5 0.020	10,0 0.394	HP 16	60,0 2.362	30,0 1.181	30,0 1.181	80,0 3.150	40,0 1.575	29,0 1.142	30,0 1.181	*	0	G2.5	0,36 0.790
E9304567211100	02882772	HSK-A63	0,5 0.020	7,0 0.276	HP 11	100,0 3.937	16,0 0.630	16,0 0.630	132,0 5.197	74,0 2.913	64,0 2.520	82,0 3.228		1	G2.5	0,8 1.760
E930456721660	02827135	HSK-A63	0,5 0.020	10,0 0.394	HP 16	60,0 2.362	30,0 1.181	30,0 1.181	92,0 3.622	34,0 1.339	29,0 1.142	30,0 1.181	*	1	G2.5	0,77 1.700
E9304567216100	02827139	HSK-A63	0,5 0.020	10,0 0.394	HP 16	100,0 3.937	30,0 1.181	30,0 1.181	132,0 5.197	74,0 2.913	69,0 2.717	70,0 2.756		1	G2.5	0,96 2.120
E9304567216130	02827146	HSK-A63	0,5 0.020	10,0 0.394	HP 16	130,0 5.118	30,0 1.181	30,0 1.181	162,0 6.378	104,0 4.094	99,0 3.898	100,0 3.937		1	G2.5	1,11 2.450
E9304567216160	02827150	HSK-A63	0,5 0.020	10,0 0.394	HP 16	160,0 6.299	30,0 1.181	30,0 1.181	192,0 7.559	134,0 5.276	129,0 5.079	130,0 5.118		1	G2.5	1,26 2.780
E9304567225100	02827152	HSK-A63	1,0 0.039	16,0 0.630	HP 25	100,0 3.937	40,0 1.575	40,0 1.575	132,0 5.197	74,0 2.913	44,0 1.732	62,0 2.441		1	G2.5	1,16 2.560
E9304567225130	02827154	HSK-A63	1,0 0.039	16,0 0.630	HP 25	130,0 5.118	40,0 1.575	40,0 1.575	162,0 6.378	104,0 4.094	74,0 2.913	92,0 3.622		1	G2.5	1,42 3.130
E9304567225160	02827156	HSK-A63	1,0 0.039	16,0 0.630	HP 25	160,0 6.299	40,0 1.575	40,0 1.575	192,0 7.559	134,0 5.276	104,0 4.094	122,0 4.803		1	G2.5	1,69 3.730
E9304567232100	02827162	HSK-A63	2,0 0.079	20,0 0.787	HP 32	100,0 3.937	50,0 1.969	50,0 1.969	132,0 5.197	74,0 2.913	44,0 1.732	48,0 1.890		1	G2.5	1,42 3.130
E9304567232130	02827176	HSK-A63	2,0 0.079	20,0 0.787	HP 32	130,0 5.118	50,0 1.969	50,0 1.969	162,0 6.378	104,0 4.094	74,0 2.913	78,0 3.071		1	G2.5	1,84 4.060
E9304567232160	02827180	HSK-A63	2,0 0.079	20,0 0.787	HP 32	160,0 6.299	50,0 1.969	50,0 1.969	192,0 7.559	134,0 5.276	104,0 4.094	108,0 4.252		1	G2.5	2,27 5.000
E9306567225160	02827183	HSK-A100	1,0 0.039	16,0 0.630	HP 25	160,0 6.299	40,0 1.575	40,0 1.575	210,0 8.268	131,0 5.157	104,0 4.094	122,0 4.803		1	G2.5	2,99 6.590
E9306567232100	02827186	HSK-A100	2,0 0.079	20,0 0.787	HP 32	100,0 3.937	50,0 1.969	50,0 1.969	150,0 5.906	71,0 2.795	44,0 1.732	48,0 1.890		1	G2.5	2,74 6.040
E9306567232160	02827192	HSK-A100	2,0 0.079	20,0 0.787	HP 32	160,0 6.299	50,0 1.969	50,0 1.969	210,0 8.268	131,0 5.157	104,0 4.094	108,0 4.252		1	G2.5	3,55 7.830

Accessories

Guide	For size	Socket	Spanner	Stop screw	Torque key
					
HSK-A	HP 11	03ER016	03BR016	19B5870812P1	03DYD010100
	HP 16	03ER030B	03BR030	19B58711	03DYD010100B
	HP 25	03ER040	03BR040	19B58718	03DYD020200
	HP 32	03ER050	03BR050	19B58722	03DYD020200

Spare Parts

HSK-E	For size	Nut
		
DIN	HP 11	08B567211
	HP 16	08B567216
	HP 25	08B567225
	HP 32	08B567232

Guide

HSK-A

HSK-E

DIN

BT JIS

CAT

Combimaster

Graiflex

Seco-Capto™

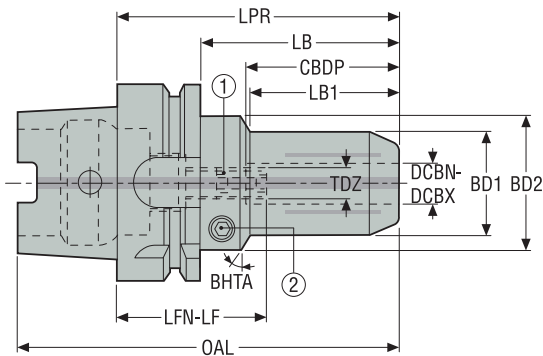
Others

Operating & setting accessories

Shrinkfit

HSK-A/ ISO12164-1-HSK-A

HC 5834 – Hydraulic chucks - DIN 69882-7 – Metric / Inch



Accessories:
2 = Locking key for press screw

Spare parts:
1 = Stop screw
2 = Press screw


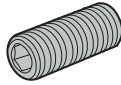
- Run-out 3 µm maximum at 3 x ØDCBN-DCBX
- For reduction sleeves and control gauges, see page(s) 387, 388-389
- For HSK sealing plugs, coolant tubes and tube spanners, see page(s) 376
- For ISO attribute explanation, see page 12

Designation	Item number	CTMS	DCBN-DCBX		LPR	LB	LB1	CDBP	BD2	BD1	OAL	LFN	LF	TDZ	BHTA°	RFID hole	Balancing	Weight										
			mm	Inch															mm	Inch	kg	lbs						
E930458340670	00030294	HSK-A63	6,0	0.236	70,0	2.756	44,0	1.732	23,0	0.906	38,0	1.496	50,0	1.969	26,0	1.024	102,0	4.016	32,0	1.260	42,0	1.654	M5x0.8	30,0	1	G6.3	0,97	2.140
E930458340870	00030295	HSK-A63	8,0	0.315	70,0	2.756	44,0	1.732	24,0	0.945	38,0	1.496	50,0	1.969	28,0	1.102	102,0	4.016	32,0	1.260	42,0	1.654	M5x0.8	30,0	1	G6.3	0,97	2.140
E930458341080	00030296	HSK-A63	10,0	0.394	80,0	3.150	54,0	2.126	34,0	1.339	42,0	1.654	50,0	1.969	30,0	1.181	112,0	4.409	38,0	1.496	48,0	1.890	M8x1.25	30,0	1	G6.3	1,04	2.290
E930458341285	00030297	HSK-A63	12,0	0.472	85,0	3.346	59,0	2.323	40,0	1.575	47,0	1.850	50,0	1.969	32,0	1.260	117,0	4.606	38,0	1.496	48,0	1.890	M10x1.5	30,0	1	G6.3	1,07	2.360
E930458341485	00030298	HSK-A63	14,0	0.551	85,0	3.346	59,0	2.323	40,0	1.575	47,0	1.850	50,0	1.969	34,0	1.339	117,0	4.606	38,0	1.496	48,0	1.890	M10x1.5	30,0	1	G6.3	1,09	2.400
E930458341690	00030299	HSK-A63	16,0	0.630	90,0	3.543	64,0	2.520	46,0	1.811	50,0	1.969	50,0	1.969	38,0	1.496	122,0	4.803	40,0	1.575	50,0	1.969	M10x1.5	30,0	1	G6.3	1,18	2.600
E930458341890	00030300	HSK-A63	18,0	0.709	90,0	3.543	64,0	2.520	48,0	1.890	50,0	1.969	50,0	1.969	40,0	1.575	122,0	4.803	40,0	1.575	50,0	1.969	M10x1.5	30,0	1	G6.3	1,19	2.620
E930458342090	00030301	HSK-A63	20,0	0.787	90,0	3.543	64,0	2.520	47,0	1.850	52,0	2.047	50,0	1.969	42,0	1.654	122,0	4.803	38,0	1.496	48,0	1.890	M10x1.5	30,0	1	G6.3	1,22	2.690
E9304583425120	00030303	HSK-A63	25,0	0.984	120,0	4.724	94,0	3.701	78,0	3.071	58,0	2.283	53,0	2.087	58,0	2.283	152,0	5.984	62,0	2.441	72,0	2.835	M10x1.5	60,0	1	G6.3	2,19	4.830
E9304583432125	00030304	HSK-A63	32,0	1.260	125,0	4.921	125,0	4.921	-	-	63,0	2.480	53,0	2.087	64,0	2.520	157,0	6.181	64,0	2.520	74,0	2.913	M10x1.5	90,0	1	G6.3	2,46	5.420
E930658341295	00039126	HSK-A100	12,0	0.472	95,0	3.740	66,0	2.598	40,0	1.575	47,0	1.850	50,0	1.969	32,0	1.260	145,0	5.709	48,0	1.890	58,0	2.283	M10x1.5	30,0	1	G6.3	2,5	5.510
E930658341695	00039812	HSK-A100	16,0	0.630	95,0	3.740	66,0	2.598	46,0	1.811	50,0	1.969	50,0	1.969	38,0	1.496	145,0	5.709	45,0	1.772	55,0	2.165	M10x1.5	30,0	1	G6.3	2,53	5.580
E9306583420105	00034276	HSK-A100	20,0	0.787	105,0	4.134	76,0	2.992	47,0	1.850	52,0	2.047	50,0	1.969	42,0	1.654	155,0	6.102	53,0	2.087	63,0	2.480	M10x1.5	30,0	1	G6.3	2,83	6.240
E9306583425110	00039813	HSK-A100	25,0	0.984	110,0	4.331	81,0	3.189	50,0	1.969	58,0	2.283	70,0	2.756	58,0	2.283	160,0	6.299	52,0	2.047	62,0	2.441	M10x1.5	30,0	1	G6.3	3,58	7.890
E9306583432110	00034277	HSK-A100	32,0	1.260	110,0	4.331	81,0	3.189	60,0	2.362	63,0	2.480	70,0	2.756	64,0	2.520	160,0	6.299	47,0	1.850	57,0	2.244	M10x1.5	30,0	1	G6.3	3,6	7.940

Accessories

For	Locking key
All	H04-4

Spare Parts

Guide	For Taper/ DCBN-DCBX		Press screw	Stop screw
				
HSK-A	63	6/ 0.236-8/ 0.315	950AF0810008	19LS0512A
	63	10/ 0.394	950AF0810008	19LS0820T
	63	25/ 0.984-32/ 1.260	950AF0810008	19LS1016A
	63	14/ 0.551-20/ 0.787	950AF1010010	19LS1016A
HSK-E	63	25/ 0.984-32/ 1.260	950AF1010010	19LS1020A
	100	12/ 0.472	950AF0810008	19LS1020A
	100	16/ 0.630-32/ 1.260	950AF1010010	19LS1020A

Guide

HSK-A

HSK-E

DIN

BT JIS

CAT

Combimaster

Graflex

Seco-Capto™

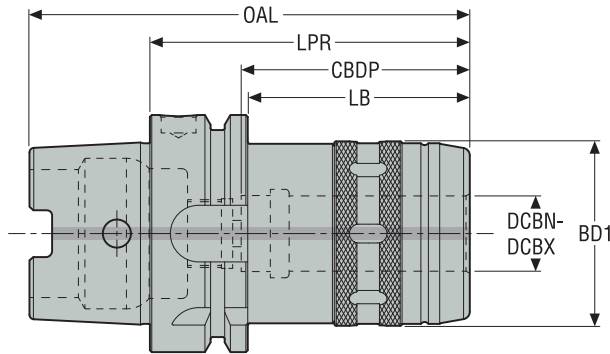
Others

Operating & set-
ting accessories

Shrinkfit

HSK-A/ ISO12164-1-HSK-A

PMC – Power milling chucks – Metric / Inch



- For reduction sleeves, see page(s) 390-391
- For 'Stop screws for through coolant', see page(s) 392-393
- For HSK sealing plugs, coolant tubes and tube spanners, see page(s) 376
- For ISO attribute explanation, see page 12

Designation	Item number	CTMS	DCBN-DCBX		LPR	LB	CBDP	BD1	RFID hole	Balancing	Weight
			mm <i>Inch</i>	mm <i>Inch</i>							
HSKA63-PMC20-085	03211188	HSK-A63	20,0 <i>0.787</i>	117,0 <i>4.606</i>	85,0 <i>3.346</i>	59,0 <i>2.323</i>	60,0 <i>2.362</i>	49,0 <i>1.929</i>	1	PB	1,3 <i>2.870</i>
HSKA63-PMC32-105	03211189	HSK-A63	32,0 <i>1.260</i>	137,0 <i>5.394</i>	105,0 <i>4.134</i>	79,0 <i>3.110</i>	80,0 <i>3.150</i>	67,0 <i>2.638</i>	1	PB	2,0 <i>4.410</i>
HSKA100-PMC20-095	03211190	HSK-A100	20,0 <i>0.787</i>	145,0 <i>5.709</i>	95,0 <i>3.740</i>	66,0 <i>2.598</i>	60,0 <i>2.362</i>	49,0 <i>1.929</i>	1	PB	2,8 <i>6.170</i>
HSKA100-PMC32-110	03211191	HSK-A100	32,0 <i>1.260</i>	160,0 <i>6.299</i>	110,0 <i>4.331</i>	81,0 <i>3.189</i>	80,0 <i>3.150</i>	68,0 <i>2.677</i>	1	PB	3,7 <i>8.160</i>
HSKA125-PMC32-120	03211192	HSK-A125	32,0 <i>1.260</i>	183,0 <i>7.205</i>	120,0 <i>4.724</i>	91,0 <i>3.583</i>	80,0 <i>3.150</i>	68,0 <i>2.677</i>	1	PB	5,3 <i>11.680</i>

Accessories

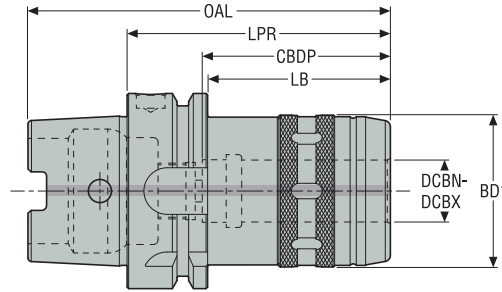
For	Spanner
20/ 0.787	03BPMC20
32/ 1.260	03BPMC32

Spare Parts

For	Extractor for reduction sleeves
20/ 0.787	03EXTPMC
32/ 1.260	03EXTPMC

PMC – Power milling chucks – Inch

HSK-A/ ISO12164-1-HSK-A



- For reduction sleeves, see page(s) 390-391
- For 'Stop screws for through coolant', see page(s) 392-393
- For HSK sealing plugs, coolant tubes and tube spanners, see page(s) 376
- For ISO attribute explanation, see page 12

Designation	Item number	CTMS	DCBN-DCBX	OAL	LPR	LB	CBDP	BD1	RFID hole	Balancing	Weight
			<i>Inch</i>	<i>Inch</i>	<i>Inch</i>	<i>Inch</i>	<i>Inch</i>	<i>Inch</i>			<i>lbs</i>
HSKA63-PMC0.750-3.500	03211210	HSK-A63	0.750	4.760	3.500	-	2.362	1.929	1	PB	3.090
HSKA63-PMC1.250-4.250	03211211	HSK-A63	1.250	5.510	4.250	3.226	3.150	2.638	1	PB	4.630
HSKA100-PMC0.750-3.750	03211212	HSK-A100	0.750	5.719	3.750	2.608	2.362	1.929	1	PB	6.170
HSKA100-PMC1.250-4.500	03211213	HSK-A100	1.250	6.469	4.500	3.358	3.150	2.677	1	PB	8.380
HSKA125-PMC1.250-4.750	03211214	HSK-A125	1.250	7.320	4.750	3.608	3.150	2.677	1	PB	11.680

Accessories

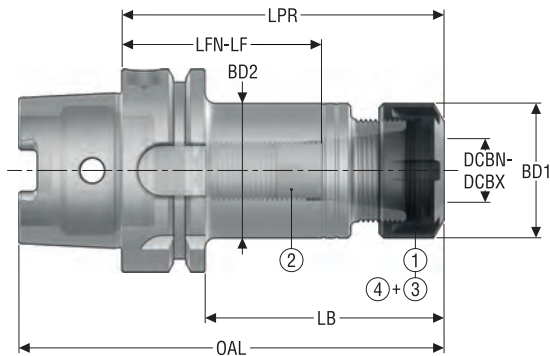
For DCB	Spanner
0.750	03BPMC20
1.250	03BPMC32
0.750	03BPMC32

Spare Parts

For DCB	Extractor for reduction sleeves
0.750	03EXTPMC
1.250	03EXTPMC

HSK-A/ ISO12164-1-HSK-A

ER 5675 – ER collet chucks – ISO 15488 – Metric / Inch



Accessories:
3 = Sealing ring
4 = Sealing nut

Spare parts:
1 = Nut
2 = Stop screw



- Run-out 10 µm maximum at 3 x ØDCBN-DCBX
- For ER extensions and ER collets, see page(s) 369, 403, 404, 405
- For ER sealing rings, see page(s) 409, 410
- For HSK sealing plugs, coolant tubes and tube spanners, see page(s) 376
- For ISO attribute explanation, see page 12

Designation	Item number	CTMS	DCBN	DCBX	CTWS	LPR	BD2	BD1	OAL	LB	LFN	LF	RFID hole	Balancing	Weight
			mm Inch	mm Inch		mm Inch	mm Inch	mm Inch	mm Inch	mm Inch	mm Inch	mm Inch			
E930256751660	02750219	HSK-A40	0,5 0.020	10,0 0.394	ER 16	60,0 2.362	32,0 1.260	32,0 1.260	80,0 3.150	40,0 1.575	26,0 1.024	30,0 1.181	0	G2.5	0,35 0.770
E930256752570	02750220	HSK-A40	1,0 0.039	16,0 0.630	ER 25	70,0 2.756	34,0 1.339	42,0 1.654	90,0 3.543	50,0 1.969	32,0 1.260	32,0 1.260	0	G2.5	0,44 0.970
E9304567516100	02750221	HSK-A63	0,5 0.020	10,0 0.394	ER 16	100,0 3.937	32,0 1.260	32,0 1.260	132,0 5.197	74,0 2.913	52,0 2.047	68,0 2.677	1	G2.5	0,99 2.180
E9304567516160	02750224	HSK-A63	0,5 0.020	10,0 0.394	ER 16	160,0 6.299	32,0 1.260	32,0 1.260	192,0 7.559	134,0 5.276	112,0 4.409	128,0 5.039	1	G2.5	1,35 2.980
E9304567525100	02750225	HSK-A63	1,0 0.039	16,0 0.630	ER 25	100,0 3.937	41,7 1.642	42,0 1.654	132,0 5.197	74,0 2.913	44,0 1.732	62,0 2.441	1	G2.5	1,21 2.670
E9304567525160	02750226	HSK-A63	1,0 0.039	16,0 0.630	ER 25	160,0 6.299	41,7 1.642	42,0 1.654	192,0 7.559	134,0 5.276	91,0 3.583	122,0 4.803	1	G2.5	1,82 4.010
E9304567532100	02750227	HSK-A63	2,0 0.079	20,0 0.787	ER 32	100,0 3.937	50,0 1.969	50,0 1.969	132,0 5.197	74,0 2.913	45,0 1.772	60,0 2.362	1	G2.5	1,4 3.090
E9304567532160	02750228	HSK-A63	2,0 0.079	20,0 0.787	ER 32	160,0 6.299	50,0 1.969	50,0 1.969	192,0 7.559	134,0 5.276	92,0 3.622	120,0 4.724	1	G2.5	2,28 5.030
E9304567540120	02750230	HSK-A63	3,0 0.118	26,0 1.024	ER 40	120,0 4.724	53,0 2.087	63,0 2.480	152,0 5.984	94,0 3.701	53,0 2.087	75,0 2.953	1	G2.5	1,81 3.990
E9306567525100	02750234	HSK-A100	1,0 0.039	16,0 0.630	ER 25	100,0 3.937	41,7 1.642	42,0 1.654	150,0 5.906	71,0 2.795	43,0 1.693	62,0 2.441	1	G2.5	2,54 5.600
E9306567525160	02750235	HSK-A100	1,0 0.039	16,0 0.630	ER 25	160,0 6.299	41,7 1.642	42,0 1.654	210,0 8.268	131,0 5.157	103,0 4.055	122,0 4.803	1	G2.5	3,14 6.920
E9306567532100	02750236	HSK-A100	2,0 0.079	20,0 0.787	ER 32	100,0 3.937	50,0 1.969	50,0 1.969	150,0 5.906	71,0 2.795	53,0 2.087	60,0 2.362	1	G2.5	2,73 6.020
E9306567532160	02750237	HSK-A100	2,0 0.079	20,0 0.787	ER 32	160,0 6.299	41,7 1.642	50,0 1.969	210,0 8.268	131,0 5.157	103,0 4.055	120,0 4.724	1	G2.5	3,6 7.940
E9306567540120	02750238	HSK-A100	3,0 0.118	26,0 1.024	ER 40	120,0 4.724	63,0 2.480	63,0 2.480	170,0 6.693	91,0 3.583	58,0 2.283	75,0 2.953	1	G2.5	3,56 7.850

Accessories

For size	Sealing nut	Socket	Spanner	Spanner 1	Torque key
ER16	08B587516IC	03ER032B	03B587516	03BR032	03DYD010100B
ER25	08B587525IC	03ER042	03B587525	03BR042	03DYD020200
ER32	08B587532IC	03ER050	03B587532	03BR050	03DYD020200
ER40	08B587540IC	03ER063	03B587540	03BR063	03DYD020200

Spare Parts

Guide	For size	Nut	Stop screw
			
HSK-A	ER 16	08B587516X	19B58711
	HSK-A40/ ER 25	08B587525X	-
	ER 25	08B587525X	19B58718
	ER 32	08B587532X	19B58722
	ER 40	08B587540X	19B58730

Guide

HSK-A

HSK-E

DIN

BT JIS

CAT

Combimaster

Graflex

Seco-Capto™

Others

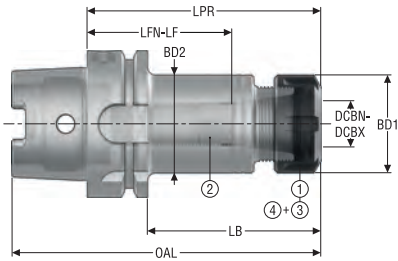
Operating & setting accessories

Shrinkfit

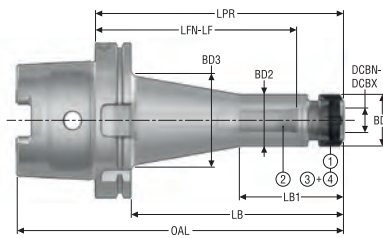
HSK-A/ ISO12164-1-HSK-A

ER 5675 – ER collet chucks – ISO 15488 – Metric / Inch

Design 1



Design 2





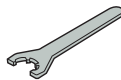

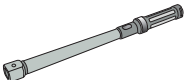
Accessories:
3 = Sealing ring
4 = Sealing nut

Spare parts:
1 = Nut
2 = Stop screw



- Run-out 10 µm maximum at 3 x ØDCBN-DCBX
- For ER extensions and ER collets, see page(s) 369, 403, 404, 405
- For ER sealing rings, see page(s) 409, 410
- For HSK sealing plugs, coolant tubes and tube spanners, see page(s) 376
- For ISO attribute explanation, see page 12

Designation	Item number	CTMS	DCBN	DCBX	CTWS	LPR	BD3	BD2	BD1	OAL	LB	LB1	LFN	LF	Design	RFID hole	Balancing	Weight
																		kg
			mm	mm				mm	mm	mm	mm	mm	mm	mm				lbs
			Inch	Inch				Inch	Inch	Inch	Inch	Inch	Inch	Inch				
HSKA125-ER25-120	03229638	HSK-A125	1,0 0.039	16,0 0.630	ER 25	120,0 4.724	-	42,0 1.654	42,0 1.654	183,0 7.205	91,0 3.583	-	57,0 2.244	82,0 3.228	1	1	PB	4,3 9.480
HSKA125-ER25-160	03229639	HSK-A125	1,0 0.039	16,0 0.630	ER 25	160,0 6.299	-	42,0 1.654	42,0 1.654	223,0 8.780	131,0 5.157	-	91,0 3.583	122,0 4.803	1	1	PB	4,6 10.140
HSKA125-ER25-200-VF6	03240290	HSK-A125	1,0 0.039	16,0 0.630	ER 25	200,0 7.874	72,7 2.861	42,0 1.654	42,0 1.654	263,0 10.354	171,0 6.732	84,0 3.307	131,0 5.157	162,0 6.378	2	1	PB	5,7 12.570
HSKA125-ER32-120	03229641	HSK-A125	2,0 0.079	20,0 0.787	ER 32	120,0 4.724	-	50,0 1.969	50,0 1.969	183,0 7.205	91,0 3.583	-	60,0 2.362	80,0 3.150	1	1	PB	4,3 9.480
HSKA125-ER32-160	03229642	HSK-A125	2,0 0.079	20,0 0.787	ER 32	160,0 6.299	-	50,0 1.969	50,0 1.969	223,0 8.780	131,0 5.157	-	92,0 3.622	120,0 4.724	1	1	PB	4,9 10.800
HSKA125-ER32-200-VF6	03240291	HSK-A125	2,0 0.079	20,0 0.787	ER 32	200,0 7.874	75,0 2.954	50,0 1.969	50,0 1.969	263,0 10.354	171,0 6.732	100,0 3.937	132,0 5.197	160,0 6.299	2	1	PB	6,1 13.450

Accessories

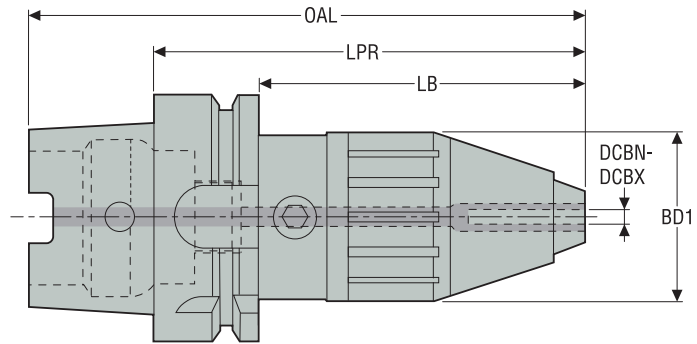
For size	Sealing nut	Socket	Spanner	Spanner 1	Torque key
ER 25					
ER 25	08B587525IC	03ER042	03B587525	03BR042	03DYD020200
ER 32	08B587532IC	03ER050	03B587532	03BR050	03DYD020200

Spare Parts

For size	Nut	Stop screw
		
ER 25	08B587525X	19B58718
ER 32	08B587532X	19B58722

UDC 5085 – Drill chucks – Metric / Inch

HSK-A/ ISO12164-1-HSK-A



- Run-out 40 µm maximum at 2,5 x ØDCBN-DCBX
- For HSK sealing plugs, coolant tubes and tube spanners, see page(s) 376
- For ISO attribute explanation, see page 12

Designation	Item number	CTMS	DCBN	DCBX	OAL	LPR	LB	BD1	RFID hole	Balancing	Weight
			mm <i>Inch</i>	mm <i>Inch</i>	mm <i>Inch</i>	mm <i>Inch</i>	mm <i>Inch</i>	mm <i>Inch</i>			kg <i>lbs</i>
E9304508513	75041587	HSK-A63	1,0 <i>0.039</i>	13,0 <i>0.512</i>	142,0 <i>5.591</i>	110,0 <i>4.331</i>	84,0 <i>3.307</i>	43,0 <i>1.693</i>	1	PB	1,2 <i>2.650</i>
E9306508516	75041588	HSK-A100	2,5 <i>0.098</i>	16,0 <i>0.630</i>	184,0 <i>7.244</i>	134,0 <i>5.276</i>	105,0 <i>4.134</i>	56,0 <i>2.205</i>	1	PB	3,5 <i>7.720</i>

Accessories

For

Key



E9304508513

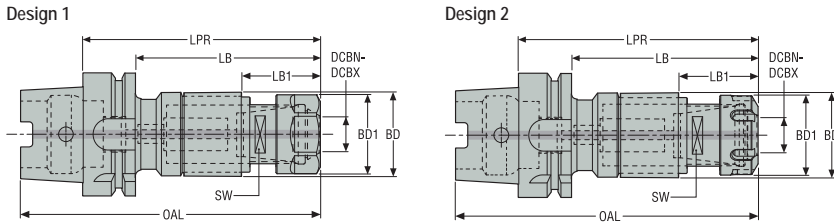
H06-4

E9306508516

H06-4

HSK-A/ ISO12164-1-HSK-A

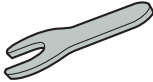
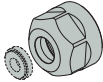

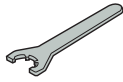
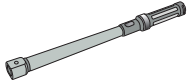
TCER 5867 – Tapping chucks for synchronized tapping, with micro-compensation – Metric / Inch




- Maximum coolant pressure 80 bar/ 1160 psi
- For ER tapping collets with square drive, see page(s) 406, 407-408
- For TCER 5867 sealing rings, see page(s) 409, 410
- For HSK sealing plugs, coolant tubes and tube spanners, see page(s) 376
- For ISO attribute explanation, see page 12

Designation	Item number	CTMS	CTWS	DCBN	DCBX	LPR	LB	LB1	BD	BD1	OAL	SW	Design	RFID hole	Balancing	Weight
						mm Inch	mm Inch	mm Inch	mm Inch	mm Inch	mm Inch	mm Inch				
E9304586720108	02926954	HSK-A63	ER 20	M4	M12	103,1 4.059	77,2 3.039	35,3 1.390	35,0 1.378	33,7 1.327	135,0 5.315	22 0.866	1	0	-	1,1 2.430
E9304586725128	02926955	HSK-A63	ER 25	M8	M20	122,5 4.823	96,5 3.799	37,1 1.461	44,0 1.732	42,0 1.654	154,4 6.079	28 1.102	2	0	-	1,5 3.310
E9304586740160	02926956	HSK-A63	ER 40	M16	M33	154,5 6.083	128,6 5.063	46,6 1.835	62,0 2.441	62,7 2.469	186,4 7.339	39,6 1.559	2	0	-	2,9 6.390
E9306586720115	02926952	HSK-A100	ER 20	M4	M12	109,6 4.315	80,7 3.177	35,3 1.390	35,0 1.378	33,7 1.327	159,5 6.280	22 0.866	1	0	-	4,2 9.260
E9306586725134	02926953	HSK-A100	ER 25	M8	M20	129,0 5.079	100,0 3.937	37,1 1.461	44,0 1.732	42,0 1.654	178,9 7.043	28 1.102	2	0	-	2,5 5.510
E9306586740163	02926951	HSK-A100	ER 40	M16	M33	158,0 6.220	129,1 5.083	46,6 1.835	62,0 2.441	62,7 2.469	207,9 8.185	39,6 1.559	2	0	-	2,9 6.390

Accessories

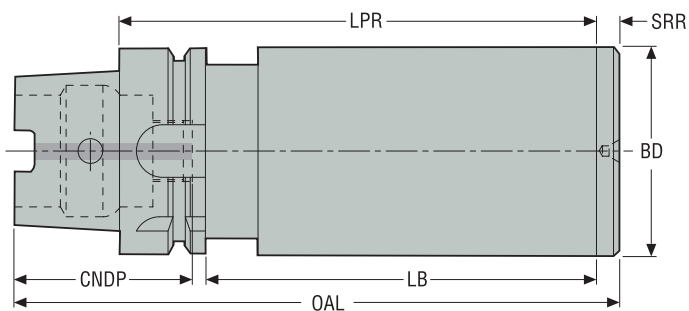
For size	Locking key	Seal nut	Socket	Spanner	Torque key
ER 20					
ER 20	5680092-04	5533051-02	-	03B587520UM	-
ER 25	5680092-05	5533051-03	03ER042	03B587525	03DYD020200
ER 40	5680092-06	5533051-05	03ER063	03B587540	03DYD020200

Spare Parts

For size	Nut
ER 20	
ER 20	5533050-08
ER 25	5533050-02
ER 40	5533050-04

BLK 5023 – Greenstock blanks – Metric / Inch

HSK-A/ ISO12164-1-HSK-A



- The cylindrical front part is hardened to 120-130 daN/mm², allowing machining
- For HSK sealing plugs, coolant tubes and tube spanners, see page(s) 376
- For ISO attribute explanation, see page 12

Designation	Item number	CTMS	LPR	SRR	BD	OAL	CNDP	LB	RFID hole	Balancing	Weight
			mm <i>Inch</i>	mm <i>Inch</i>	mm <i>Inch</i>	mm <i>Inch</i>	mm <i>Inch</i>	mm <i>Inch</i>			kg <i>lbs</i>
E9302502340150	00007486	HSK-A40	150,0 <i>5.906</i>	8,0 <i>0.315</i>	40,0 <i>1.575</i>	178,0 <i>7.008</i>	36,0 <i>1.417</i>	130,0 <i>5.118</i>	0	PB	1,51 <i>3.330</i>
E9304502363250	75041753	HSK-A63	250,0 <i>9.843</i>	8,0 <i>0.315</i>	63,0 <i>2.480</i>	290,0 <i>11.417</i>	54,0 <i>2.126</i>	224,0 <i>8.819</i>	1	PB	6,2 <i>13.670</i>
E9306502363250	75041755	HSK-A100	250,0 <i>9.843</i>	8,0 <i>0.315</i>	63,0 <i>2.480</i>	308,0 <i>12.126</i>	78,5 <i>3.091</i>	221,0 <i>8.701</i>	1	PB	7,56 <i>16.670</i>
E9306502395250	75041756	HSK-A100	250,0 <i>9.843</i>	8,0 <i>0.315</i>	95,0 <i>3.740</i>	308,0 <i>12.126</i>	78,5 <i>3.091</i>	221,0 <i>8.701</i>	1	PB	14,0 <i>30.860</i>

Guide

HSK-A

HSK-E

DIN

BT JIS

CAT

Combimaster

Grafiflex

Seco-Capto™

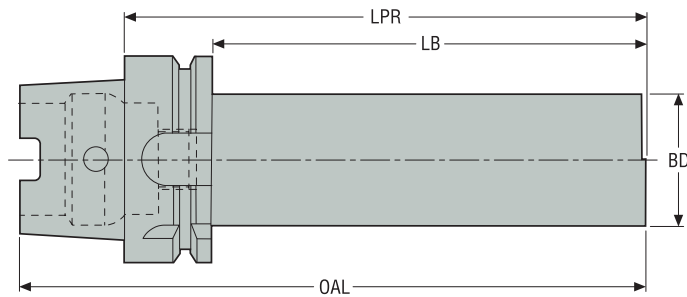
Others

Operating & setting accessories

Shrinkfit

HSK-A/ ISO12164-1-HSK-A

CTRB 586 – Control bars – Metric / Inch



- Diameter, length values and measurement positions are laser engraved on each test bar
- With protective case and measurement report
- For HSK sealing plugs, coolant tubes and tube spanners, see page(s) 376
- For ISO attribute explanation, see page 12

Designation	Item number	CTMS	LPR	LB	BD	OAL	RFID hole	Balancing	Weight
			mm <i>Inch</i>	mm <i>Inch</i>	mm <i>Inch</i>	mm <i>Inch</i>			
E930458640250	00083582	HSK-A63	250,0 <i>9.843</i>	224,0 <i>8.819</i>	40,0 <i>1.575</i>	250,0 <i>9.843</i>	1	-	2,9 <i>6.390</i>
E930658650320	00083021	HSK-A100	320,0 <i>12.598</i>	291,0 <i>11.457</i>	50,0 <i>1.969</i>	320,0 <i>12.598</i>	1	-	6,4 <i>14.110</i>

Guide

HSK-A

HSK-E

DIN

BT JIS

CAT

Combimaster

Graflex

Seco-Capto™

Others

Operating & setting accessories

Shrinkfit

- Guide
- HSK-A
- HSK-E**
- DIN
- BT JIS
- CAT
- CombiMaster
- Graflex
- Seco-Capto™
- Others
- Operating & setting accessories
- Shrinkfit



HSK-E

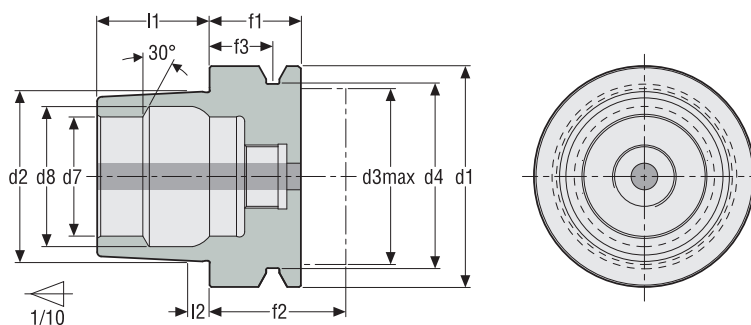
Seco allows you to get the most out of both your machine and tools by offering a comprehensive range of tool holders to connect them. **HSK - E** is designed for high spindle speed therefore there is no slots on the flange, it's completely cylindrical.

The range covers all standard workpiece side connections, as well Seco's unique connections.

- Shrinkfit holders
- High precision collet chucks
- ER collet chucks

HSK-E, norm dimensions

DIN 69893-HSK-E



Machine side catalogue designation	Hole for RFID carrier*	d ₁	d ₂	d ₃ max	d ₄	d ₇	d ₈	f ₁	f ₂	f ₃	l ₁	l ₂
		mm Inch	mm Inch	mm Inch	mm Inch	mm Inch	mm Inch	mm Inch	mm Inch	mm Inch	mm Inch	mm Inch
HSK-E32	No*	32 1.260	24 0.945	26 1.024	26,5 1.043	17 0.669	21 0.827	20 0.787	35 1.378	16 0.630	16 0.630	3,2 0.126
HSK-E40	No*	40 1.575	30 1.181	34 1.339	34,8 1.370	21 0.827	25,5 1.004	20 0.787	35 1.378	16 0.630	20 0.787	4 0.157
HSK-E50	No*	50 1.969	38 1.496	42 1.654	43 1.693	26 1.024	32 1.260	26 1.024	42 1.654	18 0.709	25 0.984	5 0.197

Note: These machine side dimensions are applied to all the holders shown in the Product pages.

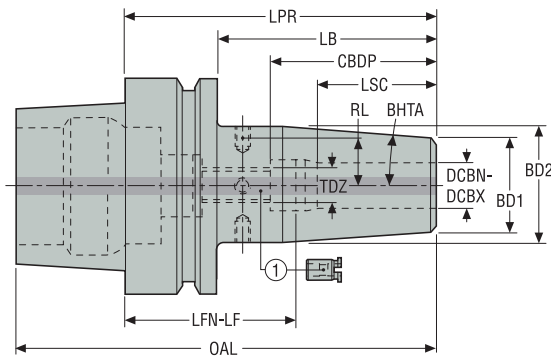
For HSK sealing plugs, coolant tubes and tube spanners, see chapter Operating & setting accessories.

* No hole for RFID carriers. If required, hole can be machined and a RFID carrier can be fitted on request, please enquire.

- Guide
- HSK-A
- HSK-E**
- DIN
- BT JIS
- CAT
- Combimaster
- Graflex
- Seco-Capto™
- Others
- Operating & setting accessories
- Shrinkfit

SFD 5603 – Shrinkfit holders, DIN type – Metric / Inch

HSK-E



- Run-out $\leq 3 \mu\text{m}$
- Delivered with one stop screw
- For HSK sealing plugs, coolant tubes and tube spanners, see page(s) 376
- For Shrinkfit extensions, see page(s) 367-368
- For ISO attribute explanation, see page 12

Spare parts:
1 = Stop screw

Designation	Item number	CTMS	DCBN-DCBX	LPR	LB	CBDP	LSC	BD1	BD2	OAL	LFN	LF	RL	TDZ	BHTA*	RFID hole	Balan- cing	Weight
			mm Inch	mm Inch	mm Inch	mm Inch	mm Inch	mm Inch	mm Inch	mm Inch	mm Inch	mm Inch	mm Inch	mm Inch	mm Inch			
E934156030345	02752951	HSK-E32	3,0 0.118	45,0 1.772	25,0 0.984	16,0 0.630	13,0 0.512	15,0 0.591	20,0 0.787	61,0 2.402	30,5 1.201	32,0 1.260	10,5 0.413	-	4,5	0	G2.5	0,16 0.350
E934156030445	02752953	HSK-E32	4,0 0.157	45,0 1.772	25,0 0.984	18,0 0.709	15,0 0.591	15,0 0.591	20,0 0.787	61,0 2.402	28,5 1.122	30,0 1.181	10,5 0.413	-	4,5	0	G2.5	0,2 0.440
E934156030650	02752954	HSK-E32	6,0 0.236	50,0 1.969	30,0 1.181	33,0 1.299	22,0 0.866	21,0 0.827	27,0 1.063	66,0 2.598	18,5 0.728	28,0 1.102	10,5 0.413	-	4,5	0	G2.5	0,22 0.490
E934156030850	02752955	HSK-E32	8,0 0.315	50,0 1.969	30,0 1.181	33,0 1.299	26,0 1.024	21,0 0.827	27,0 1.063	66,0 2.598	18,5 0.728	24,0 0.945	10,5 0.413	M6x1	4,5	0	G2.5	0,3 0.660
E934256030350	02752956	HSK-E40	3,0 0.118	50,0 1.969	30,0 1.181	31,0 1.220	13,0 0.512	15,0 0.591	20,0 0.787	70,0 2.756	20,5 0.807	37,0 1.457	10,5 0.413	-	4,5	0	G2.5	0,3 0.660
E934256030450	02752957	HSK-E40	4,0 0.157	50,0 1.969	30,0 1.181	31,0 1.220	15,0 0.591	15,0 0.591	20,0 0.787	70,0 2.756	20,5 0.807	35,0 1.378	10,5 0.413	-	4,5	0	G2.5	0,3 0.660
E934256030650	02752959	HSK-E40	6,0 0.236	50,0 1.969	30,0 1.181	31,0 1.220	22,0 0.866	21,0 0.827	27,0 1.063	70,0 2.756	20,5 0.807	28,0 1.102	10,5 0.413	-	4,5	0	G2.5	0,3 0.660
E934256030670	02752960	HSK-E40	6,0 0.236	70,0 2.756	50,0 1.969	37,5 1.476	22,0 0.866	21,0 0.827	27,0 1.063	90,0 3.543	34,0 1.339	48,0 1.890	10,5 0.413	M5x0.8	4,5	0	G2.5	0,4 0.880
E934256030870	02752964	HSK-E40	8,0 0.315	70,0 2.756	50,0 1.969	37,5 1.476	26,0 1.024	21,0 0.827	27,0 1.063	90,0 3.543	34,0 1.339	44,0 1.732	10,5 0.413	M6x1	4,5	0	G2.5	0,36 0.790
E934256031055	02752966	HSK-E40	10,0 0.394	55,0 2.165	35,0 1.378	36,0 1.417	31,0 1.220	24,0 0.945	32,0 1.260	75,0 2.953	20,5 0.807	24,0 0.945	13,0 0.512	-	4,5	0	G2.5	0,4 0.880
E934256031260	02752969	HSK-E40	12,0 0.472	60,0 2.362	40,0 1.575	41,0 1.614	34,0 1.339	24,0 0.945	32,0 1.260	80,0 3.150	20,5 0.807	26,0 1.024	13,0 0.512	-	4,5	0	G2.5	0,4 0.880
E934256031665	02752973	HSK-E40	16,0 0.630	65,0 2.559	45,0 1.772	46,0 1.811	39,0 1.535	27,0 1.063	34,0 1.339	85,0 3.346	20,5 0.807	26,0 1.024	14,0 0.551	M12x1	4,5	0	G2.5	0,4 0.880
E934356030355	02752979	HSK-E50	3,0 0.118	55,0 2.165	29,0 1.142	31,0 1.220	13,0 0.512	15,0 0.591	20,0 0.787	80,0 3.150	25,5 1.004	42,0 1.654	10,5 0.413	-	4,5	0	G2.5	0,5 1.100
E934356030455	02752980	HSK-E50	4,0 0.157	55,0 2.165	29,0 1.142	31,0 1.220	15,0 0.591	15,0 0.591	20,0 0.787	80,0 3.150	25,5 1.004	40,0 1.575	10,5 0.413	-	4,5	0	G2.5	0,45 0.990
E934356030655	02752981	HSK-E50	6,0 0.236	55,0 2.165	29,0 1.142	32,0 1.260	22,0 0.866	21,0 0.827	27,0 1.063	80,0 3.150	24,5 0.965	33,0 1.299	10,5 0.413	-	4,5	0	G2.5	0,5 1.100
E934356030855	02752983	HSK-E50	8,0 0.315	55,0 2.165	29,0 1.142	32,0 1.260	22,0 0.866	21,0 0.827	27,0 1.063	80,0 3.150	24,5 0.965	33,0 1.299	10,5 0.413	-	4,5	0	G2.5	0,5 1.100
E934356031060	02752985	HSK-E50	10,0 0.394	60,0 2.362	34,0 1.339	37,0 1.457	31,0 1.220	24,0 0.945	32,0 1.260	85,0 3.346	24,5 0.965	29,0 1.142	13,0 0.512	-	4,5	0	G2.5	0,6 1.320
E934356031265	02752987	HSK-E50	12,0 0.472	65,0 2.559	39,0 1.535	42,0 1.654	34,0 1.339	24,0 0.945	32,0 1.260	90,0 3.543	24,5 0.965	31,0 1.220	13,0 0.512	-	4,5	0	G2.5	0,6 1.320
E934356031290	02752988	HSK-E50	12,0 0.472	90,0 3.543	64,0 2.520	47,5 1.870	34,0 1.339	24,0 0.945	32,0 1.260	115,0 4.528	44,0 1.732	56,0 2.205	13,0 0.512	M10x1	4,5	0	G2.5	0,7 1.540
E934356031670	02752989	HSK-E50	16,0 0.630	70,0 2.756	44,0 1.732	47,0 1.850	39,0 1.535	27,0 1.063	34,0 1.339	95,0 3.740	24,5 0.965	31,0 1.220	14,0 0.551	M12x1	4,5	0	G2.5	0,6 1.320

Accessories

For	Balancing screws
E934256030670	90ZQ01
E934256030870	90ZQ01
E934356031290	90ZQ01



Spare Parts

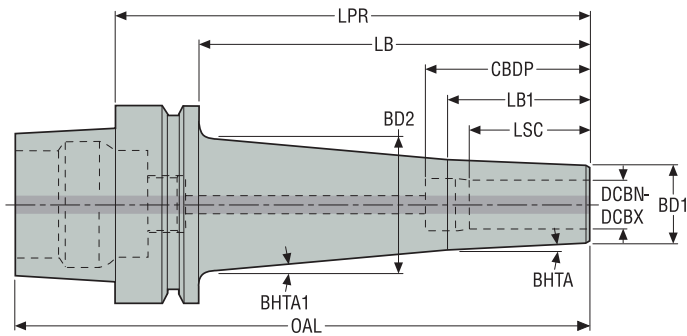
For	Stop screw
E934256030670	19BDR05165
E934256030870	19BDR06165
E934356031290	19BDR10165



Guide
HSK-A
HSK-E
DIN
BT JIS
CAT
Combimaster
Graflex
Seco-Capto™
Others
Operating & setting accessories
Shrinkfit

SFS 5801 – Shrinkfit holders, Mold and Die type – Metric / Inch

HSK-E

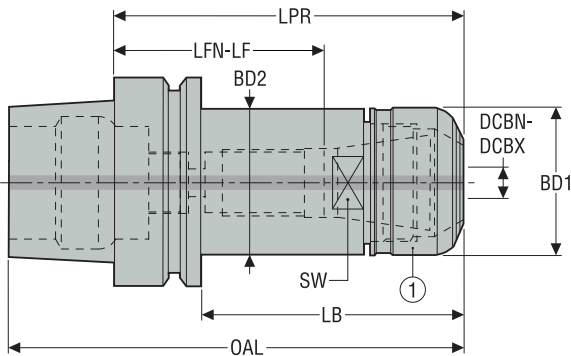


- Run-out ≤3 µm
- For HSK sealing plugs, coolant tubes and tube spanners, see page(s) 376
- For Shrinkfit extensions, see page(s) 367-368
- For ISO attribute explanation, see page 12

Designation	Item number	CTMS	DCBN-DCBX	LPR	LB	LB1	CDBP	LSC	BD1	BD2	OAL	BHTA°	BHTA1°	RFID hole	Balancing	Weight
E934258010360	02418319	HSK-E40	3,0 0.118	60,0 2.362	40,0 1.575	-	-	13,0 0.512	9,0 0.354	13,2 0.519	80,0 3.150	3,0	-	0	G2.5	0,23 0.510
E9342580103100	00048013	HSK-E40	3,0 0.118	100,0 3.937	80,0 3.150	25,0 0.984	-	13,0 0.512	9,0 0.354	21,2 0.836	120,0 4.724	3,0	5,0	0	G2.5	0,3 0.660
E934258010460	02418320	HSK-E40	4,0 0.157	60,0 2.362	40,0 1.575	-	-	15,0 0.591	10,0 0.394	14,2 0.559	80,0 3.150	3,0	-	0	G2.5	0,24 0.530
E9342580104100	00047774	HSK-E40	4,0 0.157	100,0 3.937	80,0 3.150	25,0 0.984	-	15,0 0.591	10,0 0.394	22,2 0.876	120,0 4.724	3,0	5,0	0	G2.5	0,32 0.710
E934258010660	02418323	HSK-E40	6,0 0.236	60,0 2.362	40,0 1.575	-	40,0 1.575	26,0 1.024	12,0 0.472	16,2 0.638	80,0 3.150	3,0	-	0	G2.5	0,25 0.550
E9342580106100	00047778	HSK-E40	6,0 0.236	100,0 3.937	80,0 3.150	32,0 1.260	40,0 1.575	26,0 1.024	12,0 0.472	23,8 0.935	120,0 4.724	3,0	5,0	0	G2.5	0,34 0.750
E934258010860	02418324	HSK-E40	8,0 0.315	60,0 2.362	40,0 1.575	-	42,0 1.654	30,0 1.181	16,0 0.630	20,2 0.795	80,0 3.150	3,0	-	0	G2.5	0,27 0.600
E934258011060	02418325	HSK-E40	10,0 0.394	60,0 2.362	40,0 1.575	40,0 1.575	42,0 1.654	32,0 1.260	18,0 0.709	22,2 0.874	80,0 3.150	3,0	-	0	G2.5	0,28 0.620
E9343580103100	00047797	HSK-E50	3,0 0.118	100,0 3.937	74,0 2.913	25,0 0.984	-	13,0 0.512	9,0 0.354	20,2 0.795	125,0 4.921	3,0	5,0	0	G2.5	0,5 1.100
E9343580104100	00047799	HSK-E50	4,0 0.157	100,0 3.937	74,0 2.913	25,0 0.984	-	15,0 0.591	10,0 0.394	21,2 0.834	125,0 4.921	3,0	5,0	0	G2.5	0,51 1.120
E9343580106100	00047807	HSK-E50	6,0 0.236	100,0 3.937	74,0 2.913	32,0 1.260	40,0 1.575	26,0 1.024	12,0 0.472	22,7 0.894	125,0 4.921	3,0	5,0	0	G2.5	0,53 1.170
E9343580108100	00047812	HSK-E50	8,0 0.315	100,0 3.937	74,0 2.913	36,0 1.417	44,0 1.732	30,0 1.181	16,0 0.630	26,4 1.040	125,0 4.921	3,0	5,0	0	G2.5	0,59 1.300

HSK-E

ERHP 5672 – High precision collet chucks – Metric / Inch



Spare parts:
1 = Nut

- Run-out 3 µm maximum at 3 x ØDCBN-DCBX
- For ER HP collets type 5672, see page(s) 394, 395, 396-402
- * Chuck without thread for stop screw
- For HSK sealing plugs, coolant tubes and tube spanners, see page(s) 376
- For ISO attribute explanation, see page 12

Designation	Item number	CTMS	DCBN	DCBX	CTWS	LPR	BD2	BD1	OAL	LB	LFN	LF	SW	*	RFID hole	Balancing	Weight
			mm Inch	mm Inch		mm Inch	mm Inch	mm Inch	mm Inch	mm Inch	mm Inch	mm Inch	mm Inch				
E934056721655R	02827206	HSK-E25	0,5 0.020	10,0 0.394	HP 16R	55,0 2.165	24,0 0.945	24,0 0.945	68,0 2.677	45,0 1.772	24,0 0.945	25,0 0.984	21 0.827	*	0	G2.5	0,14 0.310
E934156721150	02882774	HSK-E32	0,5 0.020	7,0 0.276	HP 11	50,0 1.969	16,0 0.630	16,0 0.630	66,0 2.598	30,0 1.181	14,0 0.551	32,0 1.260	13 0.512	*	0	G2.5	0,2 0.440
E934156721660R	02827215	HSK-E32	0,5 0.020	10,0 0.394	HP 16R	60,0 2.362	24,0 0.945	24,0 0.945	76,0 2.992	40,0 1.575	29,0 1.142	30,0 1.181	21 0.827	*	0	G2.5	0,24 0.530
E934256721150	02882775	HSK-E40	0,5 0.020	7,0 0.276	HP 11	50,0 1.969	16,0 0.630	16,0 0.630	70,0 2.756	30,0 1.181	14,0 0.551	32,0 1.260	13 0.512	*	0	G2.5	0,3 0.660
E934256721660	02827218	HSK-E40	0,5 0.020	10,0 0.394	HP 16	60,0 2.362	30,0 1.181	30,0 1.181	80,0 3.150	40,0 1.575	29,0 1.142	30,0 1.181	27 1.063	*	0	G2.5	0,36 0.790
E9342567216120	02827220	HSK-E40	0,5 0.020	10,0 0.394	HP 16	120,0 4.724	30,0 1.181	30,0 1.181	140,0 5.512	100,0 3.937	89,0 3.504	90,0 3.543	27 1.063	0	0	G2.5	0,67 1.480
E934256722570	02827221	HSK-E40	1,0 0.039	16,0 0.630	HP 25	70,0 2.756	40,0 1.575	40,0 1.575	90,0 3.543	50,0 1.969	14,0 0.551	32,0 1.260	36 1.417	*	0	G2.5	0,47 1.040
E934356721660	02827225	HSK-E50	0,5 0.020	10,0 0.394	HP 16	60,0 2.362	30,0 1.181	30,0 1.181	85,0 3.346	34,0 1.339	29,0 1.142	30,0 1.181	27 1.063	*	0	G2.5	0,54 1.190
E9343567216120	02827223	HSK-E50	0,5 0.020	10,0 0.394	HP 16	120,0 4.724	30,0 1.181	30,0 1.181	145,0 5.709	94,0 3.701	89,0 3.504	90,0 3.543	27 1.063	0	0	G2.5	0,83 1.830
E934356722570	02827226	HSK-E50	1,0 0.039	16,0 0.630	HP 25	70,0 2.756	40,0 1.575	40,0 1.575	95,0 3.740	44,0 1.732	14,0 0.551	32,0 1.260	36 1.417	*	0	G2.5	0,67 1.480

Accessories

For	Socket	Spanner	Stop screw	Torque key
HP 11	03ER016	03BR016	-	03DYD010100
HP 16	03ER030B	03BR030	-	03DYD010100B
HP 16 (E...120)	03ER030B	03BR030	19B58711	03DYD010100B
HP 16R	03ER024	03BR024	-	03DYD010100
HP 25	03ER040	03BR040	-	03DYD020200

Spare Parts

Guide	For		Nut
HSK-A	HP 11		08B567211
HP 16		08B567216	
HP 16R		08B567216R	
HP 25		08B567225	



HSK-E

DIN

BT JIS

CAT

Combimaster

Graflex

Seco-Capto™

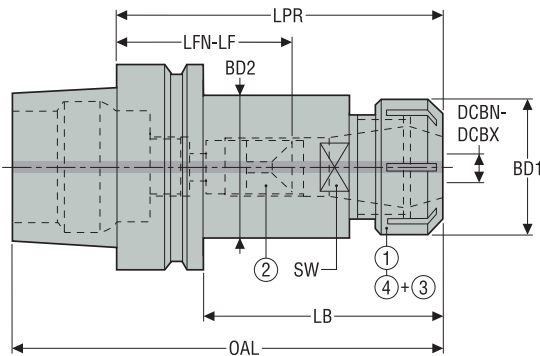
Others

Operating & setting accessories

Shrinkfit

HSK-E

ER 5675 – ER collet chucks – ISO 15488 – Metric / Inch



Accessories:
3 = Sealing ring
4 = Sealing nut

Spare parts:
1 = Nut
2 = Stop screw

- Run-out 10 µm maximum at 3 x ØDCBN-DCBX
- For ER extensions and ER collets, see page(s) 369, 403, 404, 405
- * Chuck without thread for stop screw
- For HSK sealing plugs, coolant tubes and tube spanners, see page(s) 376
- For ER sealing rings, see page(s) 409, 410
- For ISO attribute explanation, see page 12

Designation	Item number	CTMS	DCBN	DCBX	CTWS	LPR	BD2	BD1	OAL	LB	LFN	LF	SW	*	RFID hole	Balancing	Weight
			mm Inch	mm Inch		mm Inch	mm Inch	mm Inch	mm Inch	mm Inch	mm Inch	mm Inch	mm Inch				kg lbs
E934156751660	02750240	HSK-E32	0,5 0.020	10,0 0.394	ER 16	60,0 2.362	26,0 1.024	32,0 1.260	76,0 2.992	40,0 1.575	23,0 0.906	28,0 1.102	22 0.866		0	G2.5	0,25 0.550
E934256751660	02750241	HSK-E40	0,5 0.020	10,0 0.394	ER 16	60,0 2.362	32,0 1.260	32,0 1.260	80,0 3.150	40,0 1.575	26,0 1.024	30,0 1.181	27 1.063		0	G2.5	0,36 0.790
E934256752570	02750243	HSK-E40	1,0 0.039	16,0 0.630	ER 25	70,0 2.756	34,0 1.339	42,0 1.654	90,0 3.543	50,0 1.969	32,0 1.260	32,0 1.260	30 1.181	*	0	G2.5	0,45 0.990
E9343567516100	02750244	HSK-E50	0,5 0.020	10,0 0.394	ER 16	100,0 3.937	32,0 1.260	32,0 1.260	125,0 4.921	74,0 2.913	53,0 2.087	68,0 2.677	21 0.827		0	G2.5	0,76 1.680
E9343567525100	02750245	HSK-E50	1,0 0.039	16,0 0.630	ER 25	100,0 3.937	42,0 1.654	42,0 1.654	125,0 4.921	74,0 2.913	44,0 1.732	62,0 2.441	38 1.496		0	G2.5	0,97 2.140
E9343567532100	02750246	HSK-E50	2,0 0.079	20,0 0.787	ER 32	100,0 3.937	42,0 1.654	50,0 1.969	125,0 4.921	74,0 2.913	45,0 1.772	60,0 2.362	38 1.496		0	G2.5	0,98 2.160

Accessories

For size	Seal nut	Socket	Spanner	Spanner 1	Torque key
ER 16	08B5875161C	03ER032B	03B587516	03BR032	03DYD010100B
E40/ ER 25	08B5875251C	03ER042	03B587525	03BR042	03DYD020200
ER 25	08B5875251C	03ER042	03B587525	03BR042	03DYD020200
ER 32	08B5875321C	03ER050	03B587532	03BR050	03DYD020200

Spare Parts

For size	Nut	Stop screw
ER 16	08B587516X	19B58711
E40/ ER 25	08B587525X	-
ER 25	08B587525X	19B58718
ER 32	08B587532X	19B58722



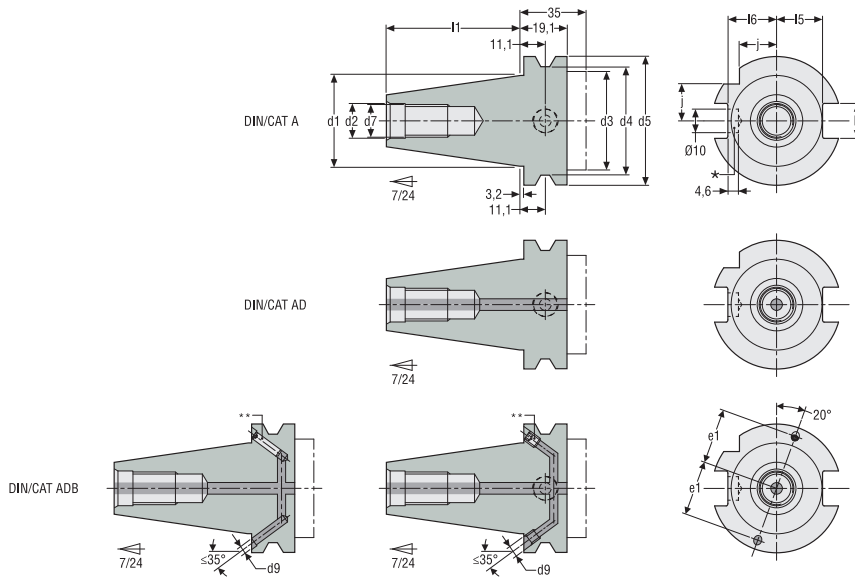
DIN

Seco range of rotating holders allow you to get the most out of both your machine and tool by offering a comprehensive array of solutions to connect them. The range covers all standard workpiece side connections, as well as unique connections. Machine side connections are included for most of the norms, including **DIN 69871**.

- Steadyline, vibration damping shell mill holders
- Shell mill holders, with through coolant channels
- Milling cutter holders, flange mounting
- Disc mill holders
- Side lock holders, Weldon
- Shrinkfit holders
- High precision collet chucks
- Hydraulics chucks and Power milling chucks
- ER collet chucks
- Drill chucks and Tapping chucks
- Taper adapters SA
- Greenstock blanks and Control bars

DIN 69871-A/AD/B/ADB, norm dimensions

DIN 69871-A/AD/B (ISO 7388-1-A/AD/AF) and CAT-A/AD/B (ISO 7388-1-U/UD/UF)



** DIN40 ADB/CAT 40 and DIN50 ADB/CAT50 with sealing dowel

** DIN40 ADB/CAT 40 and DIN50 ADB/CAT50 with sealing screw

Machine side catalogue designation	Through coolant Form	Hole for RFID carrier*	d ₁	d ₃ max	d ₄	d ₅	I ₁ ^{-0.20}	d ₇ ^{6H}	d ₂ ^{H7}	d ₉	e ₁	l ₅	l ₆	b	j
			mm Inch	mm Inch	mm Inch	mm Inch	mm Inch	mm Inch	mm Inch	mm Inch	mm Inch	mm Inch	mm Inch	mm Inch	mm Inch
DIN30	A/AD	No*	31,75 1.250	45 1.772	44,3 1.744	50 1.969	47,8 1.882	M12	13 0.512	-	-	16,4 0.646	19 0.748	16,1 0.634	15 0.591
DIN40	A/AD	*	44,45 1.750	50 1.969	56,25 2.215	63,55 2.502	68,4 2.693	M16	17 0.669	-	-	22,8 0.898	25 0.984	16,1 0.634	18,5 0.728
DIN40 AD / CAT40	A/AD	*	44,45 1.750	44,45 1.750	56,25 2.215	63,55 2.502	68,4 2.693	M16	17 0.669	-	-	22,8 0.898	25 0.984	16,1 0.634	18,5 0.728
DIN40 ADB	A/AD/B	*	44,45 1.750	50 1.969	56,25 2.215	63,55 2.502	68,4 2.693	M16	17 0.669	4 0.157	27 1.063	22,8 0.898	25 0.984	16,1 0.634	18,5 0.728
DIN40 ADB / CAT40	A/AD/B	*	44,45 1.750	44,45 1.750	56,25 2.215	63,55 2.502	68,4 2.693	M16	17 0.669	4 0.157	27 1.063	22,8 0.898	25 0.984	16,1 0.634	18,5 0.728
DIN45	A/AD	*	57,15 2.250	63 2.480	75 2.953	82,55 3.250	82,7 3.256	M20	21 0.827	-	-	29,1 1.146	31,3 1.232	19,3 0.760	24 0.945
DIN50	A/AD	*	69,85 2.750	80 3.150	91,25 3.593	97,5 3.839	101,75 4.006	M24	25 0.984	-	-	35,5 1.398	37,7 1.484	25,7 1.012	30 1.181
DIN50 AD / CAT50	A/AD	*	69,85 2.750	69,85 2.750	91,25 3.593	97,5 3.839	101,75 4.006	M24	25 0.984	-	-	35,5 1.398	37,7 1.484	25,7 1.012	30 1.181
DIN50 ADB	A/AD/B	*	69,85 2.750	80 3.150	91,25 3.593	97,5 3.839	101,75 4.006	M24	25 0.984	6 0.236	42 1.654	35,5 1.398	37,7 1.484	25,7 1.012	30 1.181
DIN50 ADB / CAT50	A/AD/B	*	69,85 2.750	69,85 2.750	91,25 3.593	97,5 3.839	101,75 4.006	M24	25 0.984	6 0.236	42 1.654	35,5 1.398	37,7 1.484	25,7 1.012	30 1.181

Note: These machine side dimensions are applied to all the holders shown in the Product pages.

* In order to know if a hole for RFID carrier exists, see 'RFID hole' column in Product pages:

1= hole for RFID carrier available, if required a carrier can be fitted on request, please enquire.

0= hole for RFID carrier not available, if required hole can be machined and a carrier can be fitted on request, please enquire.

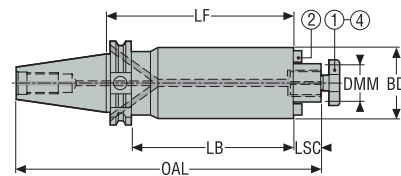
DIN/ CAT (Combined) indicate these holders of the DIN 69871 range feature the fixed diameter d3 of the ANSI B5 50/CAT norm (full ANSICAT conformity restricted by timing notch inclusion and metric pull-stud thread).

SMK 5555/5556 – Steadylite®, vibration damping shell mill holders – Metric / Inch

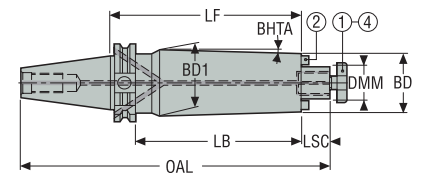
DIN 69871-ADB



Design 1



Design 2



- Direct run-out 5 µm maximum
- DMM 40 mm / 1.575", includes 4 threaded holes for M12 screws on the bearing face Ø66,7 mm / 2.626" according to DIN 6357
- For ISO attribute explanation, see page 12

Accessories:
4 = Bolt, through coolant


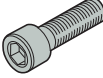


Spare parts:
1 = Bolt
2 = Tenon/Screw

Designation	Item number	CTMS	DMM	LF	BD	BD1	OAL	LB	LSC	Design	BHTA°	RFID hole	Balancing	Weight
			mm Inch	mm Inch	mm Inch	mm Inch	mm Inch	mm Inch	mm Inch					
E3469555516160	02706262	DIN40 ADB	16,0 0.630	160,0 6.299	38,0 1.496	38,0 1.496	245,4 9.661	140,9 5.547	17,0 0.669	1	-	1	PB	2,12 4.670
E3469555522210	02675726	DIN40 ADB	22,0 0.866	210,0 8.268	48,0 1.890	48,0 1.890	297,4 11.709	190,9 7.516	19,0 0.748	1	-	1	PB	3,74 8.250
E3469555622260	02675741	DIN40 ADB	22,0 0.866	260,0 10.236	48,0 1.890	63,2 2.488	347,4 13.677	241,0 9.488	19,0 0.748	2	1,9	1	PB	5,56 12.260
E3471555522210	02675749	DIN50 ADB	22,0 0.866	210,0 8.268	48,0 1.890	48,0 1.890	330,75 13.022	190,9 7.516	19,0 0.748	1	-	1	PB	5,36 11.820
E3471555622260	02675750	DIN50 ADB	22,0 0.866	260,0 10.236	48,0 1.890	66,0 2.598	380,7 14.988	241,0 9.488	19,0 0.748	2	2,0	1	PB	7,52 16.580
E3471555527260	02675751	DIN50 ADB	27,0 1.063	260,0 10.236	60,0 2.362	60,0 2.362	382,75 15.069	240,9 9.484	21,0 0.827	1	-	1	PB	8,52 18.780
E3471555627320	02675752	DIN50 ADB	27,0 1.063	320,0 12.598	62,0 2.441	79,3 3.122	442,75 17.431	300,9 11.846	21,0 0.827	2	1,7	1	PB	12,26 27.030
E3471555532330	02706263	DIN50 ADB	32,0 1.260	330,0 12.992	78,0 3.071	78,0 3.071	455,75 17.943	310,9 12.240	24,0 0.945	1	-	1	PB	14,96 32.980
E3471555540350	02753471	DIN50 ADB	40,0 1.575	350,0 13.780	89,0 3.504	89,0 3.504	478,75 18.848	330,9 13.028	27,0 1.063	1	-	1	PB	20,4 44.970

Accessories

For Taper/ DMM	Bolt, through coolant	Spanner
DIN40/ 16/ 0.630	5801608L	5811608
DIN40/ 22/ 0.866	5802210L	5812210
DIN50/ 22/ 0.866	5802210L	5812210
DIN50/ 27/ 1.063	5802712L	5812712
DIN50/ 32/ 1.260	5803216L	5813216
DIN50/ 40/ 1.575	5804020L	5814020

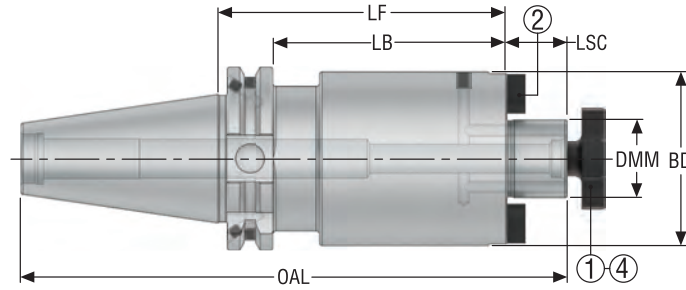
Spare Parts

For Taper/ DMM	Bolt 	Screw 	Sealing Screws 	Tenon 
DIN40/ 16/ 0.630	5801608	950D0312	950A0406	16C2080810A
DIN40/ 22/ 0.866	5802210	950D0416	950A0406	16C2101111
DIN50/ 22/ 0.866	5802210	950D0416	950A0606	16C2101111
DIN50/ 27/ 1.063	5802712	950D0516	950A0606	16C2121214A
DIN50/ 32/ 1.260	5803216	950D0516	950A0606	16C2141421A
DIN50/ 40/ 1.575	5804020	950D0616	950A0606	16C2161621A

- Guide
- HSK-A
- HSK-E
- DIN**
- BT JIS
- CAT
- Combimaster
- Graflex
- Seco-Capto™
- Others
- Operating & setting accessories
- Shrinkfit

SM – Shell mill holders, with through coolant channels – Metric / Inch

DIN 69871-ADB




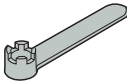
- Direct run-out 5 µm maximum
- DMM 40 mm / 1.575", includes 4 threaded holes for M12 screws on the bearing face Ø66,7 mm / 2.626" according to DIN 6357
- For ISO attribute explanation, see page 12

Accessories:
4 = Bolt, through coolant



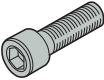

Spare parts:
1 = Bolt
2 = Tenon/Screw

Designation	Item number	CTMS	DMM		LF	BD	OAL	LB	LSC	RFID hole	Balancing	Weight
			mm	Inch								
DIN40ADB-SM16-035-L1	10007162	DIN40 ADB	16,0	0.630	35,0	1.496	120,4	15,9	17,0	1	G6.3	0,9 1.980
DIN40ADB-SM16-100-L1	10007163	DIN40 ADB	16,0	0.630	100,0	1.496	185,4	80,9	17,0	1	G6.3	1,5 3.310
DIN40ADB-SM22-035-L1	10007164	DIN40 ADB	22,0	0.866	35,0	1.378	122,4	15,9	19,0	1	G6.3	1,0 2.200
DIN40ADB-SM22-100-L1	10007167	DIN40 ADB	22,0	0.866	100,0	1.378	187,4	80,9	19,0	1	G6.3	1,4 3.090
DIN40ADB-SM27-045-L1	10007169	DIN40 ADB	27,0	1.063	45,0	1.772	134,4	25,9	21,0	1	G6.3	1,3 2.870
DIN40ADB-SM27-100-L1	10007171	DIN40 ADB	27,0	1.063	100,0	1.772	189,4	80,9	21,0	1	G6.3	2,5 5.510
DIN40ADB-SM32-050-L1	10007172	DIN40 ADB	32,0	1.260	50,0	1.969	142,4	30,9	24,0	1	G6.3	1,6 3.530
DIN40ADB-SM40-050-L1	10007174	DIN40 ADB	40,0	1.575	50,0	1.969	145,4	30,9	27,0	1	G6.3	1,9 4.190
DIN50ADB-SM16-100-L1	10007177	DIN50 ADB	16,0	0.630	100,0	1.496	218,75	80,9	17,0	1	G6.3	3,0 6.610
DIN50ADB-SM22-035-L1	10007178	DIN50 ADB	22,0	0.866	35,0	1.378	155,75	15,9	19,0	1	G6.3	2,7 5.950
DIN50ADB-SM22-100-L1	10007179	DIN50 ADB	22,0	0.866	100,0	1.378	220,75	80,9	19,0	1	G6.3	3,5 7.720
DIN50ADB-SM22-160-L1	10007180	DIN50 ADB	22,0	0.866	160,0	1.890	280,75	140,9	19,0	1	G6.3	4,3 9.480
DIN50ADB-SM27-040-L1	10007181	DIN50 ADB	27,0	1.063	40,0	1.575	162,75	20,9	21,0	1	G6.3	2,9 6.390
DIN50ADB-SM27-100-L1	10007182	DIN50 ADB	27,0	1.063	100,0	1.575	222,75	80,9	21,0	1	G6.3	4,2 9.260
DIN50ADB-SM27-160-L1	10007183	DIN50 ADB	27,0	1.063	160,0	2.362	282,75	140,9	21,0	1	G6.3	5,5 12.130
DIN50ADB-SM32-050-L1	10007184	DIN50 ADB	32,0	1.260	50,0	1.969	175,75	30,9	24,0	1	G6.3	3,7 8.160
DIN50ADB-SM32-100-L1	10007185	DIN50 ADB	32,0	1.260	100,0	1.969	225,75	80,9	24,0	1	G6.3	5,5 12.130
DIN50ADB-SM32-160-L1	10007186	DIN50 ADB	32,0	1.260	160,0	2.362	285,75	140,9	24,0	1	G6.3	7,6 16.760
DIN50ADB-SM40-050-L1	10007187	DIN50 ADB	40,0	1.575	50,0	1.969	178,75	30,9	27,0	1	G6.3	3,9 8.600
DIN50ADB-SM40-100-L1	10007188	DIN50 ADB	40,0	1.575	100,0	2.362	228,75	80,9	27,0	1	G6.3	6,2 13.670
DIN50ADB-SM40-160-L1	10007189	DIN50 ADB	40,0	1.575	160,0	2.362	258,75	140,9	27,0	1	G6.3	9,0 19.840

Accessories

For Taper/ DMM	Bolt, through coolant	Spanner
		
DIN40/ 16/ 0.630	5801608L	5811608
DIN40/ 22/ 0.866	5802210L	5812210
DIN40/ 27/ 1.063	5802712L	5812712
DIN40/ 32/ 1.260	5803216L	5813216
DIN40/ 40/ 1.575	5804020L	5814020
DIN50/ 16/ 0.630	5801608L	5811608
DIN50/ 22/ 0.866	5802210L	5812210
DIN50/ 27/ 1.063	5802712L	5812712
DIN50/ 32/ 1.260	5803216L	5813216
DIN50/ 40/ 1.575	5804020L	5814020

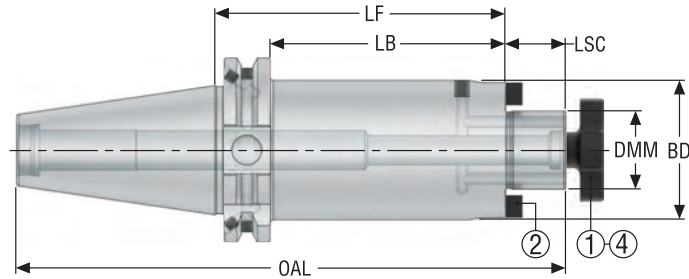
Spare Parts

For Taper/ DMM	Bolt	Plug	Screw	Tenon
				
DIN40/ 16/ 0.630	5801608	950AIE0404	950D0312	16C716A
DIN40/ 22/ 0.866	5802210	950AIE0404	950D0412	16C722A
DIN40/ 27/ 1.063	5802712	950AIE0404	950D0515	16C727A
DIN40/ 32/ 1.260	5803216	950AIE0404	950D0615	16C732A
DIN40/ 40/ 1.575	5804020	950AIE0404	950D0615	16C740A
DIN50/ 16/ 0.630	5801608	950AIE0505	950D0312	16C716A
DIN50/ 22/ 0.866	5802210	950AIE0505	950D0412	16C722A
DIN50/ 27/ 1.063	5802712	950AIE0505	950D0515	16C727A
DIN50/ 32/ 1.260	5803216	950AIE0505	950D0615	16C732A
DIN50/ 40/ 1.575	5804020	950AIE0505	950D0615	16C740A

- Guide
- HSK-A
- HSK-E
- DIN
- BT JIS
- CAT
- Combimaster
- Graflex
- Seco-Capto™
- Others
- Operating & setting accessories
- Shrinkfit

SM – Shell mill holders, small face with through coolant channels – ISO 3937 – Metric / Inch

DIN 69871-ADB




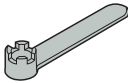
- Direct run-out 5 µm maximum
- Small workpiece side diameter BD according to ISO 3937, suitable for Seco disc mill cutters Type B
- For ISO attribute explanation, see page 12

Accessories:
4 = Bolt, through coolant





Spare parts:
1 = Bolt
2 = Tenon/Screw

Designation	Item number	CTMS	DMM	LF	BD	OAL	LB	LSC	RFID hole	Balancing	Weight
			mm Inch	mm Inch	mm Inch	mm Inch	mm Inch	mm Inch			kg lbs
DIN40ADB-SM22-044-F3L1	10007165	DIN40 ADB	22,0 0.866	44,0 1.732	40,0 1.575	131,4 5.173	24,9 0.980	19,0 0.748	1	G6.3	1,1 2.430
DIN40ADB-SM22-100-F3L1	10007166	DIN40 ADB	22,0 0.866	100,0 3.937	40,0 1.575	187,4 7.378	80,9 3.185	19,0 0.748	1	G6.3	1,6 3.530
DIN40ADB-SM27-044-F3L1	10007175	DIN40 ADB	27,0 1.063	44,0 1.732	48,0 1.890	133,4 5.252	24,9 0.980	21,0 0.827	1	G6.3	1,2 2.650
DIN40ADB-SM27-100-F3L1	10007170	DIN40 ADB	27,0 1.063	100,0 3.937	48,0 1.890	189,4 7.457	80,9 3.185	21,0 0.827	1	G6.3	1,9 4.190
DIN40ADB-SM32-060-F3L1	10007176	DIN40 ADB	32,0 1.260	60,0 2.362	58,0 2.283	152,4 6.000	40,9 1.610	24,0 0.945	1	G6.3	1,5 3.310
DIN40ADB-SM40-060-F3L1	10007173	DIN40 ADB	40,0 1.575	60,0 2.362	70,0 2.756	155,4 6.118	40,9 1.610	27,0 1.063	1	G6.3	1,9 4.190
DIN50ADB-SM22-044-F3L1	03301599	DIN50 ADB	22,0 0.866	44,0 1.732	40,0 1.575	164,75 6.486	24,9 0.980	19,0 0.748	1	G6.3	2,8 6.170
DIN50ADB-SM22-100-F3L1	03301600	DIN50 ADB	22,0 0.866	100,0 3.937	40,0 1.575	220,75 8.691	80,9 3.185	19,0 0.748	1	G6.3	3,4 7.500
DIN50ADB-SM22-160-F3L1	03301601	DIN50 ADB	22,0 0.866	160,0 6.299	40,0 1.575	280,75 11.053	140,9 5.547	19,0 0.748	1	G6.3	3,9 8.600
DIN50ADB-SM27-044-F3L1	10007147	DIN50 ADB	27,0 1.063	44,0 1.732	48,0 1.890	166,75 6.565	24,9 0.980	27,0 1.063	1	G6.3	2,8 6.170
DIN50ADB-SM27-100-F3L1	03301602	DIN50 ADB	27,0 1.063	100,0 3.937	48,0 1.890	222,75 8.770	80,9 3.185	21,0 0.827	1	G6.3	3,8 8.380
DIN50ADB-SM27-160-F3L1	03301603	DIN50 ADB	27,0 1.063	160,0 6.299	48,0 1.890	282,75 11.132	140,9 5.547	21,0 0.827	1	G6.3	4,6 10.140
DIN50ADB-SM32-044-F3L1	10007161	DIN50 ADB	32,0 1.260	44,0 1.732	58,0 2.283	169,75 6.683	24,9 0.980	27,0 1.063	1	G6.3	3,0 6.610
DIN50ADB-SM32-100-F3L1	03301604	DIN50 ADB	32,0 1.260	100,0 3.937	58,0 2.283	225,75 8.888	80,9 3.185	24,0 0.945	1	G6.3	4,3 9.480
DIN50ADB-SM32-160-F3L1	03301605	DIN50 ADB	32,0 1.260	160,0 6.299	58,0 2.283	285,75 11.250	140,9 5.547	24,0 0.945	1	G6.3	5,5 12.130
DIN50ADB-SM40-044-F3L1	10007168	DIN50 ADB	40,0 1.575	44,0 1.732	70,0 2.756	172,75 6.801	24,9 0.980	21,0 0.827	1	G6.3	3,4 7.500
DIN50ADB-SM40-100-F3L1	03301606	DIN50 ADB	40,0 1.575	100,0 3.937	70,0 2.756	228,75 9.006	80,9 3.185	27,0 1.063	1	G6.3	5,2 11.460
DIN50ADB-SM40-160-F3L1	03301607	DIN50 ADB	40,0 1.575	160,0 6.299	70,0 2.756	288,75 11.368	140,9 5.547	27,0 1.063	1	G6.3	6,9 15.210

Accessories

For DMM	Bolt, through coolant	Spanner
		
DIN40/ 22/ 0.866	5802210L	5812210
DIN40/ 27/ 1.063	5802712L	5812712
DIN40/ 32/ 1.260	5803216L	5813216
DIN40/ 40/ 1.575	5804020L	5814020
DIN50/ 22/ 0.866 (-044)	5802210L	5812210
DIN50/ 22/ 0.866	5802210L	5812210
DIN50/ 27/ 1.063 (-044)	5802712L	5812712
DIN50/ 27/ 1.063	5802712L	5812712
DIN50/ 32/ 1.260	5803216L	5813216
DIN50/ 40/ 1.575	5804020L	5814020

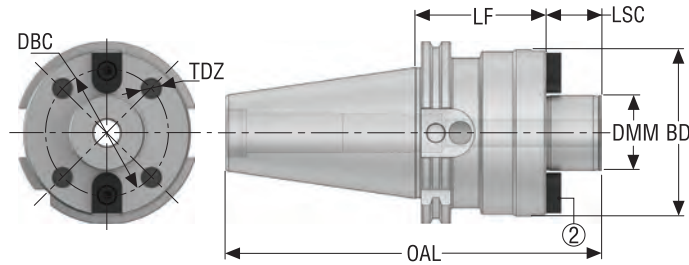
Spare Parts

For DMM	Bolt	Plug	Screw	Tenon
				
DIN40/ 22/ 0.866	5802210	950AIE0404	951D0410	16C722
DIN40/ 27/ 1.063	5802712	950AIE0404	951D0512	16C727
DIN40/ 32/ 1.260	5803216	950AIE0404	950D0612	16C732
DIN40/ 40/ 1.575	5804020	950AIE0404	950D0615	16C740
DIN50/ 22/ 0.866 (-044)	5802210	950AIE0505	951D0512	16C727
DIN50/ 22/ 0.866	5802210	950AIE0505	951D0410	16C722
DIN50/ 27/ 1.063 (-044)	5802712	950AIE0505	950D0515	16C727A
DIN50/ 27/ 1.063	5802712	950AIE0505	951D0512	16C727
DIN50/ 32/ 1.260	5803216	950AIE0505	951D0616	16C732
DIN50/ 40/ 1.575	5804020	950AIE0505	951D0616	16C740

- Guide
- HSK-A
- HSK-E
- DIN
- BT JIS
- CAT
- Combimaster
- Graflex
- Seco-Capto™
- Others
- Operating & setting accessories
- Shrinkfit

SMF – Milling cutter holders, flange mounting – DIN 6357/ DIN 2079 – Metric / Inch

DIN 69871-AD



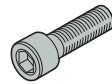
- Direct run-out 5 µm maximum
- For ISO attribute explanation, see page 12

Spare parts:
2 = Tenon/Screw

Designation	Item number	CTMS	DMM	LF	BD	OAL	LSC	DBC	TDZ	RFID hole	Balancing	Weight
			mm <i>Inch</i>	mm <i>Inch</i>	mm <i>Inch</i>	mm <i>Inch</i>	mm <i>Inch</i>	mm <i>Inch</i>				
DIN50AD-SMF40-070	03301611	DIN50 AD	40,0 <i>1.575</i>	70,0 <i>2.756</i>	89,0 <i>3.504</i>	201,75 <i>7.943</i>	30,0 <i>1.181</i>	66,7 <i>2.626</i>	M12	1	G6.3	5,0 <i>11.020</i>
DIN50AD-SMF60-070	03301612	DIN50 AD	60,0 <i>2.362</i>	70,0 <i>2.756</i>	129,0 <i>5.079</i>	211,75 <i>8.337</i>	40,0 <i>1.575</i>	101,6 <i>4.000</i>	M16	1	G6.3	7,4 <i>16.310</i>

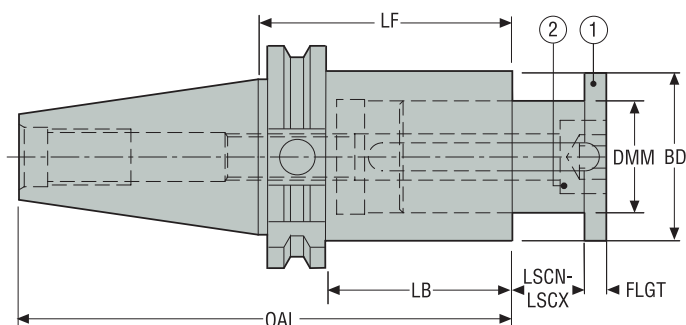
Spare Parts

For	Screw	Tenon
DIN50AD-SMF40-070	951D0616	16C34040
DIN50AD-SMF60-070	951D1225	16C35060



DIN 69871-AD

DM 5657 – Disc mill holders – Metric / Inch



Spare parts:
1 = Slide rod
2 = Screw

- Best suited for Seco disc mill cutters Type A
- For ISO attribute explanation, see page 12

Designation	Item number	CTMS	DMM	LF	BD	OAL	LB	FLGT	LSCN	LSCX	RFID hole	Balancing	Weight
			mm Inch	mm Inch	mm Inch	mm Inch	mm Inch	mm Inch	mm Inch	mm Inch			
E446956572265	02602691	DIN40 AD	22,0 0.866	65,0 2.559	35,0 1.378	133,4 5.252	45,9 1.807	4,0 0.157	0,0 0.0	12,0 0.472	1	PB	1,16 2.560
E446956572765	02602693	DIN40 AD	27,0 1.063	65,0 2.559	42,0 1.654	133,4 5.252	45,9 1.807	5,0 0.197	0,0 0.0	15,0 0.591	1	PB	1,33 2.930
E446956573290	02602694	DIN40 AD	32,0 1.260	90,0 3.543	48,0 1.890	158,4 6.236	70,9 2.791	6,0 0.236	0,0 0.0	24,0 0.945	1	PB	1,85 4.080
E4471565740100	02602697	DIN50 AD	40,0 1.575	100,0 3.937	58,0 2.283	201,7 7.941	80,9 3.185	7,0 0.276	0,0 0.0	30,0 1.181	1	PB	4,38 9.660
E4471565750160	02602699	DIN50 AD	50,0 1.969	160,0 6.299	72,0 2.835	261,7 10.303	140,9 5.547	8,0 0.315	0,0 0.0	32,0 1.260	1	PB	7,06 15.560

Spare Parts

For DMM	Screw	Slide rod
22/ 0.866	19C565722	565722
27/ 1.063	19C565727	565727
32/ 1.260	950D1690	565732
40/ 1.575	19C565740	565740
50/ 1.969	19C565750	565750

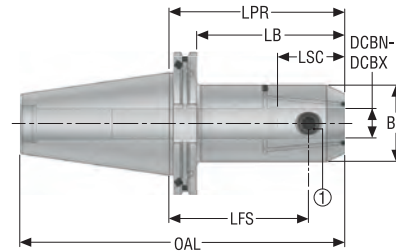
Guide
HSK-A
HSK-E
DIN
BT JIS
CAT
Combimaster
Graflex
Seco-Capto™
Others
Operating & setting accessories
Shrinkfit

EM – Side lock holders, Weldon – DIN 1835 Form B/ DIN 6535 Form HB – Metric / Inch

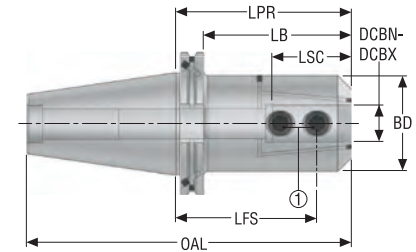
DIN 69871-ADB



Design 1



Design 2






- Weldon ØDCBN-DCBX 20, 25, 32 and 40 mm / 0.787, 0.984, 1.260 and 1.575" with ground face (Seco-Weldon compatible)
- With 2 coolant channels for front lubrication which can be sealed with included screws
- For ISO attribute explanation, see page 12

Spare parts:
1 = Locking screw

Designation	Item number	CTMS	DCBN-DCBX		LPR	LB	LSC	BD	OAL	LFS	Design	RFID hole	Balancing	Weight								
			mm	Inch											mm	Inch	kg	lbs				
DIN40ADB-EM06-050-L1	10007238	DIN40 ADB	6,0	0.236	50,0	1.969	30,9	1.217	34,0	1.339	0.984	25,0	0.984	118,4	4.661	32,0	1.260	1	1	G6.3	0,9	1.980
DIN40ADB-EM06-120-L1	10007239	DIN40 ADB	6,0	0.236	120,0	4.724	100,9	3.972	34,0	1.339	0.984	25,0	0.984	188,4	7.417	102,0	4.016	1	1	G6.3	1,0	2.200
DIN40ADB-EM08-050-L1	10007240	DIN40 ADB	8,0	0.315	50,0	1.969	30,9	1.217	34,0	1.339	1.102	28,0	1.102	118,4	4.661	32,0	1.260	1	1	G6.3	0,9	1.980
DIN40ADB-EM10-050-L1	10007241	DIN40 ADB	10,0	0.394	50,0	1.969	30,9	1.217	38,0	1.496	1.378	35,0	1.378	118,4	4.661	30,0	1.181	1	1	G6.3	1,0	2.200
DIN40ADB-EM12-050-L1	10007242	DIN40 ADB	12,0	0.472	50,0	1.969	30,9	1.217	43,0	1.693	1.654	42,0	1.654	118,4	4.661	27,5	1.083	1	1	G6.3	1,0	2.200
DIN40ADB-EM14-050-L1	10007243	DIN40 ADB	14,0	0.551	50,0	1.969	30,9	1.217	43,0	1.693	1.732	44,0	1.732	118,4	4.661	27,5	1.083	1	1	G6.3	1,0	2.200
DIN40ADB-EM16-063-L1	10007244	DIN40 ADB	16,0	0.630	63,0	2.480	43,9	1.728	46,0	1.811	1.890	48,0	1.890	131,4	5.173	39,0	1.535	1	1	G6.3	1,2	2.650
DIN40ADB-EM16-120-L1	10007245	DIN40 ADB	16,0	0.630	120,0	4.724	100,9	3.972	46,0	1.811	1.890	48,0	1.890	188,4	7.417	96,0	3.780	1	1	G6.3	2,0	4.410
DIN40ADB-EM18-063-L1	10007246	DIN40 ADB	18,0	0.709	63,0	2.480	43,9	1.728	46,0	1.811	1.969	50,0	1.969	131,4	5.173	39,0	1.535	1	1	G6.3	1,3	2.870
DIN40ADB-EM20-063-L1	10007248	DIN40 ADB	20,0	0.787	63,0	2.480	43,9	1.728	48,0	1.890	2.047	52,0	2.047	131,4	5.173	38,0	1.496	1	1	G6.3	1,3	2.870
DIN40ADB-EM20-120-L1	10007249	DIN40 ADB	20,0	0.787	120,0	4.724	100,9	3.972	48,0	1.890	2.047	52,0	2.047	188,4	7.417	95,0	3.740	1	1	G6.3	2,2	4.850
DIN40ADB-EM25-100-L1	10007251	DIN40 ADB	25,0	0.984	100,0	3.937	80,9	3.185	54,0	2.126	2.480	63,0	2.480	168,4	6.630	76,0	2.992	2	1	G6.3	2,2	4.850
DIN40ADB-EM32-100-L1	10007253	DIN40 ADB	32,0	1.260	100,0	3.937	80,9	3.185	58,0	2.283	2.835	72,0	2.835	168,4	6.630	76,0	2.992	2	1	G6.3	2,4	5.290
DIN50ADB-EM06-063-L1	10007254	DIN50 ADB	6,0	0.236	63,0	2.480	43,9	1.728	34,0	1.339	0.984	25,0	0.984	164,75	6.486	45,0	1.772	1	1	G6.3	2,5	5.510
DIN50ADB-EM06-120-L1	03301716	DIN50 ADB	6,0	0.236	120,0	4.724	100,9	3.972	34,0	1.339	0.984	25,0	0.984	221,75	8.730	102,0	4.016	1	1	G6.3	2,9	6.390
DIN50ADB-EM08-063-L1	10007255	DIN50 ADB	8,0	0.315	63,0	2.480	43,9	1.728	34,0	1.339	1.102	28,0	1.102	164,75	6.486	45,0	1.772	1	1	G6.3	2,5	5.510
DIN50ADB-EM08-120-L1	10007256	DIN50 ADB	8,0	0.315	120,0	4.724	100,9	3.972	34,0	1.339	1.102	28,0	1.102	221,75	8.730	102,0	4.016	1	1	G6.3	2,7	5.950
DIN50ADB-EM10-063-L1	10007257	DIN50 ADB	10,0	0.394	63,0	2.480	43,9	1.728	38,0	1.496	1.378	35,0	1.378	164,75	6.486	43,0	1.693	1	1	G6.3	2,7	5.950
DIN50ADB-EM10-120-L1	10007258	DIN50 ADB	10,0	0.394	120,0	4.724	100,9	3.972	38,0	1.496	1.378	35,0	1.378	221,75	8.730	100,0	3.937	1	1	G6.3	3,0	6.610
DIN50ADB-EM12-063-L1	10007259	DIN50 ADB	12,0	0.472	63,0	2.480	43,9	1.728	43,0	1.693	1.654	42,0	1.654	164,75	6.486	40,5	1.594	1	1	G6.3	2,7	5.950
DIN50ADB-EM12-120-L1	10007260	DIN50 ADB	12,0	0.472	120,0	4.724	100,9	3.972	43,0	1.693	1.654	42,0	1.654	221,75	8.730	97,5	3.839	1	1	G6.3	3,2	7.050

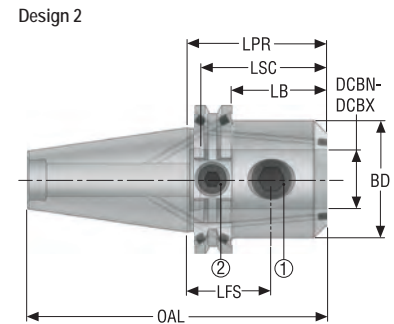
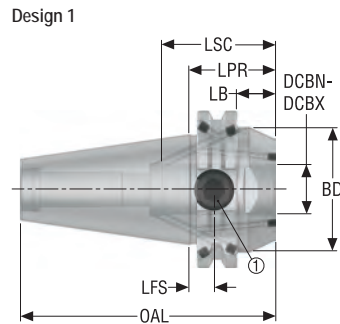
Designation	Item number	CTMS	DCBN-DCBX	LPR	LB	LSC	BD	OAL	LFS	Design	RFID hole	Balancing	Weight
DIN50ADB-EM14-063-L1	10007261	DIN50 ADB	14,0 0.551	63,0 2.480	43,9 1.728	43,0 1.693	44,0 1.732	164,75 6.486	40,5 1.594	1	1	G6.3	2,8 6.170
DIN50ADB-EM16-063-L1	10007262	DIN50 ADB	16,0 0.630	63,0 2.480	43,9 1.728	46,0 1.811	48,0 1.890	164,75 6.486	39,0 1.535	1	1	G6.3	3,0 6.610
DIN50ADB-EM16-120-L1	10007263	DIN50 ADB	16,0 0.630	120,0 4.724	100,9 3.972	46,0 1.811	48,0 1.890	221,75 8.730	96,0 3.780	1	1	G6.3	3,5 7.720
DIN50ADB-EM16-160-L1	10007264	DIN50 ADB	16,0 0.630	160,0 6.299	140,9 5.547	46,0 1.811	48,0 1.890	261,75 10.305	136,0 5.354	1	1	G6.3	3,9 8.600
DIN50ADB-EM18-063-L1	10007265	DIN50 ADB	18,0 0.709	63,0 2.480	43,9 1.728	46,0 1.811	50,0 1.969	164,75 6.486	39,0 1.535	1	1	G6.3	3,1 6.830
DIN50ADB-EM20-063-L1	10007266	DIN50 ADB	20,0 0.787	63,0 2.480	43,9 1.728	48,0 1.890	52,0 2.047	164,75 6.486	38,0 1.496	1	1	G6.3	2,9 6.390
DIN50ADB-EM20-120-L1	10007267	DIN50 ADB	20,0 0.787	120,0 4.724	100,9 3.972	48,0 1.890	52,0 2.047	221,75 8.730	95,0 3.740	1	1	G6.3	3,7 8.160
DIN50ADB-EM25-080-L1	10007268	DIN50 ADB	25,0 0.984	80,0 3.150	60,9 2.398	54,0 2.126	65,0 2.559	181,75 7.156	56,0 2.205	2	1	G6.3	3,6 7.940
DIN50ADB-EM25-120-L1	10007269	DIN50 ADB	25,0 0.984	120,0 4.724	100,9 3.972	54,0 2.126	65,0 2.559	221,75 8.730	96,0 3.780	2	1	G6.3	4,5 9.920
DIN50ADB-EM32-100-L1	10007270	DIN50 ADB	32,0 1.260	100,0 3.937	80,9 3.185	58,0 2.283	72,0 2.835	201,75 7.943	76,0 2.992	2	1	G6.3	4,4 9.700
DIN50ADB-EM40-120-L1	10007271	DIN50 ADB	40,0 1.575	120,0 4.724	100,9 3.972	68,0 2.677	80,0 3.150	221,75 8.730	90,0 3.543	2	1	G6.3	5,6 12.350
DIN50ADB-EM50-130-L1	10007272	DIN50 ADB	50,0 1.969	130,0 5.118	110,9 4.366	78,0 3.071	100,0 3.937	231,75 9.124	95,0 3.740	2	1	G6.3	7,1 15.650

Spare Parts

For DCBN-DCBX	Coolant screw	Locking screw	Plug
			
DIN40/ 6/ 0.236	950A0304	951C0610	950AIE0404
DIN40/ 8/ 0.315	950A0304	951C0810	950AIE0404
DIN40/ 10/ 0.394	950A0304	951C1012	950AIE0404
DIN40/ 12/ 0.472	950A0304	951C1216	950AIE0404
DIN40/ 14/ 0.551	950A0304	951C1216	950AIE0404
DIN40/ 16/ 0.630-18/ 0.709	950A0304	951C1416	950AIE0404
DIN40/ 20/ 0.787	950A0304	951C1616	950AIE0404
DIN40/ 25/ 0.984	950A0304	951C1820	950AIE0404
DIN40/ 32/ 1.260	950A0304	951C2020	950AIE0404
DIN50/ 6/ 0.236	950A0304	951C0610	950AIE0505
DIN50/ 8/ 0.315	950A0304	951C0810	950AIE0505
DIN50/ 10/ 0.394	950A0304	951C1012	950AIE0505
DIN50/ 12/ 0.472	950A0304	951C1216	950AIE0505
DIN50/ 14/ 0.551	950A0304	951C1216	950AIE0505
DIN50/ 16/ 0.630-18/ 0.709	950A0304	951C1416	950AIE0505
DIN50/ 20/ 0.787	950A0304	951C1616	950AIE0505
DIN50/ 25/ 0.984	950A0304	951C1820	950AIE0505
DIN50/ 32/ 1.260-40/ 1.575	950A0304	951C2020	950AIE0505
DIN50/ 50/ 1.969	950A0304	951C2425	950AIE0505

EM – Side lock holders, Weldon short – Metric / Inch

DIN 69871-ADB



- Weldon ØDCBN-DCBX 20, 25, 32 and 40 mm / 0.787, 0.984, 1.260 and 1.575" with ground face (Seco-Weldon compatible)
- With 2 coolant channels for front lubrication which can be sealed with included screws
- For ISO attribute explanation, see page 12

- Spare parts:
 1 = Locking screw
 2 = Locking screw, reduced

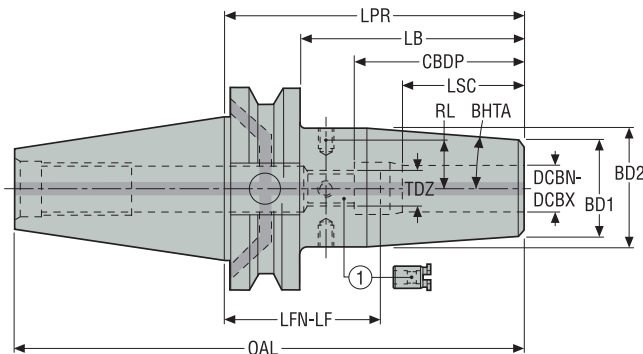
Designation	Item number	CTMS	DCBN-DCBX	LPR	LB	LSC	BD	OAL	LFS	Design	RFID hole	Balancing	Weight
			mm Inch	mm Inch	mm Inch	mm Inch	mm Inch	mm Inch	mm Inch				
DIN40ADB-EM20-035-F5L1	10007247	DIN40 ADB	20,0 0.787	35,0 1.378	15,9 0.626	48,0 1.890	50,0 1.969	103,4 4.071	10,0 0.394	1	1	G6.3	0,9 1.980
DIN40ADB-EM25-060-F5L1	10007250	DIN40 ADB	25,0 0.984	60,0 2.362	40,9 1.610	54,0 2.126	50,0 1.969	128,4 5.055	36,0 1.417	2	1	G6.3	1,1 2.430
DIN40ADB-EM32-075-F5L1	10007252	DIN40 ADB	32,0 1.260	75,0 2.953	55,9 2.201	58,0 2.283	72,0 2.835	143,4 5.646	51,0 2.008	2	1	G6.3	2,3 5.070
DIN50ADB-EM25-060-F5L1	03301717	DIN50 ADB	25,0 0.984	60,0 2.362	40,9 1.610	54,0 2.126	65,0 2.559	161,75 6.368	36,5 1.437	2	0	G6.3	3,3 7.280
DIN50ADB-EM32-060-F5L1	03301718	DIN50 ADB	32,0 1.260	60,0 2.362	40,9 1.610	58,0 2.283	72,0 2.835	161,75 6.368	36,0 1.417	2	0	G6.3	3,4 7.500

Spare Parts

For	Coolant screw	Locking screw	Locking screw, reduced	Plug
DIN40ADB-EM20-035-F5L1	950A0304	951C1614	-	950AIE0404
DIN40ADB-EM25-060-F5L1	950A0304	951C1814	950A1410	950AIE0404
DIN40ADB-EM32-075-F5L1	950A0304	951C2020	950A1410	950AIE0404
DIN50ADB-EM25-060-F5L1	950A0304	951C1820	950A1416	950AIE0505
DIN50ADB-EM32-060-F5L1	950A0304	951C2020	950A1416	950AIE0505

DIN 69871-ADB

SFD 5603 – Shrinkfit holders, DIN type – Metric / Inch



- Run-out ≤3 µm
- Delivered with one stop screw
- For Shrinkfit extensions, see page(s) 367-368
- For ISO attribute explanation, see page 12

Designation	Item number	CTMS	DCBN-DCBX		LPR	LB	CBDP	LSC	BD1	BD2	OAL	LFN	LF	RL	TDZ	BHTA°	RFID hole	Balancing	Weight
			mm Inch	mm Inch															
E346956030680	02752997	DIN40 ADB	6,0 0.236	80,0 3.150	60,9 2.398	37,5 1.476	22,0 0.866	21,0 0.827	27,0 1.063	148,4 5.843	44,0 1.732	58,0 2.283	10,5 0.413	M5x0.8	4,5	1	G2.5	1,01 2.230	
E3469560306120	02752994	DIN40 ADB	6,0 0.236	120,0 4.724	100,9 3.972	37,5 1.476	22,0 0.866	21,0 0.827	27,0 1.063	188,4 7.417	84,0 3.307	98,0 3.858	10,5 0.413	M5x0.8	4,5	1	G2.5	1,18 2.600	
E3469560306160	02752996	DIN40 ADB	6,0 0.236	160,0 6.299	140,9 5.547	37,5 1.476	22,0 0.866	21,0 0.827	27,0 1.063	228,4 8.992	124,0 4.882	138,0 5.433	10,5 0.413	M5x0.8	4,5	1	G2.5	1,4 3.090	
E346956030880	02753002	DIN40 ADB	8,0 0.315	80,0 3.150	60,9 2.398	37,5 1.476	26,0 1.024	21,0 0.827	27,0 1.063	148,4 5.843	44,0 1.732	54,0 2.126	10,5 0.413	M6x1	4,5	1	G2.5	1,0 2.200	
E3469560308120	02752999	DIN40 ADB	8,0 0.315	120,0 4.724	100,9 3.972	37,5 1.476	26,0 1.024	21,0 0.827	27,0 1.063	188,4 7.417	84,0 3.307	94,0 3.701	10,5 0.413	M6x1	4,5	1	G2.5	1,2 2.650	
E3469560308160	02753001	DIN40 ADB	8,0 0.315	160,0 6.299	140,9 5.547	37,5 1.476	26,0 1.024	21,0 0.827	27,0 1.063	228,4 8.992	124,0 4.882	134,0 5.276	10,5 0.413	M6x1	4,5	1	G2.5	1,32 2.910	
E346956031080	02753006	DIN40 ADB	10,0 0.394	80,0 3.150	60,9 2.398	42,5 1.673	31,0 1.220	24,0 0.945	32,0 1.260	148,4 5.843	39,0 1.535	49,0 1.929	13,0 0.512	M8x1	4,5	1	G2.5	1,06 2.340	
E3469560310120	02753003	DIN40 ADB	10,0 0.394	120,0 4.724	100,9 3.972	42,5 1.673	31,0 1.220	24,0 0.945	32,0 1.260	188,4 7.417	79,0 3.110	89,0 3.504	13,0 0.512	M8x1	4,5	1	G2.5	1,3 2.870	
E3469560310160	02753004	DIN40 ADB	10,0 0.394	160,0 6.299	140,9 5.547	42,5 1.673	31,0 1.220	24,0 0.945	32,0 1.260	228,4 8.992	119,0 4.685	129,0 5.079	13,0 0.512	M8x1	4,5	1	G2.5	1,52 3.350	
E346956031280	02753009	DIN40 ADB	12,0 0.472	80,0 3.150	60,9 2.398	47,5 1.870	34,0 1.339	24,0 0.945	32,0 1.260	148,4 5.843	34,0 1.339	46,0 1.811	13,0 0.512	M10x1	4,5	1	G2.5	1,04 2.290	
E3469560312120	02753007	DIN40 ADB	12,0 0.472	120,0 4.724	100,9 3.972	47,5 1.870	34,0 1.339	24,0 0.945	32,0 1.260	188,4 7.417	74,0 2.913	86,0 3.386	13,0 0.512	M10x1	4,5	1	G2.5	1,27 2.800	
E3469560312160	02753008	DIN40 ADB	12,0 0.472	160,0 6.299	140,9 5.547	47,5 1.870	34,0 1.339	24,0 0.945	32,0 1.260	228,4 8.992	114,0 4.488	126,0 4.961	13,0 0.512	M10x1	4,5	1	G2.5	1,5 3.310	
E346956031480	02753012	DIN40 ADB	14,0 0.551	80,0 3.150	60,9 2.398	47,5 1.870	34,0 1.339	27,0 1.063	34,0 1.339	148,4 5.843	34,0 1.339	46,0 1.811	14,0 0.551	M10x1	4,5	1	G2.5	1,09 2.400	
E3469560314120	02753010	DIN40 ADB	14,0 0.551	120,0 4.724	100,9 3.972	47,5 1.870	34,0 1.339	27,0 1.063	34,0 1.339	188,4 7.417	74,0 2.913	86,0 3.386	14,0 0.551	M10x1	4,5	1	G2.5	1,35 2.980	
E346956031680	02753015	DIN40 ADB	16,0 0.630	80,0 3.150	60,9 2.398	50,5 1.988	39,0 1.535	27,0 1.063	34,0 1.339	148,4 5.843	31,0 1.220	41,0 1.614	14,0 0.551	M12x1	4,5	1	G2.5	1,06 2.340	
E3469560316120	02753013	DIN40 ADB	16,0 0.630	120,0 4.724	100,9 3.972	50,5 1.988	39,0 1.535	27,0 1.063	34,0 1.339	188,4 7.417	71,0 2.795	81,0 3.189	14,0 0.551	M12x1	4,5	1	G2.5	1,4 3.090	
E3469560316160	02753014	DIN40 ADB	16,0 0.630	160,0 6.299	140,9 5.547	50,5 1.988	39,0 1.535	27,0 1.063	34,0 1.339	228,4 8.992	111,0 4.370	121,0 4.764	14,0 0.551	M12x1	4,5	1	G2.5	1,6 3.530	
E346956031880	02753018	DIN40 ADB	18,0 0.709	80,0 3.150	60,9 2.398	50,5 1.988	39,0 1.535	33,0 1.299	42,0 1.654	148,4 5.843	31,0 1.220	41,0 1.614	18,0 0.709	M12x1	4,5	1	G2.5	1,3 2.870	
E346956032080	02753021	DIN40 ADB	20,0 0.787	80,0 3.150	60,9 2.398	52,5 2.067	41,0 1.614	33,0 1.299	42,0 1.654	148,4 5.843	29,0 1.142	39,0 1.535	18,0 0.709	M16x1	4,5	1	G2.5	1,15 2.540	
E3469560320120	02753019	DIN40 ADB	20,0 0.787	120,0 4.724	100,9 3.972	52,5 2.067	41,0 1.614	33,0 1.299	42,0 1.654	188,4 7.417	69,0 2.717	79,0 3.110	18,0 0.709	M16x1	4,5	1	G2.5	1,6 3.530	
E3469560325100	02753022	DIN40 ADB	25,0 0.984	100,0 3.937	80,9 3.185	58,5 2.303	47,0 1.850	44,0 1.732	53,0 2.087	168,4 6.630	43,0 1.693	53,0 2.087	23,5 0.925	M16x1	4,5	1	G2.5	1,7 3.750	



Guide
 HSK-A
 HSK-E
 DIN
 BT JIS
 CAT
 Combimaster
 Grafix
 Seco-Capto™
 Others
 Operating & setting accessories
 Shrinkfit

Guide	Designation	Item number	CTMS	DCBN-DCBX		LPR	LB	CBDP	LSC	BD1	BD2	OAL	LFN	LF	RL	TDZ	BHTA°	RFID hole	Balancing	Weight
				mm Inch	mm Inch															
	E347156030680	02753023	DIN50 ADB	6,0 0.236	80,0 3.150	60,9 2.398	37,5 1.476	22,0 0.866	21,0 0.827	27,0 1.063	181,75 7.156	44,0 1.732	58,0 2.283	10,5 0.413	M5x0.8	4,5	1	G2.5	2,79 6.150	
	E3471560306160	02753024	DIN50 ADB	6,0 0.236	160,0 6.299	140,9 5.547	37,5 1.476	22,0 0.866	21,0 0.827	27,0 1.063	261,75 10.305	124,0 4.882	138,0 5.433	10,5 0.413	M5x0.8	4,5	1	G2.5	3,05 6.720	
HSK-A	E347156030880	02753025	DIN50 ADB	8,0 0.315	80,0 3.150	60,9 2.398	37,5 1.476	26,0 1.024	21,0 0.827	27,0 1.063	181,75 7.156	44,0 1.732	54,0 2.126	10,5 0.413	M6x1	4,5	1	G2.5	2,77 6.110	
	E3471560308160	02753026	DIN50 ADB	8,0 0.315	160,0 6.299	140,9 5.547	37,5 1.476	26,0 1.024	21,0 0.827	27,0 1.063	261,75 10.305	124,0 4.882	134,0 5.276	10,5 0.413	M6x1	4,5	1	G2.5	3,04 6.700	
HSK-E	E347156031080	02753027	DIN50 ADB	10,0 0.394	80,0 3.150	60,9 2.398	42,5 1.673	31,0 1.220	24,0 0.945	32,0 1.260	181,75 7.156	39,0 1.535	49,0 1.929	13,0 0.512	M8x1	4,5	1	G2.5	2,83 6.240	
	E3471560310160	02753028	DIN50 ADB	10,0 0.394	160,0 6.299	140,9 5.547	42,5 1.673	31,0 1.220	24,0 0.945	32,0 1.260	261,75 10.305	119,0 4.685	129,0 5.079	13,0 0.512	M8x1	4,5	1	G2.5	3,27 7.210	
	E347156031280	02753029	DIN50 ADB	12,0 0.472	80,0 3.150	60,9 2.398	47,5 1.870	34,0 1.339	24,0 0.945	32,0 1.260	181,75 7.156	34,0 1.339	46,0 1.811	13,0 0.512	M10x1	4,5	1	G2.5	2,81 6.190	
	E3471560312160	02753030	DIN50 ADB	12,0 0.472	160,0 6.299	140,9 5.547	47,5 1.870	34,0 1.339	24,0 0.945	32,0 1.260	261,75 10.305	114,0 4.488	126,0 4.961	13,0 0.512	M10x1	4,5	1	G2.5	3,25 7.170	
DIN	E347156031480	02753031	DIN50 ADB	14,0 0.551	80,0 3.150	60,9 2.398	47,5 1.870	34,0 1.339	27,0 1.063	34,0 1.339	181,75 7.156	34,0 1.339	46,0 1.811	14,0 0.551	M10x1	4,5	1	G2.5	2,86 6.310	
	E347156031680	02753032	DIN50 ADB	16,0 0.630	80,0 3.150	60,9 2.398	50,5 1.988	39,0 1.535	27,0 1.063	34,0 1.339	181,75 7.156	31,0 1.220	41,0 1.614	14,0 0.551	M12x1	4,5	1	G2.5	2,83 6.240	
	E3471560316160	02753033	DIN50 ADB	16,0 0.630	160,0 6.299	140,9 5.547	50,5 1.988	39,0 1.535	27,0 1.063	34,0 1.339	261,75 10.305	111,0 4.370	121,0 4.764	14,0 0.551	M12x1	4,5	1	G2.5	3,4 7.500	
BT JIS	E347156031880	02753035	DIN50 ADB	18,0 0.709	80,0 3.150	60,9 2.398	50,5 1.988	39,0 1.535	33,0 1.299	42,0 1.654	181,75 7.156	31,0 1.220	41,0 1.614	18,0 0.709	M12x1	4,5	1	G2.5	3,0 6.610	
	E347156032080	02753037	DIN50 ADB	20,0 0.787	80,0 3.150	60,9 2.398	52,5 2.067	41,0 1.614	33,0 1.299	42,0 1.654	181,75 7.156	29,0 1.142	39,0 1.535	18,0 0.709	M16x1	4,5	1	G2.5	2,92 6.440	
	E3471560320160	02753039	DIN50 ADB	20,0 0.787	160,0 6.299	140,9 5.547	52,5 2.067	41,0 1.614	33,0 1.299	42,0 1.654	261,75 10.305	109,0 4.291	119,0 4.685	18,0 0.709	M16x1	4,5	1	G2.5	3,7 8.160	
CAT	E347156032590	02753040	DIN50 ADB	25,0 0.984	90,0 3.543	70,9 2.791	58,5 2.303	47,0 1.850	44,0 1.732	53,0 2.087	191,75 7.549	33,0 1.299	43,0 1.693	23,5 0.925	M16x1	4,5	1	G2.5	3,35 7.390	
	E3471560325160	02753041	DIN50 ADB	25,0 0.984	160,0 6.299	140,9 5.547	58,5 2.303	47,0 1.850	44,0 1.732	53,0 2.087	261,75 10.305	103,0 4.055	113,0 4.449	23,5 0.925	M16x1	4,5	1	G2.5	4,47 9.850	
	E347156033290	02753042	DIN50 ADB	32,0 1.260	90,0 3.543	70,9 2.791	62,5 2.461	51,0 2.008	44,0 1.732	53,0 2.087	191,75 7.549	29,0 1.142	39,0 1.535	23,5 0.925	M16x1	4,5	1	G2.5	3,18 7.010	

Accessories

For	Balancing screws
All	90ZQ01

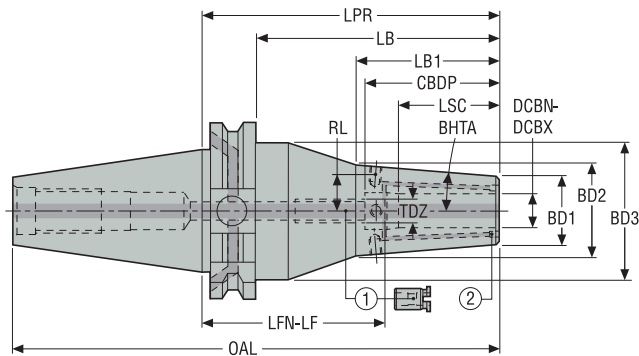
Spare Parts

For Taper/ DCBN-DCBX	Sealing Screws	Stop screw
		
DIN40/ 6/ 0.236	950A0406	19BDR05165
DIN40/ 8/ 0.315	950A0406	19BDR06165
DIN40/ 10/ 0.394	950A0406	19BDR08165
DIN40/ 12/ 0.472	950A0406	19BDR10165
DIN40/ 14/ 0.551	950A0406	19BDR10165
DIN40/ 16/ 0.630-18/ 0.709	950A0406	19BDR12165
DIN40/ 20/ 0.787-25/ 0.984	950A0406	19BDR16165
DIN50/ 6/ 0.236	950A0606	19BDR05165
DIN50/ 8/ 0.315	950A0606	19BDR06165
DIN50/ 10/ 0.394	950A0606	19BDR08165
DIN50/ 12/ 0.472	950A0606	19BDR10165
DIN50/ 14/ 0.551	950A0606	19BDR10165
DIN50/ 16/ 0.630-18/ 0.709	950A0606	19BDR12165
DIN50/ 20/ 0.787-32/ 1.260	950A0606	19BDR16165

- Guide
- HSK-A
- HSK-E
- DIN**
- BT JIS
- CAT
- Combimaster
- Graflex
- Seco-Capto™
- Others
- Operating & setting accessories
- Shrinkfit

SFR 5600 – Shrinkfit holders, reinforced – Metric / Inch

DIN 69871-ADB




- Run-out $\leq 3 \mu\text{m}$
- With coolant supply channels towards the tool (plugged)
- Delivered with one stop screw
- * Holder without threaded holes for balancing screw
- For ISO attribute explanation, see page 12




Spare parts:
1 = Stop screw
2 = Sealing plugs

Designation	Item number	CTMS	DCBN-DCBX	LPR	LB	LB1	CDBP	LSC	BD1	BD2	BD3	OAL	LFN	LF	RL	TDZ	BHTA°	*	RFID hole	Balancing	Weight
E346956001065	02845510	DIN40 ADB	10,0 0.394	65,0 2.559	45,9 1.807	-	42,5 1.673	31,0 1.220	27,0 1.063	35,2 1.385	-	133,4 5.252	24,0 0.945	34,0 1.339	13,5 0.531	M8x1	4,5		1	G2.5	1,05 2.310
E3469560010130	02845521	DIN40 ADB	10,0 0.394	130,0 5.118	110,9 4.366	52,0 2.047	42,5 1.673	31,0 1.220	27,0 1.063	35,2 1.385	49,5 1.949	198,4 7.811	89,0 3.504	99,0 3.898	13,5 0.531	M8x1	4,5		1	G2.5	1,8 3.970
E346956001265	02845511	DIN40 ADB	12,0 0.472	65,0 2.559	45,9 1.807	-	47,5 1.870	34,0 1.339	27,0 1.063	35,2 1.385	-	133,4 5.252	19,0 0.748	31,0 1.220	13,5 0.531	M10x1	4,5		1	G2.5	1,05 2.310
E3469560012130	02845522	DIN40 ADB	12,0 0.472	130,0 5.118	110,9 4.366	52,0 2.047	47,5 1.870	34,0 1.339	27,0 1.063	35,2 1.385	49,5 1.949	198,4 7.811	84,0 3.307	96,0 3.780	13,5 0.531	M10x1	4,5		1	G2.5	1,75 3.860
E346956001665	02845512	DIN40 ADB	16,0 0.630	65,0 2.559	45,9 1.807	-	50,5 1.988	39,0 1.535	33,0 1.299	42,1 1.659	-	133,4 5.252	16,0 0.630	26,0 1.024	17,0 0.669	M12x1	4,5		1	G2.5	1,1 2.430
E3469560016130	02845523	DIN40 ADB	16,0 0.630	130,0 5.118	110,9 4.366	58,0 2.283	50,5 1.988	39,0 1.535	33,0 1.299	42,1 1.659	49,5 1.949	198,4 7.811	81,0 3.189	91,0 3.583	17,0 0.669	M12x1	4,5		1	G2.5	1,9 4.190
E346956002065	02845513	DIN40 ADB	20,0 0.787	65,0 2.559	45,9 1.807	-	52,5 2.067	41,0 1.614	44,0 1.732	53,1 2.092	49,5 1.949	133,4 5.252	14,0 0.551	24,0 0.945	21,5 0.846	M16x1	4,5	*	1	G2.5	1,27 2.800
E3469560020130	02845524	DIN40 ADB	20,0 0.787	130,0 5.118	110,9 4.366	-	52,5 2.067	41,0 1.614	44,0 1.732	53,1 2.092	49,5 1.949	198,4 7.811	79,0 3.110	89,0 3.504	21,5 0.846	M16x1	4,5		1	G2.5	2,36 5.200
E3471560006160	02845544	DIN50 ADB	6,0 0.236	160,0 6.299	140,9 5.547	-	37,5 1.476	22,0 0.866	24,0 0.945	32,2 1.267	79,5 3.130	261,75 10.305	124,0 4.882	138,0 5.433	12,0 0.472	M5x0.8	4,5		1	G2.5	4,85 10.690
E3471560008160	02845545	DIN50 ADB	8,0 0.315	160,0 6.299	140,9 5.547	52,0 2.047	37,5 1.476	26,0 1.024	24,0 0.945	32,2 1.267	79,5 3.130	261,75 10.305	124,0 4.882	134,0 5.276	12,0 0.472	M6x1	4,5		1	G2.5	4,85 10.690
E3471560010160	02845546	DIN50 ADB	10,0 0.394	160,0 6.299	140,9 5.547	52,0 2.047	42,5 1.673	31,0 1.220	27,0 1.063	35,2 1.385	79,5 3.130	261,75 10.305	119,0 4.685	129,0 5.079	13,5 0.531	M8x1	4,5		1	G2.5	4,95 10.910
E347156001280	02845537	DIN50 ADB	12,0 0.472	80,0 3.150	60,9 2.398	-	47,5 1.870	34,0 1.339	27,0 1.063	35,2 1.385	-	181,75 7.156	34,0 1.339	46,0 1.811	13,5 0.531	M10x1	4,5		1	G2.5	2,95 6.500
E3471560012160	02845547	DIN50 ADB	12,0 0.472	160,0 6.299	140,9 5.547	181,0 7.126	47,5 1.870	34,0 1.339	27,0 1.063	35,2 1.385	79,5 3.130	261,75 10.305	114,0 4.488	126,0 4.961	13,5 0.531	M10x1	4,5		1	G2.5	4,95 10.910
E3471560012200	02845554	DIN50 ADB	12,0 0.472	200,0 7.874	180,9 7.122	52,0 2.047	47,5 1.870	34,0 1.339	27,0 1.063	35,2 1.385	79,5 3.130	301,75 11.880	154,0 6.063	166,0 6.535	13,5 0.531	M10x1	4,5		1	G2.5	5,75 12.680
E347156001680	02845538	DIN50 ADB	16,0 0.630	80,0 3.150	60,9 2.398	-	50,5 1.988	39,0 1.535	33,0 1.299	42,1 1.659	-	181,75 7.156	31,0 1.220	41,0 1.614	17,0 0.669	M12x1	4,5		1	G2.5	3,05 6.720
E3471560016160	02845548	DIN50 ADB	16,0 0.630	160,0 6.299	140,9 5.547	58,0 2.283	50,5 1.988	39,0 1.535	33,0 1.299	42,1 1.659	79,5 3.130	261,75 10.305	111,0 4.370	121,0 4.764	17,0 0.669	M12x1	4,5		1	G2.5	5,1 11.240
E3471560016200	02845555	DIN50 ADB	16,0 0.630	200,0 7.874	180,9 7.122	58,0 2.283	50,5 1.988	39,0 1.535	33,0 1.299	42,1 1.659	79,5 3.130	301,75 11.880	151,0 5.945	161,0 6.339	17,0 0.669	M12x1	4,5		1	G2.5	6,0 13.230
E347156002080	02845539	DIN50 ADB	20,0 0.787	80,0 3.150	60,9 2.398	-	52,5 2.067	41,0 1.614	44,0 1.732	53,1 2.092	-	181,75 7.156	29,0 1.142	39,0 1.535	21,5 0.846	M16x1	4,5		1	G2.5	3,26 7.190
E347156002590	02845540	DIN50 ADB	25,0 0.984	90,0 3.543	70,9 2.791	-	58,5 2.303	47,0 1.850	48,0 1.890	57,1 2.249	-	191,75 7.549	33,0 1.299	43,0 1.693	25,0 0.984	M16x1	4,5		1	G2.5	3,67 8.090
E347156003290	02845541	DIN50 ADB	32,0 1.260	90,0 3.543	70,9 2.791	-	62,5 2.461	51,0 2.008	48,0 1.890	57,1 2.249	-	191,75 7.549	29,0 1.142	39,0 1.535	25,0 0.984	M16x1	4,5		1	G2.5	3,5 7.720

Accessories

For	Balancing screws
	
All	90ZQ01

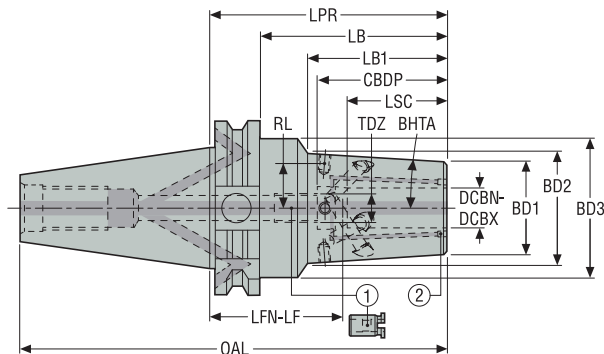
Spare Parts

For Taper/ DCBN-DCBX	Sealing plugs	Sealing Screws	Stop screw
			
DIN40/ 10/ 0.394	90AI03	950A0406	19BDR08165
DIN40/ 12/ 0.472	90AI03	950A0406	19BDR10165
DIN40/ 16/ 0.630	90AI03	950A0406	19BDR12165
DIN40/ 160.315	90AI03	950A0406	19BDR12165
DIN40/ 20/ 0.787-25/ 0.984	90AI04	950A0406	19BDR16165
DIN50/ 6/ 0.236	90AI03	950A0606	19BDR05165
DIN50/ 8/ 0.315	90AI03	950A0606	19BDR06165
DIN50/ 10/ 0.394	90AI03	950A0606	19BDR08165
DIN50/ 12/ 0.472	90AI03	950A0606	19BDR10165
DIN50/ 16/ 0.630	90AI03	950A0606	19BDR12165
DIN50/ 20/ 0.787-32/ 1.260	90AI04	950A0606	19BDR16165

- Guide
- HSK-A
- HSK-E
- DIN
- BT JIS
- CAT
- Combimaster
- Graflex
- Seco-Capto™
- Others
- Operating & setting accessories
- Shrinkfit

SFR 5600P Safe-Lock™ – Shrinkfit holders, reinforced and with tool pull-out protection – Metric / Inch

DIN 69871-ADB



- Run-out ≤3 µm
- With coolant supply channels towards the tool (plugged)
- Delivered with one stop screw installed
- * Holder without threaded holes for balancing screw
- For ISO attribute explanation, see page 12

Spare parts:
1 = Stop screw
2 = Sealing plugs

Designation	Item number	CTMS	DCBN-DCBX		LPR*	LB	LB1	CBDP	LSC	BD1	BD2	BD3	OAL	LFN	LF	RL	TDZ	BHTA°	*	RFID hole	Balancing	Weight
			mm	Inch																		
E346956001265P	02904869	DIN40 ADB	12,0 0.472	65,0 2.559	45,9 1.807	-	47,5 1.870	34,0 1.339	27,0 1.063	34,3 1.350	-	133,4 5.252	19,0 0.748	27,5 1.083	13,5 0.531	M10x1	4,5	-	1	G2.5	1,1 2.430	
E346956001665P	02904870	DIN40 ADB	16,0 0.630	65,0 2.559	45,9 1.807	-	50,5 1.988	39,0 1.535	33,0 1.299	40,3 1.587	-	133,4 5.252	16,0 0.630	24,0 0.945	17,0 0.669	M12x1	4,5	-	1	G2.5	1,1 2.430	
E346956002065P	02904871	DIN40 ADB	20,0 0.787	65,0 2.559	45,9 1.807	-	52,5 2.067	41,0 1.614	44,0 1.732	-	49,5 1.949	133,4 5.252	14,0 0.551	22,0 0.866	-	M16x1	4,5	*	1	G2.5	1,3 2.870	
E347156001280P	02904873	DIN50 ADB	12,0 0.472	80,0 3.150	60,9 2.398	-	47,5 1.870	34,0 1.339	27,0 1.063	36,6 1.441	-	181,75 7.156	34,0 1.339	42,5 1.673	13,5 0.531	M10x1	4,5	-	1	G2.5	3,0 6.610	
E347156001680P	02904874	DIN50 ADB	16,0 0.630	80,0 3.150	60,9 2.398	-	50,5 1.988	39,0 1.535	33,0 1.299	42,6 1.677	-	181,75 7.156	31,0 1.220	39,0 1.535	17,0 0.669	M12x1	4,5	-	1	G2.5	3,1 6.830	
E347156002080P	02904875	DIN50 ADB	20,0 0.787	80,0 3.150	60,9 2.398	-	52,5 2.067	41,0 1.614	44,0 1.732	53,6 2.110	-	181,75 7.156	29,0 1.142	39,0 1.535	21,5 0.846	M16x1	4,5	-	1	G2.5	3,4 7.500	
E347156002590P	02904876	DIN50 ADB	25,0 0.984	90,0 3.543	70,9 2.791	-	58,5 2.303	47,0 1.850	48,0 1.890	61,2 2.409	-	191,75 7.549	33,0 1.299	41,0 1.614	25,0 0.984	M16x1	4,5	-	1	G2.5	3,7 8.160	
E347156003290P	02904877	DIN50 ADB	32,0 1.260	90,0 3.543	70,9 2.791	-	62,5 2.461	51,0 2.008	48,0 1.890	61,2 2.409	-	191,75 7.549	29,0 1.142	39,0 1.535	25,0 0.984	M16x1	4,5	-	1	G2.5	3,5 7.720	

Accessories

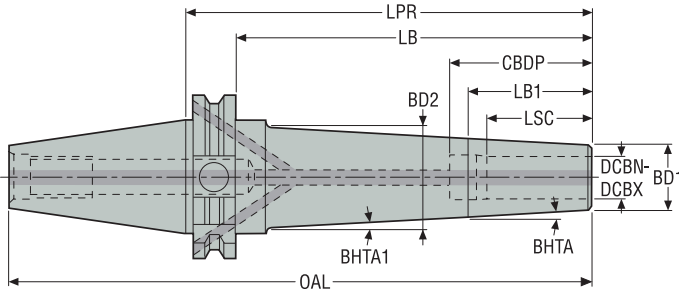
For	Balancing screws
All	90ZQ01

Spare Parts

For Taper/ DCBN-DCBX	Sealing plugs	Sealing Screws	Stop screw
DIN40/ 12/ 0.472-16/ 0.630	90AI03	950A0406	-
DIN40/ 20/ 0.787	90AI04	950A0406	19BDR16165
DIN50/ 12/ 0.472-16/ 0.630	90AI03	950A0606	-
DIN50/ 20/ 0.787-32/ 1.260	90AI04	950A0606	19BDR16165

DIN/CAT (Combined)


SFS 5801 – Shrinkfit holders, Mold and Die type – Metric / Inch



- Run-out ≤3 µm
- For Shrinkfit extensions, see page(s) 367-368
- For ISO attribute explanation, see page 12

Designation	Item number	CTMS	DCBN-DCBX	LPR	LB	LB1	CDBP	LSC	BD1	BD2	OAL	BHTA°	BHTA1°	RFID hole	Balancing	Weight
			mm Inch	mm Inch	mm Inch	mm Inch	mm Inch	mm Inch	mm Inch	mm Inch	mm Inch	mm Inch	mm Inch			
E347658010380	00034443	DIN40 ADB/ CAT40	3,0 0.118	80,0 3.150	60,9 2.398	25,0 0.984	-	13,0 0.512	9,0 0.354	15,1 0.595	148,4 5.843	3,0	5,0	1	G2.5	1,0 2.200
E3476580103140	00047866	DIN40 ADB/ CAT40	3,0 0.118	140,0 5.512	120,9 4.760	25,0 0.984	-	13,0 0.512	9,0 0.354	25,6 1.009	208,4 8.205	3,0	5,0	1	G2.5	1,12 2.470
E347658010480	00034446	DIN40 ADB/ CAT40	4,0 0.157	80,0 3.150	60,9 2.398	25,0 0.984	-	15,0 0.591	10,0 0.394	16,1 0.635	148,4 5.843	3,0	5,0	1	G2.5	1,0 2.200
E3476580104140	00048122	DIN40 ADB/ CAT40	4,0 0.157	140,0 5.512	120,9 4.760	25,0 0.984	-	15,0 0.591	10,0 0.394	26,6 1.048	208,4 8.205	3,0	5,0	1	G2.5	1,13 2.490
E347658010680	00034448	DIN40 ADB/ CAT40	6,0 0.236	80,0 3.150	60,9 2.398	-	40,0 1.575	26,0 1.024	12,0 0.472	16,7 0.658	148,4 5.843	3,0	-	1	G2.5	1,02 2.250
E3476580106140	00048125	DIN40 ADB/ CAT40	6,0 0.236	140,0 5.512	120,9 4.760	32,0 1.260	40,0 1.575	26,0 1.024	12,0 0.472	28,1 1.107	208,4 8.205	3,0	5,0	1	G2.5	1,17 2.580
E347658010880	00034449	DIN40 ADB/ CAT40	8,0 0.315	80,0 3.150	60,9 2.398	-	44,0 1.732	30,0 1.181	16,0 0.630	20,7 0.816	148,4 5.843	3,0	-	1	G2.5	1,04 2.290
E3476580108140	00048139	DIN40 ADB/ CAT40	8,0 0.315	140,0 5.512	120,9 4.760	36,0 1.417	44,0 1.732	30,0 1.181	16,0 0.630	31,8 1.254	208,4 8.205	3,0	5,0	1	G2.5	1,23 2.710
E347658011080	00034450	DIN40 ADB/ CAT40	10,0 0.394	80,0 3.150	60,9 2.398	-	45,0 1.772	32,0 1.260	18,0 0.709	22,7 0.894	148,4 5.843	3,0	-	1	G2.5	1,05 2.310
E3476580110160	00048163	DIN40 ADB/ CAT40	10,0 0.394	160,0 6.299	140,9 5.547	38,0 1.496	45,0 1.772	32,0 1.260	18,0 0.709	37,2 1.465	228,4 8.992	3,0	5,0	1	G2.5	1,44 3.170
E347658011280	00034452	DIN40 ADB/ CAT40	12,0 0.472	80,0 3.150	60,9 2.398	-	46,0 1.811	34,0 1.339	20,0 0.787	24,7 0.973	148,4 5.843	3,0	-	1	G2.5	1,06 2.340

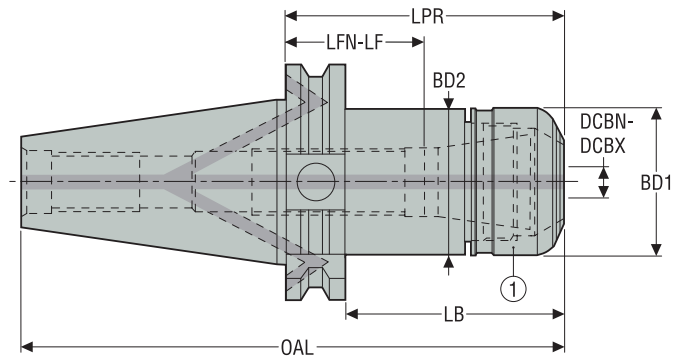
Spare Parts

For	Sealing Screws
	
All	950A0406

Guide
 HSK-A
 HSK-E
 DIN
 BT JIS
 CAT
 Combimaster
 Grafix
 Seco-Capto™
 Others
 Operating & setting accessories
 Shrinkfit

ERHP 5672 – High precision collet chucks – Metric / Inch

DIN 69871-ADB



- Run-out 3 µm maximum at 3 x ØDCBN-DCBX
- For ER HP collets type 5672, see page(s) 394, 395, 396-402
- For ISO attribute explanation, see page 12



Spare parts:
1 = Nut

Designation	Item number	CTMS	DCBN	DCBX	CTWS	LPR	BD2	BD1	OAL	LB	LFN	LF	RFID hole	Balancing	Weight
															kg lbs
E346956721670	02827228	DIN40 ADB	0,5 0.020	10,0 0.394	HP 16	70,0 2.756	30,0 1.181	30,0 1.181	138,4 5.449	50,9 2.004	39,0 1.535	40,0 1.575	1	G2.5	1,0 2.200
E3469567216130	02827230	DIN40 ADB	0,5 0.020	10,0 0.394	HP 16	130,0 5.118	30,0 1.181	30,0 1.181	198,4 7.811	110,9 4.366	99,0 3.898	100,0 3.937	1	G2.5	1,28 2.820
E346956722570	02827231	DIN40 ADB	1,0 0.039	16,0 0.630	HP 25	70,0 2.756	40,0 1.575	40,0 1.575	138,4 5.449	50,9 2.004	14,0 0.551	32,0 1.260	1	G2.5	1,1 2.430
E3469567225160	02827232	DIN40 ADB	1,0 0.039	16,0 0.630	HP 25	160,0 6.299	40,0 1.575	40,0 1.575	228,4 8.992	140,9 5.547	104,0 4.094	122,0 4.803	1	G2.5	1,86 4.100
E346956723270	02827235	DIN40 ADB	2,0 0.079	20,0 0.787	HP 32	70,0 2.756	50,0 1.969	50,0 1.969	138,4 5.449	50,9 2.004	14,0 0.551	18,0 0.709	1	G2.5	1,24 2.730
E347156722580	02827236	DIN50 ADB	1,0 0.039	16,0 0.630	HP 25	80,0 3.150	40,0 1.575	40,0 1.575	181,75 7.156	60,9 2.398	24,0 0.945	42,0 1.654	1	G2.5	2,96 6.530
E347156723280	02827239	DIN50 ADB	2,0 0.079	20,0 0.787	HP 32	80,0 3.150	50,0 1.969	50,0 1.969	181,75 7.156	60,9 2.398	24,0 0.945	28,0 1.102	1	G2.5	3,15 6.940

Accessories

For Taper/ size	Socket	Spanner	Stop screw	Torque key
DIN40/ HP16	03ER030B	03BR030	19B58711	03DYD010100B
DIN40/ HP25	03ER040	03BR040	19B58718	03DYD020200
DIN40/ HP32	03ER050	03BR050	19B58722	03DYD020200
DIN50/ HP25	03ER040	03BR040	19B58718	03DYD020200
DIN50/ HP32	03ER050	03BR050	19B58722	03DYD020200

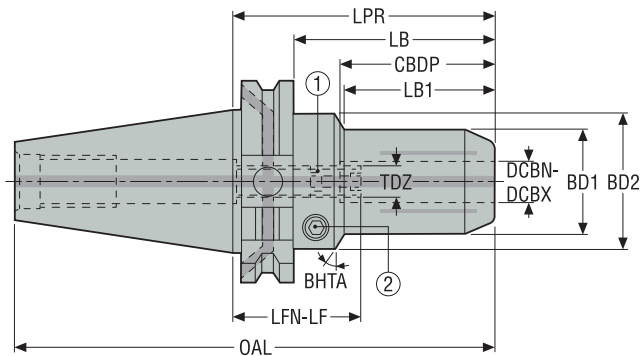
Spare Parts

For Taper/ size	Nut	Sealing Screws
		
DIN40/ HP16	08B567216	950A0406
DIN40/ HP25	08B567225	950A0406
DIN40/ HP32	08B567232	950A0406
DIN50/ HP25	08B567225	950A0606
DIN50/ HP32	08B567232	950A0606

- Guide
- HSK-A
- HSK-E
- DIN**
- BT JIS
- CAT
- Combimaster
- Graflex
- Seco-Capto™
- Others
- Operating & setting accessories
- Shrinkfit

HC 5834 – Hydraulic chucks – Metric / Inch

DIN 69871-ADB



- Run-out 3 µm maximum at 3 x ØDCBN-DCBX
- For reduction sleeves and control gauges, see page(s) 387, 388-389
- For ISO attribute explanation, see page 12

Accessories:
2 = Locking key for press screw



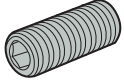
Spare parts:
1 = Stop screw
2 = Press screw

Designation	Item number	CTMS	DCBN-DCBX		LPR	LB	LB1	CBDP	BD2	BD1	OAL	LFN	LF	TDZ	BHTA*	RFID hole	Balancing	Weight
			mm	Inch														
E346958340680	00038923	DIN40 ADB	6,0 0.236	80,0 3.150	61,0 2.402	23,0 0.906	38,0 1.496	50,0 1.969	26,0 1.024	148,4 5.843	42,0 1.654	52,0 2.047	M5	30,0	1	G6.3	1,36 3.000	
E346958340880	00038924	DIN40 ADB	8,0 0.315	80,0 3.150	61,0 2.402	24,0 0.945	38,0 1.496	50,0 1.969	28,0 1.102	148,4 5.843	42,0 1.654	52,0 2.047	M5	30,0	1	G6.3	1,36 3.000	
E346958341080	00038925	DIN40 ADB	10,0 0.394	80,0 3.150	61,0 2.402	34,0 1.339	42,0 1.654	50,0 1.969	30,0 1.181	148,4 5.843	38,0 1.496	48,0 1.890	M8	30,0	1	G6.3	1,27 2.800	
E346958341280	00038926	DIN40 ADB	12,0 0.472	80,0 3.150	61,0 2.402	40,0 1.575	47,0 1.850	50,0 1.969	32,0 1.260	148,4 5.843	33,0 1.299	43,0 1.693	M10	30,0	1	G6.3	1,32 2.910	
E346958341480	00038927	DIN40 ADB	14,0 0.551	80,0 3.150	61,0 2.402	40,0 1.575	47,0 1.850	50,0 1.969	34,0 1.339	148,4 5.843	33,0 1.299	43,0 1.693	M10	30,0	1	G6.3	1,3 2.870	
E346958341680	00038928	DIN40 ADB	16,0 0.630	80,0 3.150	61,0 2.402	46,0 1.811	50,0 1.969	50,0 1.969	38,0 1.496	148,4 5.843	30,0 1.181	40,0 1.575	M10	30,0	1	G6.3	1,4 3.090	
E346958342080	00038930	DIN40 ADB	20,0 0.787	80,0 3.150	61,0 2.402	47,0 1.850	52,0 2.047	50,0 1.969	42,0 1.654	148,4 5.843	28,0 1.102	38,0 1.496	M10	30,0	1	G6.3	1,4 3.090	
E346958342595	02585010	DIN40 ADB	25,0 0.984	95,0 3.740	75,9 2.988	60,0 2.362	58,0 2.283	50,0 1.969	58,0 2.283	163,4 6.433	37,0 1.457	47,0 1.850	M10	60,0	1	G6.3	1,93 4.250	
E347158341280	00039124	DIN50 ADB	12,0 0.472	80,0 3.150	61,0 2.402	40,0 1.575	47,0 1.850	50,0 1.969	32,0 1.260	181,7 7.154	33,0 1.299	43,0 1.693	M10	30,0	1	G6.3	5,0 11.020	
E347158342080	00038931	DIN50 ADB	20,0 0.787	80,0 3.150	61,0 2.402	47,0 1.850	52,0 2.047	50,0 1.969	42,0 1.654	181,7 7.154	28,0 1.102	38,0 1.496	M10	30,0	1	G6.3	5,4 11.900	
E347158342595	02585011	DIN50 ADB	25,0 0.984	95,0 3.740	75,9 2.988	50,0 1.969	58,0 2.283	70,0 2.756	58,0 2.283	196,7 7.744	37,0 1.457	47,0 1.850	M10	30,0	1	G6.3	3,98 8.770	
E347158343290	00038932	DIN50 ADB	32,0 1.260	90,0 3.543	71,0 2.795	50,0 1.969	63,0 2.480	70,0 2.756	64,0 2.520	191,7 7.547	27,0 1.063	37,0 1.457	M10	30,0	1	G6.3	5,7 12.570	

Accessories

For	Locking key
All	H04-4

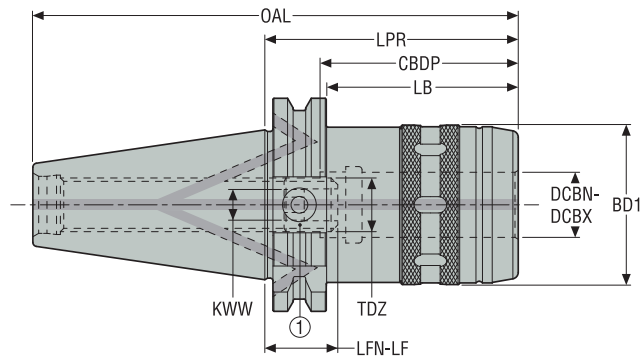
Spare Parts

For Taper/ DCBN-DCBX	Press screw	Sealing Screws	Stop screw
			
DIN40/ 6/ 0.236-8/ 0.315	950AF0810008	950A0406	19LS0520A
DIN40/ 10/ 0.394	950AF0810008	950A0406	19LS0820A
DIN40/ 12/ 0.472	950AF0810008	950A0406	19LS1020A
DIN40/ 14/ 0.551-25/ 0.984	950AF1010010	950A0406	19LS1020A
DIN50/ 12/ 0.472	950AF0810008	950A0606	19LS1020A
DIN50/ 20/ 0.787-32/ 1.260	950AF1010010	950A0606	19LS1020A

- Guide
- HSK-A
- HSK-E
- DIN**
- BT JIS
- CAT
- Combimaster
- Graflex
- Seco-Capto™
- Others
- Operating & setting accessories
- Shrinkfit

PMC – Power milling chucks – Metric / Inch

DIN 69871-ADB



- For reduction sleeves, see page(s) 390-391
- For 'Stop screws for through coolant', see page(s) 392-393
- For ISO attribute explanation, see page 12

Spare parts:
1 = Stop screw

Designation	Item number	CTMS	DCBN-DCBX	OAL	LPR	LB	CBDP	BD1	LFN	LF	KWW	TDZ	RFID hole	Balancing	Weight
			mm Inch	mm Inch	mm Inch	mm Inch	mm Inch	mm Inch	mm Inch	mm Inch					
DIN40ADB-PMC20-060	03211197	DIN40 ADB	20,0 0.787	128,4 5.055	60,0 2.362	40,9 1.610	63,0 2.480	49,0 1.929	-3,0 -0.118	2,0 0.079	8,0	M16	1	PB	1,2 2.650
DIN40ADB-PMC32-095	03211198	DIN40 ADB	32,0 1.260	163,4 6.433	95,0 3.740	75,9 2.988	80,0 3.150	67,0 2.638	15,0 0.591	20,0 0.787	8,0	M16	1	PB	2,0 4.410
DIN50ADB-PMC20-080	03211199	DIN50 ADB	20,0 0.787	181,75 7.156	80,0 3.150	60,9 2.398	63,0 2.480	49,0 1.929	17,0 0.669	22,0 0.866	8,0	M16	1	PB	3,2 7.050
DIN50ADB-PMC32-075	03211200	DIN50 ADB	32,0 1.260	176,75 6.959	75,0 2.953	56,0 2.205	80,0 3.150	68,0 2.677	-15,0 -0.591	-10,0 -0.394	8,0	M16	1	PB	3,5 7.720

Accessories

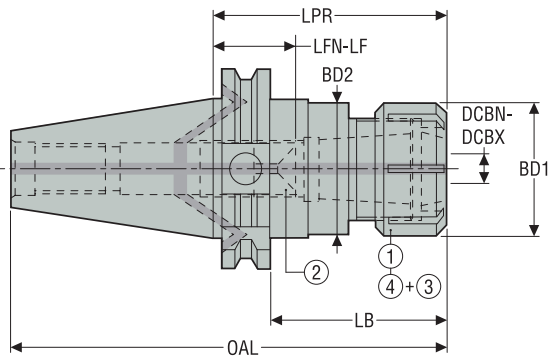
For	Spanner
DIN40ADB-PMC20-060	03BPMC20
DIN40ADB-PMC32-095	03BPMC32
DIN50ADB-PMC20-080	03BPMC20
DIN50ADB-PMC32-075	03BPMC32

Spare Parts

For	Extractor for reduction sleeves	Sealing Screws	Stop screw
DIN40ADB-PMC20-060	03EXTPMC	950A0406	19BEPMC01
DIN40ADB-PMC32-095	03EXTPMC	950A0406	19BEPMC01
DIN50ADB-PMC20-080	03EXTPMC	950A0606	19BEPMC01
DIN50ADB-PMC32-075	03EXTPMC	950A0606	19BEPMC01

DIN 69871-AD/ADB

ER 5675 – ER collet chucks – ISO 15488 – Metric / Inch



Accessories:
3 = Sealing ring
4 = Sealing nut

Spare parts:
1 = Nut
2 = Stop screw

- Run-out 10 µm maximum at 3 x ØDCBN-DCBX
- For ER extensions and ER collets, see page(s) 369, 403, 404, 405
- For ER sealing rings, see page(s) 409, 410
- For ISO attribute explanation, see page 12

Designation	Item number	CTMS	DCBN		Chuck & Collet Size	LPR	BD2	BD1	OAL	LB	LFN	LF	RFID hole	Balancing	Weight
			mm	Inch											
E346956751670	02750201	DIN40 ADB	0,5 0.020	10,0 0.394	ER 16	70,0 2.756	32,0 1.260	32,0 1.260	138,4 5.449	51,0 2.008	22,0 0.866	38,0 1.496	1	G2.5	0,99 2.180
E3469567516120	02750200	DIN40 ADB	0,5 0.020	10,0 0.394	ER 16	120,0 4.724	32,0 1.260	32,0 1.260	188,4 7.417	101,0 3.976	72,0 2.835	88,0 3.465	1	G2.5	1,29 2.840
E346956752570	02750203	DIN40 ADB	1,0 0.039	16,0 0.630	ER 25	70,0 2.756	42,0 1.654	42,0 1.654	138,4 5.449	51,0 2.008	11,0 0.433	32,0 1.260	1	G2.5	1,1 2.430
E3469567525120	02750202	DIN40 ADB	1,0 0.039	16,0 0.630	ER 25	120,0 4.724	42,0 1.654	42,0 1.654	188,4 7.417	101,0 3.976	51,0 2.008	82,0 3.228	1	G2.5	1,61 3.550
E346956753270	02750206	DIN40 ADB	2,0 0.079	20,0 0.787	ER 32	70,0 2.756	50,0 1.969	50,0 1.969	138,4 5.449	51,0 2.008	12,0 0.472	30,0 1.181	1	G2.5	1,17 2.580
E3469567532120	02750204	DIN40 ADB	2,0 0.079	20,0 0.787	ER 32	120,0 4.724	50,0 1.969	50,0 1.969	188,4 7.417	100,9 3.972	65,0 2.559	80,0 3.150	1	G2.5	1,86 4.100
E446956754070	02750188	DIN40 AD	3,0 0.118	26,0 1.024	ER 40	70,0 2.756	50,0 1.969	63,0 2.480	138,4 5.449	50,9 2.004	13,0 0.512	25,0 0.984	1	G2.5	1,2 2.650
E3471567516120	02750207	DIN50 ADB	0,5 0.020	10,0 0.394	ER 16	120,0 4.724	32,0 1.260	32,0 1.260	221,7 8.728	101,0 3.976	72,0 2.835	88,0 3.465	1	G2.5	2,97 6.550
E347156752590	02750211	DIN50 ADB	1,0 0.039	16,0 0.630	ER 25	90,0 3.543	42,0 1.654	42,0 1.654	191,7 7.547	71,0 2.795	21,0 0.827	52,0 2.047	1	G2.5	3,02 6.660
E347156753290	02750213	DIN50 ADB	2,0 0.079	20,0 0.787	ER 32	90,0 3.543	50,0 1.969	50,0 1.969	191,7 7.547	71,0 2.795	22,0 0.866	50,0 1.969	1	G2.5	3,2 7.050
E3471567532150	02750212	DIN50 ADB	2,0 0.079	20,0 0.787	ER 32	150,0 5.906	50,0 1.969	50,0 1.969	251,7 9.909	131,0 5.157	82,0 3.228	110,0 4.331	1	G2.5	3,98 8.770
E3471567540100	02750214	DIN50 ADB	3,0 0.118	26,0 1.024	ER 40	100,0 3.937	63,0 2.480	63,0 2.480	201,7 7.941	81,0 3.189	28,0 1.102	55,0 2.165	1	G2.5	3,76 8.290

Guide
 HSK-A
 HSK-E
 DIN
 BT JIS
 CAT
 Combimaster
 Grafix
 Seco-Capto™
 Others
 Operating & setting accessories
 Shrinkfit

Accessories

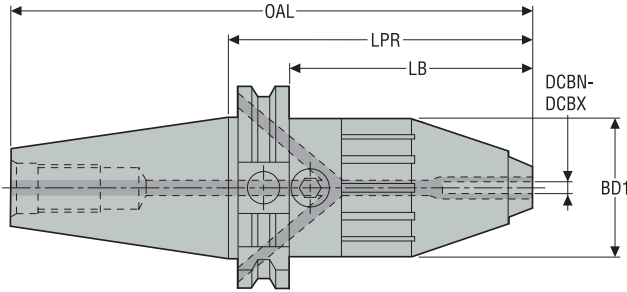
Guide	For Taper/ size	Seal nut	Socket	Spanner	Spanner 1	Torque key
HSK-A	DIN40/ ER16	08B587516IC	03ER032B	03B587516	03BR032	03DYD010100B
	DIN40/ ER25	08B587525IC	03ER042	03B587525	03BR042	03DYD020200
	DIN40/ ER32	08B587532IC	03ER050	03B587532	03BR050	03DYD020200
	DIN40/ ER40	08B587540IC	03ER063	03B587540	03BR063	03DYD020200
HSK-E	DIN50/ ER16	08B587516IC	03ER032B	03B587516	03BR032	03DYD010100B
	DIN50/ ER25	08B587525IC	03ER042	03B587525	03BR042	03DYD020200
	DIN50/ ER32	08B587532IC	03ER050	03B587532	03BR050	03DYD020200
	DIN50/ ER40	08B587540IC	03ER063	03B587540	03BR063	03DYD020200

Spare Parts

DIN	For Taper/ size	Nut	Sealing Screws	Stop screw
BT JIS	DIN40/ ER16	08B587516X	950A0406	19B58711
	DIN40/ ER25	08B587525X	950A0406	19B58718
	DIN40/ ER32	08B587532X	950A0406	19B58722
	DIN40/ ER40	08B587540X	-	19B58730
CAT	DIN50/ ER16	08B587516X	950A0606	19B58711
	DIN50/ ER25	08B587525X	950A0606	19B58718
	DIN50/ ER32	08B587532X	950A0606	19B58722
	DIN50/ ER40	08B587540X	950A0606	19B58730

DIN 69871-ADB

UDC 5085 – Drill chucks – Metric / Inch



- Run-out 40 µm maximum at 2,5 x ØDCBN-DCBX
- For ISO attribute explanation, see page 12

Designation	Item number	CTMS	DCBN	DCBX	OAL	LPR	LB	BD1	RFID hole	Balancing	Weight
			mm Inch	mm Inch	mm Inch	mm Inch	mm Inch	mm Inch			
E3469508513	00048223	DIN40 ADB	1,0 0.039	13,0 0.512	164,4 6.472	96,0 3.780	77,0 3.031	43,0 1.693	1	PB	1,24 2.730
E3471508516	00099664	DIN50 ADB	2,5 0.098	16,0 0.630	213,7 8.413	112,0 4.409	93,0 3.661	56,0 2.205	1	PB	3,68 8.110

Accessories

For	Key
E3469508513	H06-4
E3471508516	H06-4



Spare Parts

For	Sealing Screws
E3469508513	950A0406
E3471508516	950A0606

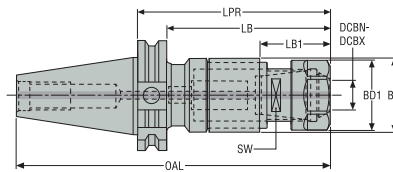


TCER 5867 – Tapping chucks for synchronized tapping, with micro-compensation – Metric / Inch

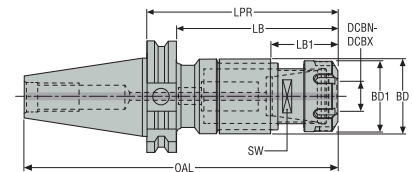
DIN 69871-AD



Design 1



Design 2



- Maximum coolant pressure 80 bar/ 1160 psi
- For ER tapping collets with square drive, see page(s) 406, 407-408
- For TCER 5867 sealing rings, see page(s) 409, 410
- For ISO attribute explanation, see page 12

Designation	Item number	CTMS	CTWS	DCBN	DCBX	LPR	LB	LB1	BD	BD1	OAL	SW	Design	RFID hole	Balancing	Weight
						mm Inch	mm Inch	mm Inch	mm Inch	mm Inch	mm Inch	mm Inch				kg lbs
E4469586720102	02926979	DIN40 AD	ER 20	M4	M12	97,2 3.827	78,2 3.079	35,3 1.390	35,0 1.378	33,7 1.327	165,45 6.514	22 0.866	1	0	-	1,3 2.870
E4469586725122	02926980	DIN40 AD	ER 25	M8	M20	116,6 4.591	97,5 3.839	37,1 1.461	44,0 1.732	42,0 1.654	184,85 7.278	28 1.102	2	0	-	1,7 3.750
E4471586720106	02926981	DIN50 AD	ER 20	M4	M12	101,2 3.984	82,2 3.236	35,3 1.390	35,0 1.378	33,7 1.327	202,8 7.984	22 0.866	1	0	-	3,0 6.610
E4471586725126	02926982	DIN50 AD	ER 25	M8	M20	120,6 4.748	101,5 3.996	37,1 1.461	44,0 1.732	42,0 1.654	222,2 8.748	28 1.102	2	0	-	3,4 7.500
E4471586740155	02926983	DIN50 AD	ER 40	M16	M33	149,6 5.890	130,6 5.142	46,6 1.835	62,0 2.441	62,7 2.469	251,2 9.890	39 1.535	2	0	-	4,7 10.360

Accessories

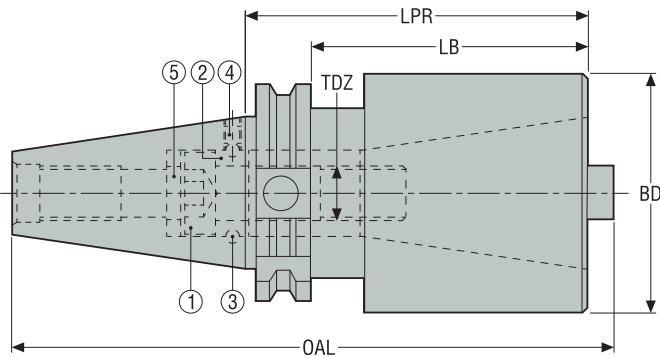
For size	Locking key	Seal nut	Socket	Spanner	Spanner 1	Torque key
ER 20						
ER 20	5680092-04	5533051-02	-	03B587520UM	-	-
ER 25	5680092-05	5533051-03	03ER042	03B587525	03BR042	03DYD020200
ER 40	5680092-06	5533051-05	03ER063	03B587540	03BR063	03DYD020200

Spare Parts

For size	Nut
ER 20	
ER 20	5533050-08
ER 25	5533050-02
ER 40	5533050-04

DIN 69871-A

TA 543 – Taper adapters SA – DIN 69871-BT – Metric / Inch






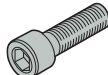

Spare parts:
1 = Screw
2 = Ring

3 = Balls
4 = Screw
5 = Washer

- Direct run-out 5 µm maximum
- For ISO attribute explanation, see page 12

Designation	Item number	CTMS	CTWS	LPR	LB	BD	OAL	TDZ	RFID hole	Balancing	Weight
				mm <i>Inch</i>	mm <i>Inch</i>	mm <i>Inch</i>	mm <i>Inch</i>				
E44715434070T	75040732	DIN50 A	40 DIN 69871/BT	70,0 <i>2.756</i>	51,0 <i>2.008</i>	70,0 <i>2.756</i>	179,7 <i>2.756</i>	M16	1	PB	3,66 <i>8.070</i>
E447154350120T	75040733	DIN50 A	50 DIN 69871/BT	120,0 <i>4.724</i>	-	98,0 <i>3.858</i>	234,2 <i>4.724</i>	M24	1	PB	6,2 <i>13.670</i>

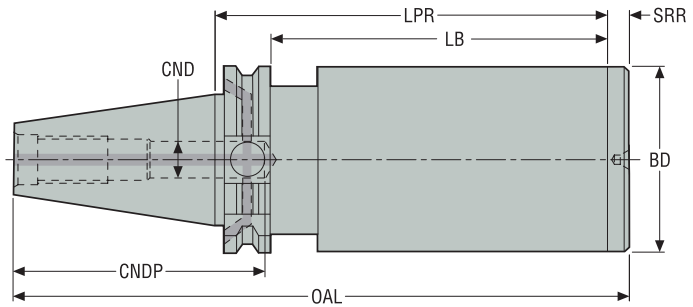
Spare Parts

For	Balls	Plug	Ring	Screw	Washer
E44715434070T					
E447154350120T	901B04	950A0505	02B54240	950E1670	15B54240
E447154350120T	901B05	950A0806	02B54250	19B172490	-

Guide
HSK-A
HSK-E
DIN
BT JIS
CAT
Combimaster
Graflex
Seco-Capto™
Others
Operating & setting accessories
Shrinkfit

BLK 5023 – Greenstock blanks – Metric / Inch

DIN 69871-ADB



- The cylindrical front part is hardened to 120-130 daN/mm², allowing machining
- For ISO attribute explanation, see page 12

Designation	Item number	CTMS	LPR	LB	SRR	BD	CND	OAL	CNDP	RFID hole	Balancing	Weight
			mm <i>Inch</i>	mm <i>Inch</i>	mm <i>Inch</i>	mm <i>Inch</i>	mm <i>Inch</i>	mm <i>Inch</i>	mm <i>Inch</i>			kg <i>lbs</i>
E3469502363250	02503167	DIN40 ADB	250,0 <i>9.843</i>	230,9 <i>9.091</i>	8,0 <i>0.315</i>	63,0 <i>2.480</i>	10,0 <i>0.394</i>	326,4 <i>12.850</i>	85,0 <i>3.346</i>	1	PB	6,48 <i>14.290</i>
E3471502363315	02503168	DIN50 ADB	315,0 <i>12.402</i>	295,9 <i>11.650</i>	8,0 <i>0.315</i>	63,0 <i>2.480</i>	8,0 <i>0.315</i>	424,75 <i>16.722</i>	120,0 <i>4.724</i>	1	PB	10,04 <i>22.130</i>
E3471502395315	02503169	DIN50 ADB	315,0 <i>12.402</i>	295,9 <i>11.650</i>	8,0 <i>0.315</i>	95,0 <i>3.740</i>	20,5 <i>0.807</i>	424,75 <i>16.722</i>	130,0 <i>5.118</i>	1	PB	19,0 <i>41.890</i>

Spare Parts

For Taper	Sealing Screws
DIN40	950A0406
DIN50	950A0606



Guide

HSK-A

HSK-E

DIN

BT JIS

CAT

Combimaster

Graflex

Seco-Capto™

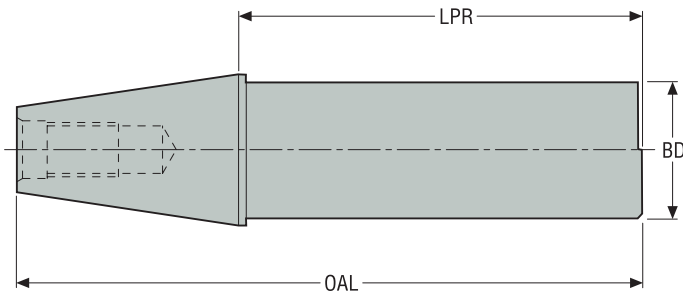
Others

Operating & setting accessories

Shrinkfit

DIN 69871

CTRB 586 – Control bars – Metric / Inch



- Diameter, length values and measurement positions are laser engraved on each test bar
- DIN50 also suitable for BT50 spindles
- With protective case and measurement report
- For ISO attribute explanation, see page 12

Designation	Item number	CTMS	LPR		BD		RFID hole	Balancing	Weight			
			mm	Inch	mm	Inch			mm	Inch	kg	lbs
E446958640330	75041806	DIN40	330,0	12.992	40,0	1.575	398,4	15.685	1	-	3,75	8.270
E447158650330	75041808	DIN50	330,0	12.992	50,0	1.969	431,7	16.996	1	-	6,8	14.990

Guide

HSK-A

HSK-E

DIN

BT JIS

CAT

Combimaster

Graflex

Seco-Capto™

Others

Operating & setting accessories

Shrinkfit



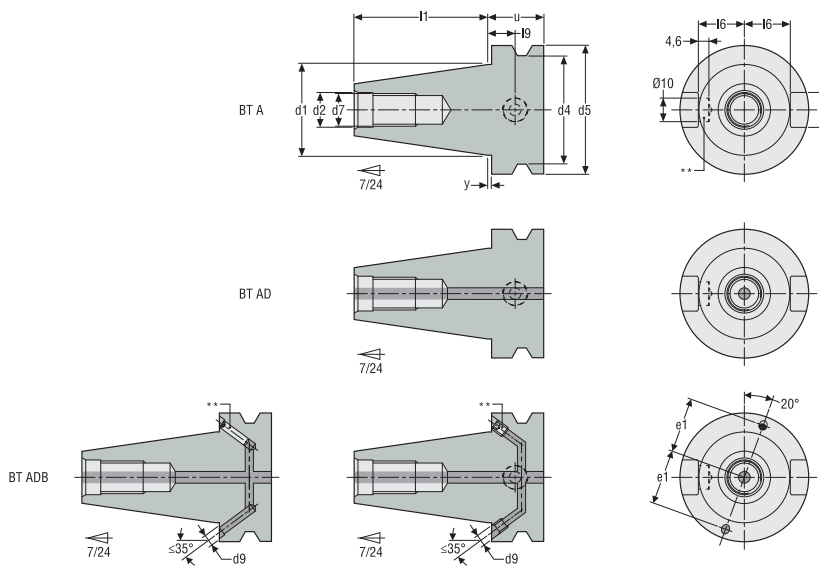
BT

Seco range of rotating holders allow you to get the most out of both your machine and tool by offering a comprehensive array of solutions to connect them. The range covers all standard workpiece side connections, as well Seco's unique connections

- Steadyline, vibration damping shell mill holders
- Shell mill holders, with through coolant channels
- Milling cutter holders, flange mounting
- Disc mill holders
- Side lock holders, Weldon
- Shrinkfit holders
- High precision collet chucks
- Hydraulics chucks and Power milling chucks
- ER collet chucks
- Drill chucks and Tapping chucks
- Taper adapters SA
- Greenstock blanks and Control bars

BT JIS-A/AD/B/ADB, norm dimensions

JIS B 6339 with coolant through A/AD/B from DIN (ISO 7388-2-J/JD/JF)



Machine side catalogue designation	Through coolant Form	Hole for RFID carrier***	d_1	d_2	d_4	d_5^*	d_7	d_9	l_1	l_6	l_9	e_1	u	b	y
			mm Inch	mm Inch	mm Inch	mm Inch	mm Inch	mm Inch	mm Inch	mm Inch	mm Inch	mm Inch	mm Inch	mm Inch	mm Inch
BT30	A/AD	No***	31,75 1.250	12,5 0.492	38 1.496	46 1.811	M12	-	48,4 1.906	16,3 0.642	11 0.433	-	22 0.866	16,1 0.634	2 0.079
BT40	A/AD	***	44,45 1.750	17 0.669	53 2.087	63 2.480	M16	-	65,4 2.575	22,5 0.886	14,5 0.571	-	27 1.063	16,1 0.634	2 0.079
BT40 ADB	A/AD/B	***	44,45 1.750	17 0.669	53 2.087	63 2.480	M16	4 0.157	65,4 2.575	22,5 0.886	14,5 0.571	27 1.063	27 1.063	16,1 0.634	2 0.079
BT50	A/AD	***	69,85 2.750	25 0.984	85 3.346	63 2.480	M24	-	101,8 4.008	35,4 1.394	20,5 0.807	-	38 1.496	25,7 1.012	3 0.118
BT50 ADB	A/AD/B	***	69,85 2.750	25 0.984	85 3.346	63 2.480	M24	6 0.236	101,8 4.008	35,4 1.394	20,5 0.807	42 1.654	38 1.496	25,7 1.012	3 0.118

Note: These machine side dimensions are applied to all the holders shown in the Product pages.

The B through coolant design of ADB holders is made according to DIN 69871-B.

* BT holders with a front end diameter in excess of diameter d_5 , are produced with a flange clearance length: BT30 = \varnothing 45 mm x 3 mm; BT40 = \varnothing 62 mm x 8 mm; BT50 = \varnothing 98 mm x 12 mm. This is compatible with the BT JIS norm which permits free dimensions on workpiece side.

*** In order to know if a hole for RFID carrier exists, see 'RFID hole' column in Product pages:

1= hole for RFID carrier available, if required a carrier can be fitted on request, please enquire.

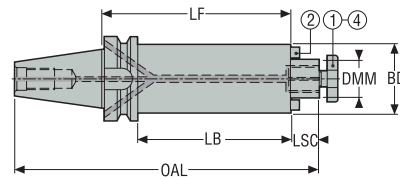
0= hole for RFID carrier not available, if required hole can be machined and a carrier can be fitted on request, please enquire.

SMK 5555/5556 – Steadylite®, vibration damping shell mill holders – Metric / Inch

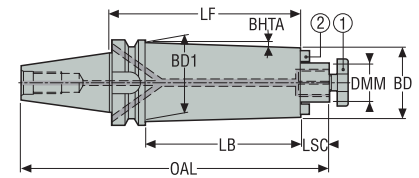
BT JIS B 6339-ADB



Design 1 (5555)



Design 2 (5556)



- Direct run-out 5 µm maximum
- For ISO attribute explanation, see page 12

Accessories:
4 = Bolt, through coolant


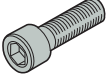


Spare parts:
1 = Bolt
2 = Tenon/Screw

Designation	Item number	CTMS	DMM	LF	BD	BD1	OAL	LB	LSC	Design	BHTA°	RFID hole	Balancing	Weight
														kg lbs
E3414555516160	02706264	BT40 ADB	16,0 <i>0.630</i>	160,0 <i>6.299</i>	38,0 <i>1.496</i>	38,0 <i>1.496</i>	242,4 <i>9.543</i>	133,0 <i>5.236</i>	17,0 <i>0.669</i>	1	-	1	PB	2,23 4,920
E3414555522210	02675756	BT40 ADB	22,0 <i>0.866</i>	210,0 <i>8.268</i>	48,0 <i>1.890</i>	48,0 <i>1.890</i>	294,4 <i>11.591</i>	183,0 <i>7.205</i>	19,0 <i>0.748</i>	1	-	1	PB	3,78 8,330
E3414555622260	02675757	BT40 ADB	22,0 <i>0.866</i>	260,0 <i>10.236</i>	48,0 <i>1.890</i>	60,0 <i>2.362</i>	344,4 <i>13.559</i>	233,0 <i>9.173</i>	19,0 <i>0.748</i>	2	1,3	1	PB	5,4 11,900
E3414555527260	02675758	BT40 ADB	27,0 <i>1.063</i>	260,0 <i>10.236</i>	60,0 <i>2.362</i>	60,0 <i>2.362</i>	346,4 <i>13.638</i>	233,0 <i>9.173</i>	21,0 <i>0.827</i>	1	-	1	PB	6,86 15,120
E3416555522210	02675760	BT50 ADB	22,0 <i>0.866</i>	210,0 <i>8.268</i>	48,0 <i>1.890</i>	48,0 <i>1.890</i>	330,8 <i>13.024</i>	172,0 <i>6.772</i>	19,0 <i>0.748</i>	1	-	1	PB	6,08 13,400
E3416555622260	02671860	BT50 ADB	22,0 <i>0.866</i>	260,0 <i>10.236</i>	48,0 <i>1.890</i>	64,0 <i>2.520</i>	380,8 <i>14.992</i>	222,0 <i>8.740</i>	19,0 <i>0.748</i>	2	1,9	1	PB	7,9 17,420
E3416555527260	02675761	BT50 ADB	27,0 <i>1.063</i>	260,0 <i>10.236</i>	60,0 <i>2.362</i>	60,0 <i>2.362</i>	382,8 <i>15.071</i>	222,0 <i>8.740</i>	21,0 <i>0.827</i>	1	-	1	PB	9,06 19,970
E3416555627320	02675762	BT50 ADB	27,0 <i>1.063</i>	320,0 <i>12.598</i>	60,0 <i>2.362</i>	80,0 <i>3.150</i>	442,8 <i>17.433</i>	282,0 <i>11.102</i>	21,0 <i>0.827</i>	2	1,9	1	PB	12,64 27,870
E3416555532330	02706265	BT50 ADB	32,0 <i>1.260</i>	330,0 <i>12.992</i>	78,0 <i>3.071</i>	78,0 <i>3.071</i>	455,8 <i>17.945</i>	292,0 <i>11.496</i>	24,0 <i>0.945</i>	1	-	1	PB	15,34 33,820

Accessories

For Taper/ DMM	Bolt, through coolant	Spanner
BT40/ 16	5801608L	5811608
BT40/ 22	5802210L	5812210
BT40/ 27	5802712L	5812712
BT50/ 22	5802210L	5812210
BT50/ 27	5802712L	5812712
BT50/ 32	5803216L	5813216

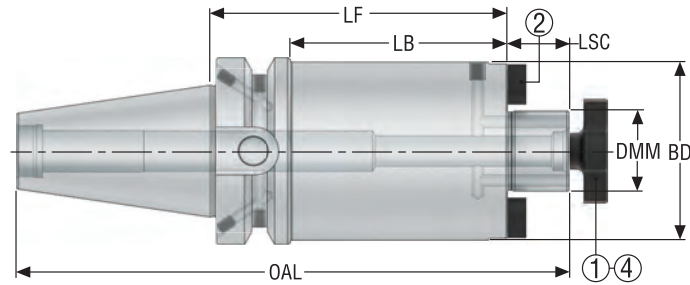
Spare Parts

For Taper/ DMM	Bolt	Screw	Sealing Screws	Tenon
				
BT40/ 16	5801608	950D0312	950A0406	16C2080810A
BT40/ 22	5802210	950D0416	950A0406	16C2101111
BT40/ 27	5802712	950D0516	950A0406	16C2121214A
BT50/ 22	5802210	950D0416	950A0606	16C2101111
BT50/ 27	5802712	950D0516	950A0606	16C2121214A
BT50/ 32	5803216	950D0516	950A0606	16C2141421A

- Guide
- HSK-A
- HSK-E
- DIN
- BT JIS**
- CAT
- Combimaster
- Graflex
- Seco-Capto™
- Others
- Operating & setting accessories
- Shrinkfit

SM – Shell mill holders, with through coolant channels – Metric / Inch

BT JIS B 6339-ADB




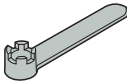
- Direct run-out 5 µm maximum
- DMM 40 mm / 1.575", includes 4 threaded holes for M12 screws on the bearing face Ø66,7 mm / 2.626" according to DIN 6357
- For ISO attribute explanation, see page 12

Accessories:
4 = Bolt, through coolant



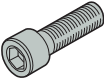

Spare parts:
1 = Bolt
2 = Tenon/Screw

Designation	Item number	CTMS	DMM		LF	BD	OAL	LB	LSC	RFID hole	Balancing	Weight
			mm	Inch								
BT40ADB-SM16-045-L1	10007139	BT40 ADB	16,0 0.630		45,0 1.772	38,0 1.496	127,4 5.016	18,0 0.709	17,0 0.669	1	G6.3	1,1 2.430
BT40ADB-SM16-100-L1	10007140	BT40 ADB	16,0 0.630		100,0 3.937	38,0 1.496	182,4 7.181	73,0 2.874	17,0 0.669	1	G6.3	1,5 3.310
BT40ADB-SM22-045-L1	10007141	BT40 ADB	22,0 0.866		45,0 1.772	48,0 1.890	129,4 5.094	18,0 0.709	19,0 0.748	1	G6.3	1,2 2.650
BT40ADB-SM22-100-L1	10007142	BT40 ADB	22,0 0.866		100,0 3.937	48,0 1.890	184,4 7.260	73,0 2.874	19,0 0.748	1	G6.3	2,0 4.410
BT40ADB-SM27-045-L1	10007143	BT40 ADB	27,0 1.063		45,0 1.772	60,0 2.362	131,4 5.173	18,0 0.709	21,0 0.827	1	G6.3	1,4 3.090
BT40ADB-SM27-100-L1	10007144	BT40 ADB	27,0 1.063		100,0 3.937	60,0 2.362	186,4 7.339	73,0 2.874	21,0 0.827	1	G6.3	2,6 5.730
BT40ADB-SM32-050-L1	10007145	BT40 ADB	32,0 1.260		50,0 1.969	78,0 3.071	139,4 5.488	23,0 0.906	24,0 0.945	1	G6.3	1,8 3.970
BT40ADB-SM40-050-L1	10007146	BT40 ADB	40,0 1.575		50,0 1.969	89,0 3.504	142,4 5.606	23,0 0.906	27,0 1.063	1	G6.3	2,0 4.410
BT50ADB-SM16-100-L1	10007148	BT50 ADB	16,0 0.630		100,0 3.937	38,0 1.496	218,8 8.614	62,0 2.441	17,0 0.669	1	G6.3	3,9 8.600
BT50ADB-SM22-055-L1	10007149	BT50 ADB	22,0 0.866		55,0 2.165	48,0 1.890	175,8 6.921	17,0 0.669	19,0 0.748	1	G6.3	3,6 7.940
BT50ADB-SM22-100-L1	10007150	BT50 ADB	22,0 0.866		100,0 3.937	48,0 1.890	220,8 8.693	62,0 2.441	19,0 0.748	1	G6.3	4,2 9.260
BT50ADB-SM22-160-L1	10007151	BT50 ADB	22,0 0.866		160,0 6.299	48,0 1.890	280,8 11.055	122,0 4.803	19,0 0.748	1	G6.3	5,0 11.020
BT50ADB-SM27-055-L1	10007152	BT50 ADB	27,0 1.063		55,0 2.165	60,0 2.362	177,8 7.000	17,0 0.669	21,0 0.827	1	G6.3	3,8 8.380
BT50ADB-SM27-100-L1	10007153	BT50 ADB	27,0 1.063		100,0 3.937	60,0 2.362	222,8 8.772	62,0 2.441	21,0 0.827	1	G6.3	4,7 10.360
BT50ADB-SM27-160-L1	10007154	BT50 ADB	27,0 1.063		160,0 6.299	60,0 2.362	282,8 11.134	122,0 4.803	21,0 0.827	1	G6.3	5,9 13.010
BT50ADB-SM32-055-L1	10007155	BT50 ADB	32,0 1.260		55,0 2.165	78,0 3.071	180,8 7.118	17,0 0.669	24,0 0.945	1	G6.3	4,1 9.040
BT50ADB-SM32-100-L1	10007156	BT50 ADB	32,0 1.260		100,0 3.937	78,0 3.071	225,8 8.890	62,0 2.441	24,0 0.945	1	G6.3	5,7 12.570
BT50ADB-SM32-160-L1	10007157	BT50 ADB	32,0 1.260		160,0 6.299	78,0 3.071	285,8 11.252	122,0 4.803	24,0 0.945	1	G6.3	7,8 17.200
BT50ADB-SM40-055-L1	10007158	BT50 ADB	40,0 1.575		55,0 2.165	89,0 3.504	183,8 7.236	17,0 0.669	27,0 1.063	1	G6.3	4,4 9.700
BT50ADB-SM40-100-L1	10007159	BT50 ADB	40,0 1.575		100,0 3.937	89,0 3.504	228,8 9.008	62,0 2.441	27,0 1.063	1	G6.3	6,5 14.330
BT50ADB-SM40-160-L1	10007160	BT50 ADB	40,0 1.575		160,0 6.299	89,0 3.504	288,8 11.370	122,0 4.803	27,0 1.063	1	G6.3	9,2 20.280

Accessories

For Taper/ DMM	Bolt, through coolant	Spanner
		
BT40/ 16	5801608L	5811608
BT40/ 22	5802210L	5812210
BT40/ 27	5802712L	5812712
BT40/ 32	5803216L	5813216
BT40/ 40	5804020L	5814020
BT50/ 16	5801608L	5811608
BT50/ 22	5802210L	5812210
BT50/ 27	5802712L	5812712
BT50/ 32	5803216L	5813216
BT50/ 40	5804020L	5814020

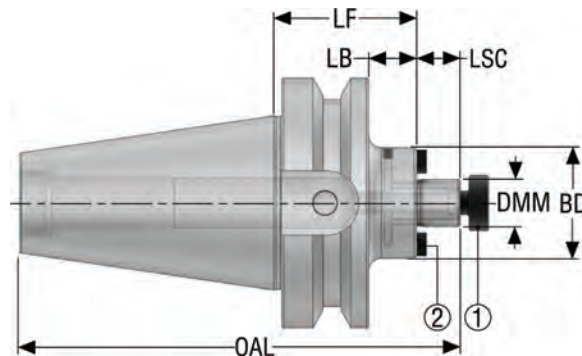
Spare Parts

For Taper/ DMM	Bolt	Plug	Screw	Tenon
				
BT40/ 16	5801608	950AIE0404	950D0312	16C716A
BT40/ 22	5802210	950AIE0404	950D0412	16C722A
BT40/ 27	5802712	950AIE0404	950D0515	16C727A
BT40/ 32	5803216	950AIE0404	950D0615	16C732A
BT40/ 40	5804020	950AIE0404	950D0615	16C740A
BT50/ 16	5801608	950AIE0505	950D0312	16C716A
BT50/ 22	5802210	950AIE0505	950D0412	16C722A
BT50/ 27	5802712	950AIE0505	950D0515	16C727A
BT50/ 32	5803216	950AIE0505	950D0615	16C732A
BT50/ 40	5804020	950AIE0505	950D0615	16C740A

- Guide
- HSK-A
- HSK-E
- DIN
- BT JIS
- CAT
- Combimaster
- Graflex
- Seco-Capto™
- Others
- Operating & setting accessories
- Shrinkfit

SM – Shell mill holders, with through coolant channels – Inch

BT JIS B 6339-AD



- Direct run-out 5 µm maximum
- For ISO attribute explanation, see page 12

Spare parts:
1 = Bolt
2 = Tenon/Screw

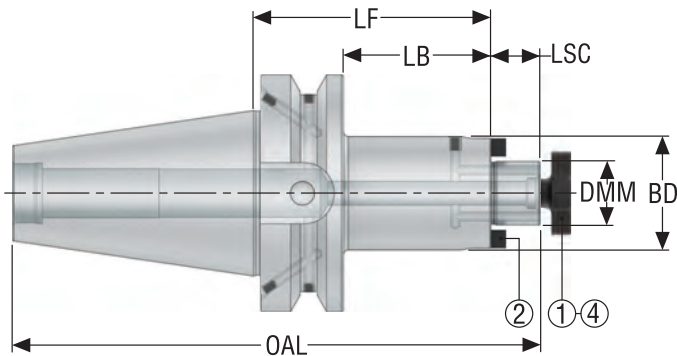
Designation	Item number	CTMS	DMM	LF	BD	OAL	LB	LSC	RFID hole	Balancing	Weight
			<i>Inch</i>	<i>Inch</i>	<i>Inch</i>	<i>Inch</i>	<i>Inch</i>	<i>Inch</i>			<i>lbs</i>
BT40AD-SM0.750-1.750-L1	03301687	BT40 AD	0.750	1.750	1.750	5.013	0.687	0.688	1	G6.3	2.650
BT40AD-SM1.000-1.750-L1	03301684	BT40 AD	1.000	1.750	2.250	5.013	0.687	0.688	1	G6.3	3.090
BT40AD-SM1.500-2.000-L1	03301685	BT40 AD	1.500	2.000	3.500	2.000	0.937	0.940	1	G6.3	4.850
BT50AD-SM0.750-2.250-L1	03301680	BT50 AD	0.750	2.250	1.750	6.946	0.754	0.688	1	G6.3	8.380
BT50AD-SM1.000-2.250-L1	03301681	BT50 AD	1.000	2.250	2.250	6.946	0.754	0.688	1	G6.3	8.820
BT50AD-SM1.500-2.250-L1	03301682	BT50 AD	1.500	2.250	3.500	7.198	0.754	0.940	1	G6.3	10.360

Spare Parts

For DMM	Bolt	Plug	Screw	Tenon
BT40/ 0.750	58271905	950AIE0404	950DNC012031	16C71905
BT40/ 1.000	58272540	950AIE0404	950DNC016037	16C72540
BT40/ 1.500	58273810	950AIE0404	950DNC025050	16C73810
BT50/ 0.750	58271905	950AIE0505	950DNC012031	16C71905
BT50/ 1.000	58272540	950AIE0505	950DNC016037	16C72540
BT50/ 1.500	58273810	950AIE0505	950DNC025050	16C73810

BT JIS B 6339-AD

SM – Shell mill holders, small face with through coolant channels – ISO 3937 – Metric / Inch



Accessories:
4 = Bolt, through coolant

Spare parts:
1 = Bolt
2 = Tenon/Screw

- Direct run-out 5 µm maximum
- Small workpiece side diameter BD according to ISO 3937, suitable for Seco disc mill cutters Type B
- For ISO attribute explanation, see page 12

Designation	Item number	CTMS	DMM	LF	BD	OAL	LB	LSC	RFID hole	Balancing	Weight
			mm Inch	mm Inch	mm Inch	mm Inch	mm Inch	mm Inch			
BT30AD-SM22-040-F3L1	03301665	BT30 AD	22,0 0.866	40,0 1.575	40,0 1.575	107,4 4.228	18,0 0.709	19,0 0.748	0	G6.3	0,6 1.320
BT30AD-SM22-100-F3L1	03301666	BT30 AD	22,0 0.866	100,0 3.937	40,0 1.575	167,4 6.591	78,0 3.071	19,0 0.748	0	G6.3	1,2 2.650
BT30AD-SM27-040-F3L1	03301667	BT30 AD	27,0 1.063	40,0 1.575	48,0 1.890	109,4 4.307	18,0 0.709	21,0 0.827	0	G6.3	0,8 1.760
BT30AD-SM27-100-F3L1	03301668	BT30 AD	27,0 1.063	100,0 3.937	48,0 1.890	169,4 6.669	78,0 3.071	21,0 0.827	0	G6.3	1,6 3.530

Accessories

For DMM	Bolt, through coolant	Spanner
22	5802210L	5812210
27	5802712L	5812712

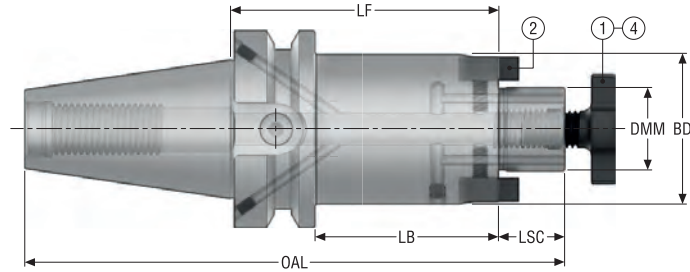
Spare Parts

For DMM	Bolt	Screw	Tenon
22	5802210	951D0410	16C722
27	5802712	951D0512	16C727

Guide
HSK-A
HSK-E
DIN
BT JIS
CAT
Combimaster
Graflex
Seco-Capto™
Others
Operating & setting accessories
Shrinkfit

SM – Shell mill holders, small face with through coolant channels – ISO 3937 – Metric / Inch

BT JIS B 6339-AD




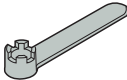
- Direct run-out 5 µm maximum
- Small workpiece side diameter BD according to ISO 3937, suitable for Seco disc mill cutters Type B
- For ISO attribute explanation, see page 12

Accessories:
4 = Bolt, through coolant



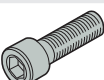

Spare parts:
1 = Bolt
2 = Tenon/Screw

Designation	Item number	CTMS	DMM		LF	BD	OAL	LB	LSC	RFID hole	Balancing	Weight		
			mm	Inch										
BT40ADB-SM22-052-F3L1	03301654	BT40 ADB	22,0	0.866	52,0	2.047	40,0	1.575	136,4	5.370	25,0	19,0	1,3	2.870
BT40ADB-SM22-100-F3L1	03301655	BT40 ADB	22,0	0.866	100,0	3.937	40,0	1.575	184,4	7.260	73,0	19,0	1,7	3.750
BT40ADB-SM27-052-F3L1	03301656	BT40 ADB	27,0	1.063	52,0	2.047	48,0	1.890	138,4	5.449	25,0	21,0	1,4	3.090
BT40ADB-SM27-100-F3L1	03301657	BT40 ADB	27,0	1.063	100,0	3.937	48,0	1.890	186,4	7.339	73,0	21,0	2,1	4.630
BT40ADB-SM32-052-F3L1	03301659	BT40 ADB	32,0	1.260	52,0	2.047	58,0	2.283	141,4	5.567	25,0	24,0	1,7	3.750
BT40ADB-SM40-060-F3L1	03301660	BT40 ADB	40,0	1.575	60,0	2.362	70,0	2.756	152,4	6.000	33,0	27,0	2,2	4.850
BT50ADB-SM22-063-F3L1	03301630	BT50 ADB	22,0	0.866	63,0	2.480	40,0	1.575	183,8	7.236	25,0	19,0	3,8	8.380
BT50ADB-SM22-100-F3L1	03301631	BT50 ADB	22,0	0.866	100,0	3.937	40,0	1.575	220,8	8.693	62,0	19,0	4,1	9.040
BT50ADB-SM22-160-F3L1	03301632	BT50 ADB	22,0	0.866	160,0	6.299	40,0	1.575	280,8	11.055	122,0	19,0	4,7	10.360
BT50ADB-SM27-063-F3L1	03301634	BT50 ADB	27,0	1.063	63,0	2.480	48,0	1.890	185,8	7.315	25,0	21,0	4,0	8.820
BT50ADB-SM27-100-F3L1	03301635	BT50 ADB	27,0	1.063	100,0	3.937	48,0	1.890	222,8	8.772	62,0	21,0	4,5	9.920
BT50ADB-SM27-160-F3L1	03301636	BT50 ADB	27,0	1.063	160,0	6.299	48,0	1.890	282,8	11.134	122,0	21,0	5,3	11.680
BT50ADB-SM32-063-F3L1	03301637	BT50 ADB	32,0	1.260	63,0	2.480	58,0	2.283	188,8	7.433	25,0	24,0	4,2	9.260
BT50ADB-SM32-100-F3L1	03301638	BT50 ADB	32,0	1.260	100,0	3.937	58,0	2.283	225,8	8.890	62,0	24,0	4,9	10.800
BT50ADB-SM32-160-F3L1	03301639	BT50 ADB	32,0	1.260	160,0	6.299	58,0	2.283	285,8	11.252	122,0	24,0	6,1	13.450
BT50ADB-SM40-063-F3L1	03301640	BT50 ADB	40,0	1.575	63,0	2.480	70,0	2.756	191,8	7.551	25,0	27,0	4,6	10.140
BT50ADB-SM40-100-F3L1	03301641	BT50 ADB	40,0	1.575	100,0	3.937	70,0	2.756	228,8	9.008	62,0	27,0	5,6	12.350
BT50ADB-SM40-160-F3L1	03301642	BT50 ADB	40,0	1.575	160,0	6.299	70,0	2.756	288,8	11.370	122,0	27,0	7,3	16.090

Accessories

For Taper/ DMM	Bolt, through coolant	Spanner
		
BT40/ 22	5802210L	5812210
BT40/ 27	5802712L	5812712
BT40/ 32	5803216L	5813216
BT40/ 40	5804020L	5814020
BT50/ 22	5802210L	5812210
BT50/ 27	5802712L	5812712
BT50/ 32	5803216L	5813216
BT50/ 40	5804020L	5814020

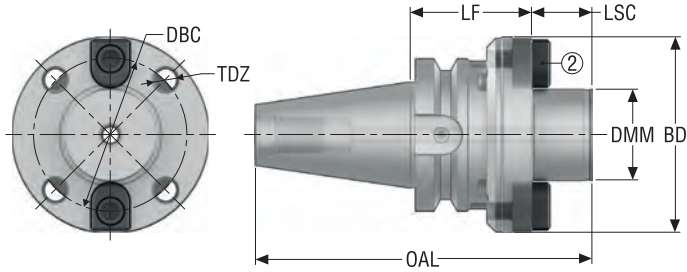
Spare Parts

For Taper/ DMM	Bolt	Plug	Screw	Tenon
				
BT40/ 22	5802210	950AIE0404	951D0410	16C722
BT40/ 27	5802712	950AIE0404	951D0512	16C727
BT40/ 32	5803216	950AIE0404	951D0616	16C732
BT40/ 40	5804020	950AIE0404	951D0616	16C740
BT50/ 22	5802210	950AIE0505	951D0410	16C722
BT50/ 27	5802712	950AIE0505	951D0512	16C727
BT50/ 32	5803216	950AIE0505	951D0616	16C732
BT50/ 40	5804020	950AIE0505	951D0616	16C740

Guide
HSK-A
HSK-E
DIN
BT JIS
CAT
Combimaster
Graflex
Seco-Capto™
Others
Operating & setting accessories
Shrinkfit

SMF 569 – Milling cutter holders, flange mounting – DIN 6357/ DIN 2079 – Metric / Inch

BT JIS B 6339-AD



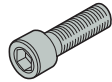
- Direct run-out 5 µm maximum
- For ISO attribute explanation, see page 12

Spare parts:
2 = Tenon/Screw

Designation	Item number	CTMS	DMM	LF	BD	OAL	LSC	DBC	TDZ	RFID hole	Balancing	Weight
			mm Inch	mm Inch	mm Inch	mm Inch	mm Inch	mm Inch				
BT50AD-SMF40-070	03301643	BT50 AD	40,0 1.575	70,0 2.756	89,0 3.504	201,8 7.945	30,0 1.181	66,7 2.626	M12	1	G6.3	5,2 11.460
BT50AD-SMF60-080	03301644	BT50 AD	60,0 2.362	80,0 3.150	129,0 5.079	221,8 8.732	40,0 1.575	101,6 4.000	M16	1	G6.3	8,0 17.640

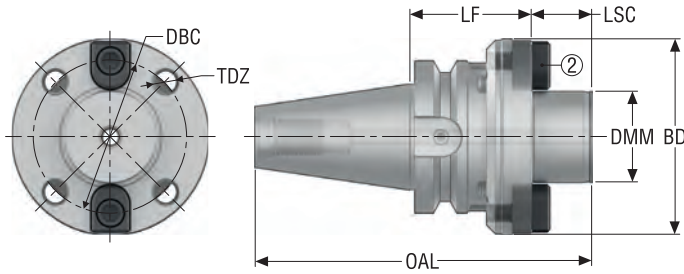
Spare Parts

For DMM	Screw	Tenon
40	951D0616	16C34040
60	951D1225	16C35060



BT JIS B 6339-AD

SMF 569 – Milling cutter holders, flange mounting – DIN 6357/ DIN 2079 – Inch





Spare parts:
2 = Tenon/Screw

- Direct run-out 5 µm maximum
- For ISO attribute explanation, see page 12

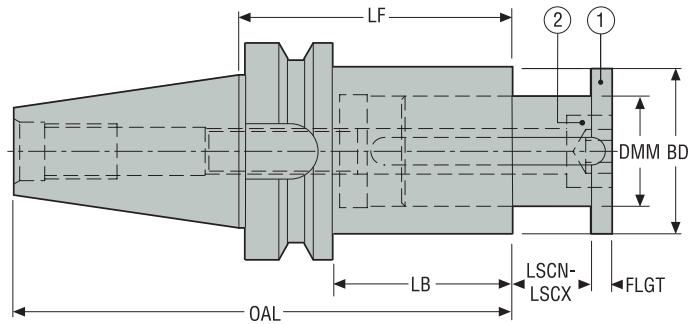
Designation	Item number	CTMS	DMM	LF	BD	OAL	LSC	LB	TDZ	RFID hole	Balan- cing	Weight
			<i>Inch</i>	<i>Inch</i>	<i>Inch</i>	<i>Inch</i>	<i>Inch</i>	<i>Inch</i>				lbs
BT50AD-SMF2.500-3.000	03301683	BT50 AD	2.500	3.000	4.874	8.150	1.142	4.000	5/8 UNC	1	G6.3	16.530

Spare Parts

For DMM	Plug	Tenon
2.500	 950AIE0505	 16C76350

DM 5657 – Disc mill holders – Metric / Inch

BT JIS B 6339-A

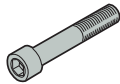



- Best suited for Seco disc mill cutters Type A
- For ISO attribute explanation, see page 12

Spare parts:
1 = Slide rod
2 = Screw

Designation	Item number	CTMS	DMM	LF	BD	OAL	LB	FLGT	LSCN	LSCX	RFID hole	Balancing	Weight
			mm Inch	mm Inch	mm Inch	mm Inch	mm Inch	mm Inch	mm Inch	mm Inch			
E404156572270	02602702	BT40 A	22,0 0.866	70,0 2.756	35,0 1.378	135,4 5.331	43,0 1.693	4,0 0.157	0,0 0.0	12,0 0.472	1	PB	1,3 2.870
E404156572775	02602703	BT40 A	27,0 1.063	75,0 2.953	42,0 1.654	140,4 5.528	48,0 1.890	5,0 0.197	0,0 0.0	15,0 0.591	1	PB	1,52 3.350
E404156573290	02602705	BT40 A	32,0 1.260	90,0 3.543	48,0 1.890	155,4 6.118	63,0 2.480	6,0 0.236	0,0 0.0	24,0 0.945	1	PB	1,91 4.210
E5766565740120	02602710	BT50 A	40,0 1.575	120,0 4.724	58,0 2.283	221,8 8.732	82,0 3.228	7,0 0.276	0,0 0.0	30,0 1.181	1	PB	5,34 11.770
E5766565750145	02602712	BT50 A	50,0 1.969	145,0 5.709	72,0 2.835	246,8 9.717	107,0 4.213	8,0 0.315	0,0 0.0	32,0 1.260	1	PB	7,04 15.520

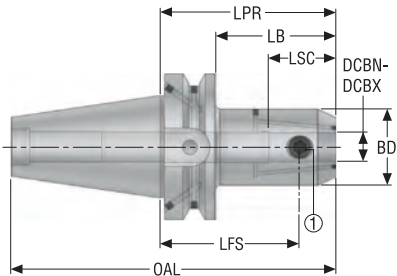
Spare Parts

For	Screw	Slide rod
E404156572270	 19C565722	 565722
E404156572775	19C565727	565727
E404156573290	950D1690	565732
E5766565740120	19C565740	565740
E5766565750145	19C565750	565750

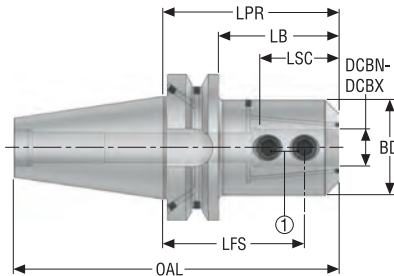
BT JIS B 6339-ADB

EM – Side lock holders, Weldon – DIN 1835 Form B/ DIN 6535 Form HB – Metric / Inch

Design 1



Design 2



Spare parts:
1 = Locking screw

- Weldon \varnothing DCBN-DCBX 20, 25, 32 and 40 mm / 0.787, 0.984, 1.260 and 1.575" with ground face (Seco-Weldon compatible)
- With 2 coolant channels for front lubrication which can be sealed with included screws
- For ISO attribute explanation, see page 12

Designation	Item number	CTMS	DCBN-DCBX	LPR	LB	LSC	BD	OAL	LFS	Design	RFID hole	Balancing	Weight
			mm Inch	mm Inch	mm Inch	mm Inch	mm Inch	mm Inch	mm Inch				
BT40ADB-EM06-050-L1	10007206	BT40 ADB	6,0 0.236	50,0 1.969	23,0 0.906	34,0 1.339	25,0 0.984	115,4 4.543	32,0 1.260	1	1	G6.3	1,0 2.200
BT40ADB-EM06-120-L1	10007207	BT40 ADB	6,0 0.236	120,0 4.724	93,0 3.661	34,0 1.339	25,0 0.984	185,4 7.299	102,0 4.016	1	1	G6.3	1,2 2.650
BT40ADB-EM08-050-L1	10007208	BT40 ADB	8,0 0.315	50,0 1.969	23,0 0.906	34,0 1.339	28,0 1.102	115,4 4.543	32,0 1.260	1	1	G6.3	1,1 2.430
BT40ADB-EM10-063-L1	10007209	BT40 ADB	10,0 0.394	63,0 2.480	36,0 1.417	38,0 1.496	35,0 1.378	128,4 5.055	43,0 1.693	1	1	G6.3	1,2 2.650
BT40ADB-EM12-063-L1	10007210	BT40 ADB	12,0 0.472	63,0 2.480	36,0 1.417	43,0 1.693	42,0 1.654	128,4 5.055	40,5 1.594	1	1	G6.3	1,3 2.870
BT40ADB-EM12-120-L1	10007211	BT40 ADB	12,0 0.472	120,0 4.724	93,0 3.661	43,0 1.693	42,0 1.654	185,4 7.299	97,5 3.839	1	1	G6.3	1,8 3.970
BT40ADB-EM14-063-L1	10007212	BT40 ADB	14,0 0.551	63,0 2.480	36,0 1.417	43,0 1.693	44,0 1.732	128,4 5.055	40,5 1.594	1	1	G6.3	1,3 2.870
BT40ADB-EM16-063-L1	10007213	BT40 ADB	16,0 0.630	63,0 2.480	36,0 1.417	46,0 1.811	48,0 1.890	128,4 5.055	39,0 1.535	1	1	G6.3	1,3 2.870
BT40ADB-EM16-120-L1	10007214	BT40 ADB	16,0 0.630	120,0 4.724	93,0 3.661	46,0 1.811	48,0 1.890	185,4 7.299	96,0 3.780	1	1	G6.3	2,0 4.410
BT40ADB-EM18-063-L1	10007215	BT40 ADB	18,0 0.709	63,0 2.480	36,0 1.417	46,0 1.811	50,0 1.969	128,4 5.055	39,0 1.535	1	1	G6.3	1,3 2.870
BT40ADB-EM20-063-L1	10007216	BT40 ADB	20,0 0.787	63,0 2.480	36,0 1.417	48,0 1.890	52,0 2.047	128,4 5.055	38,0 1.496	1	1	G6.3	1,3 2.870
BT40ADB-EM20-120-L1	10007217	BT40 ADB	20,0 0.787	120,0 4.724	93,0 3.661	48,0 1.890	52,0 2.047	185,4 7.299	95,0 3.740	1	1	G6.3	2,2 4.850
BT40ADB-EM25-090-L1	10007219	BT40 ADB	25,0 0.984	90,0 3.543	63,0 2.480	54,0 2.126	63,0 2.480	155,4 6.118	66,0 2.598	2	1	G6.3	2,1 4.630
BT40ADB-EM32-100-L1	10007221	BT40 ADB	32,0 1.260	100,0 3.937	73,0 2.874	58,0 2.283	72,0 2.835	165,4 6.512	76,0 2.992	2	1	G6.3	2,9 6.390
BT50ADB-EM12-080-L1	10007222	BT50 ADB	12,0 0.472	80,0 3.150	42,0 1.654	43,0 1.693	42,0 1.654	181,8 7.157	57,5 2.264	1	1	G6.3	3,7 8.160
BT50ADB-EM14-080-L1	10007223	BT50 ADB	14,0 0.551	80,0 3.150	42,0 1.654	43,0 1.693	44,0 1.732	181,8 7.157	57,5 2.264	1	1	G6.3	3,7 8.160
BT50ADB-EM16-080-L1	10007224	BT50 ADB	16,0 0.630	80,0 3.150	42,0 1.654	46,0 1.811	48,0 1.890	181,8 7.157	56,0 2.205	1	1	G6.3	3,8 8.380
BT50ADB-EM16-120-L1	10007225	BT50 ADB	16,0 0.630	120,0 4.724	82,0 3.228	46,0 1.811	48,0 1.890	221,8 8.732	96,0 3.780	1	1	G6.3	4,2 9.260
BT50ADB-EM18-080-L1	10007226	BT50 ADB	18,0 0.709	80,0 3.150	42,0 1.654	46,0 1.811	50,0 1.969	181,8 7.157	56,0 2.205	1	1	G6.3	3,8 8.380
BT50ADB-EM20-080-L1	10007227	BT50 ADB	20,0 0.787	80,0 3.150	42,0 1.654	48,0 1.890	52,0 2.047	181,8 7.157	55,0 2.165	1	1	G6.3	3,8 8.380
BT50ADB-EM20-120-L1	10007228	BT50 ADB	20,0 0.787	120,0 4.724	82,0 3.228	48,0 1.890	52,0 2.047	221,8 8.732	95,0 3.740	1	1	G6.3	4,4 9.700

Guide
HSK-A
HSK-E
DIN
BT JIS
CAT
Combimaster
Grafix
Seco-Capto™
Others
Operating & setting accessories
Shrinkfit

Designation	Item number	CTMS	DCBN-DCBX	LPR	LB	LSC	BD	OAL	LFS	Design	RFID hole	Balancing	Weight
			mm <i>Inch</i>	mm <i>Inch</i>	mm <i>Inch</i>	mm <i>Inch</i>	mm <i>Inch</i>	mm <i>Inch</i>	mm <i>Inch</i>				kg <i>lbs</i>
BT50ADB-EM25-100-L1	10007229	BT50 ADB	25,0 <i>0.984</i>	100,0 <i>3.937</i>	62,0 <i>2.441</i>	54,0 <i>2.126</i>	65,0 <i>2.559</i>	201,8 <i>7.945</i>	76,0 <i>2.992</i>	2	1	G6.3	4,5 <i>9.920</i>
BT50ADB-EM25-120-L1	10007230	BT50 ADB	25,0 <i>0.984</i>	120,0 <i>4.724</i>	82,0 <i>3.228</i>	54,0 <i>2.126</i>	65,0 <i>2.559</i>	221,8 <i>8.732</i>	96,0 <i>3.780</i>	2	1	G6.3	5,0 <i>11.020</i>
BT50ADB-EM32-105-L1	10007232	BT50 ADB	32,0 <i>1.260</i>	105,0 <i>4.134</i>	67,0 <i>2.638</i>	58,0 <i>2.283</i>	72,0 <i>2.835</i>	206,8 <i>8.142</i>	81,0 <i>3.189</i>	2	1	G6.3	4,8 <i>10.580</i>
BT50ADB-EM40-120-L1	10007233	BT50 ADB	40,0 <i>1.575</i>	120,0 <i>4.724</i>	82,0 <i>3.228</i>	68,0 <i>2.677</i>	80,0 <i>3.150</i>	221,8 <i>8.732</i>	90,0 <i>3.543</i>	2	1	G6.3	5,6 <i>12.350</i>
BT50ADB-EM50-130-L1	10007234	BT50 ADB	50,0 <i>1.969</i>	130,0 <i>5.118</i>	92,0 <i>3.622</i>	78,0 <i>3.071</i>	100,0 <i>3.937</i>	231,8 <i>9.126</i>	95,0 <i>3.740</i>	2	1	G6.3	7,2 <i>15.870</i>

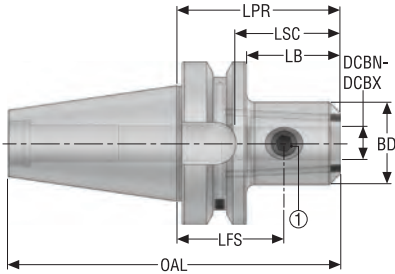
Spare Parts

For DCBN-DCBX	Coolant screw	Locking screw	Plug
BT40/ 6	950A0304	951C0610	950AIE0404
BT40/ 8	950A0304	951C0810	950AIE0404
BT40/ 10	950A0304	951C1012	950AIE0404
BT40/ 12-14	950A0304	951C1216	950AIE0404
BT40/ 16-18	950A0304	951C1416	950AIE0404
BT40/ 20	950A0304	951C1616	950AIE0404
BT40/ 25	950A0304	951C1820	950AIE0404
BT40/ 32	950A0304	951C2020	950AIE0404
BT50/ 12-14	950A0304	951C1216	950AIE0505
BT50/ 16-18	950A0304	951C1416	950AIE0505
BT50/ 20	950A0304	951C1616	950AIE0505
BT50/ 25	950A0304	951C1820	950AIE0505
BT50/ 32-40	950A0304	951C2020	950AIE0505
BT50/ 50	950A0304	951C2425	950AIE0505

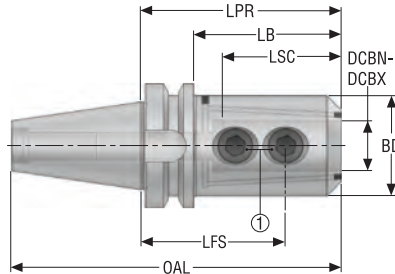
BT JIS B 6339-AD

EM – Side lock holders, Weldon – DIN 1835 Form B/ DIN 6535 Form HB – Inch

Design 1



Design 2



Spare parts:
1 = Locking screw

- With 2 coolant channels for front lubrication which can be sealed with included screws
- For ISO attribute explanation, see page 12

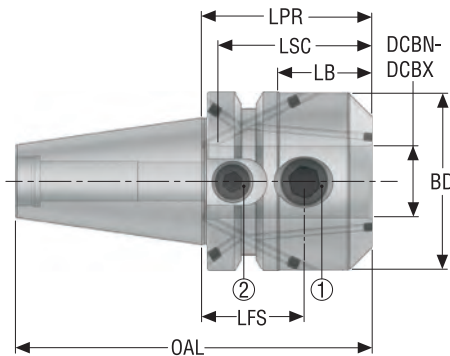
Designation	Item number	CTMS	DCBN-DCBX	LPR	LB	LSC	BD	OAL	LFS	Design	RFID hole	Balancing	Weight
			<i>Inch</i>	<i>Inch</i>	<i>Inch</i>	<i>Inch</i>	<i>Inch</i>	<i>Inch</i>	<i>Inch</i>				<i>lbs</i>
BT40AD-EM0.375-2.500-L1	03301757	BT40 AD	0.375	2.500	1.437	1.500	1.000	5.075	1.750	1	1	G6.3	2.430
BT40AD-EM0.500-2.500-L1	03301758	BT40 AD	0.500	2.500	1.437	1.620	1.250	5.075	1.630	1	1	G6.3	2.650
BT40AD-EM0.750-2.500-L1	03301759	BT40 AD	0.750	2.500	1.437	2.000	1.750	5.075	1.500	1	1	G6.3	2.870
BT40AD-EM1.000-4.000-L1	03301760	BT40 AD	1.000	4.000	2.937	2.250	2.000	6.575	2.880	2	1	G6.3	3.970
BT40AD-EM1.250-4.000-L1	03301761	BT40 AD	1.250	4.000	2.937	2.250	2.500	6.575	2.880	2	1	G6.3	5.070
BT50AD-EM0.625-3.000-L1	03301752	BT50 AD	0.625	3.000	1.504	1.870	1.500	7.008	2.060	1	1	G6.3	8.380
BT50AD-EM0.750-3.000-L1	03301753	BT50 AD	0.750	3.000	1.504	2.000	1.750	7.008	2.000	1	1	G6.3	8.380
BT50AD-EM1.000-4.000-L1	03301754	BT50 AD	1.000	4.000	2.504	2.250	2.000	8.008	2.880	2	1	G6.3	9.260
BT50AD-EM1.250-4.000-L1	03301755	BT50 AD	1.250	4.000	2.504	2.250	2.500	8.008	2.880	2	1	G6.3	9.920
BT50AD-EM1.500-4.500-L1	03301756	BT50 AD	1.500	4.500	3.012	2.620	2.750	8.508	3.000	2	1	G6.3	11.020

Spare Parts

For DCBN-DCBX	Coolant screw	Locking screw
0.375	950A0304	951CNF037031
0.500	950A0304	951CNF043037
0.625	950A0304	951CNF056050
0.750	950A0304	951CNF062050
1.000-1.500	950A0304	951CNF075068

EM – Side lock holders, Weldon short – Metric / Inch

BT JIS B 6339-ADB



- Weldon ØDCBN-DCBX 20, 25, 32 and 40 mm / 0.787, 0.984, 1.260 and 1.575" with ground face (Seco-Weldon compatible)
- With 2 coolant channels for front lubrication which can be sealed with included screws
- For ISO attribute explanation, see page 12

Spare parts:
1 = Locking screw
2 = Locking screw, reduced

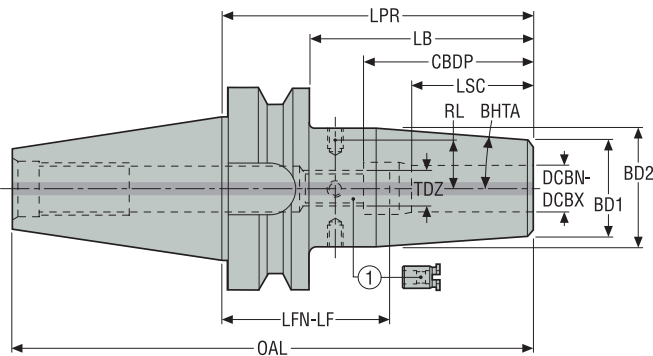
Designation	Item number	CTMS	DCBN-DCBX	LPR	LB	LSC	BD	OAL	LFS	TDZ1	TDZ2	RFID hole	Balancing	Weight
			mm Inch	mm Inch	mm Inch	mm Inch	mm Inch	mm Inch	mm Inch					kg lbs
BT40ADB-EM25-060-F5L1	10007218	BT40 ADB	25,0 0.984	60,0 2.362	33,0 1.299	54,0 2.126	62,0 2.441	125,4 4.937	36,0 1.417	M18x2	M14	0	G6.3	1,4 3.090
BT40ADB-EM32-065-F5L1	10007220	BT40 ADB	32,0 1.260	65,0 2.559	38,0 1.496	58,0 2.283	62,0 2.441	130,4 5.134	41,0 1.614	M20x2	M14	0	G6.3	2,9 6.390
BT50ADB-EM25-044-F5L1	03301733	BT50 ADB	25,0 0.984	44,0 1.732	6,0 0.236	54,0 2.126	57,0 2.244	145,8 5.740	20,5 0.807	M18x2	M14	0	G6.3	3,4 7.500
BT50ADB-EM32-060-F5L1	10007231	BT50 ADB	32,0 1.260	60,0 2.362	22,0 0.866	58,0 2.283	72,0 2.835	161,8 6.370	36,0 1.417	M20x2	M14	0	G6.3	3,6 7.940

Spare Parts

For	Coolant screw	Locking screw	Locking screw, reduced	Plug
BT40ADB-EM25-060-F5L1	950A0304	951C1817	950A1410	950AIE0404
BT40ADB-EM32-065-F5L1	950A0304	951C1416	-	950AIE0404
BT50ADB-EM25-044-F5L1	950A0304	951C1820	-	950AIE0505
BT50ADB-EM32-060-F5L1	950A0304	951C2020	-	950AIE0505

BT JIS B 6339-AD

SFD 5603 – Shrinkfit holders, DIN type – Metric / Inch



Spare parts:
1 = Stop screw

- Run-out $\leq 3 \mu\text{m}$
- Delivered with one stop screw
- For Shrinkfit extensions, see page(s) 367-368
- For ISO attribute explanation, see page 12

Designation	Item number	CTMS	DCBN-DCBX	LPR	LB	CBDP	LSC	BD1	BD2	OAL	LFN	LF	RL	TDZ	BHTA°	RFID hole	Balancing	Weight
			mm Inch	mm Inch	mm Inch	mm Inch	mm Inch	mm Inch	mm Inch	mm Inch	mm Inch	mm Inch	mm Inch					kg lbs
E404056030680	02753111	BT30 AD	6,0 0.236	80,0 3.150	58,0 2.283	37,5 1.476	22,0 0.866	21,0 0.827	27,0 1.063	128,4 5.055	44,0 1.732	58,0 2.283	10,5 0.413	M5x0.8	4,5	0	G2.5	0,6 1.320
E404056030880	02753112	BT30 AD	8,0 0.315	80,0 3.150	58,0 2.283	37,5 1.476	26,0 1.024	21,0 0.827	27,0 1.063	128,4 5.055	44,0 1.732	54,0 2.126	10,5 0.413	M6x1	4,5	0	G2.5	0,6 1.320
E404056031080	02753113	BT30 AD	10,0 0.394	80,0 3.150	58,0 2.283	42,5 1.673	31,0 1.220	24,0 0.945	32,0 1.260	128,4 5.055	39,0 1.535	49,0 1.929	13,0 0.512	M8x1	4,5	0	G2.5	0,7 1.540
E404056031280	02753114	BT30 AD	12,0 0.472	80,0 3.150	58,0 2.283	47,5 1.870	34,0 1.339	24,0 0.945	32,0 1.260	128,4 5.055	34,0 1.339	46,0 1.811	13,0 0.512	M10x1	4,5	0	G2.5	0,7 1.540

Accessories

For	Balancing screws	
All	90ZQ01	

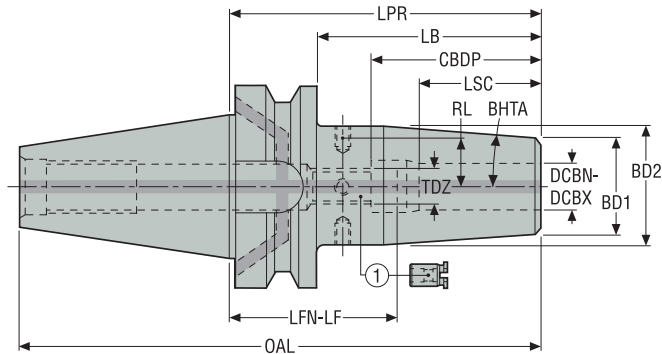
Spare Parts

For	Stop screw	
E404056030680	19BDR05165	
E404056030880	19BDR06165	
E404056031080	19BDR08165	
E404056031280	19BDR10165	

Guide
 HSK-A
 HSK-E
 DIN
 BT JIS
 CAT
 Combimaster
 Graflex
 Seco-Capto™
 Others
 Operating & setting accessories
 Shrinkfit

SFD 5603 – Shrinkfit holders, DIN type – Metric / Inch

BT JIS B 6339-ADB




- Run-out ≤3 μm
- Delivered with one stop screw
- For Shrinkfit extensions, see page(s) 367-368
- For ISO attribute explanation, see page 12

Spare parts:
1 = Stop screw



Designation	Item number	CTMS	DCBN-DCBX		LPR	LB	CBDP	LSC	BD1	BD2	OAL	LFN	LF	RL	TDZ	BHTA ^a	RFID hole	Balancing	Weight	
			mm	Inch															mm	Inch
E341456030690	02753045	BT40 ADB	6,0 0.236	90,0 3.543	63,0 2.480	37,5 1.476	22,0 0.866	21,0 0.827	27,0 1.063	155,4 6.118	54,0 2.126	68,0 2.677	10,5 0.413	M5x0.8	4,5	1	G2.5	1,18 2.600		
E3414560306120	02753043	BT40 ADB	6,0 0.236	120,0 4.724	93,0 3.661	37,5 1.476	22,0 0.866	21,0 0.827	27,0 1.063	185,4 7.299	84,0 3.307	98,0 3.858	10,5 0.413	M5x0.8	4,5	1	G2.5	1,31 2.890		
E3414560306160	02753044	BT40 ADB	6,0 0.236	160,0 6.299	133,0 5.236	37,5 1.476	22,0 0.866	21,0 0.827	27,0 1.063	225,4 8.874	124,0 4.882	138,0 5.433	10,5 0.413	M5x0.8	4,5	1	G2.5	1,45 3.200		
E341456030890	02753048	BT40 ADB	8,0 0.315	90,0 3.543	63,0 2.480	37,5 1.476	26,0 1.024	21,0 0.827	27,0 1.063	155,4 6.118	54,0 2.126	64,0 2.520	10,5 0.413	M6x1	4,5	1	G2.5	1,18 2.600		
E3414560308120	02753046	BT40 ADB	8,0 0.315	120,0 4.724	93,0 3.661	37,5 1.476	26,0 1.024	21,0 0.827	27,0 1.063	185,4 7.299	84,0 3.307	94,0 3.701	10,5 0.413	M6x1	4,5	1	G2.5	1,3 2.870		
E3414560308160	02753047	BT40 ADB	8,0 0.315	160,0 6.299	133,0 5.236	37,5 1.476	26,0 1.024	21,0 0.827	27,0 1.063	225,4 8.874	124,0 4.882	134,0 5.276	10,5 0.413	M6x1	4,5	1	G2.5	1,44 3.170		
E341456031090	02753051	BT40 ADB	10,0 0.394	90,0 3.543	63,0 2.480	42,5 1.673	31,0 1.220	24,0 0.945	32,0 1.260	155,4 6.118	49,0 1.929	59,0 2.323	13,0 0.512	M8x1	4,5	1	G2.5	1,23 2.710		
E3414560310120	02753049	BT40 ADB	10,0 0.394	120,0 4.724	93,0 3.661	42,5 1.673	31,0 1.220	24,0 0.945	32,0 1.260	185,4 7.299	79,0 3.110	89,0 3.504	13,0 0.512	M8x1	4,5	1	G2.5	1,5 3.310		
E3414560310160	02753050	BT40 ADB	10,0 0.394	160,0 6.299	133,0 5.236	42,5 1.673	31,0 1.220	24,0 0.945	32,0 1.260	225,4 8.874	119,0 4.685	129,0 5.079	13,0 0.512	M8x1	4,5	1	G2.5	1,7 3.750		
E341456031290	02753054	BT40 ADB	12,0 0.472	90,0 3.543	63,0 2.480	47,5 1.870	34,0 1.339	24,0 0.945	32,0 1.260	155,4 6.118	44,0 1.732	56,0 2.205	13,0 0.512	M10x1	4,5	1	G2.5	1,21 2.670		
E3414560312120	02753052	BT40 ADB	12,0 0.472	120,0 4.724	93,0 3.661	47,5 1.870	34,0 1.339	24,0 0.945	32,0 1.260	185,4 7.299	74,0 2.913	86,0 3.386	13,0 0.512	M10x1	4,5	1	G2.5	1,39 3.060		
E3414560312160	02753053	BT40 ADB	12,0 0.472	160,0 6.299	133,0 5.236	47,5 1.870	34,0 1.339	24,0 0.945	32,0 1.260	225,4 8.874	114,0 4.488	126,0 4.961	13,0 0.512	M10x1	4,5	1	G2.5	1,7 3.750		
E341456031490	02753057	BT40 ADB	14,0 0.551	90,0 3.543	63,0 2.480	47,5 1.870	34,0 1.339	27,0 1.063	34,0 1.339	155,4 6.118	44,0 1.732	56,0 2.205	14,0 0.551	M10x1	4,5	1	G2.5	1,35 2.980		
E3414560314120	02753056	BT40 ADB	14,0 0.551	120,0 4.724	93,0 3.661	47,5 1.870	34,0 1.339	27,0 1.063	34,0 1.339	185,4 7.299	74,0 2.913	86,0 3.386	14,0 0.551	M10x1	4,5	1	G2.5	1,5 3.310		
E341456031690	02753060	BT40 ADB	16,0 0.630	90,0 3.543	63,0 2.480	50,5 1.988	39,0 1.535	27,0 1.063	34,0 1.339	155,4 6.118	41,0 1.614	51,0 2.008	14,0 0.551	M12x1	4,5	1	G2.5	1,24 2.730		
E3414560316120	02753058	BT40 ADB	16,0 0.630	120,0 4.724	93,0 3.661	50,5 1.988	39,0 1.535	27,0 1.063	34,0 1.339	185,4 7.299	71,0 2.795	81,0 3.189	14,0 0.551	M12x1	4,5	1	G2.5	1,5 3.310		
E3414560316160	02753059	BT40 ADB	16,0 0.630	160,0 6.299	133,0 5.236	50,5 1.988	39,0 1.535	27,0 1.063	34,0 1.339	225,4 8.874	111,0 4.370	121,0 4.764	14,0 0.551	M12x1	4,5	1	G2.5	1,7 3.750		
E341456031890	02753062	BT40 ADB	18,0 0.709	90,0 3.543	63,0 2.480	50,5 1.988	39,0 1.535	33,0 1.299	42,0 1.654	155,4 6.118	41,0 1.614	51,0 2.008	18,0 0.709	M12x1	4,5	1	G2.5	1,4 3.090		
E341456032090	02753064	BT40 ADB	20,0 0.787	90,0 3.543	63,0 2.480	52,5 2.067	41,0 1.614	33,0 1.299	42,0 1.654	155,4 6.118	39,0 1.535	49,0 1.929	18,0 0.709	M16x1	4,5	1	G2.5	1,34 2.950		
E3414560320120	02753063	BT40 ADB	20,0 0.787	120,0 4.724	93,0 3.661	52,5 2.067	41,0 1.614	33,0 1.299	42,0 1.654	185,4 7.299	69,0 2.717	79,0 3.110	18,0 0.709	M16x1	4,5	1	G2.5	1,7 3.750		
E3414560325100	02753065	BT40 ADB	25,0 0.984	100,0 3.937	73,0 2.874	58,5 2.303	47,0 1.850	44,0 1.732	53,0 2.087	165,4 6.512	43,0 1.693	53,0 2.087	23,5 0.925	M16x1	4,5	1	G2.5	1,78 3.920		

Designation	Item number	CTMS	DCBN-	LPR	LB	CBDP	LSC	BD1	BD2	OAL	LFN	LF	RL	TDZ	BHTA°	RFID hole	Balancing	Weight
			DCBX															mm Inch
E3416560306100	02753092	BT50 ADB	6,0 0.236	100,0 3.937	62,0 2.441	37,5 1.476	22,0 0.866	21,0 0.827	27,0 1.063	201,8 7.945	64,0 2.520	78,0 3.071	10,5 0.413	M5x0.8	4,5	1	G2.5	3,76 8.290
E3416560306160	02753093	BT50 ADB	6,0 0.236	160,0 6.299	122,0 4.803	37,5 1.476	22,0 0.866	21,0 0.827	27,0 1.063	261,8 10.307	124,0 4.882	138,0 5.433	10,5 0.413	M5x0.8	4,5	1	G2.5	3,98 8.770
E3416560308100	02753094	BT50 ADB	8,0 0.315	100,0 3.937	62,0 2.441	37,5 1.476	26,0 1.024	21,0 0.827	27,0 1.063	201,8 7.945	64,0 2.520	74,0 2.913	10,5 0.413	M6x1	4,5	1	G2.5	3,8 8.380
E3416560308160	02753095	BT50 ADB	8,0 0.315	160,0 6.299	122,0 4.803	37,5 1.476	26,0 1.024	21,0 0.827	27,0 1.063	261,8 10.307	124,0 4.882	134,0 5.276	10,5 0.413	M6x1	4,5	1	G2.5	4,0 8.820
E3416560310100	02753096	BT50 ADB	10,0 0.394	100,0 3.937	62,0 2.441	42,5 1.673	31,0 1.220	24,0 0.945	32,0 1.260	201,8 7.945	59,0 2.323	69,0 2.717	13,0 0.512	M8x1	4,5	1	G2.5	3,81 8.400
E3416560310160	02753097	BT50 ADB	10,0 0.394	160,0 6.299	122,0 4.803	42,5 1.673	31,0 1.220	24,0 0.945	32,0 1.260	261,8 10.307	119,0 4.685	129,0 5.079	13,0 0.512	M8x1	4,5	1	G2.5	4,15 9.150
E3416560312100	02753098	BT50 ADB	12,0 0.472	100,0 3.937	62,0 2.441	47,5 1.870	34,0 1.339	24,0 0.945	32,0 1.260	201,8 7.945	54,0 2.126	66,0 2.598	13,0 0.512	M10x1	4,5	1	G2.5	3,8 8.380
E3416560312160	02753099	BT50 ADB	12,0 0.472	160,0 6.299	122,0 4.803	47,5 1.870	34,0 1.339	24,0 0.945	32,0 1.260	261,8 10.307	114,0 4.488	126,0 4.961	13,0 0.512	M10x1	4,5	1	G2.5	4,14 9.130
E3416560314100	02753100	BT50 ADB	14,0 0.551	100,0 3.937	62,0 2.441	47,5 1.870	34,0 1.339	27,0 1.063	34,0 1.339	201,8 7.945	54,0 2.126	66,0 2.598	14,0 0.551	M10x1	4,5	1	G2.5	3,85 8.490
E3416560316100	02753101	BT50 ADB	16,0 0.630	100,0 3.937	62,0 2.441	50,5 1.988	39,0 1.535	27,0 1.063	34,0 1.339	201,8 7.945	51,0 2.008	61,0 2.402	14,0 0.551	M12x1	4,5	1	G2.5	3,82 8.420
E3416560316160	02753102	BT50 ADB	16,0 0.630	160,0 6.299	122,0 4.803	50,5 1.988	39,0 1.535	27,0 1.063	34,0 1.339	261,8 10.307	111,0 4.370	121,0 4.764	14,0 0.551	M12x1	4,5	1	G2.5	4,2 9.260
E3416560318100	02753103	BT50 ADB	18,0 0.709	100,0 3.937	62,0 2.441	50,5 1.988	39,0 1.535	33,0 1.299	42,0 1.654	201,8 7.945	51,0 2.008	61,0 2.402	18,0 0.709	M12x1	4,5	1	G2.5	3,95 8.710
E3416560320100	02753104	BT50 ADB	20,0 0.787	100,0 3.937	62,0 2.441	52,5 2.067	41,0 1.614	33,0 1.299	42,0 1.654	201,8 7.945	49,0 1.929	59,0 2.323	18,0 0.709	M16x1	4,5	1	G2.5	3,9 8.600
E3416560320160	02753105	BT50 ADB	20,0 0.787	160,0 6.299	122,0 4.803	52,5 2.067	41,0 1.614	33,0 1.299	42,0 1.654	261,8 10.307	109,0 4.291	119,0 4.685	18,0 0.709	M16x1	4,5	1	G2.5	4,49 9.900
E3416560325110	02753106	BT50 ADB	25,0 0.984	110,0 4.331	72,0 2.835	58,5 2.303	47,0 1.850	44,0 1.732	53,0 2.087	211,8 8.339	53,0 2.087	63,0 2.480	23,5 0.925	M16x1	4,5	1	G2.5	4,35 9.590
E3416560325160	02753107	BT50 ADB	25,0 0.984	160,0 6.299	122,0 4.803	58,5 2.303	47,0 1.850	44,0 1.732	53,0 2.087	261,8 10.307	103,0 4.055	113,0 4.449	23,5 0.925	M16x1	4,5	1	G2.5	5,2 11.460
E3416560332110	02753108	BT50 ADB	32,0 1.260	110,0 4.331	72,0 2.835	62,5 2.461	51,0 2.008	44,0 1.732	53,0 2.087	211,8 8.339	49,0 1.929	59,0 2.323	23,5 0.925	M16x1	4,5	1	G2.5	4,2 9.260

Accessories

For	Balancing screws
	
All	90ZQ01

Spare Parts

Guide	For Taper/ DCBN-DCBX		Sealing Screws	Stop screw
				
HSK-A	BT40	6/ 0.236	950A0406	19BDR05165
	BT40	8/ 0.315	950A0406	19BDR06165
	BT40	10/ 0.394	950A0406	19BDR08165
	BT40	12/ 0.472-14/ 0.551	950A0406	19BDR10165
	BT40	16/ 0.630-18/ 0.709	950A0406	19BDR12165
HSK-E	BT40	20/ 0.787-25/ 0.984	950A0406	19BDR16165
	BT50	6/ 0.236	950A0606	19BDR05165
	BT50	8/ 0.315	950A0606	19BDR06165
	BT50	10/ 0.394	950A0606	19BDR08165
	BT50	12/ 0.472-14/ 0.551	950A0606	19BDR10165
	BT50	16/ 0.630-18/ 0.709	950A0606	19BDR12165
DIN	BT50	20/ 0.787-25/ 0.984	950A0606	19BDR16165
	BT40	32/ 1.260	950A0606	19BDR16165

BT JIS

CAT

Combimaster

Graflex

Seco-Capto™

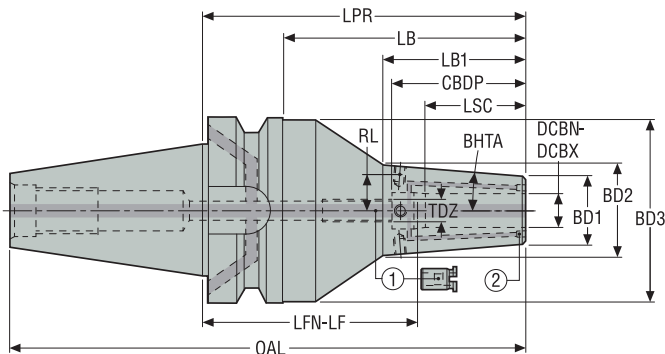
Others

Operating & set-
ting accessories

Shrinkfit

BT JIS B 6339-ADB

SFR 5600 – Shrinkfit holders, reinforced – Metric / Inch



Spare parts:
1 = Stop screw
2 = Sealing plugs

- Run-out ≤3 µm
- With coolant supply channels towards the tool (plugged)
- Delivered with one stop screw
- For ISO attribute explanation, see page 12

Designation	Item number	CTMS	DCBN-DCBX	LPR*	LB	LB1	CDBP	LSC	BD1	BD2	BD3	OAL	LFN	LF	RL	TDZ	BHTA*	RFID hole	Balancing	Weight	
																				kg	
				mm	mm	mm	mm	mm	mm	mm	mm	mm	mm	mm	mm	mm	mm	mm	mm	lbs	
				Inch	Inch	Inch	Inch	Inch	Inch	Inch	Inch	Inch	Inch	Inch	Inch	Inch	Inch	Inch	Inch	Inch	
E3414560006130	02845565	BT40 ADB	6,0 0.236	130,0 5.118	103,0 4.055	52,0 2.047	37,5 1.476	22,0 0.866	24,0 0.945	32,2 1.267	61,5 2.421	195,4 7.693	94,0 3.701	108,0 4.252	12,0 0.472	M5x0.8	4,5	1	G2.5	2,0 4.410	
E3414560008130	02845566	BT40 ADB	8,0 0.315	130,0 5.118	103,0 4.055	52,0 2.047	37,5 1.476	26,0 1.024	24,0 0.945	32,2 1.267	61,5 2.421	195,4 7.693	94,0 3.701	104,0 4.094	12,0 0.472	M6x1	4,5	1	G2.5	2,0 4.410	
E341456001070	02845559	BT40 ADB	10,0 0.394	70,0 2.756	43,0 1.693	-	42,5 1.673	31,0 1.220	27,0 1.063	35,2 1.385	-	135,4 5.331	29,0 1.142	39,0 1.535	13,5 0.531	M8x1	4,5	1	G2.5	1,2 2.650	
E3414560010130	02845567	BT40 ADB	10,0 0.394	130,0 5.118	103,0 4.055	52,0 2.047	42,5 1.673	31,0 1.220	27,0 1.063	35,2 1.385	61,5 2.421	195,4 7.693	89,0 3.504	99,0 3.898	13,5 0.531	M8x1	4,5	1	G2.5	2,05 4.520	
E341456001270	02845560	BT40 ADB	12,0 0.472	70,0 2.756	43,0 1.693	-	47,5 1.870	34,0 1.339	27,0 1.063	35,2 1.385	-	135,4 5.331	24,0 0.945	36,0 1.417	13,5 0.531	M10x1	4,5	1	G2.5	1,2 2.650	
E3414560012130	02845568	BT40 ADB	12,0 0.472	130,0 5.118	103,0 4.055	103,0 4.055	47,5 1.870	34,0 1.339	27,0 1.063	35,2 1.385	61,5 2.421	195,4 7.693	84,0 3.307	96,0 3.780	13,5 0.531	M10x1	4,5	1	G2.5	2,05 4.520	
E341456001675	02845561	BT40 ADB	16,0 0.630	75,0 2.953	48,0 1.890	-	50,5 1.988	39,0 1.535	33,0 1.299	42,1 1.659	-	140,4 5.528	26,0 1.024	36,0 1.417	17,0 0.669	M12x1	4,5	1	G2.5	1,3 2.870	
E3414560016130	02845569	BT40 ADB	16,0 0.630	130,0 5.118	103,0 4.055	58,0 2.283	50,5 1.988	39,0 1.535	33,0 1.299	42,1 1.659	61,5 2.421	195,4 7.693	81,0 3.189	91,0 3.583	17,0 0.669	M12x1	4,5	1	G2.5	2,15 4.740	
E341456002075	02845562	BT40 ADB	20,0 0.787	75,0 2.953	48,0 1.890	-	52,5 2.067	41,0 1.614	44,0 1.732	53,1 2.092	-	140,4 5.528	24,0 0.945	34,0 1.339	21,5 0.846	M16x1	4,5	1	G2.5	1,47 3.240	
E3416560006160	02845588	BT50 ADB	6,0 0.236	160,0 6.299	122,0 4.803	52,0 2.047	37,5 1.476	22,0 0.866	24,0 0.945	32,2 1.267	97,5 3.839	261,8 10.307	124,0 4.882	138,0 5.433	12,0 0.472	M5x0.8	4,5	1	G2.5	6,15 13.560	
E3416560008160	02845589	BT50 ADB	8,0 0.315	160,0 6.299	122,0 4.803	52,0 2.047	37,5 1.476	26,0 1.024	24,0 0.945	32,2 1.267	97,5 3.839	261,8 10.307	124,0 4.882	134,0 5.276	12,0 0.472	M6x1	4,5	1	G2.5	6,1 13.450	
E3416560010100	02845582	BT50 ADB	10,0 0.394	100,0 3.937	62,0 2.441	-	42,5 1.673	31,0 1.220	27,0 1.063	35,2 1.385	-	201,8 7.945	59,0 2.323	69,0 2.717	13,5 0.531	M8x1	4,5	1	G2.5	4,0 8.820	
E3416560010160	02845590	BT50 ADB	10,0 0.394	160,0 6.299	122,0 4.803	52,0 2.047	42,5 1.673	31,0 1.220	27,0 1.063	35,2 1.385	97,5 3.839	261,8 10.307	119,0 4.685	129,0 5.079	13,5 0.531	M8x1	4,5	1	G2.5	6,2 13.670	
E3416560012100	02845583	BT50 ADB	12,0 0.472	100,0 3.937	62,0 2.441	-	47,5 1.870	34,0 1.339	27,0 1.063	35,2 1.385	-	201,8 7.945	54,0 2.126	66,0 2.598	13,5 0.531	M10x1	4,5	1	G2.5	3,95 8.710	
E3416560012160	02845591	BT50 ADB	12,0 0.472	160,0 6.299	122,0 4.803	52,0 2.047	47,5 1.870	34,0 1.339	27,0 1.063	35,2 1.385	97,5 3.839	261,8 10.307	114,0 4.488	126,0 4.961	13,5 0.531	M10x1	4,5	1	G2.5	6,2 13.670	
E3416560016100	02845584	BT50 ADB	16,0 0.630	100,0 3.937	62,0 2.441	-	50,5 1.988	39,0 1.535	33,0 1.299	42,1 1.659	-	140,4 5.528	26,0 1.024	36,0 1.417	17,0 0.669	M12x1	4,5	1	G2.5	4,05 8.930	
E3416560016160	02845592	BT50 ADB	16,0 0.630	160,0 6.299	122,0 4.803	58,0 2.283	50,5 1.988	39,0 1.535	33,0 1.299	42,1 1.659	97,5 3.839	261,8 10.307	111,0 4.370	121,0 4.764	17,0 0.669	M12x1	4,5	1	G2.5	6,3 13.890	
E3416560020100	02845585	BT50 ADB	20,0 0.787	100,0 3.937	62,0 2.441	-	52,5 2.067	41,0 1.614	44,0 1.732	53,1 2.092	-	140,4 5.528	24,0 0.945	34,0 1.339	21,5 0.846	M16x1	4,5	1	G2.5	4,33 9.550	
E3416560020160	02845593	BT50 ADB	20,0 0.787	160,0 6.299	122,0 4.803	58,0 2.283	52,5 2.067	41,0 1.614	44,0 1.732	53,1 2.092	97,5 3.839	261,8 10.307	109,0 4.291	119,0 4.685	21,5 0.846	M16x1	4,5	1	G2.5	6,76 14.900	
E3416560025100	02845586	BT50 ADB	25,0 0.984	100,0 3.937	62,0 2.441	-	58,5 2.303	47,0 1.850	48,0 1.890	57,1 2.249	-	201,8 7.945	43,0 1.693	53,0 2.087	25,0 0.984	M16x1	4,5	1	G2.5	4,46 9.830	

Designation	Item number	CTMS	DCBN-		LB	LB1	CBDP	LSC	BD1	BD2	BD3	OAL	LFN	LF	RL	TDZ	BHTA°	RFID hole	Balancing	Weight	
			DCBX	LPR*																	
			mm	mm	mm	mm	mm	mm	mm	mm	mm	mm	mm	mm	mm	mm	mm	mm	mm	mm	
			Inch	Inch	Inch	Inch	Inch	Inch	Inch	Inch	Inch	Inch	Inch	Inch	Inch	Inch	Inch	Inch	Inch	Inch	kg
			Inch	Inch	Inch	Inch	Inch	Inch	Inch	Inch	Inch	Inch	Inch	Inch	Inch	Inch	Inch	Inch	Inch	Inch	lbs
E3416560025160	02845594	BT50 ADB	25,0 <i>0.984</i>	160,0 <i>6.299</i>	122,0 <i>4.803</i>	-	58,5 <i>2.303</i>	47,0 <i>1.850</i>	48,0 <i>1.890</i>	57,1 <i>2.249</i>	97,5 <i>3.839</i>	261,8 <i>10.307</i>	103,0 <i>4.055</i>	113,0 <i>4.449</i>	25,0 <i>0.984</i>	M16x1	4,5	1	G2.5	7,0 <i>15.430</i>	
E3416560032105	02845587	BT50 ADB	32,0 <i>1.260</i>	105,0 <i>4.134</i>	67,0 <i>2.638</i>	-	62,5 <i>2.461</i>	51,0 <i>2.008</i>	48,0 <i>1.890</i>	57,1 <i>2.249</i>	-	206,8 <i>8.142</i>	44,0 <i>1.732</i>	54,0 <i>2.126</i>	25,0 <i>0.984</i>	M16x1	4,5	1	G2.5	4,4 <i>9.700</i>	

Accessories

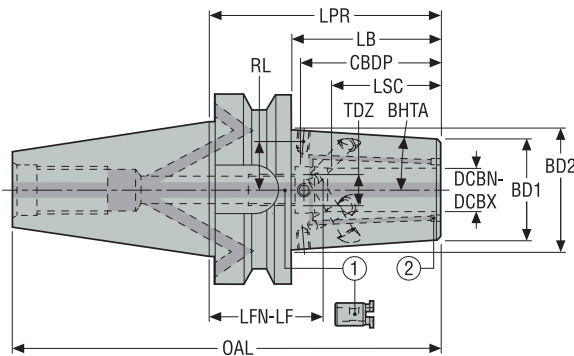
For	Balancing screws
All	90ZQ01

Spare Parts

For Taper/ DCBN-DCBX	Sealing plugs	Sealing Screws	Stop screw
BT40 6/ 0.236	90AI03	950A0406	19BDR05165
BT40 8/ 0.315	90AI03	950A0406	19BDR06165
BT40 10/ 0.394	90AI03	950A0406	19BDR08165
BT40 12/ 0.472	90AI03	950A0406	19BDR10165
BT40 16/ 0.630	90AI03	950A0406	19BDR12165
BT40 20/ 0.787-25/ 0.984	90AI04	950A0406	19BDR16165
BT50 6/ 0.236	90AI03	950A0606	19BDR05165
BT50 8/ 0.315	90AI03	950A0606	19BDR06165
BT50 10/ 0.394	90AI03	950A0606	19BDR08165
BT50 12/ 0.472	90AI03	950A0606	19BDR10165
BT50 16/ 0.630	90AI03	950A0606	19BDR12165
BT50 20/ 0.787-32/ 1.260	90AI04	950A0606	19BDR16165

BT JIS B 6339-ADB

SFR 5600P Safe-Lock™ – Shrinkfit holders, reinforced and with tool pull-out protection – Metric / Inch



Spare parts:
1 = Stop screw
2 = Sealing plugs

- Run-out ≤3 µm
- With coolant supply channels towards the tool (plugged)
- Delivered with one stop screw installed
- For ISO attribute explanation, see page 12

Designation	Item number	CTMS	DCBN-DCBX	LPR*	LB	CBDP	LSC	BD1	BD2	OAL	LFN	LF	RL	TDZ	BHTA°	RFID hole	Balancing	Weight
E341456001270P	02904884	BT40 ADB	12,0 0.472	70,0 2.756	43,0 1.693	47,5 1.870	34,0 1.339	27,0 1.063	33,8 1.331	135,4 5.331	24,0 0.945	32,5 1.280	13,5 0.531	M10x1	4,5	1	G2.5	1,2 2.650
E341456001675P	02904885	BT40 ADB	16,0 0.630	75,0 2.953	48,0 1.890	50,5 1.988	39,0 1.535	33,0 1.299	40,6 1.598	140,4 5.528	26,0 1.024	34,0 1.339	17,0 0.669	M12x1	4,5	1	G2.5	1,3 2.870
E341456002075P	02904886	BT40 ADB	20,0 0.787	75,0 2.953	48,0 1.890	52,5 2.067	41,0 1.614	44,0 1.732	51,6 2.031	140,4 5.528	24,0 0.945	32,0 1.260	21,5 0.846	M16x1	4,5	1	G2.5	1,5 3.310
E3416560012100P	02904888	BT50 ADB	12,0 0.472	100,0 3.937	62,0 2.441	47,5 1.870	34,0 1.339	27,0 1.063	36,8 1.449	201,8 7.945	54,0 2.126	62,5 2.461	13,5 0.531	M10x1	4,5	1	G2.5	4,0 8.820
E3416560016100P	02904889	BT50 ADB	16,0 0.630	100,0 3.937	62,0 2.441	50,5 1.988	39,0 1.535	33,0 1.299	42,8 1.685	201,8 7.945	51,0 2.008	59,0 2.323	17,0 0.669	M12x1	4,5	1	G2.5	4,1 9.040
E3416560020100P	02904890	BT50 ADB	20,0 0.787	100,0 3.937	62,0 2.441	52,5 2.067	41,0 1.614	44,0 1.732	53,8 2.118	201,8 7.945	49,0 1.929	57,0 2.244	21,5 0.846	M16x1	4,5	1	G2.5	4,4 9.700
E3416560025100P	02904891	BT50 ADB	25,0 0.984	100,0 3.937	62,0 2.441	58,5 2.303	47,0 1.850	48,0 1.890	59,8 2.354	201,8 7.945	53,0 2.087	41,0 1.614	25,0 0.984	M16x1	4,5	1	G2.5	4,5 9.920
E3416560032105P	02904892	BT50 ADB	32,0 1.260	105,0 4.134	67,0 2.638	62,5 2.461	51,0 2.008	48,0 1.890	60,6 2.386	206,8 8.142	44,0 1.732	54,0 2.126	25,0 0.984	M16x1	4,5	1	G2.5	4,4 9.700

Accessories

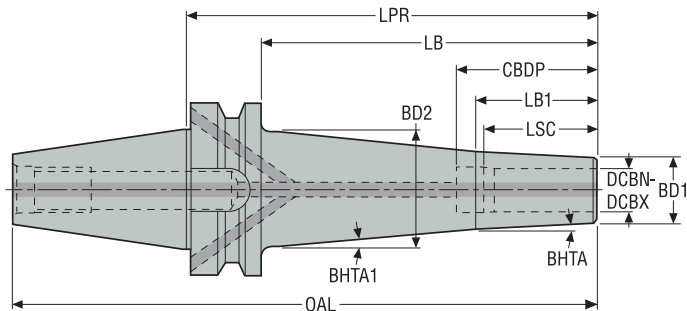
For	Balancing screws
All	90ZQ01

Spare Parts

For Taper/ DCBN-DCBX		Sealing plugs	Sealing Screws	Stop screw
BT40	12/ 0.472-16/ 0.630			-
BT40	20/ 0.787	90AI04	950A0406	19BDR16165
BT50	12/ 0.472-16/ 0.630	90AI03	950A0606	-
BT50	20/ 0.787-32/ 1.260	90AI04	950A0606	19BDR16165

SFS 5801 – Shrinkfit holders, Mold and Die type – Metric / Inch

BT JIS B 6339-ADB



- Run-out $\leq 3 \mu\text{m}$
- For Shrinkfit extensions, see page(s) 367-368
- For ISO attribute explanation, see page 12

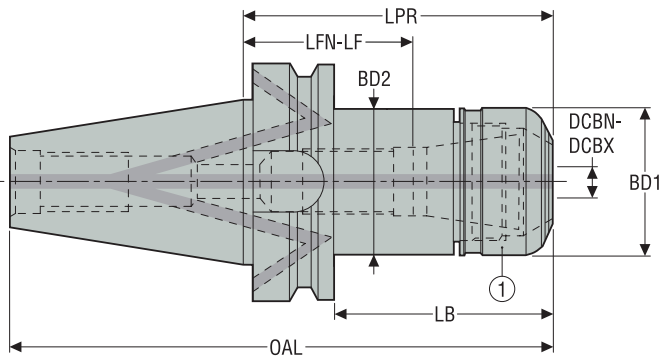
Designation	Item number	CTMS	DCBN-DCBX	LPR	LB	CBDP	LB1	LSC	BD1	BD2	OAL	BHTA°	BHTA1°	RFID hole	Balancing	Weight
			mm Inch	mm Inch	mm Inch	mm Inch	mm Inch	mm Inch	mm Inch	mm Inch	mm Inch					kg lbs
E341458010390	00034385	BT40 ADB	3,0 0.118	90,0 3.543	63,0 2.480	-	25,0 0.984	13,0 0.512	9,0 0.354	18,3 0.719	155,4 6.118	3,0	5,0	1	G2.5	0,99 2.180
E3414580103140	00096374	BT40 ADB	3,0 0.118	140,0 5.512	113,0 4.449	-	25,0 0.984	13,0 0.512	9,0 0.354	27,0 1.064	205,4 8.087	3,0	5,0	1	G2.5	1,12 2.470
E341458010490	00034386	BT40 ADB	4,0 0.157	90,0 3.543	63,0 2.480	-	25,0 0.984	15,0 0.591	10,0 0.394	19,3 0.759	155,4 6.118	3,0	5,0	1	G2.5	1,0 2.200
E3414580104140	00096375	BT40 ADB	4,0 0.157	140,0 5.512	113,0 4.449	-	25,0 0.984	15,0 0.591	10,0 0.394	28,0 1.103	205,4 8.087	3,0	5,0	1	G2.5	1,14 2.570
E3414580105140	00096376	BT40 ADB	5,0 0.197	140,0 5.512	113,0 4.449	-	25,0 0.984	18,0 0.709	11,0 0.433	29,0 1.142	205,4 8.087	3,0	5,0	1	G2.5	1,16 2.560
E341458010690	00034388	BT40 ADB	6,0 0.236	90,0 3.543	63,0 2.480	40,0 1.575	32,0 1.260	26,0 1.024	12,0 0.472	20,8 0.818	155,4 6.118	3,0	5,0	1	G2.5	1,01 2.230
E3414580106140	00096377	BT40 ADB	6,0 0.236	140,0 5.512	113,0 4.449	40,0 1.575	32,0 1.260	26,0 1.024	12,0 0.472	29,5 1.162	205,4 8.087	3,0	5,0	1	G2.5	1,18 2.600
E341458010890	00034389	BT40 ADB	8,0 0.315	90,0 3.543	63,0 2.480	44,0 1.732	36,0 1.417	30,0 1.181	16,0 0.630	24,5 0.964	155,4 6.118	3,0	5,0	1	G2.5	1,05 2.370
E3414580108140	00096378	BT40 ADB	8,0 0.315	140,0 5.512	113,0 4.449	44,0 1.732	36,0 1.417	30,0 1.181	16,0 0.630	33,2 1.309	205,4 8.087	3,0	5,0	1	G2.5	1,29 2.840
E341458011090	00034390	BT40 ADB	10,0 0.394	90,0 3.543	63,0 2.480	45,0 1.772	38,0 1.496	32,0 1.260	18,0 0.709	26,4 1.038	155,4 6.118	3,0	5,0	1	G2.5	1,06 2.340
E3414580110160	00096379	BT40 ADB	10,0 0.394	160,0 6.299	133,0 5.236	45,0 1.772	38,0 1.496	32,0 1.260	18,0 0.709	38,6 1.520	225,4 8.874	3,0	5,0	1	G2.5	1,5 3.310
E341458011290	00034391	BT40 ADB	12,0 0.472	90,0 3.543	63,0 2.480	46,0 1.811	40,0 1.575	34,0 1.339	20,0 0.787	28,2 1.111	155,4 6.118	3,0	5,0	1	G2.5	1,09 2.400

Spare Parts

For	Sealing Screws
All	950A0406

BT JIS B 6339-AD/ADB

ERHP 5672 – High precision collet chucks – Metric / Inch

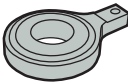


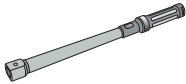


Spare parts:
1 = Nut



- Run-out 3 µm maximum at 3 x ØDCBN-DCBX
- For ER HP collets type 5672, see page(s) 394, 395, 396-402
- For ISO attribute explanation, see page 12

Designation	Item number	CTMS	DCBN	DCBX	CTWS	LPR	BD2	BD1	OAL	LB	LFN*	LF*	RFID hole	Balancing	Weight
			mm Inch	mm Inch											
E404056721150	02882776	BT30 AD	0,5 0.020	7,0 0.276	HP 11	50,0 1.969	16,0 0.630	16,0 0.630	98,4 3.874	28,0 1.102	14,0 0.551	32,0 1.260	0	G2.5	0,5 1.100
E341456721670	02827243	BT40 ADB	0,5 0.020	10,0 0.394	HP 16	70,0 2.756	30,0 1.181	30,0 1.181	135,4 5.331	43,0 1.693	39,0 1.535	40,0 1.575	1	G2.5	1,12 2.470
E3414567216160	02827245	BT40 ADB	0,5 0.020	10,0 0.394	HP 16	160,0 6.299	30,0 1.181	30,0 1.181	225,4 8.874	133,0 5.236	129,0 5.079	130,0 5.118	1	G2.5	1,55 3.420
E341456722570	02827247	BT40 ADB	1,0 0.039	16,0 0.630	HP 25	70,0 2.756	40,0 1.575	40,0 1.575	135,4 5.331	43,0 1.693	14,0 0.551	32,0 1.260	1	G2.5	1,19 2.620
E3414567225160	02827249	BT40 ADB	1,0 0.039	16,0 0.630	HP 25	160,0 6.299	40,0 1.575	40,0 1.575	225,4 8.874	133,0 5.236	104,0 4.094	122,0 4.803	1	G2.5	1,96 4.320
E341456723270	02827253	BT40 ADB	2,0 0.079	20,0 0.787	HP 32	70,0 2.756	50,0 1.969	50,0 1.969	135,4 5.331	43,0 1.693	14,0 0.551	18,0 0.709	1	G2.5	1,29 2.840
E3416567225100	02827254	BT50 ADB	1,0 0.039	16,0 0.630	HP 25	100,0 3.937	40,0 1.575	40,0 1.575	201,8 7.945	62,0 2.441	44,0 1.732	62,0 2.441	1	G2.5	3,93 8.660
E3416567232100	02827255	BT50 ADB	2,0 0.079	20,0 0.787	HP 32	100,0 3.937	50,0 1.969	50,0 1.969	201,8 7.945	62,0 2.441	44,0 1.732	48,0 1.890	1	G2.5	4,12 9.080

Accessories

For Taper/ size	Socket	Spanner	Stop screw	Torque key
BT30/ HP 11	 03ER016	 03BR016	 19B5870812P1	 03DYD010100
BT40/ HP 16	03ER030B	03BR030	19B58711	03DYD010100B
BT40/ HP 25	03ER040	03BR040	19B58718	03DYD020200
BT40/ HP 32	03ER050	03BR050	19B58722	03DYD020200
BT50/ HP 25	03ER040	03BR040	19B58718	03DYD020200
BT50/ HP 32	03ER050	03BR050	19B58722	03DYD020200

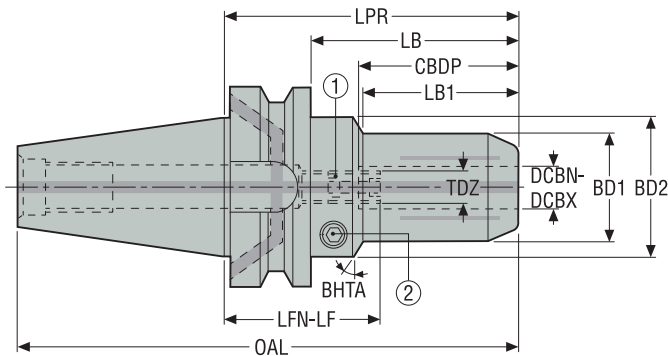
Spare Parts

Guide	For Taper/ size	Nut	Sealing Screws
			
HSK-A	BT30/ HP 11	08B567211	-
	BT40/ HP 16	08B567216	950A0406
	BT40/ HP 25	08B567225	950A0406
	BT40/ HP 32	08B567232	950A0406
HSK-E	BT50/ HP 25	08B567225	950A0606
	BT50/ HP 32	08B567232	950A0606

- Guide
- HSK-A
- HSK-E
- DIN
- BT JIS
- CAT
- Combimaster
- Graflex
- Seco-Capto™
- Others
- Operating & setting accessories
- Shrinkfit

BT JIS B 6339-ADB

HC 5834 – Hydraulic chucks – Metric / Inch



Accessories:
2 = Locking key for press screw

Spare parts:
1 = Stop screw
2 = Press screw

- Run-out 3 µm maximum at 3 x ØDCBN-DCBX
- For reduction sleeves and control gauges, see page(s) 387, 388-389
- For ISO attribute explanation, see page 12

Designation	Item number	CTMS	DCBN-DCBX		LPR	LB	LB1	CDBP	BD2	BD1	OAL	LFN	LF	TDZ	BHTA°	RFID hole	Balancing	Weight								
			mm	Inch															kg	lbs						
E341458340690	00038906	BT40 ADB	6,0	0.236	90,0	3,543	63,0	2,480	0.906	1.496	38,0	1.969	50,0	1.024	155,4	6.118	52,0	2.047	62,0	2.441	M5	30,0	1	G6.3	1,55	3.420
E341458340890	00038907	BT40 ADB	8,0	0.315	90,0	3,543	63,0	2,480	0.945	1.496	38,0	1.969	28,0	1.102	155,4	6.118	52,0	2.047	62,0	2.441	M5	30,0	1	G6.3	1,55	3.420
E341458341090	00038908	BT40 ADB	10,0	0.394	90,0	3,543	63,0	2,480	1.339	1.654	42,0	1.969	30,0	1.181	155,4	6.118	48,0	1.890	58,0	2.283	M8	30,0	1	G6.3	1,47	3.240
E341458341290	00038909	BT40 ADB	12,0	0.472	90,0	3,543	63,0	2,480	1.575	1.850	47,0	1.969	32,0	1.260	155,4	6.118	43,0	1.693	53,0	2.087	M10	30,0	1	G6.3	1,42	3.130
E341458341490	00038910	BT40 ADB	14,0	0.551	90,0	3,543	63,0	2,480	1.575	1.850	47,0	1.969	34,0	1.339	155,4	6.118	43,0	1.693	53,0	2.087	M10	30,0	1	G6.3	1,45	3.200
E341458341690	00038911	BT40 ADB	16,0	0.630	90,0	3,543	63,0	2,480	1.811	1.969	50,0	1.969	38,0	1.496	155,4	6.118	40,0	1.575	50,0	1.969	M10	30,0	1	G6.3	1,5	3.310
E341458342090	00038914	BT40 ADB	20,0	0.787	90,0	3,543	63,0	2,480	1.850	2.047	52,0	1.969	42,0	1.654	155,4	6.118	48,0	1.890	58,0	2.283	M10	30,0	1	G6.3	1,5	3.310
E3414583425105	02585014	BT40 ADB	25,0	0.984	105,0	4.134	78,0	3.071	1.969	2.283	58,0	2.756	70,0	2.283	170,4	6.709	47,0	1.850	57,0	2.244	M10	45,0	1	G6.3	2,3	5.070
E3416583412105	00039123	BT50 ADB	12,0	0.472	105,0	4.134	67,0	2.638	1.575	1.850	47,0	1.969	32,0	1.260	206,8	8.142	58,0	2.283	68,0	2.677	M10	30,0	1	G6.3	3,98	8.770
E3416583420105	00038920	BT50 ADB	20,0	0.787	105,0	4.134	67,0	2.638	1.850	2.047	52,0	1.969	42,0	1.654	206,8	8.142	53,0	2.087	63,0	2.480	M10	30,0	1	G6.3	4,04	8.910
E3416583425110	02585015	BT50 ADB	25,0	0.984	110,0	4.331	72,0	2.835	1.969	2.283	58,0	2.756	70,0	2.283	211,8	8.339	52,0	2.047	62,0	2.441	M10	30,0	1	G6.3	4,78	10.540
E3416583432115	00038922	BT50 ADB	32,0	1.260	115,0	4.528	77,0	3.031	1.969	2.480	63,0	2.756	70,0	2.520	216,8	8.535	52,0	2.047	62,0	2.441	M10	30,0	1	G6.3	4,99	11.000

Accessories

For



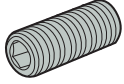
Locking key



All

H04-4

Spare Parts

Guide	For Taper/ DCBN-DCBX		Press screw	Sealing Screws	Stop screw
					
HSK-A	BT40	6 0.236-8 0.315	950AF0810008	950A0406	19LS0520A
	BT40	10 0.394	950AF0810008	950A0406	19LS0820A
	BT40	12 0.472	950AF0810008	950A0406	19LS1020A
	BT40	14 0.551-25 0.984	950AF1010010	950A0406	19LS1020A
HSK-E	BT50	12 0.472	950AF0810008	950A0606	19LS1020A
	BT50	20 0.787-32 1.260	950AF1010010	950A0606	19LS1020A

Guide

HSK-A

HSK-E

DIN

BT JIS

CAT

Combimaster

Graflex

Seco-Capto™

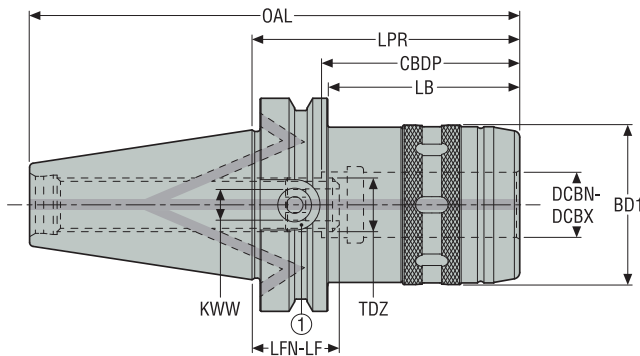
Others

Operating & set-
ting accessories

Shrinkfit

BT JIS B 6339-ADB

PMC – Power milling chucks – Metric / Inch



Spare parts:
1 = Stop screw

- For reduction sleeves, see page(s) 390-391
- For 'Stop screws for through coolant', see page(s) 392-393
- For ISO attribute explanation, see page 12

Designation	Item number	CTMS	DCBN-DCBX	OAL	LPR	LB	CBDP	BD1	LFN	LF	KWW	TDZ	RFID hole	Balancing	Weight
				mm Inch	mm Inch	mm Inch			mm Inch	mm Inch					
BT40ADB-PMC20-065	03242412	BT40 ADB	20,0 0.787	128,4 5.055	65,0 2.559	38,5 1.516	63,0 2.480	49,0 1.929	0,0 0	5,0 0.197	8,0	M16	1	PB	1,3 2.870
BT40ADB-PMC32-090	03211202	BT40 ADB	32,0 1.260	155,4 6.118	90,0 3.543	-	80,0 3.150	67,0 2.638	10,0 0.394	15,0 0.591	8,0	M16	1	PB	2,0 4.410
BT50ADB-PMC20-085	03211204	BT50 ADB	20,0 0.787	186,8 7.354	85,0 3.346	47,0 1.850	63,0 2.480	48,0 1.890	22,0 0.866	27,0 1.063	8,0	M16	1	PB	4,0 8.820
BT50ADB-PMC32-095	03211205	BT50 ADB	32,0 1.260	196,8 7.748	95,0 3.740	57,0 2.244	80,0 3.150	67,0 2.638	5,0 0.197	10,0 0.394	8,0	M16	1	PB	4,5 9.920

Accessories

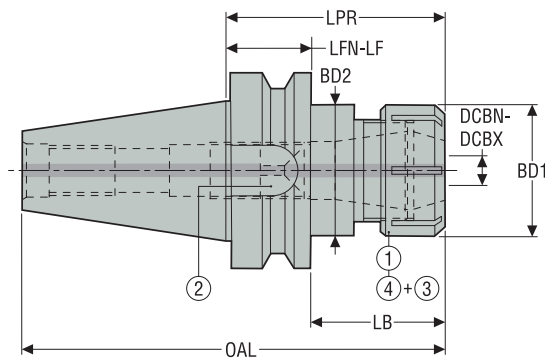
For	Spanner
BT40ADB-PMC20-065	03BPMC20
BT40ADB-PMC32-090	03BPMC32
BT50ADB-PMC20-085	03BPMC20
BT50ADB-PMC32-095	03BPMC32

Spare Parts

For	Extractor for reduction sleeves	Sealing Screws	Stop screw
BT40ADB-PMC20-065	03EXTPMC	950A0406	19BEPMC01
BT40ADB-PMC32-090	03EXTPMC	950A0406	19BEPMC01
BT50ADB-PMC20-085	03EXTPMC	950A0606	19BEPMC01
BT50ADB-PMC32-095	03EXTPMC	950A0606	19BEPMC01

ER 5675 – ER collet chucks – ISO 15488 – Metric / Inch

BT JIS B 6339-AD



- Run-out 10 µm maximum at 3 x ØDCBN-DCBX
- For ER extensions and ER collets, see page(s) 369, 403, 404, 405
- For ER sealing rings, see page(s) 409, 410
- For ISO attribute explanation, see page 12

- Accessories:
 3 = Sealing ring
 4 = Sealing nut

- Spare parts:
 1 = Nut
 2 = Stop screw

Designation	Item number	CTMS	DCBN	DCBX	CTWS	LPR	BD2	BD1	OAL	LB	LFN	LF	RFID hole	Balancing	Weight
			mm Inch	mm Inch		mm Inch	mm Inch	mm Inch	mm Inch	mm Inch	mm Inch	mm Inch			
E404056751660	02750132	BT30 AD	0,5 0.020	10,0 0.394	ER 16	60,0 2.362	32,0 1.260	32,0 1.260	108,4 4.268	40,0 1.575	15,0,0 0.0591	30,0 1.181	0	G2.5	0,51 1.120
E404056752565	02750133	BT30 AD	1,0 0.039	16,0 0.630	ER 25	65,0 2.559	42,0 1.654	42,0 1.654	113,4 4.465	45,0 1.772	0,0 0.0	27,0 1.063	0	G2.5	0,6 1.320
E404156754075	02750134	BT40 AD	3,0 0.118	26,0 1.024	ER 40	75,0 2.953	63,0 2.480	63,0 2.480	140,4 5.528	48,0 1.890	3,0,0 0.0118	25,0 0.984	1	G2.5	1,42 3.130

Accessories

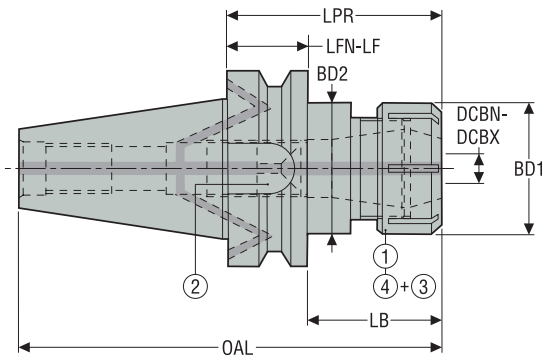
For	Seal nut	Socket	Spanner	Spanner 1	Torque key
E404056751660					
E404056752565					
E404156754075					

Spare Parts

For	Nut	Stop screw
E404056751660		
E404056752565		
E404156754075		

BT JIS B 6339-ADB

ER 5675 – ER collet chucks – ISO 15488 – Metric / Inch



Accessories:
3 = Sealing ring
4 = Sealing nut

Spare parts:
1 = Nut
2 = Stop screw

- Run-out 10 µm maximum at 3 x ØDCBN-DCBX
- For ER extensions and ER collets, see page(s) 369, 403, 404, 405
- For ER sealing rings, see page(s) 409, 410
- For ISO attribute explanation, see page 12

Designation	Item number	CTMS	DCBN	DCBX	CTWS	LPR	BD2	BD1	OAL	LB	LFN	LF	RFID hole	Balancing	Weight
			mm Inch	mm Inch		mm Inch	mm Inch	mm Inch	mm Inch	mm Inch	mm Inch	mm Inch			
E341456751670	02750136	BT40 ADB	0,5 0.020	10,0 0.394	ER 16	70,0 2.756	32,0 1.260	32,0 1.260	135,4 5.331	43,0 1.693	25,0,0 0.0.984	40,0 1.575	1	G2.5	1,12 2.470
E3414567516120	02750135	BT40 ADB	0,5 0.020	10,0 0.394	ER 16	120,0 4.724	32,0 1.260	32,0 1.260	185,4 7.299	93,0 3.661	75,0,0 2.953	90,0 3.543	1	G2.5	1,39 3.060
E341456752570	02750138	BT40 ADB	1,0 0.039	16,0 0.630	ER 25	70,0 2.756	42,0 1.654	42,0 1.654	135,4 5.331	43,0 1.693	2,0,0 0.0.0.079	32,0 1.260	1	G2.5	1,18 2.600
E3414567525120	02750137	BT40 ADB	1,0 0.039	16,0 0.630	ER 25	120,0 4.724	42,0 1.654	42,0 1.654	185,4 7.299	93,0 3.661	52,0,0 2.0.0.047	82,0 3.228	1	G2.5	1,67 3.680
E341456753270	02750140	BT40 ADB	2,0 0.079	20,0 0.787	ER 32	70,0 2.756	50,0 1.969	50,0 1.969	135,4 5.331	43,0 1.693	0,0 0.0	27,0 1.063	1	G2.5	1,27 2.800
E3414567532120	02750139	BT40 ADB	2,0 0.079	20,0 0.787	ER 32	120,0 4.724	50,0 1.969	50,0 1.969	185,4 7.299	93,0 3.661	33,0,0 1.299	77,0 3.031	1	G2.5	1,94 4.280
E3414567540100	02750143	BT40 ADB	3,0 0.118	26,0 1.024	ER 40	100,0 3.937	63,0 2.480	63,0 2.480	165,4 6.512	73,0 2.874	27,0,0 1.0.0.63	50,0 1.969	1	G2.5	1,97 4.340
E3416567516120	02750145	BT50 ADB	0,5 0.020	10,0 0.394	ER 16	120,0 4.724	32,0 1.260	32,0 1.260	221,8 8.732	82,0 3.228	76,0,0 2.992	90,0 3.543	1	G2.5	3,84 8.470
E341656752590	02750148	BT50 ADB	1,0 0.039	16,0 0.630	ER 25	90,0 3.543	42,0 1.654	42,0 1.654	191,8 7.551	52,0 2.047	22,0,0 0.0.866	52,0 2.047	1	G2.5	3,83 8.440
E341656753290	02750152	BT50 ADB	2,0 0.079	20,0 0.787	ER 32	90,0 3.543	50,0 1.969	50,0 1.969	191,8 7.551	52,0 2.047	0,0 0.0	47,0 1.850	1	G2.5	3,92 8.640
E3416567532150	02750151	BT50 ADB	2,0 0.079	20,0 0.787	ER 32	150,0 5.906	50,0 1.969	50,0 1.969	251,8 9.913	112,0 4.409	29,0,0 1.142	107,0 4.213	1	G2.5	4,7 10.360
E3416567540100	02750153	BT50 ADB	3,0 0.118	26,0 1.024	ER 40	100,0 3.937	63,0 2.480	63,0 2.480	201,8 7.945	62,0 2.441	16,0,0 0.0.630.0	50,0 1.969	1	G2.5	4,31 9.500

Guide
HSK-A
HSK-E
DIN
BT JIS
CAT
Combimaster
Grafix
Seco-Capto™
Others
Operating & setting accessories
Shrinkfit

Accessories

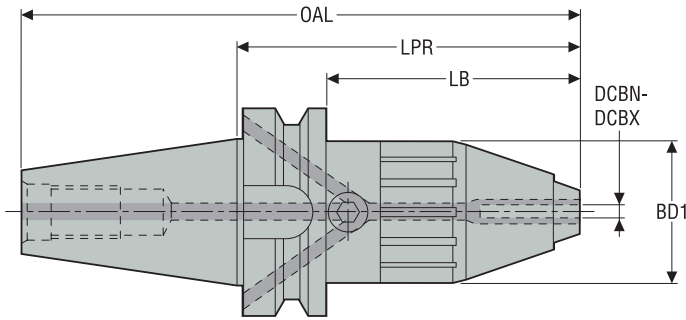
Guide	For Taper/ size	Seal nut	Socket	Spanner	Spanner 1	Torque key
HSK-A	BT40/ ER 16	08B587516IC	03ER032B	03B587516	03BR032	03DYD010100B
	BT40/ ER 25	08B587525IC	03ER042	03B587525	03BR042	03DYD020200
	BT40/ ER 32	08B587532IC	03ER050	03B587532	03BR050	03DYD020200
	BT40/ ER 40	08B587540IC	03ER063	03B587540	03BR063	03DYD020200
HSK-E	BT50/ ER 16	08B587516IC	03ER032B	03B587516	03BR032	03DYD010100B
	BT50/ ER 25	08B587525IC	03ER042	03B587525	03BR042	03DYD020200
	BT50/ ER 32	08B587532IC	03ER050	03B587532	03BR050	03DYD020200
	BT50/ ER 40	08B587540IC	03ER063	03B587540	03BR063	03DYD020200

Spare Parts

DIN	For Taper/ size	Nut	Sealing Screws	Stop screw
BT JIS	BT40/ ER 16	08B587516X	950A0406	19B58711
	BT40/ ER 25	08B587525X	950A0406	19B58718
	BT40/ ER 32	08B587532X	950A0406	19B58722
	BT40/ ER 40	08B587540X	950A0406	19B58730
CAT	BT50/ ER 16	08B587516X	950A0606	19B58711
	BT50/ ER 25	08B587525X	950A0606	19B58718
	BT50/ ER 32	08B587532X	950A0606	19B58722
	BT50/ ER 40	08B587540X	950A0606	19B58730

BT JIS B 6339-ADB

UDC 5085 – Drill chucks – Metric / Inch



- Run-out 40 µm maximum at 2,5 x ØDCBN-DCBX
- For ISO attribute explanation, see page 12

Designation	Item number	CTMS	DCBN	DCBX	OAL	LPR	LB	BD1	RFID hole	Balancing	Weight
			mm Inch	mm Inch	mm Inch	mm Inch	mm Inch	mm Inch			
E3414508513	00048215	BT40 ADB	1,0 0.039	13,0 0.512	169,4 6.669	104,0 4.094	77,0 3.031	43,0 1.693	1	PB	1,41 3.110
E3416508516	00048218	BT50 ADB	2,5 0.098	16,0 0.630	232,8 9.165	131,0 5.157	93,0 3.661	56,0 2.205	1	PB	4,66 10.270

Accessories

For

Key



E3414508513

H06-4

E3416508516

H06-4

Spare Parts

For

Sealing Screws



E3414508513

950A0406

E3416508516

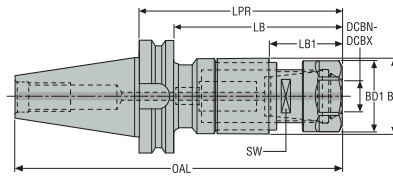
950A0606

TCER 5867 – Tapping chucks for synchronized tapping, with micro-compensation – Metric / Inch

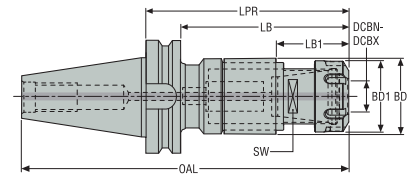
BT JIS B 6339-AD



Design 1



Design 2




- Maximum coolant pressure 80 bar/ 1160 psi
- For ER tapping collets with square drive, see page(s) 406, 407-408
- For TCER 5867 sealing rings, see page(s) 409, 410
- For ISO attribute explanation, see page 12

Designation	Item number	CTMS	CTWS	DCBN	DCBX	LPR	LB	LB1	BD	BD1	OAL	SW	Design	RFID hole	Balancing	Weight
																kg lbs
E404058671182	02926971	BT30 AD	ER 11	M2	M5	82,0 3.228	60,0 2.362	24,1 0.949	23,5 0.925	18,7 0.736	130,4 5.134	12,7 0.500	1	0	-	0,6 1.320
E4040586720105	02926972	BT30 AD	ER 20	M4	M12	100,2 3.945	78,2 3.079	35,3 1.390	35,0 1.378	33,7 1.327	148,6 5.850	22 0.866	1	0	-	0,9 1.980
E4040586725125	02926973	BT30 AD	ER 25	M8	M20	119,6 4.709	97,6 3.843	37,1 1.461	44,0 1.732	42,0 1.654	168,0 6.614	28 1.102	2	0	-	1,2 2.650
E4041586720110	02926974	BT40 AD	ER 20	M4	M12	105,2 4.142	78,2 3.079	35,3 1.390	35,0 1.378	33,7 1.327	170,6 6.717	22 0.866	1	0	-	1,4 3.090
E4041586725130	02926975	BT40 AD	ER 25	M8	M20	124,6 4.906	97,6 3.843	37,1 1.461	44,0 1.732	42,0 1.654	190,0 7.480	28 1.102	2	0	-	1,8 3.970
E5766586720125	02926976	BT50 AD	ER 20	M4	M12	120,2 4.732	82,2 3.236	35,3 1.390	35,0 1.378	33,7 1.327	222,0 8.740	22 0.866	1	0	-	4,0 8.820
E5766586725145	02926977	BT50 AD	ER 25	M8	M20	139,6 5.496	101,6 4.000	37,1 1.461	44,0 1.732	42,0 1.654	241,4 9.504	28 1.102	2	0	-	4,4 9.700
E5766586740174	02926978	BT50 AD	ER 40	M16	M33	168,6 6.638	130,6 5.142	46,6 1.835	62,0 2.441	62,7 2.469	270,4 10.646	39,6 1.559	2	0	-	5,7 12.570

Accessories

For	Locking key	Seal nut	Socket	Spanner	Spanner 1	Torque key
ER 11						
ER 20	5680092-03	-	-	03B587511UM	-	-
ER 25	5680092-04	5533051-02	-	03B587520UM	-	-
ER 25	5680092-05	5533051-03	03ER042	03B587525	03BR042	03DYD020200
ER 40	5680092-06	5533051-05	03ER063	03B587540	03BR063	03DYD020200

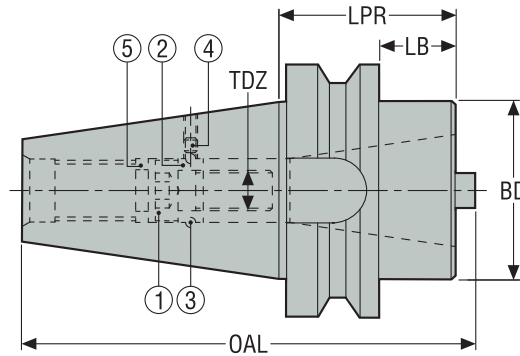
Spare Parts

For	Nut
	
ER 11	5533050-07
ER 20	5533050-08
ER 25	5533050-02
ER 40	5533050-04

- Guide
- HSK-A
- HSK-E
- DIN
- BT JIS**
- CAT
- Combimaster
- Graflex
- Seco-Capto™
- Others
- Operating & setting accessories
- Shrinkfit

TA 543 – Taper adapters SA – DIN 69871-BT – Metric / Inch

BT JIS B 6339-A



- Direct run-out 5 µm maximum
- For ISO attribute explanation, see page 12

Spare parts:
1 = Plug
2 = Ring

3 = Balls
4 = Screw
5 = Washer

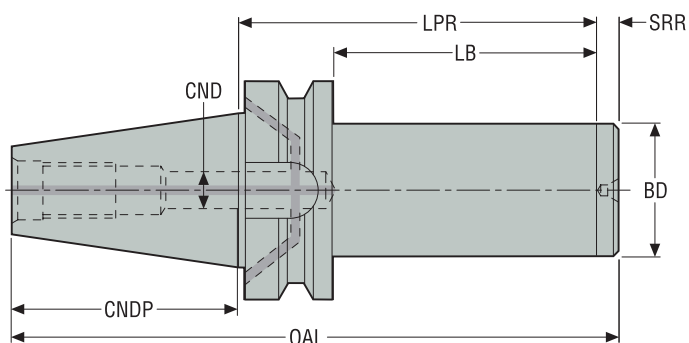
Designation	Item number	CTMS	CTWS	LPR	LB	BD	OAL	TDZ	RFID hole	Balancing	Weight
				mm Inch	mm Inch	mm Inch	mm Inch				
E57665434070T	00041981	BT50 A	DIN40/BT40	70,0 2.756	32,0 1.260	70,0 2.756	179,8 2.756	M16	1	PB	4,1 9.040

Spare Parts

For	Balls	Plug	Ring	Screw	Washer
E57665434070T	901B04	950A0505	02B54240	950E1670	15B54240

BT JIS B 6339-ADB

BLK 5023 – Greenstock blanks – Metric / Inch



- The cylindrical front part is hardened to 120-130 daN/mm², allowing machining
- For ISO attribute explanation, see page 12

Designation	Item number	CTMS	LPR	LB	SRR	BD	CND	OAL	CNDP	RFID hole	Balancing	Weight
			mm Inch	mm Inch	mm Inch	mm Inch	mm Inch	mm Inch	mm Inch			
E3414502363250	02503289	BT40 ADB	250,0 9.843	215,0 8.465	8,0 0.315	63,0 2.480	13,5 0.531	323,4 12.732	85,0 3.346	1	PB	6,58 14.510
E3416502363315	02503290	BT50 ADB	315,0 12.402	277,0 10.906	8,0 0.315	63,0 2.480	20,5 0.807	424,8 16.724	130,0 5.118	1	PB	10,42 22.970
E3416502395315	02503291	BT50 ADB	315,0 12.402	277,0 10.906	8,0 0.315	95,0 3.740	20,5 0.807	424,8 16.724	130,0 5.118	1	PB	20,0 44.090

Spare Parts

For Taper

Sealing Screws



BT40

950A0406

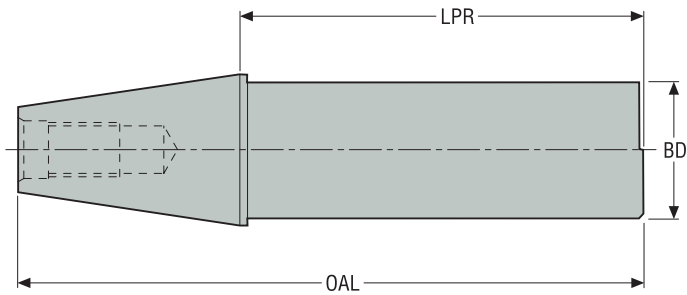
BT50

950A0606

Guide
HSK-A
HSK-E
DIN
BT JIS
CAT
Combimaster
Grafix
Seco-Capto™
Others
Operating & setting accessories
Shrinkfit

CTRB 586 – Control bars – Metric / Inch

BT JIS B 6339-A



- Diameter, length values and measurement positions are laser engraved on each test bar
- With protective case and measurement report
- **Note:** For BT50, use suitable DIN50 Control bars (E447158650330)
- For ISO attribute explanation, see page 12

Designation	Item number	CTMS	LPR		BD		OAL	RFID hole	Balancing	Weight		
			mm	Inch	mm	Inch				mm	Inch	kg
E404158640330	75041810	BT40	330,0	12.992	40,0	1.575	395,4	15.567	1	-	3,64	8.020

Guide
 HSK-A
 HSK-E
 DIN
 BT JIS
 CAT
 Combimaster
 Graflex
 Seco-Capto™
 Others
 Operating & setting accessories
 Shrinkfit

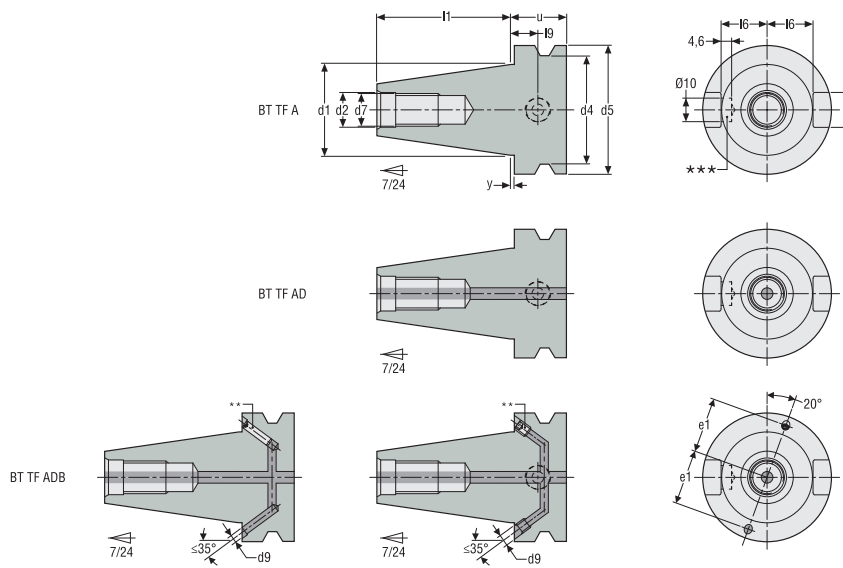


BT TF

Seco range of rotating holders allow you to get the most out of both your machine and tool by offering a comprehensive array of solutions to connect them. The range covers all standard workpiece side connections, as well Seco's unique connections. BT JIS TF brings a better accuracy and is ideal for long tools.

- Steadyline, vibration damping shell mill holders
- Shell mill holders, with through coolant channels
- Side lock holders, Weldon
- Shrinkfit holders
- High precision collet chucks
- Power milling chucks
- ER collet chucks

BT with Taper-Face* tooling machine sides, dimensions



BT40 TF and 50 ADB with sealing dowel

BT40 TF and 50 ADB with sealing screw

Machine side catalogue designation	Through coolant Form	Hole for RFID carrier***	d ₁	d ₂	d ₄	d ₅ ****	d ₇	d ₉	e ₁	u	l ₁	l ₆	l ₉	b	y
			mm Inch	mm Inch	mm Inch	mm Inch		mm Inch	mm Inch	mm Inch	mm Inch	mm Inch	mm Inch	mm Inch	mm Inch
BT30 TF AD	A/AD	No	31,75 1.250	12,5 0.492	38 1.496	46 1.811	M12	-	-	22 0.866	48,4 1.906	16,3 0.642	11 0.433	16,1 0.634	1 0.039
BT40 TF ADB	A/AD/B	Yes***	44,45 1.750	17 0.669	53 2.087	63 2.480	M16	4 0.157	27 1.063	27 1.063	65,4 2.575	22,5 0.886	14,5 0.571	16,1 0.634	1 0.039
BT50 TF ADB	A/AD/B	Yes***	69,85 2.750	25 0.984	85 3.346	100 3.937	M24	6 0.236	42 1.654	38 1.496	101,8 4.008	35,4 1.394	20,5 0.807	25,7 1.012	1,5 0.059

Note: These machine side dimensions are applied to all the holders shown in the Product pages.

* BT with Taper-Face tooling machine sides are:

- conform to the JIS B 6339 (ISO 7388-2) norm.

- except that they have a larger flange towards machine side, with tight tolerances: this achieves taper and face contacts on machine spindles with Taper-Face dimensions. Taper-Face tooling is also usable on standard spindles, but in that case a gap remains between spindle and flange faces.

*** In order to know if a hole for RFID carrier exists, see 'RFID hole' column in Product pages:

1= hole for RFID carrier available, if required a carrier can be fitted on request, please enquire.

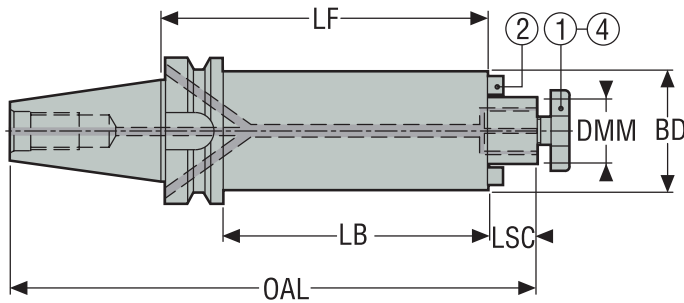
0= hole for RFID carrier not available, if required hole can be machined and a carrier can be fitted on request, please enquire.

**** BT holders with a front end diameter in excess of diameter d₅, are produced with a flange clearance length: BT30 = Ø 45 mm x 3 mm;

BT40 = Ø 62 mm x 8 mm; BT50 = Ø 98 mm x 12 mm. This is compatible with the BT JIS norm which permits free dimensions on workpiece side.

BT Taper-Face-ADB

SMK 5555 – Steadylite®, vibration damping shell mill holders – Metric / Inch



Accessories:
4 = Bolt, through coolant

Spare parts:
1 = Bolt
2 = Tenon/Screw

- Direct run-out 5 µm maximum
- DMM 40 mm / 1.575", includes 4 threaded holes on the bearing face according to DIN 6357
- For ISO attribute explanation, see page 12

Designation	Item number	CTMS	DMM	LF	BD	OAL	LB	LSC	Max. RPM	RFID hole	Balancing	Weight
			mm Inch	mm Inch	mm Inch	mm Inch	mm Inch	mm Inch				
E321655532330	02926042	BT50 TF ADB	32,0 1.260	330,0 12.992	78,0 3.071	455,8 17.945	292,0 11.496	24,0 0.945	4000	1	PB	15,3 33.730
E321655540350	02926043	BT50 TF ADB	40,0 1.575	350,0 13.780	89,0 3.504	478,8 18.850	312,0 12.283	27,0 1.063	3000	1	PB	20,7 45.640

Accessories

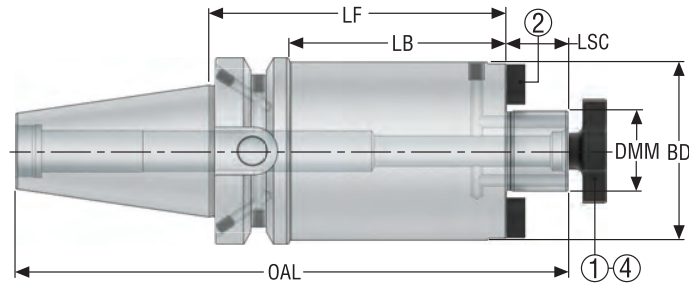
For	Bolt, through coolant	Spanner
E321655532330	5803216L	5813216
E321655540350	5804020L	5814020

Spare Parts

For	Bolt	Screw	Sealing Screws	Tenon
E321655532330	5803216	950D0516	950A0606	16C2141421A
E321655540350	5804020	950D0616	950A0606	16C2161621A

SM – Shell mill holders, with through coolant channels – Metric / Inch

BT Taper-Face-AD



- Direct run-out 5 µm maximum
- For ISO attribute explanation, see page 12

Accessories:
4 = Bolt, through coolant

Spare parts:
1 = Bolt
2 = Tenon/Screw

Designation	Item number	CTMS	DMM	LF	BD	OAL	LB	LSC	RFID hole	Balancing	Weight
			mm <i>Inch</i>	mm <i>Inch</i>	mm <i>Inch</i>	mm <i>Inch</i>	mm <i>Inch</i>	mm <i>Inch</i>			
BT30TFAD-SM16-040-L1	03301661	BT30 TF AD	16,0 <i>0.630</i>	40,0 <i>1.575</i>	38,0 <i>1.496</i>	105,4 <i>4.150</i>	18,0 <i>0.709</i>	17,0 <i>0.669</i>	1	G6.3	0,6 <i>1.320</i>
BT30TFAD-SM22-040-L1	03301662	BT30 TF AD	22,0 <i>0.866</i>	40,0 <i>1.575</i>	48,0 <i>1.890</i>	107,4 <i>4.228</i>	18,0 <i>0.709</i>	19,0 <i>0.748</i>	1	G6.3	0,7 <i>1.540</i>
BT30TFAD-SM27-040-L1	03301663	BT30 TF AD	27,0 <i>1.063</i>	40,0 <i>1.575</i>	60,0 <i>2.362</i>	109,4 <i>4.307</i>	18,0 <i>0.709</i>	21,0 <i>0.827</i>	1	G6.3	0,9 <i>1.980</i>
BT30TFAD-SM32-045-L1	03301664	BT30 TF AD	32,0 <i>1.260</i>	45,0 <i>1.772</i>	78,0 <i>3.071</i>	117,4 <i>4.622</i>	23,0 <i>0.906</i>	24,0 <i>0.945</i>	1	G6.3	1,4 <i>3.090</i>

Accessories

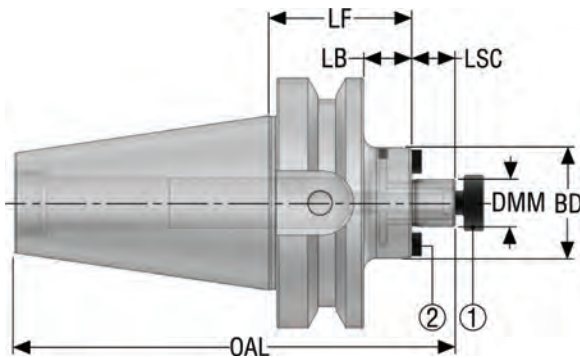
For	Bolt, through coolant	Spanner
BT30TFAD-SM16-040-L1	5801608L	5811608
BT30TFAD-SM22-040-L1	5802210L	5812210
BT30TFAD-SM27-040-L1	5802712L	5812712
BT30TFAD-SM32-045-L1	5803216L	5813216

Spare Parts

For	Bolt	Screw	Tenon
BT30TFAD-SM16-040-L1	5801608	950D0312	16C716A
BT30TFAD-SM22-040-L1	5802210	950D0416	16C722A
BT30TFAD-SM27-040-L1	5802712	951D0512	16C727A
BT30TFAD-SM32-045-L1	5803216	951D0616	16C732A

BT Taper-Face-AD

SM 5525 – Shell mill holders, small face with through coolant channels – Inch



Spare parts:
1 = Bolt
2 = Tenon/Screw

- Direct run-out 5 µm maximum
- For ISO attribute explanation, see page 12

Designation	Item number	CTMS	DMM	LF	BD	OAL	LB	LSC	RFID hole	Balancing	Weight
			<i>Inch</i>	<i>Inch</i>	<i>Inch</i>	<i>Inch</i>	<i>Inch</i>	<i>Inch</i>			<i>lbs</i>
E40025525050200	02998772	BT30 TF AD	0.500	2.000	1.250	4.465	1.134	0.559	0	PB	1.320
BT30TFAD-SM0.750-2.000-L1	03301686	BT30 TF AD	0.750	2.000	1.750	4.594	1.134	0.688	1	G6.3	1.760

Spare Parts

For	Bolt	Screw	Tenon
BT30TFAD-SM0.750-2.000-L1	58271905	950DNC012031	16C71905
E40025525050200	58211270	950D0308	16C11270

Guide

HSK-A

HSK-E

DIN

BT JIS

CAT

Combimaster

Graflex

Seco-Capto™

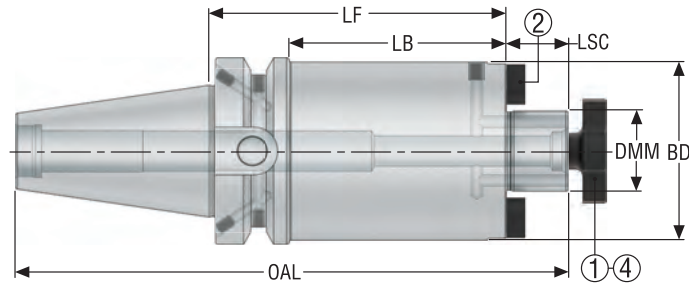
Others

Operating & setting accessories

Shrinkfit

SM – Shell mill holders, with through coolant channels – Metric / Inch

BT Taper-Face-ADB



- Direct run-out 5 µm maximum
- DMM 40 mm / 1.575" includes 4 threaded holes on the bearing face according to DIN 6357
- For ISO attribute explanation, see page 12

Accessories:
4 = Bolt, through coolant

Spare parts:
1 = Bolt
2 = Tenon/Screw

Designation	Item number	CTMS	DMM		LF		BD		OAL		LB		LSC		RFID hole	Balancing	Weight
			mm	Inch	mm	Inch	mm	Inch	mm	Inch	mm	Inch	mm	Inch			
BT40TFADB-SM16-050-L1	03301645	BT40 TF ADB	16,0	0.630	50,0	1.969	38,0	1.496	132,4	5.213	23,0	0.906	17,0	0.669	1	G6.3	1,2 2.650
BT40TFADB-SM22-045-L1	03301648	BT40 TF ADB	22,0	0.866	45,0	1.772	48,0	1.890	129,4	5.094	18,0	0.709	19,0	0.748	1	G6.3	1,3 2.870
BT40TFADB-SM27-045-L1	03301651	BT40 TF ADB	27,0	1.063	45,0	1.772	60,0	2.362	131,4	5.173	18,0	0.709	21,0	0.827	1	G6.3	1,5 3.310
BT40TFADB-SM32-050-L1	03301652	BT40 TF ADB	32,0	1.260	50,0	1.969	78,0	3.071	139,4	5.488	23,0	0.906	24,0	0.945	1	G6.3	1,9 4.190
BT40TFADB-SM40-050-L1	03301653	BT40 TF ADB	40,0	1.575	50,0	1.969	89,0	3.504	142,4	5.606	23,0	0.906	27,0	1.063	1	G6.3	2,1 4.630
BT50TFADB-SM22-055-L1	03301620	BT50 TF ADB	22,0	0.866	55,0	2.165	48,0	1.890	175,8	6.921	17,0	0.669	19,0	0.748	1	G6.3	3,8 8.380
BT50TFADB-SM27-055-L1	03301623	BT50 TF ADB	27,0	1.063	55,0	2.165	60,0	2.362	177,8	7.000	17,0	0.669	21,0	0.827	1	G6.3	4,0 8.820
BT50TFADB-SM32-055-L1	03301626	BT50 TF ADB	32,0	1.260	55,0	2.165	78,0	3.071	180,8	7.118	17,0	0.669	24,0	0.945	1	G6.3	4,4 9.700
BT50TFADB-SM40-055-L1	03301629	BT50 TF ADB	40,0	1.575	55,0	2.165	89,0	3.504	183,8	7.236	17,0	0.669	27,0	1.063	1	G6.3	4,6 10.140

Accessories

For Taper/ DMM	Bolt, through coolant	Spanner
BT40/ 16/ 0.630	5801608L	5811608
BT40/ 22/ 0.866	5802210L	5812210
BT40/ 27/ 1.063	5802712L	5812712
BT40/ 32/ 1.260	5803216L	5813216
BT40/ 40/ 1.575	5804020L	5814020
BT50/ 22/ 0.866	5802210L	5812210
BT50/ 27/ 1.063	5802712L	5812712
BT50/ 32/ 1.260	5803216L	5813216
BT50/ 40/ 1.575	5804020L	5814020

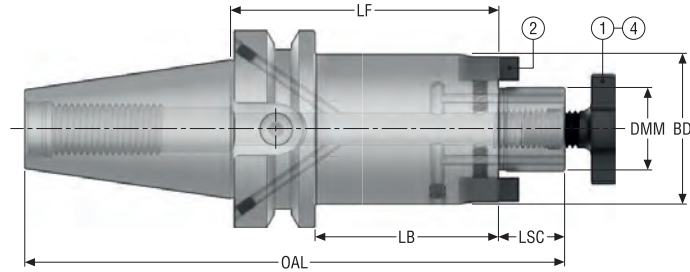
Spare Parts

For Taper/ DMM	Bolt	Plug	Screw	Tenon
BT40/ 16/ 0.630	5801608	950AIE0404	950D0312	16C716A
BT40/ 22/ 0.866	5802210	950AIE0404	950D0416	16C722A
BT40/ 27/ 1.063	5802712	950AIE0404	951D0512	16C727A
BT40/ 32/ 1.260	5803216	950AIE0404	951D0616	16C732A
BT40/ 40/ 1.575	5804020	950AIE0404	951D0616	16C740A
BT50/ 22/ 0.866	5802210	950AIE0505	950D0416	16C722A
BT50/ 27/ 1.063	5802712	950AIE0505	951D0512	16C727A
BT50/ 32/ 1.260	5803216	950AIE0505	951D0616	16C732A
BT50/ 40/ 1.575	5804020	950AIE0505	951D0616	16C740A

- Guide
- HSK-A
- HSK-E
- DIN
- BT JIS**
- CAT
- Combimaster
- Graflex
- Seco-Capto™
- Others
- Operating & setting accessories
- Shrinkfit

SM – Shell mill holders, small face with through coolant channels – ISO 3937 – Metric / Inch

BT Taper-Face-ADB



- Direct run-out 5 µm maximum
- Small workpiece side diameter BD according to ISO 3937, suitable for Seco disc mill cutters Type B
- For ISO attribute explanation, see page 12

Accessories:
4 = Bolt, through coolant



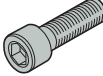

Spare parts:
1 = Bolt
2 = Tenon/Screw

Designation	Item number	CTMS	DMM	LF	BD	OAL	LB	LSC	RFID hole	Balancing	Weight
BT40TFADB-SM22-060-F3L1	03301646	BT40 TF ADB	22,0 0.866	60,0 2.362	40,0 1.575	144,4 5.685	33,0 1.299	19,0 0.748	1	G6.3	1,4 3.090
BT40TFADB-SM22-120-F3L1	03301647	BT40 TF ADB	22,0 0.866	120,0 4.724	40,0 1.575	204,4 8.047	93,0 3.661	19,0 0.748	1	G6.3	1,9 4.190
BT40TFADB-SM27-060-F3L1	03301649	BT40 TF ADB	27,0 1.063	60,0 2.362	48,0 1.890	146,4 5.764	33,0 1.299	21,0 0.827	1	G6.3	1,5 3.310
BT40TFADB-SM27-120-F3L1	03301650	BT40 TF ADB	27,0 1.063	120,0 4.724	48,0 1.890	206,4 8.126	93,0 3.661	21,0 0.827	1	G6.3	2,4 5.290
BT50TFADB-SM22-075-F3L1	03301618	BT50 TF ADB	22,0 0.866	75,0 2.953	40,0 1.575	195,8 7.709	37,0 1.457	19,0 0.748	1	G6.3	4,0 8.820
BT50TFADB-SM22-120-F3L1	03301619	BT50 TF ADB	22,0 0.866	120,0 4.724	40,0 1.575	240,8 9.480	82,0 3.228	19,0 0.748	1	G6.3	4,4 9.700
BT50TFADB-SM27-075-F3L1	03301621	BT50 TF ADB	27,0 1.063	75,0 2.953	48,0 1.890	197,8 7.787	37,0 1.457	21,0 0.827	1	G6.3	4,2 9.260
BT50TFADB-SM27-120-F3L1	03301622	BT50 TF ADB	27,0 1.063	120,0 4.724	48,0 1.890	242,8 9.559	82,0 3.228	21,0 0.827	1	G6.3	4,8 10.580
BT50TFADB-SM32-075-F3L1	03301624	BT50 TF ADB	32,0 1.260	75,0 2.953	58,0 2.283	200,8 7.906	37,0 1.457	24,0 0.945	1	G6.3	4,5 9.920
BT50TFADB-SM32-120-F3L1	03301625	BT50 TF ADB	32,0 1.260	120,0 4.724	58,0 2.283	245,8 9.677	82,0 3.228	24,0 0.945	1	G6.3	5,3 11.680
BT50TFADB-SM40-075-F3L1	03301627	BT50 TF ADB	40,0 1.575	75,0 2.953	70,0 2.756	203,8 8.024	37,0 1.457	27,0 1.063	1	G6.3	4,9 10.800
BT50TFADB-SM40-120-F3L1	03301628	BT50 TF ADB	40,0 1.575	120,0 4.724	70,0 2.756	248,8 9.795	82,0 3.228	27,0 1.063	1	G6.3	6,2 13.670

Accessories

For Taper/ DMM	Bolt, through coolant		Spanner	
BT40/ 22	5802210L		5812210	
BT40/ 27	5802712L		5812712	
BT50/ 22	5802210L		5812210	
BT50/ 27	5802712L		5812712	
BT50/ 32	5803216L		5813216	
BT50/ 40	5804020L		5814020	

Spare Parts

For Taper/ DMM	Bolt	Plug	Screw	Tenon
				
BT40/ 22	5802210	950AIE0404	951D0410	16C722
BT40/ 27	5802712	950AIE0404	951D0512	16C727
BT50/ 22	5802210	950AIE0505	951D0410	16C722
BT50/ 27	5802712	950AIE0505	951D0512	16C727
BT50/ 32	5803216	950AIE0505	951D0616	16C732
BT50/ 40	5804020	950AIE0505	951D0616	16C740

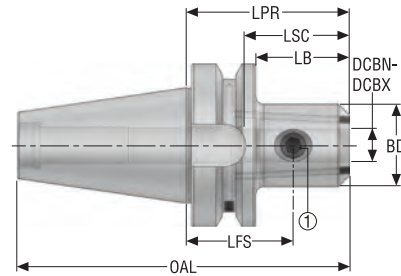
- Guide
- HSK-A
- HSK-E
- DIN
- BT JIS**
- CAT
- Combimaster
- Graflex
- Seco-Capto™
- Others
- Operating & setting accessories
- Shrinkfit

EM – Side lock holders, Weldon – DIN 1835 Form B/ DIN 6535 Form HB – Metric / Inch

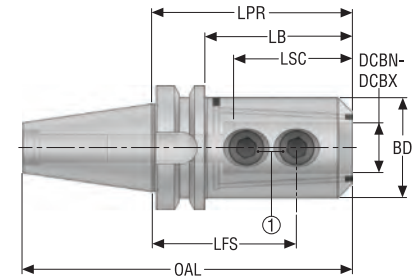
BT Taper-Face-AD



Design 1



Design 2



- Weldon ØDCBN-DCBX 20, 25, 32 and 40 mm / 0.787, 0.984, 1.260 and 1.575" with ground face (Seco-Weldon compatible)
- With 2 coolant channels for front lubrication which can be sealed with included screws
- For ISO attribute explanation, see page 12

Spare parts:
1 = Locking screw

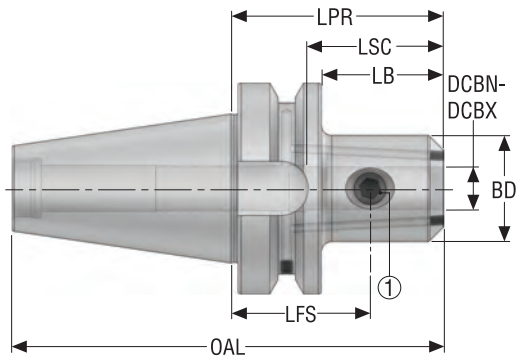
Designation	Item number	CTMS	DCBN-DCBX	LPR	LB	LSC	BD	OAL	LFS	Design	RFID hole	Balancing	Weight
			mm Inch										
BT30TFAD-EM06-065-L1	03301726	BT30 TF AD	6,0 0.236	65,0 2.559	43,0 1.693	34,0 1.339	25,0 0.984	113,4 4.465	47,0 1.850	1	1	G6.3	0,5 1.100
BT30TFAD-EM08-065-L1	03301727	BT30 TF AD	8,0 0.315	65,0 2.559	43,0 1.693	34,0 1.339	28,0 1.102	113,4 4.465	47,0 1.850	1	1	G6.3	0,6 1.320
BT30TFAD-EM10-065-L1	03301728	BT30 TF AD	10,0 0.394	65,0 2.559	43,0 1.693	38,0 1.496	35,0 1.378	113,4 4.465	45,0 1.772	1	1	G6.3	0,7 1.540
BT30TFAD-EM12-065-L1	03301729	BT30 TF AD	12,0 0.472	65,0 2.559	43,0 1.693	43,0 1.693	42,0 1.654	108,4 4.268	42,5 1.673	1	1	G6.3	0,8 1.760
BT30TFAD-EM16-060-L1	03301730	BT30 TF AD	16,0 0.630	60,0 2.362	35,0 1.378	46,0 1.811	48,0 1.890	108,4 4.268	36,0 1.417	1	1	G6.3	0,8 1.760
BT30TFAD-EM20-065-L1	03301731	BT30 TF AD	20,0 0.787	66,0 2.598	43,0 1.693	48,0 1.890	52,0 2.047	113,4 4.465	40,0 1.575	1	1	G6.3	0,9 1.980
BT30TFAD-EM25-090-L1	03301732	BT30 TF AD	25,0 0.984	90,0 3.543	68,0 2.677	54,0 2.126	63,0 2.480	138,4 5.449	66,0 2.598	2	1	G6.3	1,6 3.530
BT30TFAD-EM32-095-L1	10007235	BT30 TF AD	32,0 1.260	95,0 3.740	73,0 2.874	58,0 2.283	72,0 2.835	143,4 5.646	71,0 2.795	2	0	G6.3	2,2 4.850

Spare Parts

For DCBN-DCBX	Coolant screw	Locking screw
6/ 0.236	950A0304	951C0610
8/ 0.315	950A0304	951C0810
10/ 0.394	950A0304	951C1012
12/ 0.472	950A0304	951C1216
16/ 0.630	950A0304	951C1416
20/ 0.787	950A0304	951C1616
25/ 0.984	950A0304	951C1820
32/ 1.260	950A0304	951C2020

BT Taper-Face-AD

EM – Side lock holders, Weldon – DIN 1835 Form B/ DIN 6535 Form HB – Inch





Spare parts:
1 = Locking screw

- With 2 coolant channels for front lubrication which can be sealed with included screws
- For ISO attribute explanation, see page 12

Designation	Item number	CTMS	DCBN-DCBX	LPR	LB	LSC	BD	OAL	LFS	RFID hole	Balan- cing	Weight
			<i>Inch</i>	<i>Inch</i>	<i>Inch</i>	<i>Inch</i>	<i>Inch</i>	<i>Inch</i>	<i>Inch</i>			lbs
BT30TFAD-EM0.250-2.500-L1	03301747	BT30 TF AD	0.250	2.500	1.634	1.024	0.880	4.406	1.940	1	G6.3	1.100
BT30TFAD-EM0.375-2.500-L1	03301748	BT30 TF AD	0.375	2.500	1.634	1.496	1.000	4.406	1.750	1	G6.3	1.320
BT30TFAD-EM0.500-2.500-L1	03301749	BT30 TF AD	0.500	2.500	1.634	1.614	1.250	4.406	1.630	1	G6.3	1.320
BT30TFAD-EM0.625-2.500-L1	03301750	BT30 TF AD	0.625	2.500	1.634	1.870	1.500	4.406	1.560	1	G6.3	1.540
BT30TFAD-EM0.750-2.500-L1	03301751	BT30 TF AD	0.750	2.500	1.634	2.008	1.750	4.406	1.500	1	G6.3	1.760

Spare Parts

For	Coolant screw	Locking screw
		
BT30TFAD-EM0.250-2.500-L1	950A0304	951CNF025025
BT30TFAD-EM0.375-2.500-L1	950A0304	951CNF037031
BT30TFAD-EM0.500-2.500-L1	950A0304	951CNF043037
BT30TFAD-EM0.625-2.500-L1	950A0304	951CNF056050
BT30TFAD-EM0.750-2.500-L1	950A0304	951CNF062050

Guide
HSK-A
HSK-E
DIN
BT JIS
CAT
Combimaster
Graflex
Seco-Capto™
Others
Operating & setting accessories
Shrinkfit

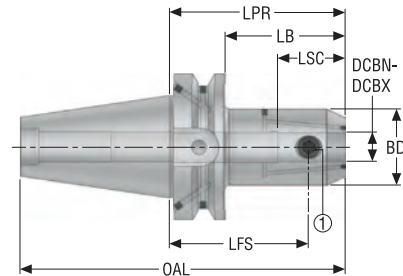
EM – Side lock holders, Weldon – DIN 1835 Form B/ DIN 6535 Form HB – Metric / Inch

BT Taper-Face-ADB

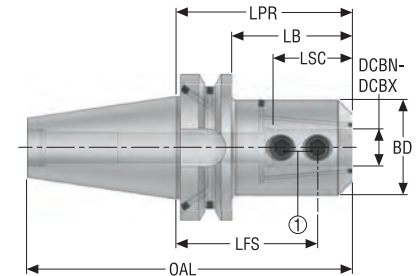
Guide
 HSK-A
 HSK-E
 DIN
 BT JIS
 CAT
 Combimaster
 Graiflex
 Seco-Capto™
 Others
 Operating & set-
 ting accessories
 Shrinkfit



Design 1



Design 2






- Weldon ØDCBN-DCBX 20, 25, 32 and 40 mm / 0.787, 0.984, 1.260 and 1.575" with ground face (Seco-Weldon compatible)
- With 2 coolant channels for front lubrication which can be sealed with included screws
- For ISO attribute explanation, see page 12

Spare parts:
 1 = Locking screw

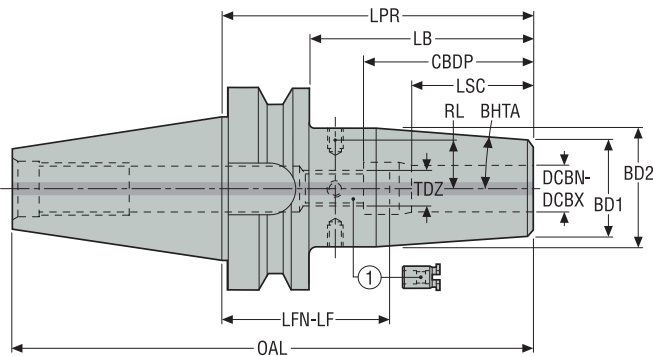
Designation	Item number	CTMS	DCBN-DCBX	LPR	LB	LSC	BD	OAL	LFS	Design	RFID hole	Balancing	Weight
			mm Inch	mm Inch	mm Inch	mm Inch	mm Inch	mm Inch	mm Inch				kg lbs
BT40TFADB-EM16-065-L1	03301722	BT40 TF ADB	16,0 0.630	65,0 2.559	38,0 1.496	46,0 1.811	48,0 1.890	130,4 5.134	41,0 1.614	1	1	G6.3	1,4 3.090
BT40TFADB-EM20-065-L1	03301723	BT40 TF ADB	20,0 0.787	65,0 2.559	38,0 1.496	48,0 1.890	52,0 2.047	130,4 5.134	40,0 1.575	1	1	G6.3	1,4 3.090
BT40TFADB-EM25-090-L1	03301724	BT40 TF ADB	25,0 0.984	90,0 3.543	63,0 2.480	54,0 2.126	63,0 2.480	155,4 6.118	66,0 2.598	2	1	G6.3	2,1 4.630
BT40TFADB-EM32-100-L1	10007236	BT40 TF ADB	32,0 1.260	100,0 3.937	73,0 2.874	58,0 2.283	72,0 2.835	165,4 6.512	76,0 2.992	2	1	G6.3	2,7 5.950
BT40TFADB-EM40-110-L1	03301725	BT40 TF ADB	40,0 1.575	110,0 4.331	75,0 2.953	68,0 2.677	80,0 3.150	175,4 6.906	80,0 3.150	2	1	G6.3	3,2 7.050
BT50TFADB-EM25-100-L1	03301719	BT50 TF ADB	25,0 0.984	100,0 3.937	62,0 2.441	54,0 2.126	63,0 2.480	201,8 7.945	76,0 2.992	2	1	G6.3	4,8 10.580
BT50TFADB-EM32-105-L1	10007237	BT50 TF ADB	32,0 1.260	105,0 4.134	67,0 2.638	58,0 2.283	72,0 2.835	206,8 8.142	81,0 3.189	2	1	G6.3	5,1 11.240
BT50TFADB-EM40-115-L1	03301720	BT50 TF ADB	40,0 1.575	115,0 4.528	77,0 3.031	68,0 2.677	80,0 3.150	216,8 8.535	85,0 3.346	2	1	G6.3	5,7 12.570
BT50TFADB-EM50-130-L1	03301721	BT50 TF ADB	50,0 1.969	130,0 5.118	92,0 3.622	78,0 3.071	100,0 3.937	231,8 9.126	95,0 3.740	2	1	G6.3	7,4 16.310

Spare Parts

For Taper/ DCBN-DCBX	Coolant screw	Locking screw	Plug
BT40/ 16/ 0.630	 950A0304	 951C1416	 950AIE0404
BT40/ 20/ 0.787	950A0304	951C1616	950AIE0404
BT40/ 25/ 0.984	950A0304	951C1820	950AIE0404
BT40/ 32/ 1.260-40/ 1.575	950A0304	951C2020	950AIE0404
BT50/ 25/ 0.984	950A0304	951C1820	950AIE0505
BT50/ 32/ 1.260-40/ 1.575	950A0304	951C2020	950AIE0505
BT50/ 50/ 1.969	950A0304	951C2425	950AIE0505

BT Taper-Face-AD

SFD 5603 – Shrinkfit holders, DIN type – Metric / Inch



Spare parts:
1 = Stop screw

- Run-out $\leq 3 \mu\text{m}$
- Delivered with one stop screw
- For Shrinkfit extensions, see page(s) 367-368
- For ISO attribute explanation, see page 12

Designation	Item number	CTMS	DCBN-DCBX		LPR	LB	CBDP	LSC	BD1	BD2	OAL	LFN	LF	RL	TDZ	BHTA°	RFID hole	Balancing	Weight											
			mm	Inch																mm	Inch									
E400256030680	02998719	BT30 TF AD	6,0	0.236	80,0	3.150	58,0	2.283	37,5	1.476	22,0	0.866	21,0	0.827	27,0	1.063	128,4	5.055	44,0	1.732	58,0	2.283	10,5	0.413	M5x0.8	4,5	0	G2.5	0,6	1.320
E400256030880	02998720	BT30 TF AD	8,0	0.315	80,0	3.150	58,0	2.283	37,5	1.476	26,0	1.024	21,0	0.827	27,0	1.063	128,4	5.055	44,0	1.732	54,0	2.126	10,5	0.413	M6x1	4,5	0	G2.5	0,6	1.320
E400256031080	02998721	BT30 TF AD	10,0	0.394	80,0	3.150	58,0	2.283	42,5	1.673	31,0	1.220	24,0	0.945	32,0	1.260	128,4	5.055	39,0	1.535	49,0	1.929	13,0	0.512	M8x1	4,5	0	G2.5	0,7	1.540
E400256031280	02998722	BT30 TF AD	12,0	0.472	80,0	3.150	58,0	2.283	47,5	1.870	34,0	1.339	24,0	0.945	32,0	1.260	128,4	5.055	34,0	1.339	46,0	1.811	13,0	0.512	M10x1	4,5	0	G2.5	0,7	1.540

Accessories

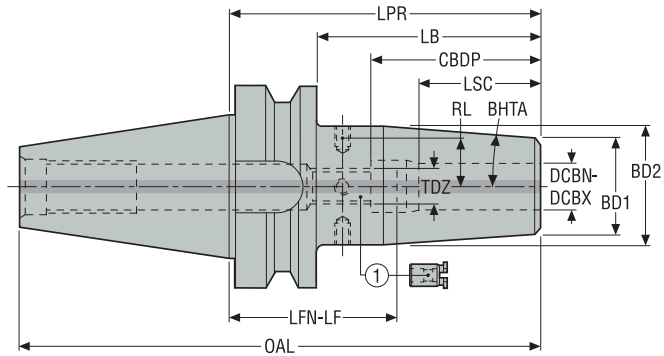
For	Balancing screws
All	90ZQ01

Spare Parts

For	Stop screw
E400256030680	19BDR05165
E400256030880	19BDR06165
E400256031080	19BDR08165
E400256031280	19BDR10165

SFD 5603 – Shrinkfit holders, DIN type – Inch

BT Taper-Face-AD



- Run-out $\leq 3 \mu\text{m}$
- Delivered with one stop screw
- For Shrinkfit extensions, see page(s) 367-368
- For ISO attribute explanation, see page 12

Spare parts:
1 = Stop screw

Designation	Item number	CTMS	DCBN-DCBX	LPR	LB	CBDP	LSC	BD1	BD2	OAL	LFN	LF	RL	TDZ	BHTA*	RFID hole	Balancing	Weight
			<i>Inch</i>	<i>Inch</i>	<i>Inch</i>	<i>Inch</i>	<i>Inch</i>	<i>Inch</i>	<i>Inch</i>	<i>Inch</i>	<i>Inch</i>	<i>Inch</i>	<i>Inch</i>	<i>Inch</i>				<i>lbs</i>
E40025603025315	02998693	BT30 TF AD	0.250	3.150	2.283	1.476	0.866	0.827	1.063	5.055	1.732	2.283	0.413	M5x0.8	4,5	0	G2.5	1.320
E40025603037315	02998694	BT30 TF AD	0.375	3.150	2.283	1.673	1.220	0.945	1.260	5.055	1.535	1.929	0.512	M8x1	4,5	0	G2.5	1.540
E40025603050315	02998695	BT30 TF AD	0.500	3.150	2.283	1.791	1.339	0.945	1.260	5.055	1.417	1.811	0.512	M10x1	4,5	0	G2.5	1.540

Accessories

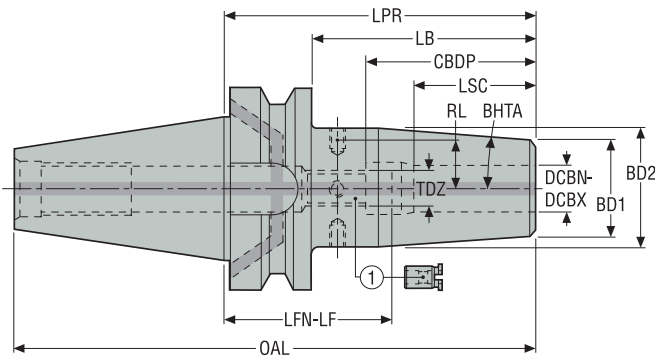
For	Balancing screws
All	90ZQ01

Spare Parts

For	Stop screw
E40025603025315	19BDR05165
E40025603037315	19BDR08165
E40025603050315	19BDR10165

BT Taper-Face-ADB

SFD 5603 – Shrinkfit holders, DIN type – Inch



Spare parts:
1 = Stop screw

- Run-out $\leq 3 \mu\text{m}$
- Delivered with one stop screw
- For Shrinkfit extensions, see page(s) 367-368
- For ISO attribute explanation, see page 12

Designation	Item number	CTMS	DCBN-DCBX	LPR	LB	CBDP	LSC	BD1	BD2	OAL	LFN	LF	RL	TDZ	BHTA°	RFID hole	Balancing	Weight
			<i>Inch</i>	<i>Inch</i>	<i>Inch</i>	<i>Inch</i>	<i>Inch</i>	<i>Inch</i>	<i>Inch</i>	<i>Inch</i>	<i>Inch</i>	<i>Inch</i>	<i>Inch</i>					lbs
E3414560302590	02753317	BT40 ADB	0.250	3.543	2.480	1.476	0.866	0.827	1.063	6.118	2.126	2.677	0.413	M5x0.8	4,5	1	G2.5	2.650
E34145603025120	02753316	BT40 ADB	0.250	4.724	3.661	1.476	0.866	0.827	1.063	7.299	3.307	3.858	0.413	M5x0.8	4,5	1	G2.5	2.870
E3414560303790	02753319	BT40 ADB	0.375	3.543	2.480	1.673	1.220	0.945	1.260	6.118	1.929	2.323	0.512	M8x1	4,5	1	G2.5	2.870
E3414560305090	02753321	BT40 ADB	0.500	3.543	2.480	1.791	1.339	0.945	1.260	6.118	1.811	2.205	0.512	M10x1	4,5	1	G2.5	2.870
E34145603050120	02753320	BT40 ADB	0.500	4.724	3.661	1.791	1.339	0.945	1.260	7.299	2.992	3.386	0.512	M10x1	4,5	1	G2.5	3.090
E3414560306290	02753323	BT40 ADB	0.625	3.543	2.480	1.988	1.535	1.063	1.339	6.118	1.614	2.008	0.551	M12x1	4,5	1	G2.5	2.870
E34145603062120	02753322	BT40 ADB	0.625	4.724	3.661	1.988	1.535	1.063	1.339	7.299	2.795	3.189	0.551	M12x1	4,5	1	G2.5	3.310
E3414560307590	02753325	BT40 ADB	0.750	3.543	2.480	2.067	1.614	1.299	1.654	6.118	1.535	1.929	0.709	M16x1	4,5	1	G2.5	3.090
E34145603100100	02753326	BT40 ADB	1.000	3.937	2.874	2.303	1.850	1.732	2.087	6.512	1.693	2.087	0.925	M16x1	4,5	1	G2.5	3.970

Accessories

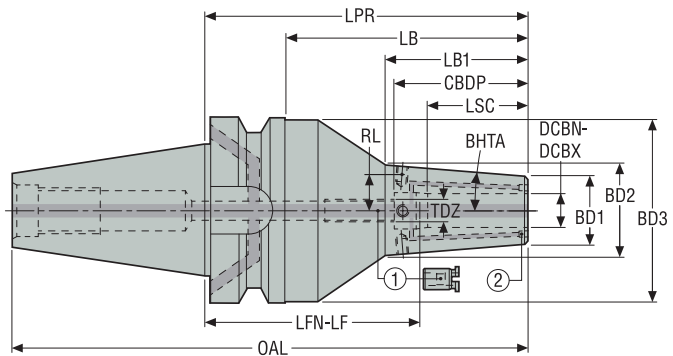
For	Balancing screws
All	90ZQ01

Spare Parts

For DCBN-DCBX	Sealing Screws	Stop screw
0.250	950A0406	19BDR05165
0.375	950A0406	19BDR06165
0.500	950A0406	19BDR08165
0.625	950A0406	19BDR10165
0.750/1.000	950A0406	19BDR12165

SFR 5600 – Shrinkfit holders, reinforced – Metric / Inch

BT Taper-Face-ADB



- Run-out $\leq 3 \mu\text{m}$
- With coolant supply channels towards the tool (plugged)
- Delivered with one stop screw
- For ISO attribute explanation, see page 12




Spare parts:
1 = Stop screw
2 = Sealing plugs

Designation	Item number	CTMS	DCBN-DCBX	LPR	LB	LB1	CBDP	LSC	BD1	BD2	BD3	OAL	LFN	LF	RL	TDZ	BHTA°	RFID hole	Balancing	Weight
																				kg
E321456001270	02904803	BT40 TF ADB	12,0 0.472	70,0 2.756	43,0 1.693	-	47,5 1.870	34,0 1.339	27,0 1.063	35,2 1.385	-	135,4 5.331	24,0 0.945	36,0 1.417	13,5 0.531	M10x1	4,5	1	G2.5	1,2 2.650
E321456001675	02904804	BT40 TF ADB	16,0 0.630	75,0 2.953	48,0 1.890	-	50,5 1.988	39,0 1.535	33,0 1.299	42,1 1.659	-	140,4 5.528	26,0 1.024	36,0 1.417	17,0 0.669	M12x1	4,5	1	G2.5	1,3 2.870
E321456002075	02904805	BT40 TF ADB	20,0 0.787	75,0 2.953	48,0 1.890	-	52,5 2.067	41,0 1.614	44,0 1.732	53,1 2.092	-	140,4 5.528	24,0 0.945	34,0 1.339	21,5 0.846	M16x1	4,5	1	G2.5	1,6 3.530
E321456002585	02904806	BT40 TF ADB	25,0 0.984	85,0 3.346	58,0 2.283	-	58,5 2.303	47,0 1.850	48,0 1.890	57,1 2.249	-	150,4 5.921	28,0 1.102	38,0 1.496	25,0 0.984	M16x1	4,5	1	G2.5	1,7 3.750
E3216560012100	02904815	BT50 TF ADB	12,0 0.472	100,0 3.937	62,0 2.441	-	47,5 1.870	34,0 1.339	27,0 1.063	35,2 1.385	-	201,8 7.945	54,0 2.126	66,0 2.598	13,5 0.531	M10x1	4,5	1	G2.5	4,1 9.040
E3216560016100	02904816	BT50 TF ADB	16,0 0.630	100,0 3.937	62,0 2.441	-	50,5 1.988	39,0 1.535	33,0 1.299	42,1 1.659	-	201,8 7.945	51,0 2.008	61,0 2.402	17,0 0.669	M12x1	4,5	1	G2.5	4,2 9.260
E3216560020100	02904817	BT50 TF ADB	20,0 0.787	100,0 3.937	62,0 2.441	-	52,5 2.067	41,0 1.614	44,0 1.732	53,1 2.092	-	201,8 7.945	49,0 1.929	59,0 2.323	21,5 0.846	M16x1	4,5	1	G2.5	4,5 9.920
E3216560025100	02904818	BT50 TF ADB	25,0 0.984	100,0 3.937	62,0 2.441	-	58,5 2.303	47,0 1.850	48,0 1.890	57,1 2.249	-	201,8 7.945	43,0 1.693	53,0 2.087	25,0 0.984	M16x1	4,5	1	G2.5	4,5 9.920
E3216560032105	02904819	BT50 TF ADB	32,0 1.260	105,0 4.134	67,0 2.638	-	62,5 2.461	51,0 2.008	48,0 1.890	57,1 2.249	-	206,8 8.142	44,0 1.732	54,0 2.126	25,0 0.984	M16x1	4,5	1	G2.5	4,5 9.920

Accessories

For	Balancing screws
All	90ZQ01

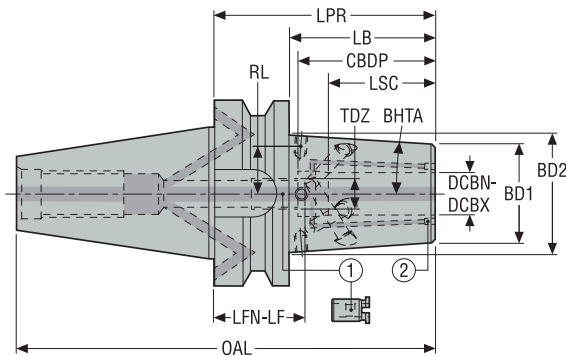
Spare Parts

For Taper/ DCBN-DCBX	Sealing plugs	Sealing Screws	Stop screw
			
BT40 TF/ 12	90AI03	950A0406	19BDR10165
BT40 TF/ 16	90AI03	950A0406	19BDR12165
BT40 TF/ 20-25	90AI04	950A0406	19BDR16165
BT50 TF/ 12	90AI03	950A0606	19BDR10165
BT50 TF/ 16	90AI03	950A0606	19BDR12165
BT50 TF/ 20-25	90AI04	950A0606	19BDR16165
BT50 TF/ 32	90AI04	950A0606	19BDR16165

- Guide
- HSK-A
- HSK-E
- DIN
- BT JIS**
- CAT
- Combimaster
- Graflex
- Seco-Capto™
- Others
- Operating & setting accessories
- Shrinkfit

SFR 5600P Safe-Lock™ – Shrinkfit holders, reinforced and with tool pull-out protection – Metric / Inch

BT Taper-Face-ADB



- Run-out ≤3 µm
- With coolant supply channels towards the tool (plugged)
- Delivered with one stop screw installed
- For ISO attribute explanation, see page 12

Spare parts:
1 = Stop screw
2 = Sealing plugs

Designation	Item number	CTMS	DCBN-DCBX		LPR	LB	CBDP	LSC	BD1	BD2	OAL	LFN	LF	RL	TDZ	BHTA°	RFID hole	Balancing	Weight
			mm	Inch															
E321456001270P	02881469	BT40 TF ADB	12,0 0.472	70,0 2.756	43,0 1.693	47,5 1.870	34,0 1.339	27,0 1.063	33,8 1.331	135,4 5.331	24,0 0.945	32,5 1.280	13,5 0.531	M10x1	4,5	1	G2.5	1,2 2.650	
E321456001675P	02881470	BT40 TF ADB	16,0 0.630	75,0 2.953	48,0 1.890	50,5 1.988	39,0 1.535	33,0 1.299	40,6 1.598	140,4 5.528	26,0 1.024	34,0 1.339	17,0 0.669	M12x1	4,5	1	G2.5	1,3 2.870	
E321456002075P	02881471	BT40 TF ADB	20,0 0.787	75,0 2.953	48,0 1.890	52,5 2.067	41,0 1.614	44,0 1.732	51,6 2.031	140,4 5.528	24,0 0.945	32,0 1.260	21,5 0.846	M16x1	4,5	1	G2.5	1,6 3.530	
E321456002585P	02881472	BT40 TF ADB	25,0 0.984	85,0 3.346	58,0 2.283	58,5 2.303	47,0 1.850	48,0 1.890	59,1 2.328	150,4 5.921	28,0 1.102	36,0 1.417	25,0 0.984	M16x1	4,5	1	G2.5	1,7 3.750	
E3216560012100P	02881473	BT50 TF ADB	12,0 0.472	100,0 3.937	62,0 2.441	47,5 1.870	34,0 1.339	27,0 1.063	36,8 1.449	201,8 7.945	54,0 2.126	62,5 2.461	13,5 0.531	M10x1	4,5	1	G2.5	4,1 9.040	
E3216560016100P	02881474	BT50 TF ADB	16,0 0.630	100,0 3.937	62,0 2.441	50,5 1.988	39,0 1.535	33,0 1.299	42,8 1.685	201,8 7.945	51,0 2.008	59,0 2.323	17,0 0.669	M12x1	4,5	1	G2.5	4,2 9.260	
E3216560020100P	02881475	BT50 TF ADB	20,0 0.787	100,0 3.937	62,0 2.441	52,5 2.067	41,0 1.614	44,0 1.732	53,8 2.118	201,8 7.945	49,0 1.929	57,0 2.244	21,5 0.846	M16x1	4,5	1	G2.5	4,5 9.920	
E3216560025100P	02881476	BT50 TF ADB	25,0 0.984	100,0 3.937	62,0 2.441	58,5 2.303	47,0 1.850	48,0 1.890	57,8 2.276	201,8 7.945	43,0 1.693	51,0 2.008	25,0 0.984	M16x1	4,5	1	G2.5	4,5 9.920	
E3216560032105P	02881477	BT50 TF ADB	32,0 1.260	105,0 4.134	67,0 2.638	62,5 2.461	51,0 2.008	48,0 1.890	58,5 2.303	206,8 8.142	44,0 1.732	54,0 2.126	25,0 0.984	M16x1	4,5	1	G2.5	4,5 9.920	

Accessories

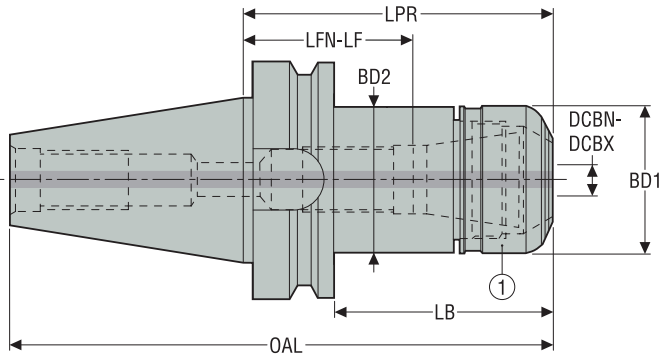
For	Balancing screws
All	90ZQ01

Spare Parts

For Taper/ DCBN-DCBX	Sealing plugs	Sealing Screws	Stop screw
BT40 TF/ 12-16	90AI03	950A0406	-
BT40 TF/ 20-25	90AI04	950A0406	19BDR16165
BT50 TF/ 12-16	90AI03	950A0606	-
BT50 TF/ 20-32	90AI04	950A0606	19BDR16165

BT Taper-Face-AD

ERHP 5672 – High precision collet chucks – Metric / Inch



Spare parts:
1 = Nut

- Run-out 3 µm maximum at 3 x ØDCBN-DCBX
- For ER HP collets type 5672, see page(s) 394, 395, 396-402
- For ISO attribute explanation, see page 12

Designation	Item number	CTMS	DCBN	DCBX	CTWS	LPR	BD2	BD1	OAL	LB	LFN	LF	RFID hole	Balancing	Weight
			mm Inch	mm Inch		mm Inch	mm Inch	mm Inch	mm Inch	mm Inch	mm Inch	mm Inch			
E400256721150	02998734	BT30 TF AD	0,5 0.020	7,0 0.276	HP 11	50,0 1.969	16,0 0.630	16,0 0.630	98,4 3.874	28,0 1.102	14,0 0.551	32,0 1.260	0	G2.5	0,5 1.100
E400256721660	02998735	BT30 TF AD	0,5 0.020	10,0 0.394	HP 16	60,0 2.362	30,0 1.181	30,0 1.181	108,4 4.268	38,0 1.496	29,0 1.142	30,0 1.181	0	G2.5	0,6 1.320
E400256722570	02998736	BT30 TF AD	1,0 0.039	16,0 0.630	HP 25	70,0 2.756	40,0 1.575	40,0 1.575	118,4 4.661	48,0 1.890	14,0 0.551	32,0 1.260	0	G2.5	0,7 1.540

Accessories

For	Socket	Spanner	Stop screw	Torque key
E400256721150				
E400256721660	03ER030B	03BR030	19B58711	03DYD010100B
E400256722570	03ER040	03BR040	19B58718	03DYD020200

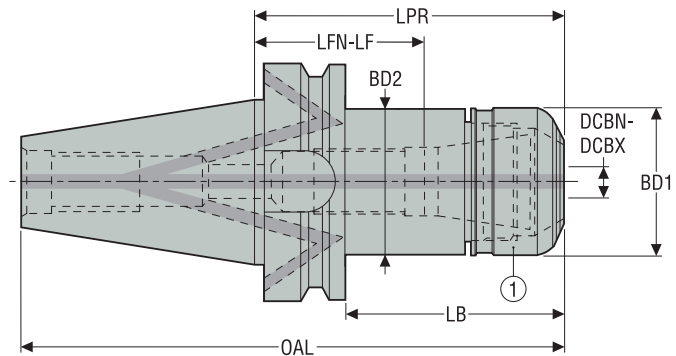
Spare Parts

For	Nut
E400256721150	
E400256721660	08B567216
E400256722570	08B567225

Guide
HSK-A
HSK-E
DIN
BT JIS
CAT
Combimaster
Grafix
Seco-Capto™
Others
Operating & setting accessories
Shrinkfit

ERHP 5672 – High precision collet chucks – Metric / Inch

BT Taper-Face-ADB



- Run-out 3 µm maximum at 3 x ØDCBN-DCBX
- For ER HP collets type 5672, see page(s) 394, 395, 396-402
- For ISO attribute explanation, see page 12



Spare parts:
1 = Nut

Designation	Item number	CTMS	DCBN	DCBX	CTWS	LPR	BD2	BD1	OAL	LB	LFN	LF	RFID hole	Balancing	Weight
			mm Inch	mm Inch		mm Inch	mm Inch	mm Inch	mm Inch	mm Inch	mm Inch	mm Inch			
E321456721670	02926019	BT40 TF ADB	0,5 0.020	10,0 0.394	HP 16	70,0 2.756	30,0 1.181	30,0 1.181	135,4 5.331	43,0 1.693	39,0 1.535	40,0 1.575	1	G2.5	1,1 2.430
E3214567216160	02998729	BT40 TF ADB	0,5 0.020	10,0 0.394	HP 16	160,0 6.299	30,0 1.181	30,0 1.181	225,4 8.874	133,0 5.236	129,0 5.079	130,0 5.118	1	G2.5	1,6 3.530
E321456722570	02926020	BT40 TF ADB	1,0 0.039	16,0 0.630	HP 25	70,0 2.756	40,0 1.575	40,0 1.575	135,4 5.331	43,0 1.693	14,0 0.551	32,0 1.260	1	G2.5	1,2 2.650
E3214567225160	02998730	BT40 TF ADB	1,0 0.039	16,0 0.630	HP 25	160,0 6.299	40,0 1.575	40,0 1.575	225,4 8.874	133,0 5.236	104,0 4.094	122,0 4.803	1	G2.5	2,0 4.410
E3216567216100	02998731	BT50 TF ADB	0,5 0.020	10,0 0.394	HP 16	100,0 3.937	30,0 1.181	30,0 1.181	201,8 7.945	62,0 2.441	69,0 2.717	70,0 2.756	1	G2.5	4,0 8.820
E3216567216160	02998732	BT50 TF ADB	0,5 0.020	10,0 0.394	HP 16	160,0 6.299	30,0 1.181	30,0 1.181	261,8 10.307	122,0 4.803	129,0 5.079	130,0 5.118	1	G2.5	4,2 9.260
E3216567232100	02926023	BT50 TF ADB	2,0 0.079	20,0 0.787	HP 32	100,0 3.937	50,0 1.969	50,0 1.969	201,8 7.945	62,0 2.441	44,0 1.732	48,0 1.890	1	G2.5	4,1 9.040
E3216567232160	02998733	BT50 TF ADB	2,0 0.079	20,0 0.787	HP 32	160,0 6.299	50,0 1.969	50,0 1.969	261,8 10.307	122,0 4.803	104,0 4.094	108,0 4.252	1	G2.5	4,9 10.800

Accessories

For size	Socket	Spanner	Stop screw	Torque key
BT40 TF/ HP 16	03ER030B	03BR030	19B58711	03DYD010100B
BT40 TF/ HP 25	03ER040	03BR040	19B58718	03DYD020200
BT50 TF/ HP 16	03ER030B	03BR030	19B58711	03DYD010100B
BT50 TF/ HP 32	03ER050	03BR050	19B58722	03DYD020200

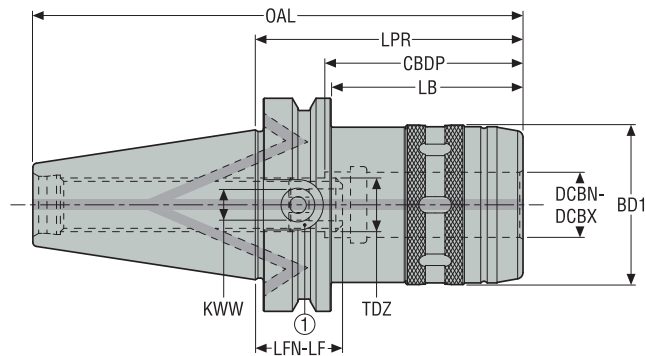
Spare Parts

For size	Nut	Sealing Screws
		
BT40 TF/ HP 16	08B567216	950A0406
BT40 TF/ HP 25	08B567225	950A0406
BT50 TF/ HP 16	08B567216	950A0606
BT50 TF/ HP 32	08B567232	950A0606

- Guide
- HSK-A
- HSK-E
- DIN
- BT JIS**
- CAT
- Combimaster
- Graflex
- Seco-Capto™
- Others
- Operating & setting accessories
- Shrinkfit

PMC – Power milling chucks – Metric / Inch

BT Taper-Face-ADB



- For reduction sleeves, see page(s) 390-391
- For 'Stop screws for through coolant', see page(s) 392-393
- For ISO attribute explanation, see page 12

Spare parts:
1 = Stop screw

Designation	Item number	CTMS	DCBN-DCBX	OAL	LPR	LB	CBDP	BD1	LFN	LF	KWW	TDZ	RFID hole	Balancing	Weight
				mm Inch	mm Inch	mm Inch	mm Inch	mm Inch	mm Inch	mm Inch					
BT40TFADB-PMC20-065	03242413	BT40 TF ADB	20,0 0.787	128,4 5.055	65,0 2.559	36,5 1.437	63,0 2.480	65,0 2.559	2,0 0.079	7,0 0.276	8,0	M16	1	PB	1,3 2.870
BT40TFADB-PMC32-090	03211207	BT40 TF ADB	32,0 1.260	155,4 6.118	90,0 3.543	-	80,0 3.150	67,0 2.638	10,0 0.394	15,0 0.591	8,0	M16	1	PB	2,1 4.630
BT50TFADB-PMC20-085	03211208	BT50 TF ADB	20,0 0.787	186,8 7.354	85,0 3.346	47,0 1.850	63,0 2.480	49,0 1.929	22,0 0.866	27,0 1.063	8,0	M16	1	PB	4,0 8.820
BT50TFADB-PMC32-095	03211209	BT50 TF ADB	32,0 1.260	196,8 7.748	95,0 3.740	57,0 2.244	80,0 3.150	67,0 2.638	5,0 0.197	10,0 0.394	8,0	M16	1	PB	4,5 9.920

Accessories

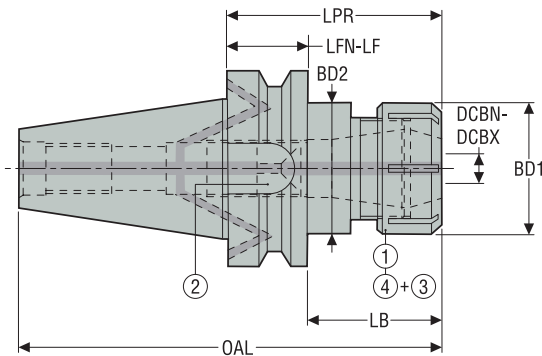
For	Spanner
BT40TFADB-PMC20-065	03BPMC20
BT40TFADB-PMC32-090	03BPMC32
BT50TFADB-PMC20-085	03BPMC20
BT50TFADB-PMC32-095	03BPMC32

Spare Parts

For	Extractor for reduction sleeves	Sealing Screws	Stop screw
BT40TFADB-PMC20-065	03EXTPMC	950A0406	19BEPMC01
BT40TFADB-PMC32-090	03EXTPMC	950A0406	19BEPMC01
BT50TFADB-PMC20-085	03EXTPMC	950A0606	19BEPMC01
BT50TFADB-PMC32-095	03EXTPMC	950A0606	19BEPMC01

BT Taper-Face-ADB

ER 5675 – ER collet chucks – ISO 15488 – Metric / Inch



Accessories:
3 = Sealing ring
4 = Sealing nut

Spare parts:
1 = Nut
2 = Stop screw

- Run-out 10 µm maximum at 3 x ØDCBN-DCBX
- For ER extensions and ER collets, see page(s) 369, 403, 404, 405
- For ER sealing rings, see page(s) 409, 410
- For ISO attribute explanation, see page 12

Designation	Item number	CTMS	DCBN	DCBX	CTWS	LPR	BD2	BD1	OAL	LB	LFN	LF	RFID hole	Balancing	Weight
			mm Inch	mm Inch		mm Inch	mm Inch	mm Inch	mm Inch	mm Inch	mm Inch	mm Inch			
E3214567525120	02926024	BT40 TF ADB	1,0 0.039	16,0 0.630	ER 25	120,0 4.724	42,0 1.654	42,0 1.654	185,4 7.299	95,0 3.740	52,0 2.047	82,0 3.228	1	G2.5	1,7 3.750
E321456753270	02926025	BT40 TF ADB	2,0 0.079	20,0 0.787	ER 32	70,0 2.756	50,0 1.969	50,0 1.969	135,4 5.331	45,0 1.772	7,0 0.276	27,0 1.063	1	G2.5	1,3 2.870
E3214567532120	02926026	BT40 TF ADB	2,0 0.079	20,0 0.787	ER 32	120,0 4.724	50,0 1.969	50,0 1.969	185,4 7.299	95,0 3.740	33,0 1.299	77,0 3.031	1	G2.5	1,9 4.190
E321656753290	02926027	BT50 TF ADB	2,0 0.079	20,0 0.787	ER 32	90,0 3.543	50,0 1.969	50,0 1.969	191,8 7.551	55,0 2.165	27,0 1.063	47,0 1.850	1	G2.5	3,9 8.600
E3216567532150	02926028	BT50 TF ADB	2,0 0.079	20,0 0.787	ER 32	150,0 5.906	50,0 1.969	50,0 1.969	251,8 9.913	115,0 4.528	29,0 1.142	107,0 4.213	1	G2.5	4,7 10.360
E3216567540100	02926029	BT50 TF ADB	3,0 0.118	26,0 1.024	ER 40	100,0 3.937	63,0 2.480	63,0 2.480	201,8 7.945	65,0 2.559	16,0 0.630	50,0 1.969	1	G2.5	4,3 9.480

Accessories

For Taper/ size	Sealing nut	Socket	Spanner	Spanner 1	Torque key
BT40 TF/ ER25					
BT40 TF/ ER32	08B5875251C	03ER042	03B587525	03BR042	03DYD020200
BT50 TF/ ER32	08B5875321C	03ER050	03B587532	03BR050	03DYD020200
BT50 TF/ ER40	08B5875401C	03ER063	03B587540	03BR063	03DYD020200

Spare Parts

For Taper/ size	Nut	Sealing Screws	Stop screw
BT40 TF/ ER25			
BT40 TF/ ER32	08B587525X	950A0406	19B58718
BT50 TF/ ER32	08B587532X	950A0406	19B58722
BT50 TF/ ER40	08B587540X	950A0606	19B58730




CAT

Seco range of rotating holders allow you to get the most out of both your machine and tool by offering a comprehensive array of solutions to connect them. The range covers all standard workpiece side connections, as well Seco's unique connections. Machine side connections are included for most of the norms, including **CAT-V**.

- Steadyline, vibration damping shell mill holders
- Shell mill holders, with through coolant channels
- Disc mill holders
- Side lock holders, Weldon
- Shrinkfit holders
- High precision collet chucks
- Hydraulic chucks and Power milling chucks
- ER collet chucks
- Tapping chucks

CAT / ASME B5.50-1994-ADB

SMK 5555/5556 – Steadyline®, vibration damping shell mill holders – Inch


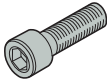




Spare parts:
1 = Bolt
2 = Tenon/Screw

- Direct run-out 5 µm maximum
- For ISO attribute explanation, see page 12

Designation	Item number	CTMS	DMM	LF	BD	OAL	LB	LSC	Design	RFID hole	Balancing	Weight
			<i>Inch</i>	<i>Inch</i>	<i>Inch</i>	<i>Inch</i>	<i>Inch</i>	<i>Inch</i>				lbs
E25025555075750	02675787	CAT40 ADB	0.750	7.500	1.750	10.882	6.748	0.689	1	1	PB	6.920
E25025555100900	02675797	CAT40 ADB	1.000	9.004	2.250	12.386	8.252	0.689	1	1	PB	13.010
E25045555150D75	02753477	CAT50 ADB	1.500	13.752	3.500	18.699	13.000	0.941	1	1	PB	44.090

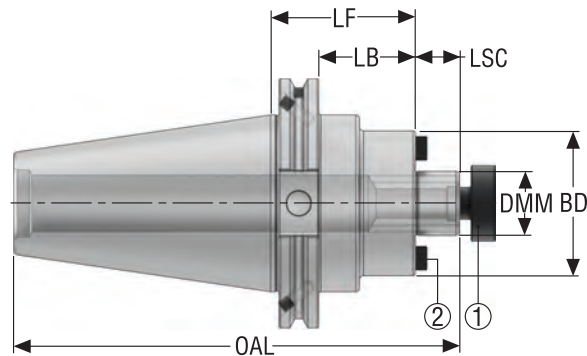
Spare Parts

For	Bolt	Screw	Sealing Screws	Tenon
E25025555075750	 58211905	 950D0312	 950A0406	 16C2080712A
E25025555100900	58212540	951D0416	950A0406	16C2091014A
E25045555150D75	58213810	951D0616	950A0606	16C2151421A

Guide
HSK-A
HSK-E
DIN
BT JIS
CAT
Combimaster
Graflex
Seco-Capto™
Others
Operating & setting accessories
Shrinkfit

SM – Shell mill holders, with through coolant channels – Inch

CAT / ASME B5.50-1994-ADB




- Direct run-out 8 µm maximum
- DMM 2.500", includes 4 threaded holes for 5/8-11 UNC screws on the bearing face on Ø4"
- For ISO attribute explanation, see page 12

Spare parts:
1 = Bolt
2 = Tenon/Screw

Designation	Item number	CTMS	DMM	LF	BD	OAL	LB	LSC	RFID hole	Balancing	Weight
			<i>Inch</i>	<i>Inch</i>	<i>Inch</i>	<i>Inch</i>	<i>Inch</i>	<i>Inch</i>			<i>lbs</i>
CAT40ADB-SM0.500-1.500-L1	03197127	CAT40 ADB	0.500	1.500	1.437	4.749	0.750	0.562	1	PB	2.200
CAT40ADB-SM0.750-1.500-L1	03197128	CAT40 ADB	0.750	1.500	1.750	4.874	0.750	0.687	1	PB	2.430
CAT40ADB-SM0.750-1.750-L1	03197129	CAT40 ADB	0.750	1.750	1.750	5.124	1.000	0.687	1	PB	2.650
CAT40ADB-SM0.750-4.000-L1	03197130	CAT40 ADB	0.750	4.000	1.750	7.374	3.250	0.687	1	PB	4.190
CAT40ADB-SM1.000-2.000-L1	03197131	CAT40 ADB	1.000	2.000	2.250	5.374	1.250	0.687	1	PB	6.610
CAT40ADB-SM1.000-2.250-L1	03197132	CAT40 ADB	1.000	2.250	2.250	5.624	1.500	0.687	1	PB	3.310
CAT40ADB-SM1.000-4.000-L1	03197133	CAT40 ADB	1.000	4.000	2.250	7.374	3.250	0.687	1	PB	5.070
CAT40ADB-SM1.250-2.250-L1	03197134	CAT40 ADB	1.250	2.250	2.750	5.624	1.500	0.687	1	PB	4.410
CAT40ADB-SM1.500-2.250-L1	03197136	CAT40 ADB	1.500	2.250	3.750	5.874	1.500	0.937	1	PB	5.950
CAT40ADB-SM1.500-4.000-L1	03197138	CAT40 ADB	1.500	4.000	3.750	7.624	3.250	0.937	1	PB	9.040
CAT50ADB-SM0.750-2.000-L1	03197141	CAT50 ADB	0.750	2.000	1.750	6.687	1.250	0.687	1	PB	7.280
CAT50ADB-SM0.750-3.500-L1	03197142	CAT50 ADB	0.750	3.500	1.750	8.187	2.750	0.687	1	PB	8.160
CAT50ADB-SM1.000-2.250-L1	03197145	CAT50 ADB	1.000	2.250	2.250	6.937	1.500	0.687	1	PB	8.160
CAT50ADB-SM1.000-4.000-L1	03197146	CAT50 ADB	1.000	4.000	2.250	8.687	3.250	0.687	1	PB	9.700
CAT50ADB-SM1.000-6.000-L1	03197147	CAT50 ADB	1.000	6.000	2.250	10.687	5.250	0.687	1	PB	11.900
CAT50ADB-SM1.250-1.500-L1	03197148	CAT50 ADB	1.250	1.500	2.750	6.187	0.750	0.687	1	PB	7.720
CAT50ADB-SM1.500-2.250-L1	03197150	CAT50 ADB	1.500	2.250	3.750	7.187	1.500	0.937	1	PB	10.140
CAT50ADB-SM1.500-4.000-L1	03197152	CAT50 ADB	1.500	4.000	3.750	8.937	3.250	0.937	1	PB	14.330
CAT50ADB-SM1.500-6.000-L1	03197153	CAT50 ADB	1.500	6.000	3.750	10.937	5.250	0.937	1	PB	17.200
CAT50ADB-SM2.000-2.400-L1	03197154	CAT50 ADB	2.000	2.400	4.874	7.337	1.650	0.937	1	PB	12.790
CAT50ADB-SM2.000-4.000-L1	03197156	CAT50 ADB	2.000	4.000	4.874	8.937	3.250	0.937	1	PB	18.520
CAT50ADB-SM2.500-2.400-L1	03197155	CAT50 ADB	2.500	2.400	4.874	7.525	1.650	1.125	1	PB	14.330

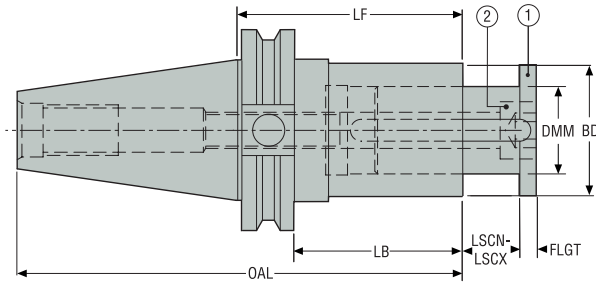
Spare Parts

For	Bolt	Plug	Screw
		 1x	
CAT40ADB-SM0.500-1.500-L1	58281270	564301701	950DNF025050
CAT40ADB-SM0.750-1.500-L1	58281905	564301701	950DNF037100
CAT40ADB-SM0.750-1.750-L1	58281905	564301701	950DNF037100
CAT40ADB-SM0.750-4.000-L1	58281905	564301701	950DNF037100
CAT40ADB-SM1.000-2.000-L1	58282540	564301701	950DNF050125
CAT40ADB-SM1.000-2.250-L1	58282540	564301701	950DNF050125
CAT40ADB-SM1.000-4.000-L1	58282540	564301701	950DNF050125
CAT40ADB-SM1.250-2.250-L1	58283175	564301701	950DNF062125
CAT40ADB-SM1.500-2.250-L1	58283810	564301701	58283810A
CAT40ADB-SM1.500-4.000-L1	58283810	564301701	58283810A
CAT50ADB-SM0.750-2.000-L1	58281905	564301702	950DNF037100
CAT50ADB-SM0.750-3.500-L1	58281905	564301702	950DNF037100
CAT50ADB-SM1.000-2.250-L1	58282540	564301702	950DNF050125
CAT50ADB-SM1.000-4.000-L1	58282540	564301702	950DNF050125
CAT50ADB-SM1.000-6.000-L1	58282540	564301702	950DNF050125
CAT50ADB-SM1.250-1.500-L1	58283175	564301702	950DNF062125
CAT50ADB-SM1.500-2.250-L1	58283810	564301702	58283810A
CAT50ADB-SM1.500-4.000-L1	58283810	564301702	58283810A
CAT50ADB-SM1.500-6.000-L1	58283810	564301702	58283810A
CAT50ADB-SM2.000-2.400-L1	58285080	564301702	-
CAT50ADB-SM2.000-4.000-L1	58285080	564301702	-
CAT50ADB-SM2.500-2.400-L1	58286350	564301702	950DNC062225

Guide
HSK-A
HSK-E
DIN
BT JIS
CAT
Combimaster
Graflex
Seco-Capto™
Others
Operating & setting accessories
Shrinkfit

DM 5657 – Disc mill holders – Inch

CAT / ASME B5.50-1994-AD



- Best suited for Seco disc mill cutters Type A
- For ISO attribute explanation, see page 12

Spare parts:
1 = Slide rod
2 = Screw

Designation	Item number	CTMS	DMM	LF	BD	OAL	LB	FLGT	LSCN	LSCX	RFID hole	Balancing	Weight
			<i>Inch</i>	<i>Inch</i>	<i>Inch</i>	<i>Inch</i>	<i>Inch</i>	<i>Inch</i>	<i>Inch</i>	<i>Inch</i>			<i>lbs</i>
E25225657100350	02870716	CAT 40 AD	1.000	3.500	1.650	6.193	2.590	0.196	0	0.591	1	PB	3.530
E25225657125475	02870717	CAT 40 AD	1.250	4.750	1.970	7.443	3.450	0.236	0	0.945	1	PB	5.290
E25245657100350	02870718	CAT 50 AD	1.000	3.500	1.650	7.504	2.590	0.196	0	0.591	1	PB	8.160
E25245657125475	02870719	CAT 50 AD	1.250	4.750	1.970	8.754	3.450	0.236	0	0.945	1	PB	9.700
E25245657150600	02870720	CAT 50 AD	1.500	6.000	2.125	10.004	4.700	0.276	0	1.180	1	PB	11.900
E25245657200625	02870721	CAT 50 AD	2.000	6.250	2.835	10.256	5.500	0.315	0	1.260	1	PB	15.650

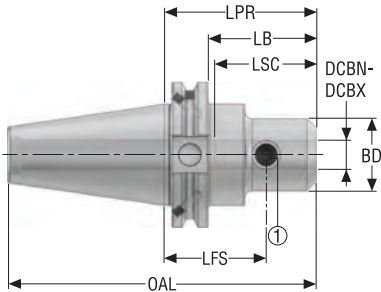
Spare Parts

For DMM	Screw	Slide rod
1.000	950D1070	5657100
1.250	950D1270	5657125
1.500	950D16100	5657150
2.000	950D16120	5657200

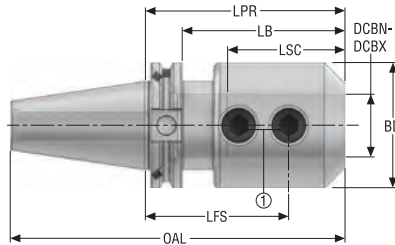
CAT / ASME B5.50-1994-ADB

EM – Side lock holders, Weldon – Metric / Inch

Design 1



Design 2





Spare parts:
1 = Locking screw

• For ISO attribute explanation, see page 12

Designation	Item number	CTMS	DCBN-DCBX	LPR	LB	LSC	BD	OAL	LFS	Design	RFID hole	Balancing	Weight
CAT40ADB-EM16-2.750	10008188	CAT40 ADB	16,0 0.630	69,85 2.750	50,8 2.000	47,0 1.850	48,0 1.890	138,1 5.437	45,85 1.805	1	1	PB	1,4 3.090
CAT40ADB-EM20-3.500	10008189	CAT40 ADB	20,0 0.787	88,9 3.500	69,85 2.750	49,0 1.929	52,0 2.047	157,15 6.187	63,9 2.516	1	1	PB	1,7 3.750
CAT40ADB-EM25-4.000	10008190	CAT40 ADB	25,0 0.984	101,6 4.000	82,55 3.250	54,0 2.126	65,0 2.559	169,85 6.687	77,6 3.055	2	1	PB	2,4 5.290
CAT40ADB-EM32-4.000	10008191	CAT40 ADB	32,0 1.260	101,6 4.000	82,55 3.250	58,0 2.283	72,0 2.835	101,6 4.000	77,6 3.055	2	1	PB	2,6 5.730
CAT50ADB-EM12-2.620	10008192	CAT50 ADB	12,0 0.472	66,548 2.620	47,498 1.870	46,0 1.811	42,0 1.654	168,148 6.620	44,048 1.734	1	1	PB	3,2 7.050
CAT50ADB-EM16-3.750	10008193	CAT50 ADB	16,0 0.630	95,25 3.750	76,2 3.000	49,0 1.929	48,0 1.890	196,85 7.750	71,25 2.805	1	1	PB	3,6 7.940
CAT50ADB-EM20-3.750	10008194	CAT50 ADB	20,0 0.787	95,25 3.750	76,2 3.000	51,0 2.008	52,0 2.047	196,85 7.750	70,25 2.766	1	1	PB	3,7 8.160
CAT50ADB-EM25-4.000	10008195	CAT50 ADB	25,0 0.984	101,6 4.000	82,55 3.250	54,0 2.126	54,0 2.126	203,2 8.000	77,6 3.055	2	1	PB	4,3 9.480
CAT50ADB-EM32-4.000	10008196	CAT50 ADB	32,0 1.260	101,6 4.000	82,55 3.250	60,0 2.362	72,0 2.835	203,2 8.000	77,6 3.055	2	1	PB	4,5 9.920
CAT50ADB-EM40-4.500	10008197	CAT50 ADB	40,0 1.575	114,3 4.500	95,25 3.750	70,0 2.756	80,0 3.150	215,9 8.500	84,3 3.319	2	1	PB	5,1 11.240

Spare Parts

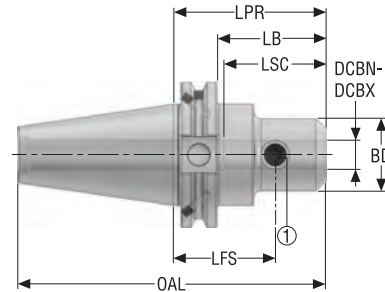
For size	Locking screw	Plug
		 1x
CAT40ADB-EM16-2.750	951C1416	564301701
CAT40ADB-EM20-3.500	951C1616	564301701
CAT40ADB-EM25-4.000	951C1820	564301701
CAT40ADB-EM32-4.000	951C2020	564301701
CAT50ADB-EM12-2.620	951C1216	564301702
CAT50ADB-EM16-3.750	951C1416	564301702
CAT50ADB-EM20-3.750	951C1616	564301702
CAT50ADB-EM25-4.000	951C1820	564301702
CAT50ADB-EM32-4.000	951C2020	564301702
CAT50ADB-EM40-4.500	951C2020	564301702

EM – Side lock holders, Weldon – Inch

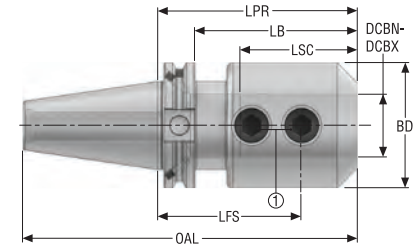
CAT / ASME B5.50-1994-ADB



Design 1



Design 2



• For ISO attribute explanation, see page 12

Spare parts:
1 = Locking screw

Designation	Item number	CTMS	DCBN-DCBX	LPR	LB	LSC	BD	OAL	LFS	Design	RFID hole	Balancing	Weight
			<i>Inch</i>	<i>Inch</i>	<i>Inch</i>	<i>Inch</i>	<i>Inch</i>	<i>Inch</i>	<i>Inch</i>				<i>lbs</i>
CAT40ADB-EM0.250-2.500	03201497	CAT40 ADB	0.250	2.500	1.750	0.750	0.875	5.187	2.125	1	1	PB	2.430
CAT40ADB-EM0.375-2.000	03201499	CAT40 ADB	0.375	2.000	1.250	1.500	1.340	4.687	1.250	1	1	PB	2.650
CAT40ADB-EM0.500-1.750	03201501	CAT40 ADB	0.500	1.750	1.000	1.764	1.750	4.437	0.875	1	1	PB	2.430
CAT40ADB-EM0.500-2.620	03201503	CAT40 ADB	0.500	2.620	1.870	1.764	1.250	5.307	1.745	1	1	PB	2.650
CAT40ADB-EM0.625-1.750	03201504	CAT40 ADB	0.625	1.750	1.000	1.764	1.750	4.437	0.889	1	1	PB	2.200
CAT40ADB-EM0.625-2.500	03201505	CAT40 ADB	0.625	2.500	1.750	1.890	1.875	5.187	1.562	1	1	PB	2.870
CAT40ADB-EM0.750-1.750	03201507	CAT40 ADB	0.750	1.750	1.000	2.000	1.750	4.437	0.875	1	1	PB	2.200
CAT40ADB-EM0.750-2.500	03201508	CAT40 ADB	0.750	2.500	1.750	2.000	2.000	5.187	1.500	1	1	PB	2.870
CAT40ADB-EM0.750-3.500	03201509	CAT40 ADB	0.750	3.500	2.750	2.000	1.750	6.187	2.500	1	1	PB	7.280
CAT40ADB-EM1.000-1.750	03201510	CAT40 ADB	1.000	1.750	1.000	2.000	1.900	4.437	0.625	1	1	PB	0.220
CAT40ADB-EM1.000-4.000	03201511	CAT40 ADB	1.000	4.000	3.250	2.750	2.000	6.687	2.875	2	1	PB	5.070
CAT40ADB-EM1.250-4.000	03201512	CAT40 ADB	1.250	4.000	3.250	3.250	2.500	6.687	2.875	2	1	PB	5.070
CAT40ADB-EM1.500-4.000	03201513	CAT40 ADB	1.500	4.000	3.250	2.375	2.628	6.687	2.875	2	1	PB	5.070
CAT50ADB-EM0.375-2.500	03201515	CAT50 ADB	0.375	2.500	1.750	1.500	1.000	6.500	1.750	1	1	PB	7.280
CAT50ADB-EM0.500-2.620	03201516	CAT50 ADB	0.500	2.620	1.875	1.750	1.250	6.625	1.775	1	1	PB	7.280
CAT50ADB-EM0.625-3.750	03201518	CAT50 ADB	0.625	2.500	3.000	1.880	1.500	7.750	2.812	1	1	PB	7.720
CAT50ADB-EM0.750-2.500	03201521	CAT50 ADB	0.750	2.500	1.750	2.000	1.750	6.500	1.500	1	1	PB	7.280
CAT50ADB-EM0.750-3.750	03201522	CAT50 ADB	0.750	3.750	3.000	2.000	1.750	7.750	2.750	1	1	PB	8.380
CAT50ADB-EM1.000-1.620	03201524	CAT50 ADB	1.000	1.620	0.870	2.361	2.750	5.620	0.495	2	1	PB	5.070
CAT50ADB-EM1.000-4.000	03201526	CAT50 ADB	1.000	4.000	3.250	2.750	2.000	8.000	2.875	2	1	PB	8.380
CAT50ADB-EM1.000-6.000	03201527	CAT50 ADB	1.000	6.000	5.250	2.750	2.000	10.000	4.875	2	1	PB	10.140
CAT50ADB-EM1.250-4.000	03201528	CAT50 ADB	1.250	4.000	3.250	2.350	2.500	8.000	2.885	2	1	PB	9.260
CAT50ADB-EM1.500-2.620	03201530	CAT50 ADB	1.500	2.620	1.870	3.000	2.750	6.620	1.495	2	1	PB	7.500
CAT50ADB-EM1.500-4.000	03201531	CAT50 ADB	1.500	4.000	3.250	3.000	2.750	8.000	2.875	2	1	PB	9.040
CAT50ADB-EM1.500-6.000	03201533	CAT50 ADB	1.500	6.000	5.250	3.000	2.750	10.000	4.875	2	1	PB	12.130
CAT50ADB-EM2.000-5.620	03201534	CAT50 ADB	2.000	5.620	4.875	3.250	3.750	9.625	4.219	2	1	PB	16.530

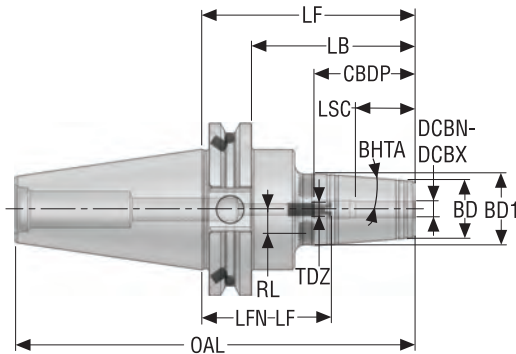
Spare Parts

For CTMS / DCBN	Locking screw	Locking screw, reduced	Plug
			
CAT40 / 0.250	951CNP025025	-	564301701
CAT40 / 0.375	951CNP037031	-	564301701
CAT40 / 0.500	951CNP043038	-	564301701
CAT40 / 0.625	951CNP056044	-	564301701
CAT40 / 0.750	951CNP062050	-	564301701
CAT40 / 1.000	951CNP075050	-	564301701
CAT40 / 1.250-1.500	951CNP075062	-	564301701
CAT50 / 0.375	951CNP037031	-	564301702
CAT50 / 0.500	951CNP043038	-	564301702
CAT50 / 0.625	951CNP056044	-	564301702
CAT50 / 0.750	951CNP062050	-	564301702
CAT50 / 1.000	951CNP075050	-	564301702
CAT50 / 1.250-1.500	951CNP075062	-	564301702
CAT50 / 2.000	951CNS100087	-	564301702
CAT50ADB-EM1.000-1.620	951CNP075050	951CNP062050	564301702

- Guide
- HSK-A
- HSK-E
- DIN
- BT JIS
- CAT**
- Combimaster
- Graflex
- Seco-Capto™
- Others
- Operating & setting accessories
- Shrinkfit

SFD 5603 – Shrinkfit holders – Metric / Inch


CAT / ASME B5.50-1994-ADB





- Run-out ≤3 µm
- Delivered with one stop screw
- For Shrinkfit extensions, see page(s) 367-368
- For ISO attribute explanation, see page 12

Designation	Item number	CTMS	DCBN-DCBX		LPR	LB	CBDP	LSC	BD1	BD2	OAL	LFN	LF	RL	TDZ	BHTA°	RFID hole	Balancing	Weight
			mm Inch	mm Inch															
E2502560306312	02753286	CAT40 ADB	6,0 0.236	79,38 3.125	60,28 2.373	37,5 1.476	22,0 0.866	21,0 0.827	27,0 1.063	147,78 5.818	43,38 1.708	57,38 2.259	10,5 0.413	M5x0.8	4,5	1	G2.5	1,2 2.650	
E2502560308312	02753287	CAT40 ADB	8,0 0.315	79,38 3.125	60,28 2.373	37,5 1.476	26,0 1.024	21,0 0.827	27,0 1.063	147,78 5.818	43,38 1.708	53,38 2.102	10,5 0.413	M6x1	4,5	1	G2.5	1,13 2.490	
E2502560310350	02753288	CAT40 ADB	10,0 0.394	88,9 3.500	69,8 2.748	42,5 1.673	31,0 1.220	24,0 0.945	32,0 1.260	157,3 6.193	47,9 1.886	57,9 2.280	13,0 0.512	M8x1	4,5	1	G2.5	1,2 2.650	
E2502560312350	02753290	CAT40 ADB	12,0 0.472	88,9 3.500	69,8 2.748	47,5 1.870	34,0 1.339	24,0 0.945	32,0 1.260	157,3 6.193	42,9 1.689	54,9 2.161	13,0 0.512	M10x1	4,5	1	G2.5	1,2 2.650	
E2502560314350	02753292	CAT40 ADB	14,0 0.551	88,9 3.500	69,8 2.748	47,5 1.870	34,0 1.339	27,0 1.063	34,0 1.339	157,3 6.193	42,9 1.689	54,9 2.161	14,0 0.551	M10x1	4,5	1	G2.5	1,3 2.870	
E2502560316350	02753293	CAT40 ADB	16,0 0.630	88,9 3.500	69,8 2.748	50,5 1.988	39,0 1.535	27,0 1.063	34,0 1.339	157,3 6.193	39,9 1.571	49,9 1.965	14,0 0.551	M12x1	4,5	1	G2.5	1,2 2.650	
E2502560318375	02753294	CAT40 ADB	18,0 0.709	95,25 3.750	76,15 2.998	50,5 1.988	39,0 1.535	33,0 1.299	42,0 1.654	163,65 6.443	46,25 1.821	56,25 2.215	18,0 0.709	M12x1	4,5	1	G2.5	1,4 3.090	
E2502560320375	02753295	CAT40 ADB	20,0 0.787	95,25 3.750	76,15 2.998	52,5 2.067	41,0 1.614	33,0 1.299	42,0 1.654	163,65 6.443	44,25 1.742	54,25 2.136	18,0 0.709	M16x1	4,5	1	G2.5	1,34 2.950	
E2502560325400	02753296	CAT40 ADB	25,0 0.984	101,6 4.000	82,5 3.248	58,5 2.303	47,0 1.850	44,0 1.732	53,0 2.087	170,0 6.693	44,6 1.756	54,6 2.150	23,5 0.925	M16x1	4,5	1	G2.5	1,7 3.750	
E2504560306400	02753297	CAT50 ADB	6,0 0.236	101,6 4.000	82,5 3.248	37,5 1.476	22,0 0.866	21,0 0.827	27,0 1.063	203,35 8.006	65,6 2.583	79,6 3.134	10,5 0.413	M5x0.8	4,5	1	G2.5	3,3 7.280	
E2504560308400	02753299	CAT50 ADB	8,0 0.315	101,6 4.000	82,5 3.248	37,5 1.476	26,0 1.024	21,0 0.827	27,0 1.063	203,35 8.006	65,6 2.583	75,6 2.976	10,5 0.413	M6x1	4,5	1	G2.5	3,3 7.280	
E2504560310400	02753300	CAT50 ADB	10,0 0.394	101,6 4.000	82,5 3.248	42,5 1.673	31,0 1.220	24,0 0.945	32,0 1.260	203,35 8.006	60,6 2.386	70,6 2.780	13,0 0.512	M8x1	4,5	1	G2.5	3,4 7.500	
E2504560312400	02753301	CAT50 ADB	12,0 0.472	101,6 4.000	82,5 3.248	47,5 1.870	34,0 1.339	24,0 0.945	32,0 1.260	203,35 8.006	55,6 2.189	67,6 2.661	13,0 0.512	M10x1	4,5	1	G2.5	3,3 7.280	
E2504560314400	02753302	CAT50 ADB	14,0 0.551	101,6 4.000	82,5 3.248	47,5 1.870	34,0 1.339	27,0 1.063	34,0 1.339	203,35 8.006	55,6 2.189	67,6 2.661	14,0 0.551	M10x1	4,5	1	G2.5	3,4 7.500	
E2504560316400	02753303	CAT50 ADB	16,0 0.630	101,6 4.000	82,5 3.248	50,5 1.988	39,0 1.535	27,0 1.063	34,0 1.339	203,35 8.006	52,6 2.071	62,6 2.465	14,0 0.551	M12x1	4,5	1	G2.5	3,4 7.500	
E2504560318400	02753304	CAT50 ADB	18,0 0.709	101,6 4.000	82,5 3.248	50,5 1.988	39,0 1.535	33,0 1.299	42,0 1.654	203,35 8.006	52,6 2.071	62,6 2.465	18,0 0.709	M12x1	4,5	1	G2.5	3,5 7.720	
E2504560320400	02753305	CAT50 ADB	20,0 0.787	101,6 4.000	82,5 3.248	52,5 2.067	41,0 1.614	33,0 1.299	42,0 1.654	203,35 8.006	50,6 1.992	60,6 2.386	18,0 0.709	M16x1	4,5	1	G2.5	3,6 7.940	
E2504560325400	02753306	CAT50 ADB	25,0 0.984	101,6 4.000	82,5 3.248	58,5 2.303	47,0 1.850	44,0 1.732	53,0 2.087	203,35 8.006	44,6 1.756	54,6 2.150	23,5 0.925	M16x1	4,5	1	G2.5	3,8 8.380	
E2504560332400	02753308	CAT50 ADB	32,0 1.260	101,6 4.000	82,5 3.248	62,5 2.461	51,0 2.008	44,0 1.732	53,0 2.087	203,35 8.006	40,6 1.598	50,6 1.992	23,5 0.925	M16x1	4,5	1	G2.5	3,6 7.940	

Accessories

For	Balancing screws
	
All	90ZQ01

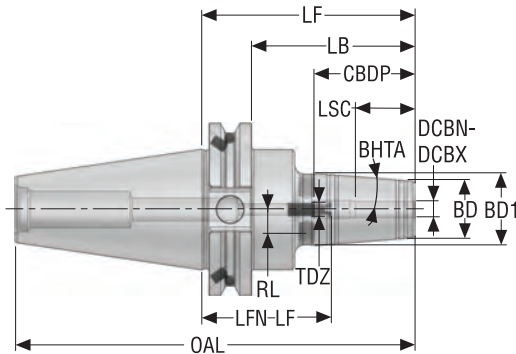
Spare Parts

For Taper/ DCBN-DCBX		Sealing Screws	Stop screw
			
CAT40	6/ 0.236	950A0406	19BDR05165
CAT40	8/ 0.315	950A0406	19BDR06165
CAT40	10/ 0.394	950A0406	19BDR08165
CAT40	12/ 0.472-14/ 0.551	950A0406	19BDR10165
CAT40	16/ 0.630-18/ 0.709	950A0406	19BDR12165
CAT40	20/ 0.787-32/ 1.260	950A0406	19BDR16165
CAT50	6/ 0.236	950A0606	19BDR05165
CAT50	8/ 0.315	950A0606	19BDR06165
CAT50	10/ 0.394	950A0606	19BDR08165
CAT50	12/ 0.472-14/ 0.551	950A0606	19BDR10165
CAT50	16/ 0.630-18/ 0.709	950A0606	19BDR12165
CAT50	20/ 0.787-32/ 1.260	950A0606	19BDR16165

- Guide
- HSK-A
- HSK-E
- DIN
- BT JIS
- CAT
- Combimaster
- Graflex
- Seco-Capto™
- Others
- Operating & setting accessories
- Shrinkfit

SFD 5603 – Shrinkfit holders – Inch

CAT / ASME B5.50-1994-ADB





- Run-out $\leq 3 \mu\text{m}$
- Delivered with one stop screw
- For Shrinkfit extensions, see page(s) 367-368
- For ISO attribute explanation, see page 12

Designation	Item number	CTMS	DCBN-DCBX	LPR	LB	CBDP	LSC	BD1	BD2	OAL	LFN	LF	RL	TDZ	BHTA°	RFID hole	Balancing	Weight
			<i>Inch</i>	<i>Inch</i>	<i>Inch</i>	<i>Inch</i>	<i>Inch</i>	<i>Inch</i>	<i>Inch</i>	<i>Inch</i>	<i>Inch</i>	<i>Inch</i>	<i>Inch</i>					<i>lbs</i>
E2502560302595	02753252	CAT 40 ADB	0.250	3.740	2.988	1.476	0.866	0.827	1.063	6.433	2.323	2.874	0.413	M5x0.8	4,5	1	G2.5	2.650
E25025603025160	02753249	CAT 40 ADB	0.250	6.299	5.547	1.476	0.866	0.827	1.063	8.992	4.882	5.433	0.413	M5x0.8	4,5	1	G2.5	3.310
E2502560303795	02753256	CAT 40 ADB	0.375	3.740	2.988	1.673	1.220	0.945	1.260	6.433	2.126	2.520	0.512	M8x1	4,5	1	G2.5	2.870
E25025603037160	02753255	CAT 40 ADB	0.375	6.299	5.547	1.673	1.220	0.945	1.260	8.992	4.685	5.079	0.512	M8x1	4,5	1	G2.5	3.750
E2502560305095	02753258	CAT 40 ADB	0.500	3.740	2.988	1.791	1.339	0.945	1.260	6.433	2.008	2.402	0.512	M10x1	4,5	1	G2.5	2.870
E25025603050160	02753257	CAT 40 ADB	0.500	6.299	5.547	1.791	1.339	0.945	1.260	8.992	4.567	4.961	0.512	M10x1	4,5	1	G2.5	3.530
E2502560306295	02753260	CAT 40 ADB	0.625	3.740	2.988	1.988	1.535	1.063	1.339	6.433	1.811	2.205	0.551	M12x1	4,5	1	G2.5	2.870
E25025603062160	02753259	CAT 40 ADB	0.625	6.299	5.547	1.988	1.535	1.063	1.339	8.992	4.370	4.764	0.551	M12x1	4,5	1	G2.5	3.750
E2502560307595	02753264	CAT 40 ADB	0.750	3.740	2.988	2.067	1.614	1.299	1.654	6.433	1.732	2.126	0.709	M16x1	4,5	1	G2.5	3.090
E25025603075160	02753261	CAT 40 ADB	0.750	6.299	5.547	2.067	1.614	1.299	1.654	8.992	4.291	4.685	0.709	M16x1	4,5	1	G2.5	4.370
E25025603100115	02753265	CAT 40 ADB	1.000	4.528	3.776	2.303	1.850	1.732	2.087	7.220	2.283	2.677	0.925	M16x1	4,5	1	G2.5	4.190
E25045603025100	02753268	CAT 50 ADB	0.250	3.937	3.185	1.476	0.866	0.827	1.063	7.943	2.520	3.071	0.413	M5x0.8	4,5	1	G2.5	7.280
E25045603025160	02753269	CAT 50 ADB	0.250	6.299	5.547	1.476	0.866	0.827	1.063	10.305	4.882	5.433	0.413	M5x0.8	4,5	1	G2.5	7.720
E25045603037100	02753271	CAT 50 ADB	0.375	3.937	3.185	1.673	1.220	0.945	1.260	7.943	2.323	2.717	0.512	M8x1	4,5	1	G2.5	7.500
E25045603037160	02753272	CAT 50 ADB	0.375	6.299	5.547	1.673	1.220	0.945	1.260	10.305	4.685	5.079	0.512	M8x1	4,5	1	G2.5	8.160
E25045603050100	02753273	CAT 50 ADB	0.500	3.937	3.185	1.791	1.339	0.945	1.260	7.943	2.205	2.598	0.512	M10x1	4,5	1	G2.5	7.230
E25045603050160	02753274	CAT 50 ADB	0.500	6.299	5.547	1.791	1.339	0.945	1.260	10.305	4.567	4.961	0.512	M10x1	4,5	1	G2.5	8.160
E25045603062100	02753276	CAT 50 ADB	0.625	3.937	3.185	1.988	1.535	1.063	1.339	7.943	2.008	2.402	0.551	M12x1	4,5	1	G2.5	7.500
E25045603062160	02753277	CAT 50 ADB	0.625	6.299	5.547	1.988	1.535	1.063	1.339	10.305	4.370	4.764	0.551	M12x1	4,5	1	G2.5	8.160
E25045603075100	02753280	CAT 50 ADB	0.750	3.937	3.185	2.067	1.614	1.299	1.654	7.943	1.929	2.323	0.709	M16x1	4,5	1	G2.5	7.720
E25045603075160	02753281	CAT 50 ADB	0.750	6.299	5.547	2.067	1.614	1.299	1.654	10.305	4.291	4.685	0.709	M16x1	4,5	1	G2.5	8.820
E25045603100100	02753282	CAT 50 ADB	1.000	3.947	3.195	2.303	1.850	1.732	2.087	7.953	1.703	2.096	0.925	M16x1	4,5	1	G2.5	8.160
E25045603100160	02753283	CAT 50 ADB	1.000	6.299	5.547	2.303	1.850	1.732	2.087	10.305	4.055	4.449	0.925	M16x1	4,5	1	G2.5	10.250
E25045603125110	02753284	CAT 50 ADB	1.250	4.331	3.579	2.461	2.008	1.732	2.087	8.337	1.929	2.323	0.925	M16x1	4,5	1	G2.5	8.160

Accessories

For	Balancing screws
All	90ZQ01

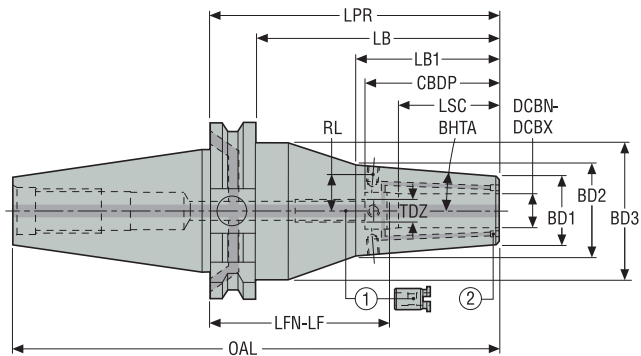
Spare Parts

For Taper/ DCBN-DCBX	Sealing Screws	Stop screw
		
CAT40/ 0.250	950A0406	19BDR05165
CAT40/ 0.375	950A0406	19BDR08165
CAT40/ 0.500	950A0406	19BDR10165
CAT40/ 0.625	950A0406	19BDR12165
CAT40/ 0.750-1.000	950A0406	19BDR16165
CAT50/ 0.250	950A0606	19BDR05165
CAT50/ 0.375	950A0606	19BDR08165
CAT50/ 0.500	950A0606	19BDR10165
CAT50/ 0.625	950A0606	19BDR12165
CAT50/ 0.750-1.250	950A0606	19BDR16165

- Guide
- HSK-A
- HSK-E
- DIN
- BT JIS
- CAT**
- Combimaster
- Graflex
- Seco-Capto™
- Others
- Operating & setting accessories
- Shrinkfit

SFR 5600 – Shrinkfit holders, reinforced – Metric / Inch

CAT / ASME B5.50-1994-ADB



- Run-out $\leq 3 \mu\text{m}$
- With coolant supply channels towards the tool (plugged)
- Delivered with one stop screw
- For ISO attribute explanation, see page 12

Spare parts:
1 = Stop screw
2 = Sealing plugs

Designation	Item number	CTMS	DCBN-DCBX	LPR	LB	LB1	CDBP	LSC	BD1	BD2	BD3	OAL	LFN	LF	RL	TDZ	BHTA°	RFID hole	Balancing	Weight
E250256001275	02904796	CAT40 ADB	12,0 0.472	75,0 2.953	55,9 2.201	40,0 1.575	47,5 1.870	34,0 1.339	27,0 1.063	35,2 1.385	44,45 1.750	143,4 5.646	29,0 1.142	41,0 1.614	13,5 0.531	M10x1	4,5	1	G2.5	1,2 2.650
E250256001680	02904797	CAT40 ADB	16,0 0.630	80,0 3.150	60,9 2.398	45,0 1.772	50,5 1.988	39,0 1.535	33,0 1.299	42,1 1.659	44,45 1.750	148,4 5.843	31,0 1.220	41,0 1.614	17,0 0.669	M12x1	4,5	1	G2.5	1,3 2.870
E250256002080	02904798	CAT40 ADB	20,0 0.787	80,0 3.150	60,9 2.398	45,0 1.772	52,5 2.067	41,0 1.614	44,0 1.732	53,1 2.092	44,45 1.750	148,4 5.843	29,0 1.142	39,0 1.535	21,5 0.846	M16x1	4,5	1	G2.5	1,5 3.310
E250456001285	02904799	CAT50 ADB	12,0 0.472	85,0 3.346	65,9 2.594	50,0 1.969	47,5 1.870	34,0 1.339	27,0 1.063	35,2 1.385	69,95 2.754	186,75 7.352	39,0 1.535	51,0 2.008	13,5 0.531	M10x1	4,5	1	G2.5	3,4 7.500
E250456001685	02904800	CAT50 ADB	16,0 0.630	85,0 3.346	65,9 2.594	50,0 1.969	50,5 1.988	39,0 1.535	33,0 1.299	42,1 1.659	69,95 2.754	186,75 7.352	36,0 1.417	46,0 1.811	17,0 0.669	M12x1	4,5	1	G2.5	3,5 7.720
E250456002090	02904801	CAT50 ADB	20,0 0.787	90,0 3.543	70,9 2.791	55,0 2.165	52,5 2.067	41,0 1.614	44,0 1.732	53,1 2.092	69,95 2.754	191,75 7.549	39,0 1.535	49,0 1.929	21,5 0.846	M16x1	4,5	1	G2.5	3,8 8.380

Accessories

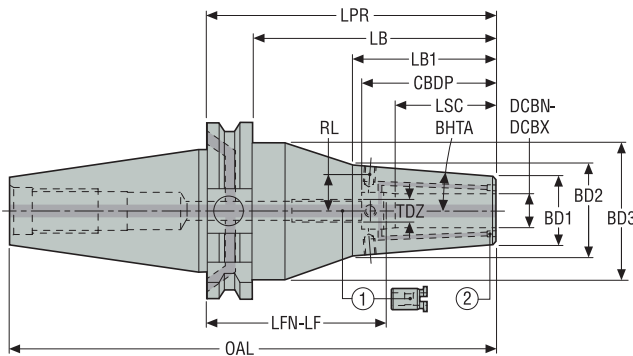
For	Balancing screws
All	90ZQ01

Spare Parts

For	Sealing plugs	Sealing Screws	Stop screw
E250256001275	90AI03	950A0406	19BDR10165
E250256001680	90AI03	950A0406	19BDR12165
E250256002080	90AI04	950A0406	19BDR16165
E250456001285	90AI03	950A0606	19BDR10165
E250456001685	90AI03	950A0606	19BDR12165
E250456002090	90AI04	950A0606	19BDR16165

CAT / ASME B5.50-1994-ADB

SFR 5600 – Shrinkfit holders, reinforced – Inch



Spare parts:
1 = Stop screw
2 = Sealing plugs

- Run-out $\leq 3 \mu\text{m}$
- With coolant supply channels towards the tool (plugged)
- Delivered with one stop screw
- For ISO attribute explanation, see page 12

Designation	Item number	CTMS	DCBN-DCBX	LPR	LB	LB1	CDBP	LSC	BD1	BD2	BD3	OAL	LFN	LF	RL	TDZ	BHTA°	RFID hole	Balancing	Weight
			<i>Inch</i>	<i>Inch</i>	<i>Inch</i>	<i>Inch</i>	<i>Inch</i>	<i>Inch</i>	<i>Inch</i>	<i>Inch</i>	<i>Inch</i>	<i>Inch</i>	<i>Inch</i>	<i>Inch</i>	<i>Inch</i>	<i>Inch</i>				<i>lbs</i>
E25025600050287	02904855	CAT40 ADB	0.500	2.874	2.122	1.496	1.870	1.339	1.063	1.385	1.750	5.567	1.063	1.535	0.531	M10x1	4,5	1	G2.5	2.650
E25025600062300	02904856	CAT40 ADB	0.625	3.000	2.248	1.622	1.988	1.535	1.299	1.659	1.750	5.693	1.071	1.465	0.669	M12x1	4,5	1	G2.5	2.870
E25025600075312	02904857	CAT40 ADB	0.750	3.125	2.373	1.747	1.747	1.614	1.732	2.092	1.750	5.818	1.117	1.511	0.846	M16x1	4,5	1	G2.5	3.310
E25045600050325	02904858	CAT50 ADB	0.500	3.252	2.500	1.874	1.870	1.339	1.063	1.385	2.754	7.258	1.441	1.913	0.531	M10x1	4,5	1	G2.5	7.500
E25045600062325	02904859	CAT50 ADB	0.625	3.252	2.500	1.874	1.988	1.535	1.299	1.659	2.754	7.258	1.323	1.717	0.669	M12x1	4,5	1	G2.5	7.280
E25045600075350	02904860	CAT50 ADB	0.750	3.500	2.748	2.122	2.067	1.614	1.732	2.092	2.754	7.506	1.492	1.886	0.846	M16x1	4,5	1	G2.5	8.380
E25045600100400	02904861	CAT50 ADB	1.000	4.000	3.248	2.622	2.303	1.850	1.890	2.249	2.754	8.006	1.756	2.150	0.984	M16x1	4,5	1	G2.5	8.820
E25045600125400	02904862	CAT50 ADB	1.250	4.000	3.248	2.622	2.461	2.008	1.890	2.249	2.754	8.006	1.598	1.992	0.984	M16x1	4,5	1	G2.5	8.600

Accessories

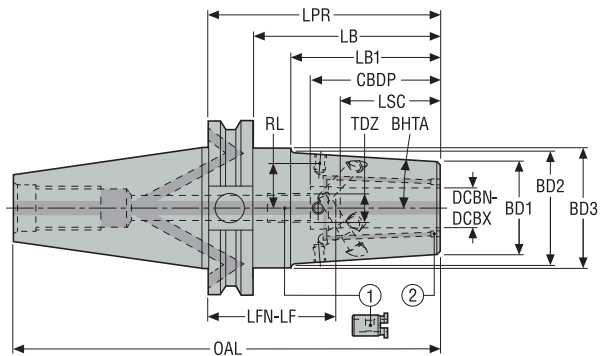
For	Balancing screws
All	90ZQ01

Spare Parts

For Taper/ DCBN-DCBX	Sealing plugs	Sealing Screws	Stop screw
CAT40/ 0.500	90AI03	950A0406	19BDR10165
CAT40/ 0.625	90AI03	950A0406	19BDR12165
CAT40/ 0.750	90AI04	950A0406	19BDR16165
CAT50/ 0.500	90AI03	950A0606	19BDR10165
CAT50/ 0.625	90AI03	950A0606	19BDR12165
CAT50/ 0.750-1.250	90AI04	950A0606	19BDR16165

Guide
HSK-A
HSK-E
DIN
BT JIS
CAT
Combimaster
Graflex
Seco-Capto™
Others
Operating & setting accessories
Shrinkfit

SFR 5600P Safe-Lock™ – Shrinkfit holders, reinforced and with tool pull-out protection – Metric / Inch CAT / ASME B5.50-1994-ADB



- Run-out $\leq 3 \mu\text{m}$
- With coolant supply channels towards the tool (plugged)
- Delivered with one stop screw installed
- For ISO attribute explanation, see page 12

Spare parts:
1 = Stop screw
2 = Sealing plugs

Designation	Item number	CTMS	DCBN-DCBX		LPR	LB	LB1	CDBP	LSC	BD1	BD2	BD3	OAL	LFN	LF	RL	TDZ	BHTA°	RFID hole	Balancing	Weight
			mm	Inch																	
E250256001275P	02904878	CAT40 ADB	12,0 0.472	75,0 2.953	55,9 2.201	40,0 1.575	47,5 1.870	34,0 1.339	27,0 1.063	33,3 1.311	44,45 1.750	143,4 5.646	24,0 0.945	32,5 1.280	13,5 0.531	M10x1	4,5	1	G2.5	1,2 2.650	
E250256001680P	02904879	CAT40 ADB	16,0 0.630	80,0 3.150	60,9 2.398	45,0 1.772	50,5 1.988	39,0 1.535	33,0 1.299	40,0 1.575	44,45 1.750	148,4 5.843	33,0 1.299	41,0 1.614	17,0 0.669	M12x1	4,5	1	G2.5	1,3 2.870	
E250256002080P	02904880	CAT40 ADB	20,0 0.787	80,0 3.150	60,9 2.398	45,0 1.772	52,5 2.067	41,0 1.614	44,0 1.732	50,3 1.980	44,45 1.750	148,4 5.843	31,0 1.220	39,0 1.535	-	M16x1	4,5	1	G2.5	1,5 3.310	
E250456001285P	02904881	CAT50 ADB	12,0 0.472	85,0 3.346	65,9 2.594	50,0 1.969	47,5 1.870	34,0 1.339	27,0 1.063	34,8 1.370	69,95 2.754	186,7 7.350	40,5 1.594	49,0 1.929	13,5 0.531	M10x1	4,5	1	G2.5	3,4 7.500	
E250456001685P	02904882	CAT50 ADB	16,0 0.630	85,0 3.346	65,9 2.594	50,0 1.969	50,5 1.988	39,0 1.535	33,0 1.299	40,8 1.606	69,95 2.754	186,7 7.350	38,0 1.496	46,0 1.811	17,0 0.669	M12x1	4,5	1	G2.5	3,5 7.720	
E250456002090P	02904883	CAT50 ADB	20,0 0.787	90,0 3.543	70,9 2.791	55,0 2.165	52,5 2.067	41,0 1.614	44,0 1.732	52,7 2.073	69,95 2.754	191,7 7.547	41,0 1.614	49,0 1.929	22,5 0.886	M16x1	4,5	1	G2.5	3,8 8.380	

Accessories

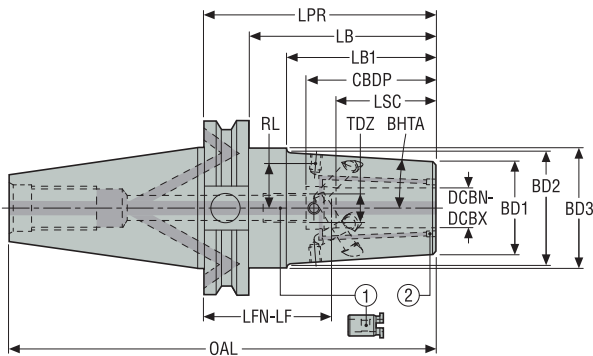
For	Balancing screws
All	90ZQ01

Spare Parts

For	Sealing plugs	Sealing Screws	Stop screw
E250256001275P	90AI03	950A0406	19BDR10165
E250256001680P	90AI03	950A0406	19BDR12165
E250256002080P	90AI04	950A0406	19BDR16165
E250456001285P	90AI03	950A0606	19BDR10165
E250456001685P	90AI03	950A0606	19BDR12165
E250456002090P	90AI04	950A0606	19BDR16165

CAT / ASME B5.50-1994-ADB

SFR 5600P Safe-Lock™ – Shrinkfit holders, reinforced and with tool pull-out protection – Inch



Spare parts:
1 = Stop screw
2 = Sealing plugs

- Run-out $\leq 3 \mu\text{m}$
- With coolant supply channels towards the tool (plugged)
- Delivered with one stop screw installed
- For ISO attribute explanation, see page 12

Designation	Item number	CTMS	DCBN-DCBX	LPR	LB	LB1	CBDP	LSC	BD1	BD2	BD3	OAL	LFN	LF	RL	TDZ	BHTA*	RFID hole	Balancing	Weight
			<i>Inch</i>	<i>Inch</i>	<i>Inch</i>	<i>Inch</i>	<i>Inch</i>	<i>Inch</i>	<i>Inch</i>	<i>Inch</i>	<i>Inch</i>	<i>Inch</i>	<i>Inch</i>	<i>Inch</i>	<i>Inch</i>					<i>lbs</i>
E25025600050287P	02904893	CAT40 ADB	0.500	2.874	2.122	1.496	1.870	1.339	1.063	1.299	1.750	5.567	1.142	1.476	0.750	M10x1	4,5	1	G2.5	2.650
E25025600062300P	02904894	CAT40 ADB	0.625	3.000	2.250	1.622	1.988	1.535	1.299	1.555	1.750	5.693	1.071	1.386	0.750	M12x1	4,5	1	G2.5	2.870
E25025600075312P	02904895	CAT40 ADB	0.750	3.125	2.375	1.747	1.747	1.614	1.732	1.976	1.750	5.819	1.117	1.452	-	M16x1	4,5	1	G2.5	3.310
E25045600050325P	02904896	CAT50 ADB	0.500	3.252	2.502	1.874	1.870	1.339	1.063	1.358	2.754	7.258	1.520	1.854	1.250	M10x1	4,5	1	G2.5	7.500
E25045600062325P	02904897	CAT50 ADB	0.625	3.252	2.502	1.874	1.988	1.535	1.299	1.594	2.754	7.258	1.323	1.638	1.250	M12x1	4,5	1	G2.5	7.500
E25045600075350P	02904898	CAT50 ADB	0.750	3.500	2.750	2.122	2.067	1.614	1.732	2.067	2.754	7.506	1.492	1.807	1.250	M16x1	4,5	1	G2.5	8.380
E25045600100400P	02904899	CAT50 ADB	1.000	4.000	3.250	2.622	2.303	1.850	1.890	2.303	2.754	8.006	1.756	2.071	0.984	M16x1	4,5	1	G2.5	8.820
E25045600125400P	02904900	CAT50 ADB	1.250	4.000	3.250	2.622	2.461	2.008	1.890	2.303	2.754	8.006	1.598	1.992	0.980	M16x1	4,5	1	G2.5	8.600

Accessories

For	Balancing screws
All	90ZQ01

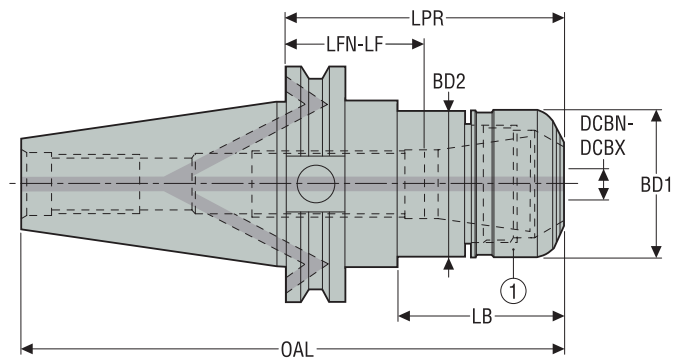
Spare Parts

For Taper/ DCBN-DCBX	Sealing plugs	Sealing Screws	Stop screw
CAT40/ 0.500	90AI03	950A0406	19BDR10165
CAT40/ 0.625	90AI03	950A0406	19BDR12165
CAT40/ 0.750	90AI04	950A0406	19BDR16165
CAT50/ 0.500	90AI03	950A0606	19BDR10165
CAT50/ 0.625	90AI03	950A0606	19BDR12165
CAT50/ 0.750-1.250	90AI04	950A0606	19BDR16165

Guide
 HSK-A
 HSK-E
 DIN
 BT JIS
 CAT
 Combimaster
 Graflex
 Seco-Capto™
 Others
 Operating & setting accessories
 Shrinkfit

ERHP 5672 – High precision collet chucks – Metric / Inch

CAT / ASME B5.50-1994-ADB



- Run-out 3 µm maximum at 3 x ØDCBN-DCBX
- For ER HP collets type 5672, see page(s) 394, 395, 396-402
- For ISO attribute explanation, see page 12



Spare parts:
1 = Nut

Designation	Item number	CTMS	DCBN	DCBX	CTWS	LPR	BD2	BD1	OAL	LB	LFN	LF	RFID hole	Balancing	Weight
			mm Inch	mm Inch		mm Inch	mm Inch	mm Inch	mm Inch	mm Inch	mm Inch	mm Inch			
E250256721670	02827264	CAT 40 ADB	0,5 0.020	10,0 0.394	HP 16	70,0 2.756	30,0 1.181	30,0 1.181	138,4 5.449	50,9 2.004	39,0 1.535	40,0 1.575	1	G2.5	1,1 2.430
E2502567216130	02827265	CAT 40 ADB	0,5 0.020	10,0 0.394	HP 16	130,0 5.118	30,0 1.181	30,0 1.181	198,4 7.811	110,9 4.366	99,0 3.898	100,0 3.937	1	G2.5	1,4 3.090
E2502567225160	02827267	CAT 40 ADB	1,0 0.039	16,0 0.630	HP 25	160,0 6.299	40,0 1.575	40,0 1.575	228,4 8.992	140,9 5.547	104,0 4.094	122,0 4.803	1	G2.5	1,9 4.190
E250256722570	02827266	CAT 40 ADB	1,0 0.039	16,0 0.630	HP 25	70,0 2.756	40,0 1.575	40,0 1.575	138,4 5.449	50,9 2.004	14,0 0.551	32,0 1.260	1	G2.5	1,1 2.430
E250256723270	02827268	CAT 40 ADB	2,0 0.079	20,0 0.787	HP 32	70,0 2.756	50,0 1.969	50,0 1.969	138,4 5.449	50,9 2.004	14,0 0.551	18,0 0.709	1	G2.5	1,2 2.650
E250456722580	02827269	CAT 50 ADB	1,0 0.039	16,0 0.630	HP 25	80,0 3.150	40,0 1.575	40,0 1.575	181,75 7.156	60,9 2.398	24,0 0.945	42,0 1.654	1	G2.5	3,4 7.500
E250456723280	02827270	CAT 50 ADB	2,0 0.079	20,0 0.787	HP 32	80,0 3.150	50,0 1.969	50,0 1.969	181,75 7.156	60,9 2.398	24,0 0.945	28,0 1.102	1	G2.5	3,3 7.280

Accessories

For Taper/ size	Socket	Spanner	Stop screw	Torque key
CAT40/ HP 16	03ER030B	03BR030	19B58711	03DYD010100B
CAT40/ HP 25	03ER040	03BR040	19B58718	03DYD020200
CAT40/ HP 32	03ER050	03BR050	19B58722	03DYD020200
CAT50/ HP 25	03ER040	03BR040	19B58718	03DYD020200
CAT50/ HP 32	03ER050	03BR050	19B58722	03DYD020200

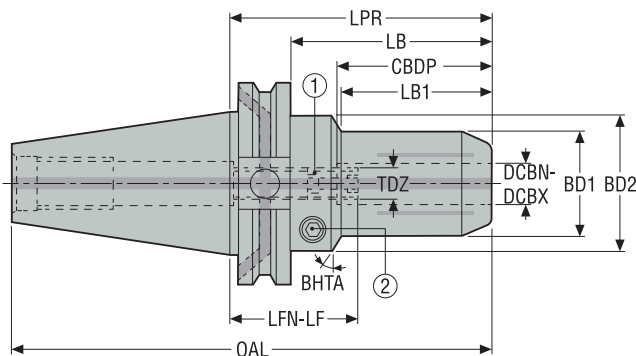
Spare Parts

For Taper/ size	Nut	Sealing Screws
		
CAT40/ HP 16	08B567216	950A0406
CAT40/ HP 25	08B567225	950A0406
CAT40/ HP 32	08B567232	950A0406
CAT50/ HP 25	08B567225	950A0606
CAT50/ HP 32	08B567232	950A0606

- Guide
- HSK-A
- HSK-E
- DIN
- BT JIS
- CAT**
- Combimaster
- Graflex
- Seco-Capto™
- Others
- Operating & setting accessories
- Shrinkfit

HC 5834 – Hydraulic chucks – Inch

CAT / ASME B5.50-1994-ADB



- Run-out 3 µm maximum at 3 x ØDCBN-DCBX
- For reduction sleeves and control gauges, see page(s) 387, 388-389
- For ISO attribute explanation, see page 12

Accessories:
2 = Locking key for press screw

Spare parts:
1 = Stop screw
2 = Press screw

Designation	Item number	CTMS	DCBN-DCBX	LPR	LB	LB1	CBDP	BD2	BD1	OAL	LFN	LF	TDZ	BHTA*	RFID hole	Balancing	Weight
			<i>Inch</i>	<i>Inch</i>	<i>Inch</i>	<i>Inch</i>	<i>Inch</i>	<i>Inch</i>	<i>Inch</i>	<i>Inch</i>	<i>Inch</i>	<i>Inch</i>					<i>lbs</i>
E25025834075375	02511893	CAT40 ADB	0.750	3.750	2.998	1.860	2.047	1.969	1.654	6.443	1.700	2.100	M10	30,0	1	G6.3	3.280
E25045834125375	02511895	CAT50 ADB	1.250	3.750	3.000	1.978	2.480	2.756	2.520	7.756	1.270	1.660	M10	30,0	1	G6.3	8.820

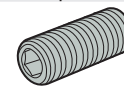
Accessories

For	Locking key
E25025834075375	H04-4
E25045834125375	H04-4



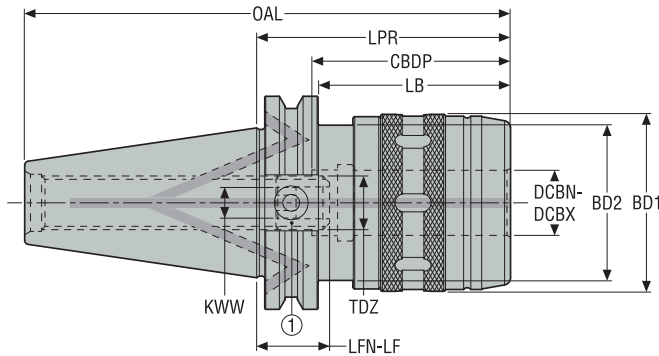
Spare Parts

For	Locking screw	Sealing Screws	Stop screw
E25025834075375	950AF0810008	950A0406	19LS1020A
E25045834125375	950AF1010010	950A0606	19LS1020A



CAT / ASME B5.50-1994-ADB

PMC – Power milling chucks – Inch

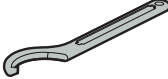


Spare parts:
1 = Stop screw




- For reduction sleeves, see page(s) 390-391
- For 'Stop screws for through coolant', see page(s) 392-393
- For ISO attribute explanation, see page 12

Designation	Item number	CTMS	DCBN-DCBX	OAL	LPR	LB	CBDP	BD1	BD2	LFN	LF	KWW	TDZ	RFID hole	Balancing	Weight
			<i>Inch</i>	<i>Inch</i>	<i>Inch</i>	<i>Inch</i>	<i>Inch</i>	<i>Inch</i>	<i>Inch</i>	<i>Inch</i>	<i>Inch</i>					<i>lbs</i>
CAT40ADB-PMC0.750-3.000	03211215	CAT40 ADB	0.750	5.693	3.000	2.250	2.480	1.929	1.750	0.520	0.717	0,31	UNF 5/8"	1	PB	3.090
CAT40ADB-PMC1.250-4.250	03211216	CAT40 ADB	1.250	6.943	4.250	3.498	3.540	2.638	1.750	1.100	1.297	0,31	UNF 5/8"	1	PB	5.070
CAT50ADB-PMC0.750-3.000	03211217	CAT50 ADB	0.750	1.563	3.000	1.560	2.480	2.756	2.750	0.520	0.717	0,31	UNF 5/8"	1	PB	7.500
CAT50ADB-PMC1.250-3.250	03211218	CAT50 ADB	1.250	7.256	3.250	2.500	3.540	2.756	2.750	0.100	0.297	0,31	UNF 5/8"	1	PB	8.380

Accessories

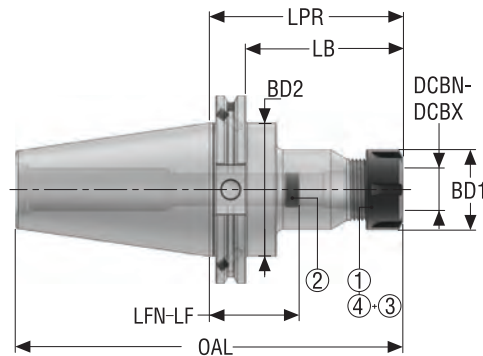
For	Spanner
	
CAT40ADB-PMC0.750-3.000	03BPMC20
CAT40ADB-PMC1.250-4.250	03BPMC32
CAT50ADB-PMC0.750-3.000	03BPMC20
CAT50ADB-PMC1.250-3.250	03BPMC32

Spare Parts

For	Extractor for reduction sleeves	Sealing Screws	Stop screw
			
CAT40ADB-PMC0.750-3.000	03EXTPMC	950A0406	19BEPMC02
CAT40ADB-PMC1.250-4.250	03EXTPMC	950A0406	19BEPMC02
CAT50ADB-PMC0.750-3.000	03EXTPMC	950A0606	19BEPMC02
CAT50ADB-PMC1.250-3.250	03EXTPMC	950A0606	19BEPMC02

ER 5675 – ER collet chucks – Metric / Inch

CAT / ASME B5.50-1994-ADB



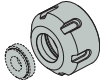
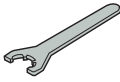
- Run-out 12 µm maximum at 3 x ØDCBN-DCBX
- For ER extensions and ER collets, see page(s) 369, 403, 404, 405
- For ER sealing rings, see page(s) 409, 410
- CAT40ADB-ER16-2.000 following ASME B5.50-2009
- For ISO attribute explanation, see page 12

- Accessories:
 3 = Sealing ring
 4 = Sealing nut



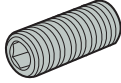
- Spare parts:
 1 = Nut
 2 = Stop screw

Designation	Item number	CTMS	DCBN DCBX		CTWS	LPR	BD2	BD1	OAL	LB	LFN	LF	RFID hole	Balancing	Weight
			mm Inch	mm Inch											
CAT40ADB-ER16-2.000	03201473	CAT40 ADB	0,5 0.020	10,0 0.394	ER16	50,8 2.000	21,9 0.860	28,0 1.102	119,05 4.687	31,75 1.250	-4,2 -0.165	16,8 0.661	1	PB	1,0 2.200
CAT40ADB-ER16-4.000	03201474	CAT40 ADB	0,5 0.020	10,0 0.394	ER16	101,6 4.000	27,6 1.087	28,0 1.102	169,85 6.687	82,55 3.250	11,6 0.457	67,6 2.661	1	PB	1,2 2.650
CAT40ADB-ER25-2.500	03201475	CAT40 ADB	1,0 0.039	16,0 0.630	ER25	63,5 2.500	44,5 1.750	42,0 1.654	131,75 5.187	44,45 1.750	-11,5 -0.453	21,5 0.846	1	PB	1,1 2.430
CAT40ADB-ER25-4.000	03201476	CAT40 ADB	1,0 0.039	16,0 0.630	ER25	101,6 4.000	41,6 1.638	42,0 1.654	169,85 6.687	82,55 3.250	1,6 0.063	59,6 2.346	1	PB	1,5 3.310
CAT40ADB-ER32-3.000	03201477	CAT40 ADB	2,0 0.079	20,0 0.787	ER32	76,2 3.000	44,5 1.750	50,0 1.969	144,45 5.687	57,15 2.250	-8,8 -0.346	27,2 1.071	1	PB	1,3 2.870
CAT40ADB-ER32-4.000	03201478	CAT40 ADB	2,0 0.079	20,0 0.787	ER32	101,6 4.000	44,5 1.750	50,0 1.969	169,85 6.687	82,55 3.250	1,6 0.063	52,6 2.071	1	PB	1,5 3.310
CAT40ADB-ER40-4.000	03201479	CAT40 ADB	3,0 0.118	26,0 1.024	ER40	101,6 4.000	62,6 2.465	63,0 2.480	169,85 6.687	82,55 3.250	1,6 0.063	46,6 1.835	1	PB	1,7 3.750
CAT50ADB-ER16-4.000	03201480	CAT50 ADB	0,5 0.020	10,0 0.394	ER16	101,6 4.000	27,6 1.087	28,0 1.102	203,2 8.000	82,55 3.250	1,6 0.063	61,6 2.425	1	PB	3,2 7.050
CAT50ADB-ER16-6.000	03201481	CAT50 ADB	0,5 0.020	10,0 0.394	ER16	152,4 6.000	27,6 1.087	28,0 1.102	254,0 10.000	133,35 5.250	32,4 1.276	112,4 4.425	1	PB	3,7 8.160
CAT50ADB-ER25-4.000	03201482	CAT50 ADB	1,0 0.039	16,0 0.630	ER25	101,6 4.000	41,6 1.638	42,0 1.654	203,2 8.000	82,55 3.250	1,6 0.063	59,6 2.346	1	PB	3,5 7.720
CAT50ADB-ER25-6.000	03201483	CAT50 ADB	1,0 0.039	16,0 0.630	ER25	152,4 6.000	41,6 1.638	42,0 1.654	254,0 10.000	133,35 5.250	12,4 0.488	110,4 4.346	1	PB	4,1 9.040
CAT50ADB-ER32-4.000	03201484	CAT50 ADB	2,0 0.079	20,0 0.787	ER32	101,6 4.000	49,6 1.953	50,0 1.969	203,2 8.000	82,55 3.250	-18,4 -0.724	50,6 1.992	1	PB	3,8 8.380
CAT50ADB-ER32-6.000	03201485	CAT50 ADB	2,0 0.079	20,0 0.787	ER32	152,4 6.000	49,6 1.953	50,0 1.969	254,0 10.000	133,35 5.250	22,4 0.882	101,4 3.992	1	PB	4,3 9.480
CAT50ADB-ER40-4.000	03201486	CAT50 ADB	3,0 0.118	26,0 1.024	ER40	101,6 4.000	62,6 2.465	63,0 2.480	203,2 8.000	82,55 3.250	-18,4 -0.724	46,6 1.835	1	PB	4,1 9.040

Accessories

For Taper/ size	Seal nut	Spanner
		
CAT40/ ER16	08B587516IC	03B587516UM
CAT40/ ER16	08B587516IC	03B587516UM
CAT40/ ER25	08B587525IC	03B587525
CAT40/ ER25	08B587525IC	03B587525
CAT40/ ER32	08B587532IC	03B587532
CAT40/ ER40	08B587540IC	03B587540
CAT50/ ER16	08B587516IC	03B587516UM
CAT50/ ER25	08B587525IC	03B587525
CAT50/ ER32	01B58753206	03B587532
CAT50/ ER40	08B587540IC	03B587540

Spare Parts

For Taper/ size	Nut	Plug	Stop screw
		 1x	
CAT40/ ER16	5533050-06	564301701	19BS567510
CAT40/ ER25	5533050-02	564301701	19BS567518
CAT40/ ER32	5533050-03	564301701	19BS567522
CAT40/ ER40	5533050-04	564301701	19BS567528
CAT50/ ER16	5533050-06	564301702	19BS567510
CAT50/ ER25	5533050-02	564301702	19BS567518
CAT50/ ER32	5533050-03	564301702	19BS567522
CAT50/ ER40	5533050-04	564301702	19BS567528

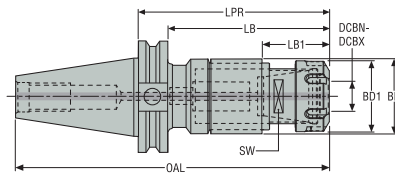
- Guide
- HSK-A
- HSK-E
- DIN
- BT JIS
- CAT
- Combimaster
- Graflex
- Seco-Capto™
- Others
- Operating & setting accessories
- Shrinkfit

TCER 5867 – Tapping chucks for synchronized tapping, with micro-compensation – Inch

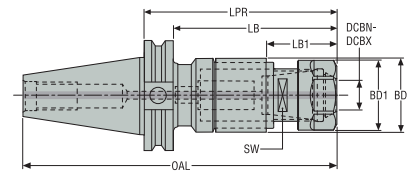
CAT / ASME B5.50-2009-AD



Design 1



Design 2



- Maximum coolant pressure 80 bar/ 1160 psi
- For ER tapping collets with square drive, see page(s) 406, 407-408
- For TCER 5867 sealing rings, see page(s) 409, 410
- For ISO attribute explanation, see page 12

Designation	Item number	CTMS	CTWS	DCBN	DCBX	LPR	LB	LB1	BD	BD1	OAL	SW	Design	RFID hole	Balancing	Weight
						<i>Inch</i>	<i>Inch</i>	<i>Inch</i>	<i>Inch</i>	<i>Inch</i>	<i>Inch</i>	<i>Inch</i>				<i>lbs</i>
E2622586720102	03131168	CAT40 AD	ER 20	M4	M12	3.827	3.079	1.390	1.339	1.378	6.514	0.866	1	0	-	2.870
E2622586725122	03131169	CAT40 AD	ER 25	M8	M20	4.591	3.839	1.461	1.654	1.732	7.278	1.102	2	0	-	3.530
E2624586720106	03131170	CAT50 AD	ER 20	M4	M12	3.984	3.236	1.390	1.339	1.378	7.984	0.866	1	0	-	6.610
E2624586725126	03131171	CAT50 AD	ER 25	M8	M20	4.748	3.996	1.461	1.654	1.732	8.748	1.102	2	0	-	7.500
E2624586740155	03131172	CAT50 AD	ER 40	M16	M33	5.890	5.130	1.835	2.480	2.441	9.890	1.559	2	0	-	10.580

Accessories

For size	Locking key	Seal nut	Socket	Spanner	Spanner 1	Torque key
ER 20			-		-	-
ER 25			03ER042		03BR042	03DYD020200
ER 40			03ER063		03BR063	03DYD020200

Spare Parts

For size	Nut
ER 20	
ER 25	5533050-08
ER 40	5533050-02
	5533050-04



CAT TF

The Seco range of rotating holders allows you to get the most out of both your machine and tool by offering a comprehensive array of solutions to connect them. The range covers all standard workpiece side connections, as well as Seco's unique connections. **CAT-V TF** brings a better accuracy and is ideal for long tools.

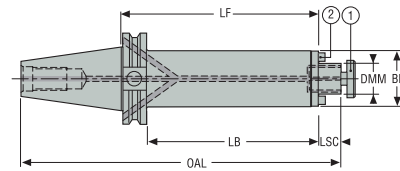
- Steadyline, vibration damping shell mill holders
- Shell mill holders, with through coolant channels
- Side lock holders, Weldon
- Shrinkfit holders
- High precision collet chucks
- Power milling chucks
- ER collet chucks

SMK 5555 – Steadyline®, vibration damping shell mill holders – Inch

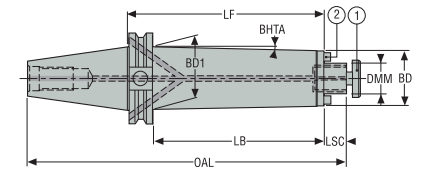
CAT TF / ASME B5.50-2009-ADB



Design 1 (5555)



Design 2 (5556)



- Direct run-out 5 µm maximum
- For ISO attribute explanation, see page 12

Spare parts:
1 = Bolt
2 = Tenon/Screw

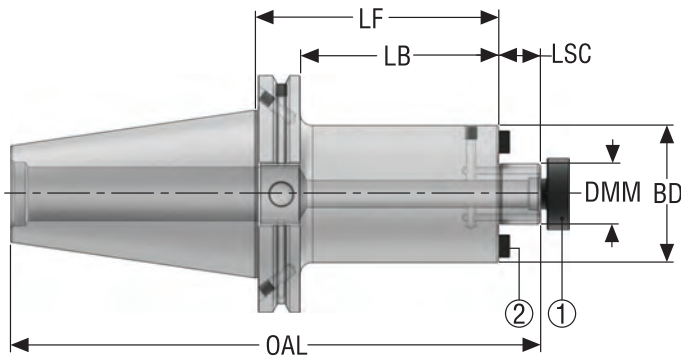
Designation	Item number	CTMS	DMM	LF	BD	BD1	OAL	LB	LSC	Design	BHTA°	RFID hole	Balancing	Weight
			<i>Inch</i>	<i>Inch</i>	<i>Inch</i>	<i>Inch</i>	<i>Inch</i>	<i>Inch</i>	<i>Inch</i>					<i>lbs</i>
E26425556075900	02964301	CAT40 TF ADB	0.750	9.000	1.811	2.541	12.382	8.248	0.689	2	2,7	1	PB	9.920
E26445555075750	02926887	CAT50 TF ADB	0.750	7.500	1.750	1.750	12.195	6.748	0.689	1	0,0	1	PB	11.020
E26445556075900	02998686	CAT50 TF ADB	0.750	9.000	1.811	2.520	13.695	8.248	0.689	2	2,6	1	PB	14.550
E26445555100900	02998685	CAT50 TF ADB	1.000	9.000	2.250	2.250	13.695	8.248	0.689	1	0,0	1	PB	16.530
E26445556100C00	02926888	CAT50 TF ADB	1.000	12.000	2.250	3.000	16.695	11.250	0.689	2	1,8	1	PB	24.250

Spare Parts

For	Bolt	Screw	Sealing Screws	Tenon
E26425556075900	58211905	950D0312	950A0406	16C2080712A
E26445555075750	58211905	950D0312	950A0606	16C2080712A
E26445555100900	58212540	951D0416	950A0606	16C2091014A
E26445556075900	58211905	950D0312	950A0606	16C2080712A
E26445556100C00	58212540	951D0416	950A0606	16C2091014A

CAT TF / ASME B5.50-2009-ADB

SM – Shell mill holders, with through coolant channels – Inch



Spare parts:
1 = Bolt
2 = Tenon/Screw

- Direct run-out 8 µm maximum
- For ISO attribute explanation, see page 12

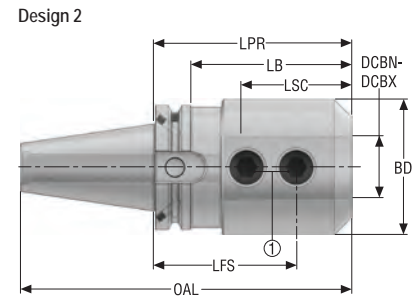
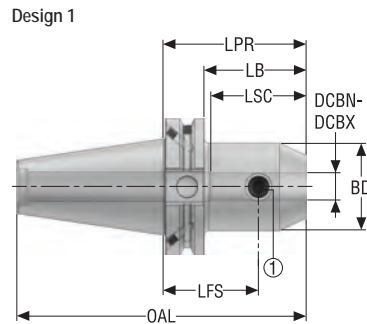
Designation	Item number	CTMS	DMM	LF	BD	OAL	LB	LSC	RFID hole	Balancing	Weight
			<i>Inch</i>	<i>Inch</i>	<i>Inch</i>	<i>Inch</i>	<i>Inch</i>	<i>Inch</i>			lbs
CAT40TFADB-SM0.750-4.000-L1	10008257	CAT40 TF ADB	0.750	4.000	1.750	7.374	3.250	0.687	1	PB	4.190
CAT40TFADB-SM1.000-4.000-L1	10008258	CAT40 TF ADB	1.000	4.000	2.250	7.374	3.250	0.687	1	PB	5.950
CAT40TFADB-SM1.250-4.000-L1	10008260	CAT40 TF ADB	1.250	4.000	2.750	7.374	3.250	0.687	1	PB	7.280
CAT40TFADB-SM1.500-4.000-L1	10008261	CAT40 TF ADB	1.500	4.000	3.500	7.624	3.250	0.937	1	PB	10.580
CAT50TFADB-SM0.750-4.000-L1	10008262	CAT50 TF ADB	0.750	4.000	1.750	8.687	3.250	0.687	1	PB	7.940
CAT50TFADB-SM1.000-4.000-L1	10008263	CAT50 TF ADB	1.000	4.000	2.250	8.687	3.250	0.687	1	PB	9.920
CAT50TFADB-SM1.250-4.000-L1	10008264	CAT50 TF ADB	1.250	4.000	2.750	8.687	3.250	0.687	1	PB	11.460
CAT50TFADB-SM1.500-4.000-L1	10008265	CAT50 TF ADB	1.500	4.000	3.500	8.937	3.250	0.937	1	PB	15.210
CAT50TFADB-SM2.000-4.000-L1	10008266	CAT50 TF ADB	2.000	4.000	4.882	8.937	3.250	0.937	1	PB	22.050

Spare Parts

For	Bolt	Plug	Screw
		1x	
CAT40TFADB-SM0.750-4.000-L1	58281905	564301701	950DNF037100
CAT40TFADB-SM1.000-4.000-L1	58282540	564301701	950DNF050125
CAT40TFADB-SM1.250-4.000-L1	58283175	564301701	950DNF062125
CAT40TFADB-SM1.500-4.000-L1	58283810	564301701	58283810A
CAT50TFADB-SM0.750-4.000-L1	58281905	564301702	950DNF037100
CAT50TFADB-SM1.000-4.000-L1	58282540	564301702	950DNF050125
CAT50TFADB-SM1.250-4.000-L1	58283175	564301702	950DNF062125
CAT50TFADB-SM1.500-4.000-L1	58283810	564301702	58283810A
CAT50TFADB-SM2.000-4.000-L1	58285080	564301702	-

EM – Side lock holders, Weldon – Inch

CAT TF / ASME B5.50-2009-ADB



• For ISO attribute explanation, see page 12

Spare parts:
1 = Locking screw

Designation	Item number	CTMS	DCBN-DCBX	LPR	LB	LSC	BD	OAL	LFS	Design	RFID hole	Balancing	Weight
			<i>Inch</i>	<i>Inch</i>	<i>Inch</i>	<i>Inch</i>	<i>Inch</i>	<i>Inch</i>	<i>Inch</i>				<i>lbs</i>
CAT40TFADB-EM0.500-2.620	10008198	CAT40 TF ADB	0.500	2.581	1.870	1.750	1.594	5.307	1.745	1	1	PB	2.650
CAT40TFADB-EM0.625-3.000	10008199	CAT40 TF ADB	0.625	3.000	2.250	1.870	1.850	5.687	2.062	1	1	PB	3.310
CAT40TFADB-EM0.750-3.000	10008200	CAT40 TF ADB	0.750	3.000	2.250	2.008	1.980	5.687	2.000	1	1	PB	3.530
CAT40TFADB-EM1.000-4.000	10008201	CAT40 TF ADB	1.000	4.000	3.250	2.244	2.480	6.687	2.875	2	1	PB	5.290
CAT40TFADB-EM1.250-4.000	10008202	CAT40 TF ADB	1.250	4.000	3.250	2.244	2.728	6.687	2.875	2	1	PB	5.730
CAT50TFADB-EM0.500-4.620	10008203	CAT50 TF ADB	0.500	4.620	3.870	1.750	1.594	8.620	3.745	1	1	PB	7.500
CAT50TFADB-EM0.625-5.750	10008204	CAT50 TF ADB	0.625	5.750	5.000	1.870	1.850	9.750	4.812	1	1	PB	8.820
CAT50TFADB-EM0.750-2.620	10008205	CAT50 TF ADB	0.750	2.620	1.870	2.000	1.980	6.620	1.620	1	1	PB	6.830
CAT50TFADB-EM0.750-4.000	10008206	CAT50 TF ADB	0.750	4.000	3.250	2.000	1.980	8.000	3.000	1	1	PB	7.940
CAT50TFADB-EM1.000-4.000	10008207	CAT50 TF ADB	1.000	4.000	3.368	2.244	2.480	8.000	2.875	2	1	PB	9.040
CAT50TFADB-EM1.250-4.000	10008208	CAT50 TF ADB	1.250	4.000	3.250	2.244	2.730	8.000	2.875	2	1	PB	9.700
CAT50TFADB-EM1.500-4.000	10008209	CAT50 TF ADB	1.500	4.000	3.250	2.618	3.480	8.000	2.500	2	1	PB	12.130
CAT50TFADB-EM2.000-5.620	10008210	CAT50 TF ADB	2.000	5.625	4.875	3.189	3.980	9.625	4.219	2	1	PB	18.520

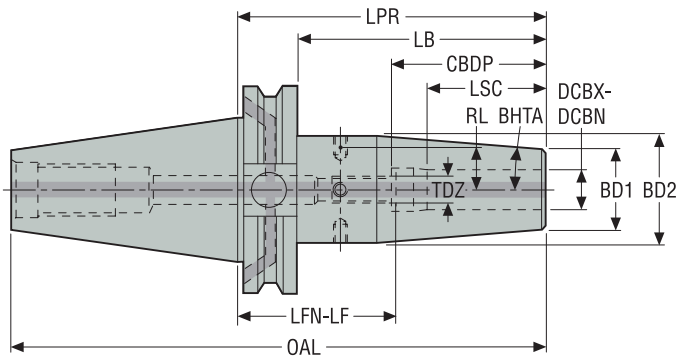
Spare Parts

For DCBX	Locking screw
0.500	951CNP043038
0.625	951CNP056044
0.750	951CNP062050
1.000	951CNP075062
1.250	951CNP075062
1.500	951CNP075062
2.000	951CNS100087



CAT TF / ASME B5.50-2009-ADB

SFD 5603 – Shrinkfit holders – Metric / Inch



- Run-out $\leq 3 \mu\text{m}$
- Delivered with one stop screw
- For Shrinkfit extensions, see page(s) 367-368
- For ISO attribute explanation, see page 12



Designation	Item number	CTMS	DCBN-DCBX		LPR	LB	CDBP	LSC	BD1	BD2	OAL	LFN	LF	RL	TDZ	BHTA°	RFID hole	Balancing	Weight
			mm Inch	mm Inch															
E264256030695	02998704	CAT40 TF ADB	6,0 0.236	95,0 3.740	75,9 2.988	37,5 1.476	22,0 0.866	21,0 0.827	27,0 1.063	163,4 6.433	59,0 2.323	73,0 2.874	10,5 0.413	M5x0.8	4,5	1	G2.5	1,2 2.650	
E264256030895	02998705	CAT40 TF ADB	8,0 0.315	95,0 3.740	75,9 2.988	37,5 1.476	26,0 1.024	21,0 0.827	27,0 1.063	163,4 6.433	59,0 2.323	69,0 2.717	10,5 0.413	M6x1	4,5	1	G2.5	1,2 2.650	
E264256031095	02998706	CAT40 TF ADB	10,0 0.394	95,0 3.740	75,9 2.988	42,5 1.673	31,0 1.220	24,0 0.945	32,0 1.260	163,4 6.433	54,0 2.126	64,0 2.520	13,0 0.512	M8x1	4,5	1	G2.5	1,3 2.870	
E264256031295	02998707	CAT40 TF ADB	12,0 0.472	95,0 3.740	75,9 2.988	47,5 1.870	34,0 1.339	24,0 0.945	32,0 1.260	163,4 6.433	49,0 1.929	61,0 2.402	13,0 0.512	M10x1	4,5	1	G2.5	1,2 2.650	
E264256031695	02998708	CAT40 TF ADB	16,0 0.630	95,0 3.740	75,9 2.988	50,5 1.988	39,0 1.535	27,0 1.063	34,0 1.339	163,4 6.433	46,0 1.811	56,0 2.205	14,0 0.551	M12x1	4,5	1	G2.5	1,3 2.870	
E264256032095	02998709	CAT40 TF ADB	20,0 0.787	95,0 3.740	75,9 2.988	52,5 2.067	41,0 1.614	33,0 1.299	42,0 1.654	163,4 6.433	44,0 1.732	54,0 2.126	18,0 0.709	M16x1	4,5	1	G2.5	1,4 3.090	
E2644560308100	02998711	CAT50 TF ADB	8,0 0.315	100,0 3.937	80,9 3.185	37,5 1.476	26,0 1.024	21,0 0.827	27,0 1.063	201,75 7.943	64,0 2.520	74,0 2.913	10,5 0.413	M6x1	4,5	1	G2.5	3,0 6.610	
E2644560310100	02998713	CAT50 TF ADB	10,0 0.394	100,0 3.937	80,9 3.185	42,5 1.673	31,0 1.220	24,0 0.945	32,0 1.260	201,75 7.943	59,0 2.323	69,0 2.717	13,0 0.512	M8x1	4,5	1	G2.5	3,1 6.830	
E2644560312100	02998714	CAT50 TF ADB	12,0 0.472	100,0 3.937	80,9 3.185	47,5 1.870	34,0 1.339	24,0 0.945	32,0 1.260	201,75 7.943	54,0 2.126	66,0 2.598	13,0 0.512	M10x1	4,5	1	G2.5	3,1 6.830	
E2644560316100	02998715	CAT50 TF ADB	16,0 0.630	100,0 3.937	80,9 3.185	50,5 1.988	39,0 1.535	27,0 1.063	34,0 1.339	201,75 7.943	51,0 2.008	61,0 2.402	14,0 0.551	M12x1	4,5	1	G2.5	3,1 6.830	
E2644560320100	02998716	CAT50 TF ADB	20,0 0.787	100,25 3.947	81,15 3.195	52,5 2.067	41,0 1.614	33,0 1.299	42,0 1.654	202,0 7.953	49,25 1.939	59,25 2.333	18,0 0.709	M16x1	4,5	1	G2.5	3,3 7.280	
E2644560325100	02998717	CAT50 TF ADB	25,0 0.984	100,0 3.937	80,9 3.185	58,5 2.303	47,0 1.850	44,0 1.732	53,0 2.087	201,75 7.943	43,0 1.693	53,0 2.087	23,5 0.925	M16x1	4,5	1	G2.5	3,7 8.160	

Accessories

For	Balancing screws
All	90ZQ01

Guide
HSK-A
HSK-E
DIN
BT JIS
CAT
Combimaster
Grafflex
Seco-Capto™
Others
Operating & setting accessories
Shrinkfit

Spare Parts

Guide	For Taper/ DCBN-DCBX		Sealing Screws	Stop screw
				
HSK-A	CAT40	6/ 0.236	950A0406	19BDR12165
	CAT40	8/ 0.315	950A0406	19BDR08165
	CAT40	10/ 0.394	950A0406	19BDR12165
	CAT40	12/ 0.472	950A0406	19BDR05165
HSK-E	CAT40	16/ 0.630	950A0406	19BDR12165
	CAT40	20/ 0.787	950A0406	19BDR16165
	CAT50	8/ 0.315	950A0606	19BDR06165
	CAT50	10/ 0.394	950A0606	19BDR08165
	CAT50	12/ 0.472	950A0606	19BDR10165
DIN	CAT50	16/ 0.630	950A0606	19BDR12165
	CAT50	20/ 0.787-25/ 0.984	950A0606	19BDR16165

Guide

HSK-A

HSK-E

DIN

BT JIS

CAT

Combimaster

Graflex

Seco-Capto™

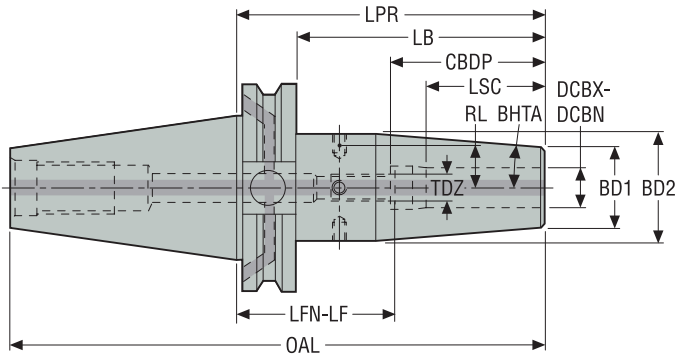
Others

Operating & set-
ting accessories

Shrinkfit

CAT TF / ASME B5.50-2009-ADB

SFD 5603 – Shrinkfit holders – Inch



- Run-out $\leq 3 \mu\text{m}$
- Delivered with one stop screw
- For Shrinkfit extensions, see page(s) 367-368
- For ISO attribute explanation, see page 12

Designation	Item number	CTMS	DCBN-DCBX	LPR	LB	CBDP	LSC	BD1	BD2	OAL	LFN	LF	RL	TDZ	BHTA°	RFID hole	Balancing	Weight
			<i>Inch</i>	<i>Inch</i>	<i>Inch</i>	<i>Inch</i>	<i>Inch</i>	<i>Inch</i>	<i>Inch</i>	<i>Inch</i>	<i>Inch</i>	<i>Inch</i>	<i>Inch</i>					lbs
E26425603025375	02999165	CAT40 TF ADB	0.250	3.750	2.998	1.476	0.866	0.827	1.063	6.443	2.333	2.884	0.413	M5x0.8	4,5	1	G2.5	2.650
E26425603037375	02999166	CAT40 TF ADB	0.375	3.750	2.998	1.673	1.220	0.945	1.260	6.443	2.136	2.530	0.512	M8x1	4,5	1	G2.5	2.870
E26425603050375	02999167	CAT40 TF ADB	0.500	3.750	2.998	1.791	1.339	0.945	1.260	6.443	2.018	2.411	0.512	M10x1	4,5	1	G2.5	2.650
E26445603037400	02998688	CAT50 TF ADB	0.375	4.000	3.248	1.673	1.220	0.945	1.260	8.006	2.386	2.780	0.512	M8x1	4,5	1	G2.5	6.830
E26445603050400	02998689	CAT50 TF ADB	0.500	4.000	3.248	1.791	1.339	0.945	1.260	8.006	2.268	2.661	0.512	M10x1	4,5	1	G2.5	6.830
E26445603062400	02998690	CAT50 TF ADB	0.625	4.000	3.248	1.988	1.535	1.063	1.339	8.006	2.071	2.465	0.551	M12x1	4,5	1	G2.5	6.830
E26445603075400	02998691	CAT50 TF ADB	0.750	4.000	3.248	2.067	1.614	1.299	1.654	8.006	1.992	2.386	0.709	M16x1	4,5	1	G2.5	7.280
E26445603100400	02998692	CAT50 TF ADB	1.000	4.000	3.248	2.303	1.850	1.732	2.087	8.006	1.756	2.150	0.925	M16x1	4,5	1	G2.5	8.160

Accessories

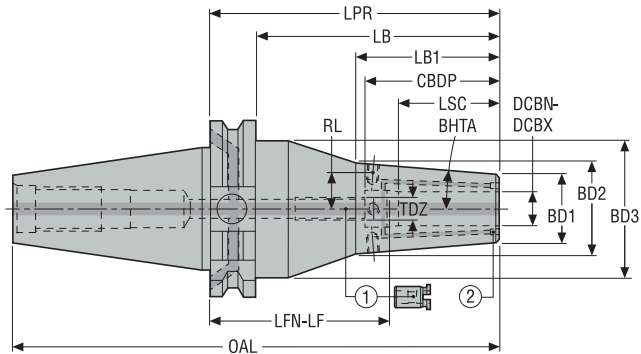
For	Balancing screws
All	90ZQ01

Spare Parts

For DCBN-DCBX/ LPR	Sealing Screws	Stop screw
CAT40/ 0.250	950A0406	19BDR05165
CAT40/ 0.375	950A0406	19BDR08165
CAT40/ 0.500	950A0406	19BDR10165
CAT50/ 0.375	950A0606	19BDR08165
CAT50/ 0.500	950A0606	19BDR10165
CAT50/ 0.625	950A0606	19BDR12165
CAT50/ 0.750-1.000	950A0606	19BDR16165

SFR 5600 – Shrinkfit holders, reinforced – Metric / Inch

CAT TF / ASME B5.50-1994-ADB



- Run-out $\leq 3 \mu\text{m}$
- With coolant supply channels towards the tool (plugged)
- Delivered with one stop screw
- For ISO attribute explanation, see page 12

Spare parts:
1 = Stop screw
2 = Sealing plugs

Designation	Item number	CTMS	DCBN-DCBX		LPR	LB	LB1	CBDP	LSC	BD1	BD2	BD3	OAL	LFN	LF	RL	TDZ	BHTA°	RFID hole	Balancing	Weight
			mm	Inch																	
E254256001275	02904790	CAT40 TF ADB	12,0 0.472	75,0 2.953	55,9 2.201	40,0 1.575	47,5 1.870	34,0 1.339	27,0 1.063	35,2 1.385	44,45 1.750	143,4 5.646	29,0 1.142	41,0 1.614	13,5 0.531	M10x1	4,5	1	G2.5	1,3 2.870	
E254256001680	02904791	CAT40 TF ADB	16,0 0.630	80,0 3.150	60,9 2.398	45,0 1.772	50,5 1.988	39,0 1.535	33,0 1.299	42,1 1.659	44,45 1.750	148,4 5.843	31,0 1.220	41,0 1.614	17,0 0.669	M12x1	4,5	1	G2.5	1,4 3.090	
E254256002080	02904792	CAT40 TF ADB	20,0 0.787	80,0 3.150	60,9 2.398	45,0 1.772	50,5 1.988	41,0 1.614	44,0 1.732	53,1 2.092	44,45 1.750	148,4 5.843	29,0 1.142	39,0 1.535	21,5 0.846	M16x1	4,5	1	G2.5	1,5 3.310	
E254456001285	02904793	CAT50 TF ADB	12,0 0.472	85,0 3.346	65,9 2.594	50,0 1.969	47,5 1.870	34,0 1.339	27,0 1.063	35,2 1.385	69,95 2.754	186,75 7.352	39,0 1.535	51,0 2.008	13,5 0.531	M10x1	4,5	1	G2.5	3,4 7.500	
E254456001685	02904794	CAT50 TF ADB	16,0 0.630	85,0 3.346	65,9 2.594	50,0 1.969	50,5 1.988	39,0 1.535	33,0 1.299	42,1 1.659	69,95 2.754	186,75 7.352	36,0 1.417	46,0 1.811	17,0 0.669	M12x1	4,5	1	G2.5	3,5 7.720	
E254456002090	02904795	CAT50 TF ADB	20,0 0.787	90,0 3.543	70,9 2.791	55,0 2.165	52,5 2.067	41,0 1.614	44,0 1.732	53,1 2.092	69,95 2.754	191,75 7.549	39,0 1.535	49,0 1.929	21,5 0.846	M16x1	4,5	1	G2.5	3,8 8.380	

Accessories

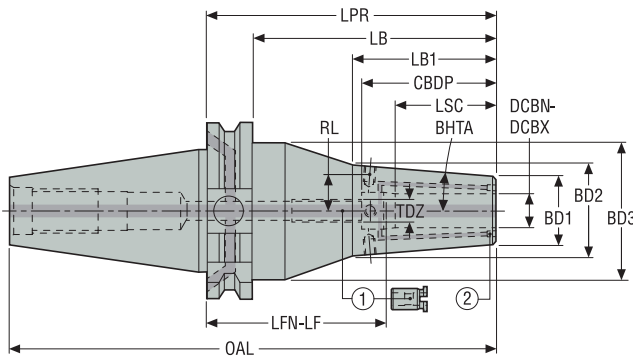
For	Balancing screws
All	90ZQ01

Spare Parts

For	Sealing plugs	Sealing Screws	Stop screw
E254256001275	90AI03	950A0406	19BDR10165
E254256001680	90AI03	950A0406	19BDR12165
E254256002080	90AI03	950A0406	19BDR16165
E254456001285	90AI03	950A0606	19BDR10165
E254456001685	90AI03	950A0606	19BDR12165
E254456002090	90AI03	950A0606	19BDR16165

CAT TF / ASME B5.50-1994-ADB

SFR 5600 – Shrinkfit holders, reinforced – Inch



Spare parts:
1 = Stop screw
2 = Sealing plugs

- Run-out $\leq 3 \mu\text{m}$
- With coolant supply channels towards the tool (plugged)
- Delivered with one stop screw
- For ISO attribute explanation, see page 12

Designation	Item number	CTMS	DCBN-DCBX	LPR	LB	LB1	CDBP	LSC	BD1	BD2	BD3	OAL	LFN	LF	RL	TDZ	BHTA°	RFID hole	Balancing	Weight
			<i>Inch</i>	<i>Inch</i>	<i>Inch</i>	<i>Inch</i>	<i>Inch</i>	<i>Inch</i>	<i>Inch</i>	<i>Inch</i>	<i>Inch</i>	<i>Inch</i>	<i>Inch</i>	<i>Inch</i>	<i>Inch</i>					<i>lbs</i>
E25425600050287	02904847	CAT40 TF ADB	0.500	2.874	2.122	1.496	1.870	1.339	1.063	1.385	1.750	5.567	1.063	1.535	0.531	M10x1	4,5	1	G2.5	2.650
E25425600062300	02904848	CAT40 TF ADB	0.625	3.000	2.248	1.622	1.988	1.535	1.299	1.659	1.750	5.693	1.071	1.465	0.669	M12x1	4,5	1	G2.5	2.870
E25425600075312	02904849	CAT40 TF ADB	0.750	3.125	2.373	1.747	2.067	1.614	1.732	2.092	1.750	5.818	1.117	1.511	0.846	M16x1	4,5	1	G2.5	3.530
E25445600050325	02904850	CAT50 TF ADB	0.500	3.252	2.500	1.874	1.870	1.339	1.063	1.385	2.754	7.258	1.441	1.913	0.531	M10x1	4,5	1	G2.5	7.500
E25445600062325	02904851	CAT50 TF ADB	0.625	3.252	2.500	1.874	1.988	1.535	1.299	1.659	2.754	7.258	1.323	1.717	0.669	M12x1	4,5	1	G2.5	7.720
E25445600075350	02904852	CAT50 TF ADB	0.750	3.500	2.748	2.122	2.067	1.614	1.732	2.092	2.754	7.506	1.492	1.886	0.846	M16x1	4,5	1	G2.5	8.380
E25445600100400	02904853	CAT50 TF ADB	1.000	4.000	3.248	2.622	2.303	1.850	1.890	2.249	2.754	8.006	1.756	2.150	0.984	M16x1	4,5	1	G2.5	9.040
E25445600125400	02904854	CAT50 TF ADB	1.250	4.000	3.248	2.622	2.461	2.008	1.890	2.249	2.754	8.006	1.598	1.992	0.984	M16x1	4,5	1	G2.5	8.600

Accessories

For	Balancing screws
All	90ZC01

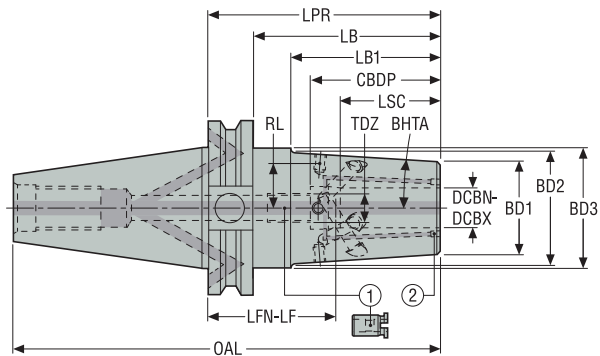
Spare Parts

For Taper/ DCBN-DCBX	Sealing plugs	Sealing Screws	Stop screw
CAT40/ 0.500	90AI03	950A0406	19BDR10165
CAT40/ 0.625	90AI03	950A0406	19BDR12165
CAT40/ 0.750	90AI04	950A0406	19BDR16165
CAT50/ 0.500	90AI03	950A0606	19BDR10165
CAT50/ 0.625	90AI03	950A0606	19BDR12165
CAT50/ 0.750-1.250	90AI04	950A0606	19BDR16165

Guide
 HSK-A
 HSK-E
 DIN
 BT JIS
 CAT
 Combimaster
 Graflex
 Seco-Capto™
 Others
 Operating & setting accessories
 Shrinkfit

SFR 5600 – Shrinkfit holders, reinforced – Metric / Inch

CAT TF / ASME B5.50-1994-ADB



- Run-out $\leq 3 \mu\text{m}$
- With coolant supply channels towards the tool (plugged)
- Delivered with one stop screw installed
- For ISO attribute explanation, see page 12

Spare parts:
1 = Stop screw
2 = Sealing plugs

Designation	Item number	CTMS	DCBN-DCBX	LPR	LB	LB1	CBDP	LSC	BD1	BD2	BD3	OAL	LFN	LF	RL	TDZ	BHTA°	RFID hole	Balancing	Weight
			mm	mm	mm	mm	mm	mm	mm	mm	mm	mm	mm	mm	mm	mm	mm			kg
			Inch	Inch	Inch	Inch	Inch	Inch	Inch	Inch	Inch	Inch	Inch	Inch	Inch	Inch	Inch			lbs
E254256001275P	02881496	CAT40 TF ADB	12,0 0.472	65,0 2.559	45,9 1.807	40,0 1.575	47,5 1.870	34,0 1.339	27,0 1.063	34,3 1.350	44,45 1.750	133,4 5.252	19,0 0.748	29,0 1.142	13,5 0.531	M10x1	4,5	1	G2.5	1,3 2.870
E254256001680P	02881497	CAT40 TF ADB	16,0 0.630	65,0 2.559	45,9 1.807	45,0 1.772	50,5 1.988	39,0 1.535	33,0 1.299	40,3 1.587	44,45 1.750	133,4 5.252	16,0 0.630	26,0 1.024	17,0 0.669	M12x1	4,5	1	G2.5	1,4 3.090
E254256002080P	02881498	CAT40 TF ADB	20,0 0.787	65,0 2.559	45,9 1.807	45,0 1.772	50,5 1.988	39,0 1.535	33,0 1.299	40,3 1.587	44,45 1.750	133,4 5.252	16,0 0.630	26,0 1.024	21,5 0.846	M16x1	4,5	1	G2.5	1,5 3.310
E254456001285P	02881500	CAT50 TF ADB	12,0 0.472	85,0 3.346	66,0 2.598	50,0 1.969	47,5 1.870	34,0 1.339	27,0 1.063	34,9 1.374	69,95 2.754	186,75 7.352	34,0 1.339	44,0 1.732	13,5 0.531	M10x1	4,5	1	G2.5	3,4 7.500
E254456001685P	02881501	CAT50 TF ADB	16,0 0.630	85,0 3.346	66,0 2.598	50,0 1.969	50,5 1.988	39,0 1.535	33,0 1.299	40,9 1.610	69,95 2.754	186,75 7.352	31,0 1.220	41,0 1.614	17,0 0.669	M12x1	4,5	1	G2.5	3,5 7.720
E254456002090P	02881502	CAT50 TF ADB	20,0 0.787	90,0 3.543	80,9 3.185	55,0 2.165	52,5 2.067	41,0 1.614	44,0 1.732	52,7 2.075	69,95 2.754	191,75 7.549	29,0 1.142	39,0 1.535	21,5 0.846	M16x1	4,5	1	G2.5	3,8 8.380

Accessories

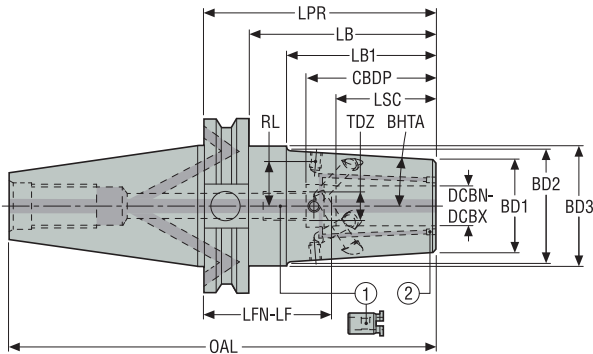
For	Balancing screws
All	90ZQ01

Spare Parts

For	Sealing plugs	Sealing screws	Stop screw
E254256001275P	90AI03	950A0406	-
E254256001680P	90AI03	950A0406	-
E254256002080P	90AI04	950A0406	19BDR16165
E254456001285P	90AI03	950A0606	-
E254456001685P	90AI03	950A0606	-
E254456002090P	90AI04	950A0606	19BDR16165

CAT TF / ASME B5.50-1994-ADB

SFR 5600 – Shrinkfit holders, reinforced – Inch



Spare parts:
1 = Stop screw
2 = Sealing plugs

- Run-out $\leq 3 \mu\text{m}$
- With coolant supply channels towards the tool (plugged)
- Delivered with one stop screw installed
- For ISO attribute explanation, see page 12

Designation	Item number	CTMS	DCBN-DCBX	LPR	LB	LB1	CBDP	LSC	BD1	BD2	BD3	OAL	LFN	LF	RL	TDZ	BHTA°	RFID hole	Balancing	Weight
			Inch	Inch	Inch	Inch	Inch	Inch	Inch	Inch	Inch	Inch	Inch	Inch	Inch					lbs
E25425600050287P	02882324	CAT40 TF ADB	0.500	2.500	1.807	1.496	1.870	1.339	1.063	1.350	1.750	5.193	0.748	1.142	0.531	M10x1	4,5	1	G2.5	2.310
E25425600062300P	02882325	CAT40 TF ADB	0.625	2.500	1.807	1.622	1.988	1.535	1.299	1.587	1.750	5.193	0.630	1.024	0.669	M12x1	4,5	1	G2.5	2.430
E25425600075312P	02882326	CAT40 TF ADB	0.750	2.500	1.807	1.747	1.988	1.535	1.299	1.587	1.750	5.193	0.630	1.024	0.886	M16x1	4,5	1	G2.5	2.800
E25445600050325P	02882333	CAT50 TF ADB	0.500	3.125	2.398	1.874	1.870	1.339	1.063	1.441	2.754	7.129	1.339	1.732	0.531	M10x1	4,5	1	G2.5	6.500
E25445600062325P	02882334	CAT50 TF ADB	0.625	3.125	2.398	1.874	1.988	1.535	1.299	1.677	2.754	7.129	1.220	1.614	0.669	M12x1	4,5	1	G2.5	6.720
E25445600075350P	02882335	CAT50 TF ADB	0.750	3.125	3.185	2.122	2.067	1.614	1.732	2.110	2.754	7.129	1.142	1.535	0.886	M16x1	4,5	1	G2.5	7.190
E25445600100400P	02882336	CAT50 TF ADB	1.000	4.000	3.250	2.622	2.303	1.850	1.890	2.303	2.754	8.006	1.299	1.693	0.984	M16x1	4,5	1	G2.5	9.040
E25445600125400P	02882337	CAT50 TF ADB	1.250	4.000	3.248	2.622	2.461	2.008	1.890	2.303	2.754	8.006	1.142	1.535	0.984	M16x1	4,5	1	G2.5	8.600

Accessories

For	Balancing screws
All	90ZQ01

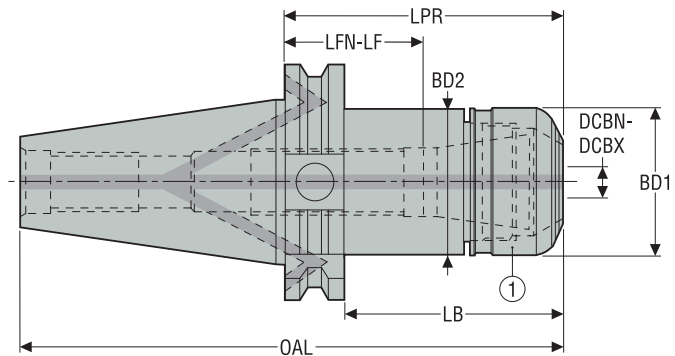
Spare Parts

For Taper/ DCBN-DCBX	Sealing plugs	Sealing Screws	Stop screw
CAT40/ 0.500	90AI03	950A0406	19BDR10165
CAT40/ 0.625	90AI03	950A0406	-
CAT40/ 0.750	90AI04	950A0406	19BDR16165
CAT50/ 0.500-0.625	90AI03	950A0606	-
CAT50/ 0.750-1.250	90AI04	950A0606	19BDR16165

Guide
HSK-A
HSK-E
DIN
BT JIS
CAT
Combimaster
Graflex
Seco-Capto™
Others
Operating & setting accessories
Shrinkfit

ERHP 5672 – High precision collet chucks – Inch

CAT TF / ASME B5.50-2009-ADB



- Run-out 3 µm maximum at 3 x ØDCBN-DCBX
- For ER HP collets type 5672, see page(s) 394, 395, 396-402
- For ISO attribute explanation, see page 12

Spare parts:
1 = Nut

Designation	Item number	CTMS	DCBN	DCBX	CTWS	LPR	BD2	BD1	OAL	LB	LFN	LF	RFID hole	Balancing	Weight
			<i>Inch</i>	<i>Inch</i>		<i>Inch</i>	<i>Inch</i>	<i>Inch</i>	<i>Inch</i>	<i>Inch</i>	<i>Inch</i>	<i>Inch</i>			<i>lbs</i>
E2642567211100	02998724	CAT40 TF ADB	0.020	0.276	HP 11	3.937	0.630	0.630	6.630	3.185	2.520	3.228	1	G2.5	2.200
E2642567216160	02998725	CAT40 TF ADB	0.020	0.394	HP 16	6.299	1.181	1.181	8.992	5.547	5.079	5.118	1	G2.5	3.310
E2642567225160	02998726	CAT40 TF ADB	0.039	0.630	HP 25	6.299	1.575	1.575	8.992	5.547	4.094	4.803	1	G2.5	4.190
E2644567216160	02998727	CAT50 TF ADB	0.020	0.394	HP 16	6.299	1.181	1.181	10.305	5.547	5.079	5.118	1	G2.5	7.280
E2644567232160	02998728	CAT50 TF ADB	0.079	0.787	HP 32	6.299	1.969	1.969	10.305	5.547	4.094	4.252	1	G2.5	9.700

Accessories

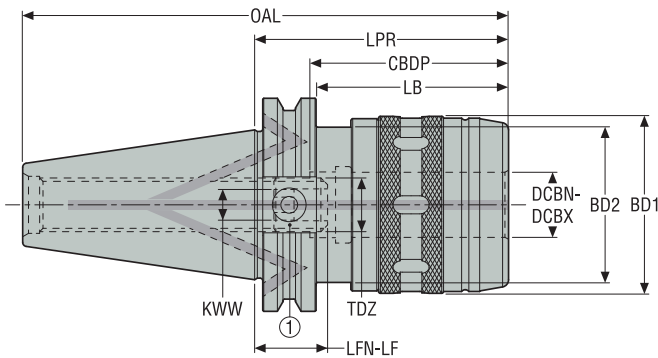
For	Socket	Spanner	Stop screw	Torque key
E2642567211100	03ER016	03BR016	19B5870812P1	03DYD010100
E2642567216160	03ER030B	03BR030	19B58711	03DYD010100B
E2642567225160	03ER040	03BR040	19B58718	03DYD020200
E2644567216160	03ER030B	03BR030	19B58711	03DYD010100B
E2644567232160	03ER050	03BR050	19B58722	03DYD020200

Spare Parts

For	Nut	Sealing Screws
E2642567211100	08B567211	950A0406
E2642567216160	08B567216	950A0406
E2642567225160	08B567225	950A0406
E2644567216160	08B567216	950A0606
E2644567232160	08B567232	950A0606

CAT TF / ASME B5.50-1994-ADB

PMC – Power milling chucks – Inch



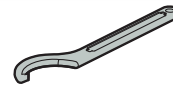
Spare parts:
1 = Stop screw

- For reduction sleeves, see page(s) 390-391
- For 'Stop screws for through coolant', see page(s) 392-393
- For ISO attribute explanation, see page 12

Designation	Item number	CTMS	DCBN-DCBX	OAL	LPR	LB	CBDP	BD1	BD2	LFN	LF	KWW	TDZ	RFID hole	Balancing	Weight
			<i>Inch</i>	<i>Inch</i>	<i>Inch</i>	<i>Inch</i>	<i>Inch</i>	<i>Inch</i>	<i>Inch</i>	<i>Inch</i>	<i>Inch</i>					lbs
CAT40TFADB-PMC0.750-3.000	03211219	CAT40 TF ADB	0.750	5.693	3.000	2.250	2.480	1.929	1.750	0.520	0.717	0,31	UNF 5/8"	1	PB	3.090
CAT40TFADB-PMC1.250-4.250	03211220	CAT50 TF ADB	1.250	6.943	4.250	1.560	3.540	2.638	1.750	1.100	1.297	0,31	UNF 5/8"	1	PB	5.070
CAT50TFADB-PMC1.250-3.250	03211221	CAT50 TF ADB	1.250	7.256	3.250	2.500	3.540	2.756	2.750	0.100	0.197	0,31	UNF 5/8"	1	PB	8.380

Accessories

For	Spanner
CAT40TFADB-PMC0.750-3.000	03BPMC20
CAT40TFADB-PMC1.250-4.250	03BPMC32
CAT50TFADB-PMC1.250-3.250	03BPMC32



Spare Parts

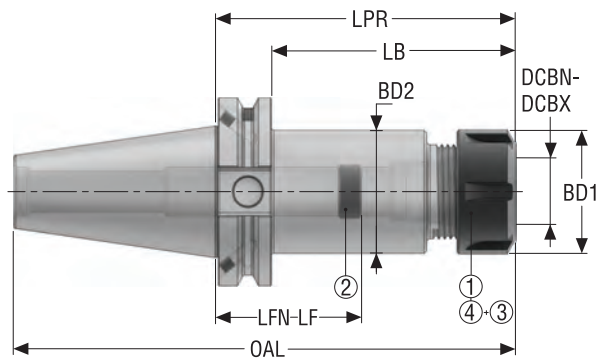
For	Extractor for reduction sleeves	Sealing Screws	Stop screw
CAT40TFADB-PMC0.750-3.000	03EXTPMC	950A0406	19BEPMC02
CAT40TFADB-PMC1.250-4.250	03EXTPMC	950A0406	19BEPMC02
CAT50TFADB-PMC1.250-3.250	03EXTPMC	950A0606	19BEPMC02



Guide
 HSK-A
 HSK-E
 DIN
 BT JIS
 CAT
 Combimaster
 Graflex
 Seco-Capto™
 Others
 Operating & setting accessories
 Shrinkfit

ER 5675 – ER collet chucks – Metric / Inch

CAT TF / ASME B5.50-2009-ADB



- Run-out 12 µm maximum at 3 x ØDCBN-DCBX
- For ER sealing rings, see page(s) 409, 410
- For ISO attribute explanation, see page 12

Accessories:
3 = Sealing ring
4 = Sealing nut

Spare parts:
1 = Nut
2 = Stop screw

Designation	Item number	CTMS	DCBN	DCBX	CTWS	LPR	BD2	BD1	OAL	LB	LFN	LF	RFID hole	Balancing	Weight
			mm Inch	mm Inch		mm Inch	mm Inch	mm Inch	mm Inch	mm Inch	mm Inch	mm Inch			
CAT40TFADB-ER16-4.000	10008238	CAT40 TF ADB	0,5 0.020	10,0 0.394	ER 16	101,6 4.000	-	-	169,85 6.687	82,55 3.250	11,6 0.457	67,6 2.661	1	PB	1,2 2.650
CAT40TFADB-ER25-4.000	10008239	CAT40 TF ADB	1,0 0.039	16,0 0.630	ER 25	101,6 4.000	-	-	169,85 6.687	82,55 3.250	1,6 0.063	59,6 2.346	1	PB	1,4 3.090
CAT40TFADB-ER32-4.000	10008240	CAT40 TF ADB	2,0 0.079	20,0 0.787	ER 32	101,6 4.000	-	-	169,85 6.687	82,55 3.250	1,6 0.063	52,6 2.071	1	PB	1,7 3.750
CAT50TFADB-ER32-6.000	10008241	CAT50 TF ADB	2,0 0.079	20,0 0.787	ER 32	152,4 6.000	-	-	254,0 10.000	133,35 5.250	52,4 2.063	104,4 4.110	1	PB	4,0 8.820
CAT50TFADB-ER40-4.000	10008242	CAT50 TF ADB	3,0 0.118	26,0 1.024	ER 40	101,6 4.000	-	-	203,2 8.000	82,55 3.250	-18,4 -0.724	46,6 1.835	1	PB	3,8 8.380

Accessories

For	Seal nut	Spanner
CAT40TFADB-ER16-4.000	08B587516IC	03B587516UM
CAT40TFADB-ER25-4.000	08B587525IC	03B587525
CAT40TFADB-ER32-4.000	08B587532IC	03B587532
CAT50TFADB-ER32-6.000	08B587532IC	03B587532
CAT50TFADB-ER40-4.000	08B587540IC	03B587540

Spare Parts

For	Nut	Plug	Stop screw
CAT40TFADB-ER16-4.000	5533050-06	564301701	19BS567510
CAT40TFADB-ER25-4.000	5533050-02	564301701	19BS567518
CAT40TFADB-ER32-4.000	5533050-03	564301701	19BS567522
CAT50TFADB-ER32-6.000	5533050-03	564301702	19BS567522
CAT50TFADB-ER40-4.000	5533050-04	564301702	19BS567512



Combimaster

Poorly designed holders can't provide the rigidity, stability or precision needed for optimized milling strategies and, subsequently, superior performance. Maximize these factors for fully secure milling processes with the expanded line of **Combimaster™** holders.

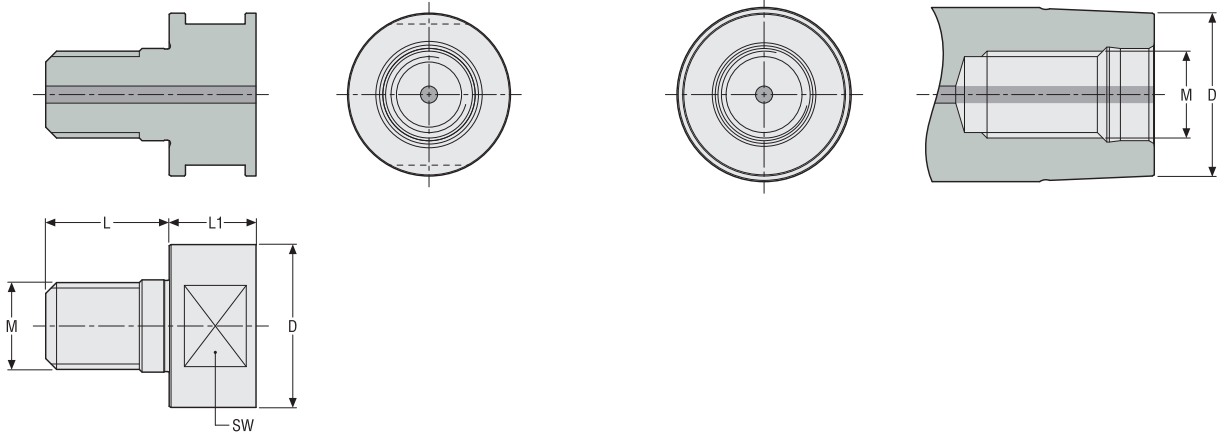
- Combimaster with different taper backends
- Shrinkfit holders
- Steadyline solutions
- Intermediates to cover extensions and reducers

Combimaster, norm dimensions

Combimaster

Machine side

Workpiece side



Machine side catalogue designation	Hole for RFID carrier*	L	L1	D	M	SW
		mm <i>Inch</i>	mm <i>Inch</i>	mm <i>Inch</i>	mm <i>Inch</i>	mm <i>Inch</i>
M6	No	13,5 <i>0.531</i>	9 <i>0.354</i>	11 <i>0.433</i>	6 <i>0.236</i>	9 <i>0.354</i>
M8	No	17,75 <i>0.699</i>	11 <i>0.433</i>	13,5 <i>0.531</i>	8 <i>0.315</i>	11 <i>0.433</i>
M10	No	18,75 <i>0.738</i>	13 <i>0.512</i>	18,5 <i>0.728</i>	10 <i>0.394</i>	15 <i>0.591</i>
M12	No	21,75 <i>0.856</i>	15 <i>0.591</i>	23 <i>0.906</i>	12 <i>0.472</i>	19 <i>0.748</i>
M16	No	22,75 <i>0.896</i>	16 <i>0.630</i>	30 <i>1.181</i>	16 <i>0.630</i>	26 <i>1.024</i>
M20	No	27 <i>1.063</i>	18 <i>0.709</i>	36,5 <i>1.437</i>	20 <i>0.787</i>	32 <i>1.260</i>

Workpiece side catalogue designation	Hole for RFID carrier*	D	M
		mm <i>Inch</i>	mm <i>Inch</i>
M6	No	11 <i>0.433</i>	6 <i>0.236</i>
M8	No	13,5 <i>0.531</i>	8 <i>0.315</i>
M10	No	18,5 <i>0.728</i>	10 <i>0.394</i>
M12	No	23 <i>0.906</i>	12 <i>0.472</i>
M16	No	30 <i>1.181</i>	16 <i>0.630</i>
M20	No	36,5 <i>1.437</i>	20 <i>0.787</i>

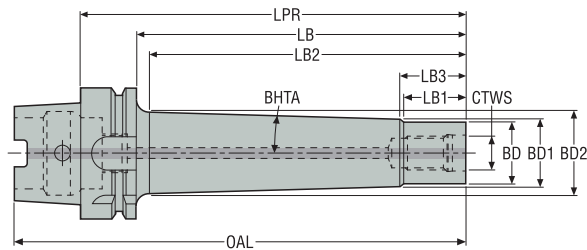
Note: These machine side and workpiece side dimensions are applied to all the holders shown in the Product pages.

* No hole for RFID carriers

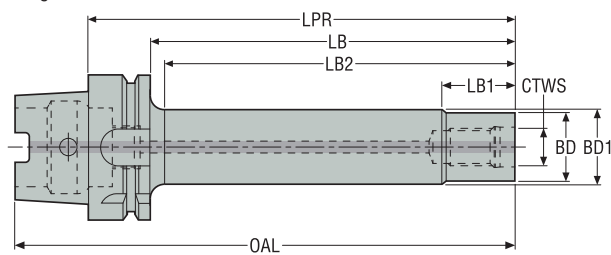
HSK-A/ ISO12164-1-HSK-A

MK K820-K821 – Steadyliner® vibration damping Combimaster arbors – Metric / Inch

Design 1



Design 2



- For HSK sealing plugs, coolant tubes and tube spanners, see page(s) 376
- For ISO attribute explanation, see page 12

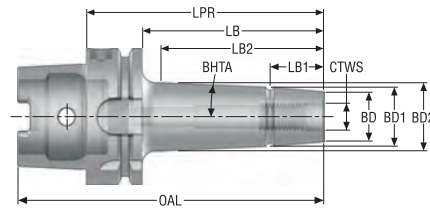
Designation	Item number	CTMS	CTWS	LPR	LB	LB2	LB1	BD	BD2	BD1	OAL	BHTA°	Design	Max. RPM	RFID hole	Balancing	Weight
				mm Inch	mm Inch	mm Inch	mm Inch	mm Inch	mm Inch	mm Inch	mm Inch	mm Inch					
E9304K82010185	02904472	HSK-A63	M10	185,0 7.283	159,0 6.260	154,2 6.071	20,0 0.787	18,5 0.728	36,6 1.441	24,0 0.945	217,0 8.543	2,75	1	12000	1	PB	1,51 3.330
E9304K82012185	02904473	HSK-A63	M12	185,0 7.283	159,0 6.260	154,24 6.072	20,0 0.787	23,0 0.906	42,01 1.654	30,0 1.181	217,0 8.543	2,75	1	12000	1	PB	1,9 4.190
E9304K82016235	02904476	HSK-A63	M16	235,0 9.252	193,0 7.598	190,55 7.502	20,0 0.787	30,0 1.181	53,0 2.087	37,0 1.457	267,0 10.512	2,75	1	8000	1	PB	3,5 7.720
E9304K82116160	02904474	HSK-A63	M16	160,0 6.299	134,0 5.276	129,0 5.079	22,0 0.866	30,0 1.181	-	30,5 1.201	192,0 7.559	-	2	10000	1	PB	1,4 3.090
E9304K82020235	03029798	HSK-A63	M20	235,0 9.252	193,0 7.598	186,4 7.339	24,5 0.965	36,5 1.437	60,1 2.366	45,0 1.772	267,0 10.512	2,75	1	8000	1	PB	4,3 9.480
HSKA63-M20-160-K	03308049	HSK-A63	M20	160,0 6.299	134,0 5.276	131,0 5.157	31,0 1.220	36,5 1.437	-	37,0 1.457	192,0 7.559	-	2	8000	1	PB	2,1 4.630
E9306K82012235	02904477	HSK-A100	M12	235,0 9.252	206,0 8.110	201,24 7.923	20,0 0.787	23,0 0.906	46,56 1.833	30,0 1.181	285,0 11.220	2,75	1	8000	1	PB	4,0 8.820
E9306K82016235	02904479	HSK-A100	M16	235,0 9.252	206,0 8.110	201,24 7.923	20,0 0.787	30,0 1.181	54,03 2.127	37,0 1.457	285,0 11.220	2,75	1	8000	1	PB	4,78 10.540
E9306K82016285	02904480	HSK-A100	M16	285,0 11.220	256,0 10.079	251,24 9.891	20,0 0.787	30,0 1.181	58,83 2.316	37,0 1.457	335,0 13.189	2,75	1	6000	1	PB	5,86 12.920
E9306K82116185	02904478	HSK-A100	M16	185,0 7.283	156,0 6.142	151,0 5.945	22,0 0.866	30,0 1.181	-	30,5 1.201	235,0 9.252	-	2	8000	1	PB	2,91 6.420
E9306K82020235	03029804	HSK-A100	M20	235,0 9.252	206,0 8.110	201,2 7.921	24,5 0.965	36,5 1.437	61,6 2.425	45,0 1.772	285,0 11.220	2,75	1	8000	1	PB	5,7 12.570
E9306K82020285	03029803	HSK-A100	M20	285,0 11.220	256,0 10.079	251,2 9.890	24,5 0.965	36,5 1.437	66,4 2.614	45,0 1.772	335,0 13.189	2,75	1	6000	1	PB	7,2 15.870
HSKA100-M20-185-K	03308052	HSK-A100	M20	185,0 7.283	156,0 6.142	151,0 5.945	31,0 1.220	36,5 1.437	-	37,0 1.457	235,0 9.252	-	2	8000	1	PB	3,9 8.600
HSKA125-M16-185-K	03229658	HSK-A125	M16	185,0 7.283	156,0 6.142	130,0 5.118	22,0 0.866	30,0 1.181	-	30,5 1.201	248,0 9.764	-	2	8000	1	PB	4,5 9.920
HSKA125-M20-225-K	03229662	HSK-A125	M20	225,0 8.858	196,0 7.717	176,0 6.929	31,0 1.220	36,5 1.437	-	37,0 1.457	288,0 11.339	-	2	8000	1	PB	5,3 11.680

M 5820-5821 – HSK-A to Combimaster arbors – Metric / Inch

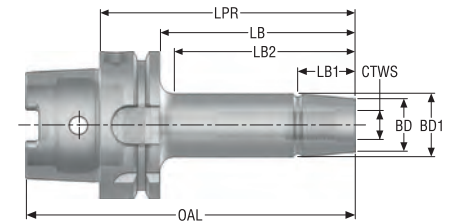
HSK-A/ ISO12164-1-HSK-A



Design 1



Design 2



- For HSK sealing plugs, coolant tubes and tube spanners, see page(s) 376
- For ISO attribute explanation, see page 12

Designation	Item number	CTMS	CTWS	LPR	LB	LB2	LB1	BD	BD2	BD1	OAL	BHTA°	Design	RFID hole	Balancing	Weight
				mm Inch	mm Inch	mm Inch	mm Inch	mm Inch	mm Inch	mm Inch	mm Inch					kg lbs
E930458200660	02643801	HSK-A63	M6	60,0 2.362	34,0 1.339	25,0 0.984	10,0 0.394	11,0 0.433	14,5 0.571	11,7 0.461	92,0 3.622	5,3	1	1	G6.3	0,7 1.540
E930458200860	02438495	HSK-A63	M8	60,0 2.362	34,0 1.339	25,0 0.984	10,0 0.394	13,5 0.531	18,5 0.728	15,7 0.618	92,0 3.622	5,3	1	1	G6.3	0,7 1.540
E930458200885	02438497	HSK-A63	M8	85,0 3.346	59,0 2.323	50,0 1.969	15,0 0.591	13,5 0.531	20,0 0.787	15,7 0.618	117,0 4.606	3,5	1	1	G6.3	0,8 1.760
E930458201060	02444885	HSK-A63	M10	60,0 2.362	34,0 1.339	25,0 0.984	10,0 0.394	18,5 0.728	23,0 0.906	19,7 0.776	92,0 3.622	6,3	1	1	G6.3	0,8 1.760
E930458201085	02444889	HSK-A63	M10	85,0 3.346	59,0 2.323	50,0 1.969	15,0 0.591	18,5 0.728	24,5 0.965	19,7 0.776	117,0 4.606	3,9	1	1	G6.3	0,8 1.760
E9304582010135	02438500	HSK-A63	M10	135,0 5.315	109,0 4.291	100,0 3.937	20,0 0.787	18,5 0.728	27,5 1.083	19,7 0.776	167,0 6.575	2,8	1	1	G6.3	1,0 2.200
E930458211060	02444948	HSK-A63	M10	60,0 2.362	34,0 1.339	25,0 0.984	10,0 0.394	18,5 0.728	18,5 0.728	18,5 0.728	92,0 3.622	-	2	1	G6.3	0,7 1.540
E930458201260	02444905	HSK-A63	M12	60,0 2.362	34,0 1.339	25,0 0.984	10,0 0.394	23,0 0.906	28,5 1.122	24,7 0.972	92,0 3.622	7,2	1	1	G6.3	0,8 1.760
E930458201285	02444907	HSK-A63	M12	85,0 3.346	59,0 2.323	50,0 1.969	20,0 0.787	23,0 0.906	30,0 1.181	24,7 0.972	117,0 4.606	5,0	1	1	G6.3	0,9 1.980
E9304582012110	02444894	HSK-A63	M12	110,0 4.331	84,0 3.307	75,0 2.953	25,0 0.984	23,0 0.906	31,5 1.240	24,7 0.972	142,0 5.591	3,9	1	1	G6.3	1,0 2.200
E9304582012135	02444903	HSK-A63	M12	135,0 5.315	109,0 4.291	100,0 3.937	30,0 1.181	23,0 0.906	33,0 1.299	24,7 0.972	167,0 6.575	3,4	1	1	G6.3	1,2 2.650
E930458211260	02444950	HSK-A63	M12	60,0 2.362	34,0 1.339	25,0 0.984	10,0 0.394	23,0 0.906	23,5 0.925	23,5 0.925	92,0 3.622	-	2	1	G6.3	0,8 1.760
E930458211285	02444953	HSK-A63	M12	85,0 3.346	59,0 2.323	50,0 1.969	20,0 0.787	23,0 0.906	23,5 0.925	23,5 0.925	117,0 4.606	-	2	1	G6.3	0,8 1.760
E930458201660	02444942	HSK-A63	M16	60,0 2.362	34,0 1.339	25,0 0.984	10,0 0.394	30,0 1.181	35,5 1.398	31,7 1.248	92,0 3.622	6,9	1	1	G6.3	0,9 1.980
E930458201685	02444944	HSK-A63	M16	85,0 3.346	59,0 2.323	50,0 1.969	20,0 0.787	30,0 1.181	37,0 1.457	31,7 1.248	117,0 4.606	5,0	1	1	G6.3	1,1 2.430
E9304582016110	02444908	HSK-A63	M16	110,0 4.331	84,0 3.307	75,0 2.953	25,0 0.984	30,0 1.181	38,5 1.516	31,7 1.248	142,0 5.591	3,9	1	1	G6.3	1,2 2.650
E9304582016135	02444910	HSK-A63	M16	135,0 5.315	109,0 4.291	100,0 3.937	30,0 1.181	30,0 1.181	40,0 1.575	31,7 1.248	167,0 6.575	3,4	1	1	G6.3	1,4 3.090
E9304582016185	02444912	HSK-A63	M16	185,0 7.283	159,0 6.260	150,0 5.906	35,0 1.378	30,0 1.181	50,0 1.969	31,7 1.248	217,0 8.543	4,5	1	1	G6.3	2,1 4.630
E930458211685	02438506	HSK-A63	M16	85,0 3.346	59,0 2.323	50,0 1.969	20,0 0.787	30,0 1.181	30,5 1.201	30,5 1.201	117,0 4.606	-	2	1	G6.3	1,0 2.200
E9304582116110	02438507	HSK-A63	M16	110,0 4.331	84,0 3.307	77,0 3.031	25,0 0.984	30,0 1.181	30,5 1.201	30,5 1.201	142,0 5.591	-	2	1	G6.3	1,1 2.430
E9304582116135	02438508	HSK-A63	M16	135,0 5.315	109,0 4.291	100,0 3.937	30,0 1.181	30,0 1.181	30,5 1.201	30,5 1.201	167,0 6.575	-	2	1	G6.3	1,2 2.650
E930458202065	02971293	HSK-A63	M20	65,0 2.559	39,0 1.535	30,0 1.181	10,0 0.394	36,5 1.437	44,5 1.752	37,5 1.476	97,0 3.819	6,4	1	1	G6.3	1,0 2.200

Designation	Item number	CTMS	CTWS	LPR	LB	LB2	LB1	BD	BD2	BD1	OAL	BHTA°	Design	RFID hole	Balancing	Weight
				mm Inch	mm Inch	mm Inch	mm Inch	mm Inch	mm Inch	mm Inch	mm Inch					kg lbs
E9304582120110	02971294	HSK-A63	M20	110,0 4.331	84,0 3.307	75,0 2.953	25,0 0.984	36,5 1.437	-	37,0 1.457	142,0 5.591	-	2	1	G6.3	1,2 2.650
HSKA63-M20-085	03308047	HSK-A63	M20	85,0 3.346	59,0 2.323	50,0 1.969	20,0 0.787	36,5 1.437	-	37,0 1.457	117,0 4.606	-	2	1	PB	1,1 2.430
HSKA63-M20-135	03308048	HSK-A63	M20	135,0 5.315	109,0 4.291	100,0 3.937	30,0 1.181	36,5 1.437	-	37,0 1.457	167,0 6.575	-	2	1	G6.3	1,4 3.090
HSKA63-M20-185	03308050	HSK-A63	M20	185,0 7.283	159,0 6.260	150,0 5.906	35,0 1.378	36,5 1.437	-	37,0 1.457	217,0 8.543	-	2	1	G6.3	1,8 3.970
E930658201085	02445323	HSK-A100	M10	85,0 3.346	56,0 2.205	50,0 1.969	15,0 0.591	18,5 0.728	27,0 1.063	19,7 0.776	135,0 5.315	7,6	1	1	G6.3	2,2 4.850
E930658201285	02445356	HSK-A100	M12	85,0 3.346	56,0 2.205	50,0 1.969	20,0 0.787	23,0 0.906	35,0 1.378	24,7 0.972	135,0 5.315	9,7	1	1	G6.3	2,3 5.070
E9306582012110	02445326	HSK-A100	M12	110,0 4.331	81,0 3.189	75,0 2.953	25,0 0.984	23,0 0.906	38,0 1.496	24,7 0.972	160,0 6.299	7,6	1	1	G6.3	2,4 5.290
E9306582012135	02445329	HSK-A100	M12	135,0 5.315	106,0 4.173	100,0 3.937	30,0 1.181	23,0 0.906	41,0 1.614	24,7 0.972	185,0 7.283	6,6	1	1	G6.3	2,6 5.730
E9306582012185	02445333	HSK-A100	M12	185,0 7.283	156,0 6.142	150,0 5.906	30,0 1.181	23,0 0.906	42,5 1.673	24,7 0.972	235,0 9.252	4,2	1	1	G6.3	2,9 6.390
E930658201685	02445390	HSK-A100	M16	85,0 3.346	56,0 2.205	50,0 1.969	20,0 0.787	30,0 1.181	42,5 1.673	31,7 1.248	135,0 5.315	10,2	1	1	G6.3	2,4 5.290
E9306582016135	02445366	HSK-A100	M16	135,0 5.315	106,0 4.173	100,0 3.937	30,0 1.181	30,0 1.181	49,0 1.929	31,7 1.248	185,0 7.283	7,0	1	1	G6.3	2,9 6.390
E9306582016185	02445388	HSK-A100	M16	185,0 7.283	156,0 6.142	150,0 5.906	35,0 1.378	30,0 1.181	50,0 1.969	31,7 1.248	235,0 9.252	4,5	1	1	G6.3	3,3 7.280
E9306582016235	02445389	HSK-A100	M16	235,0 9.252	206,0 8.110	200,0 7.874	35,0 1.378	30,0 1.181	55,0 2.165	31,7 1.248	285,0 11.220	4,0	1	1	G6.3	4,1 9.040
E9306582020135	02928179	HSK-A100	M20	135,0 5.315	106,0 4.173	100,0 3.937	30,0 1.181	36,5 1.437	54,5 2.146	37,5 1.476	185,0 7.283	6,9	1	1	G6.3	3,1 6.830
HSKA100-M20-085	03308051	HSK-A100	M20	85,0 3.346	56,0 2.205	50,0 1.969	20,0 0.787	36,5 1.437	-	37,0 1.457	135,0 5.315	-	2	1	G6.3	2,4 5.290
HSKA125-M16-085	03229655	HSK-A125	M16	85,0 3.346	56,0 2.205	35,0 1.378	20,0 0.787	30,0 1.181	-	30,5 1.201	148,0 5.827	-	2	1	PB	3,6 7.940
HSKA125-M16-135	03229656	HSK-A125	M16	135,0 5.315	106,0 4.173	85,0 3.346	35,0 1.378	30,0 1.181	-	30,5 1.201	198,0 7.795	-	2	1	PB	3,9 8.600
HSKA125-M16-185-VF6	03240292	HSK-A125	M16	185,0 7.283	156,0 6.142	150,0 5.906	60,0 2.362	30,0 1.181	54,9 2.161	30,0 1.181	248,0 9.764	7,88	1	1	PB	4,6 10.140
HSKA125-M20-075	03229659	HSK-A125	M20	75,0 2.953	46,0 1.811	30,0 1.181	10,0 0.394	36,5 1.437	-	37,0 1.457	138,0 5.433	-	2	1	PB	3,7 8.160
HSKA125-M20-135	03229660	HSK-A125	M20	135,0 5.315	106,0 4.173	90,0 3.543	30,0 1.181	36,5 1.437	-	37,0 1.457	198,0 7.795	-	2	1	PB	4,1 9.040
HSKA125-M20-185-VF6	03240293	HSK-A125	M20	185,0 7.283	156,0 6.142	150,0 5.906	73,0 2.874	36,5 1.437	62,9 2.476	36,5 1.437	248,0 9.764	9,73	1	1	PB	5,0 11.020

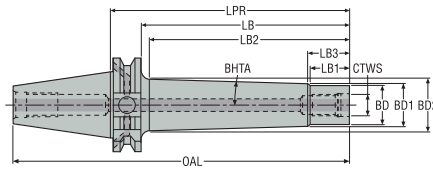
Guide
HSK-A
HSK-E
DIN
BT JIS
CAT
Combimaster
Graflex
Seco-Capto™
Others
Operating & setting accessories
Shrinkfit

MK K820-K821 – Steadyline® vibration damping Combimaster arbors – Metric / Inch

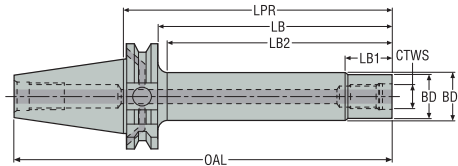
DIN 69871-ADB



Design 1



Design 2



• For ISO attribute explanation, see page 12

Designation	Item number	CTMS	CTWS	LPR	LB	LB2	LB1	BD	BD2	BD1	OAL	BHTA°	Design	Max. RPM	RFID hole	Balancing	Weight
				mm <i>Inch</i>	mm <i>Inch</i>	mm <i>Inch</i>	mm <i>Inch</i>	mm <i>Inch</i>	mm <i>Inch</i>	mm <i>Inch</i>	mm <i>Inch</i>						kg <i>lbs</i>
E3469K82012185	02904485	DIN40 ADB	M12	185,0 <i>7.283</i>	165,9 <i>6.531</i>	130,12 <i>5.123</i>	20,0 <i>0.787</i>	23,0 <i>0.906</i>	42,7 <i>1.681</i>	30,0 <i>1.181</i>	253,4 <i>9.976</i>	2,75	1	10000	1	PB	2,2 <i>4.850</i>
E3469K82116160	02904486	DIN40 ADB	M16	160,0 <i>6.299</i>	140,9 <i>5.547</i>	135,9 <i>5.350</i>	22,0 <i>0.866</i>	30,0 <i>1.181</i>	-	30,5 <i>1.201</i>	228,4 <i>8.992</i>	-	2	10000	1	PB	1,7 <i>3.750</i>
DIN40ADB-M20-160-K	03308042	DIN40 ADB	M20	160,0 <i>6.299</i>	140,9 <i>5.547</i>	137,9 <i>5.429</i>	31,0 <i>1.220</i>	36,5 <i>1.437</i>	-	37,0 <i>1.457</i>	228,4 <i>8.992</i>	-	2	8000	1	PB	2,1 <i>4.630</i>
E3471K82116185	02904490	DIN50 ADB	M16	185,0 <i>7.283</i>	165,9 <i>6.531</i>	160,9 <i>6.335</i>	22,0 <i>0.866</i>	30,0 <i>1.181</i>	-	30,5 <i>1.201</i>	286,75 <i>11.289</i>	-	2	10000	1	PB	3,5 <i>7.720</i>
DIN50ADB-M20-185-K	03308045	DIN50 ADB	M20	185,0 <i>7.283</i>	165,9 <i>6.531</i>	160,9 <i>6.335</i>	31,0 <i>1.220</i>	36,5 <i>1.437</i>	-	37,0 <i>1.457</i>	286,75 <i>11.289</i>	-	2	8000	1	PB	4,6 <i>10.140</i>

Spare Parts

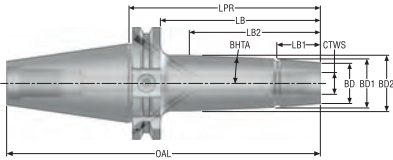
For Taper	Sealing Screws
DIN40	950A0406
DIN50	950A0606



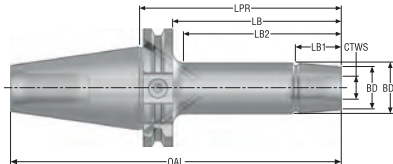
DIN 69871-ADB

M 5820-5821 – DIN 69871 to Combimaster arbors – Metric / Inch

Design 1



Design 2



• For ISO attribute explanation, see page 12

Designation	Item number	CTMS	CTWS	LPR	LB	LB2	LB1	BD	BD2	BD1	OAL	BHTA°	Design	RFID hole	Balancing	Weight
				mm Inch	mm Inch	mm Inch	mm Inch	mm Inch	mm Inch	mm Inch	mm Inch					
DIN40ADB-M20-060-V	03308039	DIN40 ADB	M20	60,0 2.362	40,9 1.610	25,0 0.984	10,0 0.394	36,5 1.437	44,0 1.732	37,0 1.457	128,4 5.055	12,23	1	1	G6.3	1,1 2.430
E346958212085	02971302	DIN40 ADB	M20	85,0 3.346	65,9 2.594	60,0 2.362	20,0 0.787	36,5 1.437	-	37,0 1.457	153,4 6.039	-	2	1	G6.3	1,2 2.650
DIN40ADB-M20-110	03308040	DIN40 ADB	M20	110,0 4.331	90,9 3.579	75,0 2.953	25,0 0.984	36,5 1.437	-	37,0 1.457	178,4 7.024	-	2	1	G6.3	1,4 3.090
DIN40ADB-M20-135	03308041	DIN40 ADB	M20	135,0 5.315	115,9 4.563	100,0 3.937	30,0 1.181	36,5 1.437	-	37,0 1.457	203,4 8.008	-	2	1	G6.3	1,6 3.530
DIN40ADB-M20-185	03308043	DIN40 ADB	M20	185,0 7.283	165,9 6.531	150,0 5.906	35,0 1.378	36,5 1.437	-	37,0 1.457	253,4 9.976	-	2	1	G6.3	2,0 4.410
E347158202095	02971303	DIN50 ADB	M20	95,0 3.740	75,9 2.988	65,0 2.559	25,0 0.984	36,5 1.437	50,5 1.988	37,5 1.476	196,75 7.746	9,3	1	1	G6.3	3,2 7.050
DIN50ADB-M20-145	03308044	DIN50 ADB	M20	145,0 5.709	125,9 4.957	100,0 3.937	30,0 1.181	36,5 1.437	-	37,0 1.457	246,75 9.715	-	2	1	G6.3	3,5 7.720
DIN50ADB-M20-295-V	03308046	DIN50 ADB	M20	295,0 11.614	275,9 10.862	250,0 9.843	35,0 1.378	36,5 1.437	68,0 2.677	37,0 1.457	396,75 15.620	4,06	1	1	G6.3	7,2 15.870

Spare Parts

For Taper

Sealing Screws



DIN40

950A0406

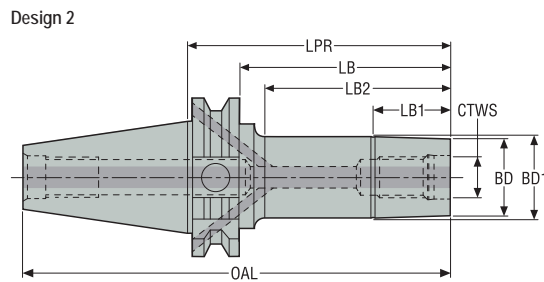
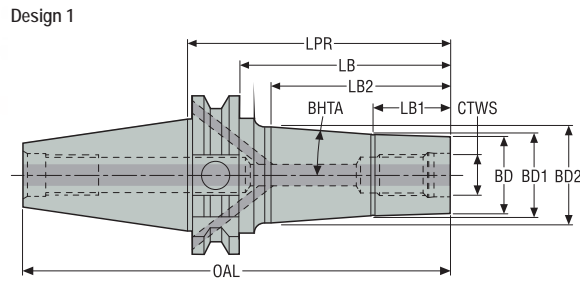
DIN50

950A0606

M 5820-5821 – Combimaster arbors – Metric / Inch

DIN/CAT (Combined)

Guide
HSK-A
HSK-E
DIN
BT JIS
CAT
Combimaster
Grafiflex
Seco-Capto™
Others
Operating & setting accessories
Shrinkfit



• For ISO attribute explanation, see page 12

Designation	Item number	CTMS	CTWS	LPR	LB	LB2	LB1	BD	BD2	BD1	OAL	BHTA°	Design	RFID hole	Balancing	Weight
				mm	mm	mm	mm	mm	mm	mm	mm					
				Inch	Inch	Inch	Inch	Inch	Inch	Inch	Inch					
E347658200660	02628844	DIN40 ADB/ CAT40	M6	60,0 2.362	41,0 1.614	25,0 0.984	10,0 0.394	11,0 0.433	14,5 0.571	11,7 0.461	128,4 5.055	5,3	1	1	G6.3	1,0 2.200
E347658200860	02438484	DIN40 ADB/ CAT40	M8	60,0 2.362	41,0 1.614	25,0 0.984	10,0 0.394	13,5 0.531	18,5 0.728	15,7 0.618	128,4 5.055	5,3	1	1	G6.3	1,0 2.200
E347658201040	02444577	DIN40 ADB/ CAT40	M10	40,0 1.575	21,0 0.827	5,0 0.197	5,0 0.197	18,5 0.728	-	19,7 0.776	108,4 4.268	6,8	1	1	G6.3	1,0 2.200
E347658201060	02444588	DIN40 ADB/ CAT40	M10	60,0 2.362	41,0 1.614	25,0 0.984	10,0 0.394	18,5 0.728	23,0 0.906	19,7 0.776	128,4 5.055	6,3	1	1	G6.3	1,0 2.200
E347658201085	02444594	DIN40 ADB/ CAT40	M10	85,0 3.346	66,0 2.598	50,0 1.969	15,0 0.591	18,5 0.728	24,5 0.965	19,7 0.776	153,4 6.039	3,9	1	1	G6.3	1,1 2.430
E3476582010135	02438487	DIN40 ADB/ CAT40	M10	135,0 5.315	116,0 4.567	100,0 3.937	20,0 0.787	18,5 0.728	27,5 1.083	19,7 0.776	203,4 8.008	2,8	1	1	G6.3	1,3 2.870
E347658211060	02444670	DIN40 ADB/ CAT40	M10	60,0 2.362	41,0 1.614	25,0 0.984	10,0 0.394	18,5 0.728	-	18,5 0.728	128,4 5.055	-	2	1	G6.3	1,0 2.200
E347658201240	02444621	DIN40 ADB/ CAT40	M12	40,0 1.575	21,0 0.827	5,0 0.197	5,0 0.197	23,0 0.906	24,7 0.972	24,7 0.972	108,4 4.268	9,6	1	1	G6.3	1,0 2.200
E347658201260	02444623	DIN40 ADB/ CAT40	M12	60,0 2.362	41,0 1.614	25,0 0.984	10,0 0.394	23,0 0.906	28,5 1.122	24,7 0.972	128,4 5.055	7,2	1	1	G6.3	1,1 2.430
E347658201285	02444637	DIN40 ADB/ CAT40	M12	85,0 3.346	66,0 2.598	50,0 1.969	20,0 0.787	23,0 0.906	30,0 1.181	24,7 0.972	153,4 6.039	5,0	1	1	G6.3	1,2 2.650
E3476582012110	02444600	DIN40 ADB/ CAT40	M12	110,0 4.331	91,0 3.583	75,0 2.953	25,0 0.984	23,0 0.906	31,5 1.240	24,7 0.972	178,4 7.024	3,9	1	1	G6.3	1,3 2.870
E3476582012185	02438489	DIN40 ADB/ CAT40	M12	185,0 7.283	166,0 6.535	150,0 5.906	30,0 1.181	23,0 0.906	42,5 1.673	24,7 0.972	253,4 9.976	4,2	1	1	G6.3	1,8 3.970
E347658211260	02444672	DIN40 ADB/ CAT40	M12	60,0 2.362	41,0 1.614	25,0 0.984	10,0 0.394	23,0 0.906	-	23,5 0.925	128,4 5.055	-	2	1	G6.3	1,1 2.430
E347658211285	02444673	DIN40 ADB/ CAT40	M12	85,0 3.346	66,0 2.598	50,0 1.969	20,0 0.787	23,0 0.906	-	23,5 0.925	153,4 6.039	-	2	1	G6.3	1,1 2.430
E347658201640	02444659	DIN40 ADB/ CAT40	M16	40,0 1.575	21,0 0.827	5,0 0.197	5,0 0.197	30,0 1.181	31,7 1.248	31,7 1.248	108,4 4.268	9,6	1	1	G6.3	1,0 2.200
E347658201660	02444662	DIN40 ADB/ CAT40	M16	60,0 2.362	41,0 1.614	25,0 0.984	10,0 0.394	30,0 1.181	35,5 1.398	31,7 1.248	128,4 5.055	7,2	1	1	G6.3	1,1 2.430
E347658201685	02444664	DIN40 ADB/ CAT40	M16	85,0 3.346	66,0 2.598	50,0 1.969	20,0 0.787	30,0 1.181	37,0 1.457	31,7 1.248	153,4 6.039	5,0	1	1	G6.3	1,3 2.870

Designation	Item number	CTMS	CTWS	LPR	LB	LB2	LB1	BD	BD2	BD1	OAL	BHTA°	Design	RFID hole	Balancing	Weight
				mm Inch	mm Inch	mm Inch	mm Inch	mm Inch	mm Inch	mm Inch	mm Inch					
E3476582016110	02444650	DIN40 ADB/ CAT40	M16	110,0 4.331	91,0 3.583	75,0 2.953	25,0 0.984	30,0 1.181	38,5 1.516	31,7 1.248	178,4 7.024	3,9	1	1	G6.3	1,5 3.310
E3476582016135	02444652	DIN40 ADB/ CAT40	M16	135,0 5.315	116,0 4.567	100,0 3.937	30,0 1.181	30,0 1.181	40,5 1.594	31,7 1.248	203,4 8.008	3,6	1	1	G6.3	1,6 3.530
E3476582016185	02444656	DIN40 ADB/ CAT40	M16	185,0 7.283	166,0 6.535	150,0 5.906	35,0 1.378	30,0 1.181	43,5 1.713	31,7 1.248	253,4 9.976	2,9	1	1	G6.3	2,1 4.630
E347658211685	02438490	DIN40 ADB/ CAT40	M16	85,0 3.346	66,0 2.598	50,0 1.969	20,0 0.787	30,0 1.181	-	30,5 1.201	153,4 6.039	-	2	1	G6.3	1,2 2.650
E3476582116110	02438491	DIN40 ADB/ CAT40	M16	110,0 4.331	91,0 3.583	75,0 2.953	25,0 0.984	30,0 1.181	-	30,5 1.201	178,4 7.024	-	2	1	G6.3	1,3 2.870
E3476582116135	02438492	DIN40 ADB/ CAT40	M16	135,0 5.315	116,0 4.567	100,0 3.937	30,0 1.181	30,0 1.181	-	30,5 1.201	203,4 8.008	-	2	1	G6.3	1,5 3.310
E347858201295	02444754	DIN50 ADB/ CAT50	M12	95,0 3.740	76,0 2.992	50,0 1.969	20,0 0.787	23,0 0.906	35,0 1.378	24,7 0.972	196,7 7.744	9,7	1	1	G6.3	3,3 7.280
E3478582012145	02444725	DIN50 ADB/ CAT50	M12	145,0 5.709	126,0 4.961	100,0 3.937	30,0 1.181	23,0 0.906	41,0 1.614	24,7 0.972	246,7 9.713	6,6	1	1	G6.3	3,6 7.940
E3478582012195	02444726	DIN50 ADB/ CAT50	M12	195,0 7.677	176,0 6.929	150,0 5.906	30,0 1.181	23,0 0.906	42,5 1.673	24,7 0.972	296,7 11.681	4,2	1	1	G6.3	3,9 8.600
E3478582012245	02444732	DIN50 ADB/ CAT50	M12	245,0 9.646	226,0 8.898	200,0 7.874	30,0 1.181	23,0 0.906	47,5 1.870	24,7 0.972	346,7 13.650	3,8	1	1	G6.3	4,5 9.920
E347858201695	02444763	DIN50 ADB/ CAT50	M16	95,0 3.740	76,0 2.992	50,0 1.969	20,0 0.787	30,0 1.181	42,5 1.673	31,7 1.248	196,7 7.744	10,2	1	1	G6.3	3,4 7.500
E3478582016145	02444755	DIN50 ADB/ CAT50	M16	145,0 5.709	126,0 4.961	100,0 3.937	30,0 1.181	30,0 1.181	49,0 1.929	31,7 1.248	246,7 9.713	7,0	1	1	G6.3	4,1 9.040
E3478582016195	02444756	DIN50 ADB/ CAT50	M16	195,0 7.677	176,0 6.929	150,0 5.906	35,0 1.378	30,0 1.181	50,0 1.969	31,7 1.248	296,7 11.681	4,5	1	1	G6.3	4,6 10.140
E3478582016245	02444757	DIN50 ADB/ CAT50	M16	245,0 9.646	226,0 8.898	200,0 7.874	35,0 1.378	30,0 1.181	55,0 2.165	31,7 1.248	346,7 13.650	4,0	1	1	G6.3	5,0 11.020
E3478582016295	02444759	DIN50 ADB/ CAT50	M16	295,0 11.614	276,0 10.866	250,0 9.843	35,0 1.378	30,0 1.181	59,5 2.343	31,7 1.248	396,7 15.618	3,7	1	1	G6.3	5,8 12.790

Spare Parts

For Taper	Sealing Screws
DIN40	950A0406
DIN50	950A0606



Guide
HSK-A
HSK-E
DIN
BT JIS
CAT
Combimaster
Graflex
Seco-Capto™
Others
Operating & setting accessories
Shrinkfit

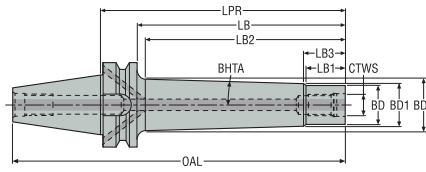
MK K820-K821 – Steadyline® vibration damping Combimaster arbors – Metric / Inch

BT JIS B 6339-ADB

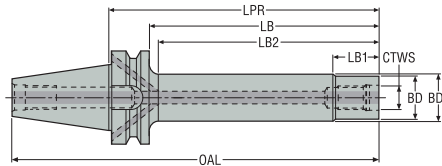
Guide
HSK-A
HSK-E
DIN
BT JIS
CAT
Combimaster
Graflex
Seco-Capto™
Others
Operating & set-
ting accessories
Shrinkfit



Design 1



Design 2



• For ISO attribute explanation, see page 12

Designation	Item number	CTMS	CTWS	LPR	LB	LB2	LB3	LB1	BD	BD2	BD1	OAL	BHTA°	Design	Max. RPM	RFID hole	Balan- cing	Weight
				mm <i>Inch</i>	mm <i>Inch</i>	mm <i>Inch</i>	mm <i>Inch</i>	mm <i>Inch</i>	mm <i>Inch</i>	mm <i>Inch</i>	mm <i>Inch</i>	mm <i>Inch</i>						kg <i>lbs</i>
E3414K82012185	02904500	BT40 ADB	M12	185,0 <i>7.283</i>	158,0 <i>6.220</i>	153,24 <i>6.033</i>	24,0 <i>0.945</i>	20,0 <i>0.787</i>	23,0 <i>0.906</i>	41,9 <i>1.650</i>	30,0 <i>1.181</i>	250,4 <i>9.858</i>	2,75	1	10000	1	PB	2,2 <i>4.850</i>
E3414K82016185	02904502	BT40 ADB	M16	185,0 <i>7.283</i>	158,0 <i>6.220</i>	153,24 <i>6.033</i>	24,0 <i>0.945</i>	20,0 <i>0.787</i>	30,0 <i>1.181</i>	49,4 <i>1.945</i>	37,0 <i>1.457</i>	250,4 <i>9.858</i>	2,75	1	10000	1	PB	2,8 <i>6.170</i>
E3414K82116160	02904501	BT40 ADB	M16	160,0 <i>6.299</i>	133,0 <i>5.236</i>	128,0 <i>5.039</i>	-	22,0 <i>0.866</i>	30,0 <i>1.181</i>	-	30,5 <i>1.201</i>	225,4 <i>8.874</i>	-	2	10000	1	PB	1,8 <i>3.970</i>
BT40ADB-M20-160-K	03308016	BT40 ADB	M20	160,0 <i>6.299</i>	133,0 <i>5.236</i>	130,0 <i>5.118</i>	-	31,0 <i>1.220</i>	36,5 <i>1.437</i>	-	37,0 <i>1.457</i>	225,4 <i>8.874</i>	-	2	8000	1	PB	5,0 <i>11.020</i>
E3416K82016235	02904505	BT50 ADB	M16	235,0 <i>9.252</i>	197,0 <i>7.756</i>	192,24 <i>7.569</i>	24,0 <i>0.945</i>	20,0 <i>0.787</i>	30,0 <i>1.181</i>	53,2 <i>2.094</i>	37,0 <i>1.457</i>	336,8 <i>13.260</i>	2,75	1	8000	1	PB	6,1 <i>13.450</i>
E3416K82016285	02904506	BT50 ADB	M16	285,0 <i>11.220</i>	247,0 <i>9.724</i>	242,24 <i>9.537</i>	24,0 <i>0.945</i>	20,0 <i>0.787</i>	30,0 <i>1.181</i>	57,0 <i>2.244</i>	37,0 <i>1.457</i>	386,8 <i>15.228</i>	2,75	1	6000	1	PB	7,2 <i>15.870</i>
E3416K82116185	02904504	BT50 ADB	M16	185,0 <i>7.283</i>	147,0 <i>5.787</i>	142,0 <i>5.591</i>	-	22,0 <i>0.866</i>	30,0 <i>1.181</i>	-	30,5 <i>1.201</i>	286,8 <i>11.291</i>	-	2	10000	1	PB	4,4 <i>9.700</i>
BT50ADB-M20-185-K	03308018	BT50 ADB	M20	185,0 <i>7.283</i>	147,0 <i>5.787</i>	142,0 <i>5.591</i>	-	31,0 <i>1.220</i>	36,5 <i>1.437</i>	-	37,0 <i>1.457</i>	286,8 <i>11.291</i>	-	2	8000	1	PB	4,9 <i>10.800</i>

Spare Parts

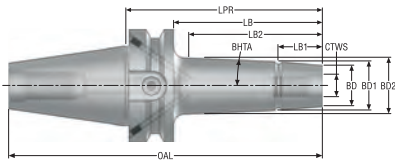
For Taper	Sealing Screws
BT40	950A0406
BT50	950A0606



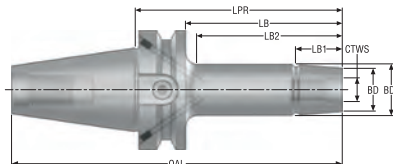
BT JIS B 6339-ADB

M 5820-5821 – BT JIS to Combimaster arbors – Metric / Inch

Design 1



Design 2




• For ISO attribute explanation, see page 12

Designation	Item number	CTMS	CTWS	LPR	LB	LB2	LB1	BD	BD2	BD1	OAL	BHTA°	Design	RFID hole	Balancing	Weight
				mm Inch	mm Inch	mm Inch	mm Inch	mm Inch	mm Inch	mm Inch	mm Inch					
E341458200660	02643832	BT40 ADB	M6	60,0 2.362	33,0 1.299	25,0 0.984	10,0 0.394	11,0 0.433	14,5 0.571	11,7 0.461	125,4 4.937	5,3	1	1	G6.3	1,0 2.200
E341458210860	02444289	BT40 ADB	M8	60,0 2.362	33,0 1.299	25,0 0.984	10,0 0.394	13,5 0.531	-	14,5 0.571	125,4 4.937	-	2	1	G6.3	1,0 2.200
E341458211060	02444314	BT40 ADB	M10	60,0 2.362	33,0 1.299	25,0 0.984	10,0 0.394	18,5 0.728	-	19,7 0.776	125,4 4.937	-	2	1	G6.3	1,0 2.200
E341458201085	02444181	BT40 ADB	M10	85,0 3.346	58,0 2.283	50,0 1.969	15,0 0.591	18,5 0.728	24,5 0.965	19,7 0.776	150,4 5.921	3,9	1	1	G6.3	1,1 2.430
E3414582010135	02444160	BT40 ADB	M10	135,0 5.315	108,0 4.252	100,0 3.937	20,0 0.787	18,5 0.728	27,5 1.083	19,7 0.776	200,4 7.890	2,8	1	1	G6.3	1,3 2.870
E341458201240	02444230	BT40 ADB	M12	40,0 1.575	13,0 0.512	5,0 0.197	5,0 0.197	23,0 0.906	24,7 0.972	24,7 0.972	105,4 4.150	9,6	1	1	G6.3	1,0 2.200
E341458201260	02444239	BT40 ADB	M12	60,0 2.362	33,0 1.299	25,0 0.984	10,0 0.394	23,0 0.906	28,5 1.122	24,7 0.972	125,4 4.937	7,2	1	1	G6.3	1,1 2.430
E341458211260	02444315	BT40 ADB	M12	60,0 2.362	33,0 1.299	25,0 0.984	10,0 0.394	23,0 0.906	-	23,5 0.925	125,4 4.937	-	2	1	G6.3	1,1 2.430
E341458201285	02444242	BT40 ADB	M12	85,0 3.346	58,0 2.283	50,0 1.969	20,0 0.787	23,0 0.906	30,0 1.181	24,7 0.972	150,4 5.921	5,0	1	1	G6.3	1,2 2.650
E341458211285	02444321	BT40 ADB	M12	85,0 3.346	58,0 2.283	50,0 1.969	20,0 0.787	23,0 0.906	-	23,5 0.925	150,4 5.921	-	2	1	G6.3	1,1 2.430
E3414582012110	02444182	BT40 ADB	M12	110,0 4.331	83,0 3.268	75,0 2.953	25,0 0.984	23,0 0.906	31,5 1.240	24,7 0.972	175,4 6.906	3,9	1	1	G6.3	1,3 2.870
E3414582012135	02444183	BT40 ADB	M12	135,0 5.315	108,0 4.252	100,0 3.937	30,0 1.181	23,0 0.906	33,0 1.299	24,7 0.972	200,4 7.890	3,4	1	1	G6.3	1,4 3.090
E341458201640	02444275	BT40 ADB	M16	40,0 1.575	13,0 0.512	5,0 0.197	5,0 0.197	30,0 1.181	31,7 1.248	31,7 1.248	105,4 4.150	9,6	1	1	G6.3	1,1 2.430
E341458201660	02444280	BT40 ADB	M16	60,0 2.362	33,0 1.299	25,0 0.984	10,0 0.394	30,0 1.181	35,5 1.398	31,7 1.248	125,4 4.937	7,2	1	1	G6.3	1,2 2.650
E341458201685	02444283	BT40 ADB	M16	85,0 3.346	58,0 2.283	50,0 1.969	20,0 0.787	30,0 1.181	37,0 1.457	31,7 1.248	150,4 5.921	5,0	1	1	G6.3	1,3 2.870
E3414582016110	02444243	BT40 ADB	M16	110,0 4.331	83,0 3.268	75,0 2.953	25,0 0.984	30,0 1.181	38,5 1.516	31,7 1.248	175,4 6.906	3,9	1	1	G6.3	1,5 3.310
E3414582016135	02444252	BT40 ADB	M16	135,0 5.315	108,0 4.252	100,0 3.937	30,0 1.181	30,0 1.181	40,5 1.594	31,7 1.248	200,4 7.890	3,6	1	1	G6.3	1,7 3.750
E3414582016185	02444269	BT40 ADB	M16	185,0 7.283	158,0 6.220	150,0 5.906	35,0 1.378	30,0 1.181	50,0 1.969	31,7 1.248	250,4 9.858	4,5	1	1	G6.3	2,4 5.290
E341458212045	02971297	BT40 ADB	M20	45,0 1.772	18,0 0.709	10,0 0.394	5,0 0.197	36,5 1.437	-	37,0 1.457	110,4 4.346	-	2	1	G6.3	1,1 2.430
E341458212085	02971298	BT40 ADB	M20	85,0 3.346	58,0 2.283	50,0 1.969	20,0 0.787	36,5 1.437	-	37,0 1.457	150,4 5.921	-	2	1	G6.3	1,4 3.090
E3414582020110	02928181	BT40 ADB	M20	110,0 4.331	83,0 3.268	75,0 2.953	25,0 0.984	36,5 1.437	44,5 1.752	37,5 1.476	175,4 6.906	4,0	1	1	G6.3	1,7 3.750
BT40ADB-M20-135	03308015	BT40 ADB	M20	135,0 5.315	108,0 4.252	100,0 3.937	30,0 1.181	36,5 1.437	-	37,0 1.457	200,4 7.890	-	2	1	G6.3	1,7 3.750
BT40ADB-M20-185	03308017	BT40 ADB	M20	185,0 7.283	158,0 6.220	150,0 5.906	35,0 1.378	36,5 1.437	-	37,0 1.457	250,4 9.858	-	2	1	G6.3	2,1 4.630

Guide	Designation	Item number	CTMS	CTWS	LPR	LB	LB2	LB1	BD	BD2	BD1	OAL	BHTA°	Design	RFID hole	Balancing	Weight
					mm Inch	mm Inch	mm Inch	mm Inch	mm Inch	mm Inch	mm Inch	mm Inch					kg lbs
	E341658201295	02444349	BT50 ADB	M12	95,0 3.740	57,0 2.244	50,0 1.969	20,0 0.787	23,0 0.906	35,0 1.378	24,7 0.972	196,8 7.748	9,7	1	1	G6.3	3,8 8.380
HSK-A	E3416582012145	02444323	BT50 ADB	M12	145,0 5.709	107,0 4.213	100,0 3.937	30,0 1.181	23,0 0.906	41,0 1.614	24,7 0.972	246,8 9.717	6,6	1	1	G6.3	4,1 9.040
	E3416582012195	02444326	BT50 ADB	M12	195,0 7.677	157,0 6.181	150,0 5.906	30,0 1.181	23,0 0.906	42,5 1.673	24,7 0.972	296,8 11.685	4,2	1	1	G6.3	4,4 9.700
HSK-E	E341658201695	02444382	BT50 ADB	M16	95,0 3.740	57,0 2.244	50,0 1.969	20,0 0.787	30,0 1.181	42,5 1.673	31,7 1.248	196,8 7.748	10,2	1	1	G6.3	3,9 8.600
	E3416582016145	02444378	BT50 ADB	M16	145,0 5.709	107,0 4.213	100,0 3.937	30,0 1.181	30,0 1.181	49,0 1.929	31,7 1.248	246,8 9.717	7,0	1	1	G6.3	4,4 9.700
	E3416582016195	02444380	BT50 ADB	M16	195,0 7.677	157,0 6.181	150,0 5.906	35,0 1.378	30,0 1.181	50,0 1.969	31,7 1.248	296,9 11.689	4,5	1	1	G6.3	4,8 10.580
DIN	E3416582016245	02444381	BT50 ADB	M16	245,0 9.646	207,0 8.150	200,0 7.874	35,0 1.378	30,0 1.181	55,0 2.165	31,7 1.248	346,8 13.654	4,0	1	1	G6.3	5,4 11.900
	E3416582016295	02453355	BT50 ADB	M16	295,0 11.614	257,0 10.118	250,0 9.843	35,0 1.378	30,0 1.181	59,5 2.343	31,7 1.248	396,8 15.622	3,7	1	1	G6.3	6,3 13.890
BT JIS	E341658202095	02928182	BT50 ADB	M20	95,0 3.740	57,0 2.244	50,0 1.969	20,0 0.787	36,5 1.437	48,5 1.909	37,5 1.476	196,8 7.748	10,4	1	1	G6.3	4,0 8.820
	BT50ADB-M20-145	03308019	BT50 ADB	M20	145,0 5.709	107,0 4.213	100,0 3.937	30,0 1.181	36,5 1.437	-	37,0 1.457	246,8 9.717	-	2	1	G6.3	4,0 8.820
	BT50ADB-M20-295-V	03308020	BT50 ADB	M20	295,0 11.614	257,0 10.118	249,0 9.803	35,0 1.378	36,5 1.437	68,0 2.677	37,0 1.457	396,8 15.622	4,8	1	1	G6.3	7,1 15.650

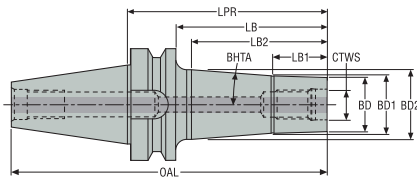
Spare Parts

CAT	For Taper	Sealing Screws
		
	BT40	950A0406
	BT50	950A0606

BT Taper-Face-AD/ADB

M 5820 – Combimaster arbors – Metric / Inch

Design 1



• For ISO attribute explanation, see page 12

Designation	Item number	CTMS	CTWS	LPR	LB	LB2	LB1	BD2	BD1	BD	OAL	BHTA°	Design	RFID hole	Balancing	Weight
				mm Inch	mm Inch	mm Inch	mm Inch	mm Inch	mm Inch	mm Inch	mm Inch					kg lbs
E400258201060	02998769	BT30 TF AD	M10	60,0 2.362	38,0 1.496	35,0 1.378	15,0 0.591	23,5 0.925	19,7 0.776	18,5 0.728	108,4 4.268	5,4	1	0	G2.5	0,5 1.100
E400258201260	02998770	BT30 TF AD	M12	60,0 2.362	38,0 1.496	25,0 0.984	10,0 0.394	28,5 1.122	24,7 0.972	23,0 0.906	108,4 4.268	7,2	1	0	G2.5	0,6 1.320
E400258201660	02998771	BT30 TF AD	M16	60,0 2.362	38,0 1.496	25,0 0.984	10,0 0.394	35,5 1.398	31,7 1.248	30,0 1.181	108,4 4.268	7,2	1	0	G2.5	0,6 1.320
E341458201060	02444177	BT40 ADB	M10	60,0 2.362	33,0 1.299	25,0 0.984	10,0 0.394	23,0 0.906	19,7 0.776	18,5 0.728	125,4 4.937	6,3	1	1	G6.3	1,1 2.430
E321458201660	02926030	BT40 TF ADB	M16	60,0 2.362	33,0 1.299	25,0 0.984	10,0 0.394	35,5 1.398	31,7 1.248	30,0 1.181	125,4 4.937	7,2	2	1	G6.3	1,2 2.650
E3214582016135	02926031	BT40 TF ADB	M16	135,0 5.315	108,0 4.252	100,0 3.937	30,0 1.181	40,5 1.594	31,7 1.248	30,0 1.181	200,4 7.890	3,6	2	1	G6.3	1,7 3.750
E321658201695	02926040	BT50 TF ADB	M16	95,0 3.740	57,0 2.244	50,0 1.969	20,0 0.787	42,5 1.673	31,7 1.248	30,0 1.181	196,8 7.748	10,2	2	1	G6.3	3,9 8.600
E3216582016195	02926041	BT50 TF ADB	M16	195,0 7.677	157,0 6.181	150,0 5.906	35,0 1.378	50,0 1.969	31,7 1.248	30,0 1.181	296,8 11.685	4,5	2	1	G6.3	4,8 10.580

Spare Parts

For Taper	Sealing Screws
BT30	-
BT40	950A0406
BT50	950A0606



Guide
 HSK-A
 HSK-E
 DIN
 BT JIS
 CAT
 Combimaster
 Graflex
 Seco-Capto™
 Others
 Operating & setting accessories
 Shrinkfit

MK K820-K821 – Steadyline® vibration damping Combimaster arbors – Metric / Inch

CAT / ASME B5.50-1994-ADB

Guide

HSK-A

HSK-E

DIN

BT JIS

CAT

Combimaster

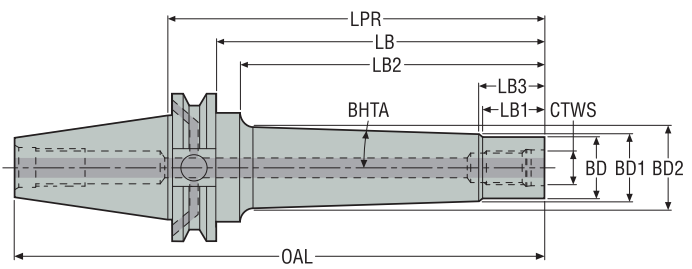
Graflex

Seco-Capto™

Others

Operating & setting accessories

Shrinkfit



• For ISO attribute explanation, see page 12

Designation	Item number	CTMS	CTWS	LPR	LB	LB2	LB1	LB1	LB3	BD	BD2	BD1	OAL	BHTA°	Max. RPM	RFID hole	Balancing	Weight
				mm Inch	mm Inch	mm Inch	mm Inch	mm Inch	mm Inch	mm Inch	mm Inch	mm lbs	mm					kg
E2502K82012185	02904493	CAT40 ADB	M12	185,0 7.283	150,0 5.906	150,0 5.906	20,0 0.945	20,0 0.906	24,0 1.657	23,0 1.181	42,1 9.976	30,0 4.850	253,4	2,75	10000	1	PB	2,2

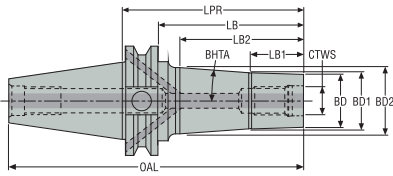
Spare Parts

For	Sealing Screws
E2502K82012185	950A0406

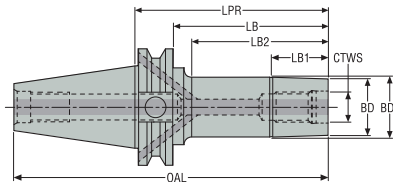
CAT / ASME B5.50-1994-ADB

M 5820-5821 – CAT to Combimaster arbors – Metric / Inch

Design 1



Design 2



• For ISO attribute explanation, see page 12

Designation	Item number	CTMS	CTWS	LPR	LB	LB2	LB1	BD	BD2	BD1	OAL	BHTA°	Design	RFID hole	Balancing	Weight
				mm Inch	mm Inch	mm Inch	mm Inch	mm Inch	mm Inch	mm Inch	mm Inch					
E250258200860	02870633	CAT40 ADB	M8	60,0 2.362	40,95 1.612	25,0 0.984	10,0 0.394	13,5 0.531	18,5 0.728	15,7 0.618	128,4 5.055	5,3	1	1	G6.3	1,0 2.200
E250258201040	02870634	CAT40 ADB	M10	40,0 1.575	20,95 0.825	5,0 0.197	5,0 0.197	18,5 0.728	19,7 0.776	19,7 0.776	108,4 4.268	6,8	1	1	G6.3	1,0 2.200
E250258201085	02870507	CAT40 ADB	M10	85,0 3.346	65,95 2.596	50,0 1.969	15,0 0.591	18,5 0.728	24,5 0.965	19,7 0.776	153,4 6.039	3,9	1	1	G6.3	1,1 2.430
E250258201240	02870635	CAT40 ADB	M12	40,0 1.575	20,95 0.825	5,0 0.197	5,0 0.197	23,0 0.906	25,7 1.012	25,7 1.012	108,4 4.268	9,6	1	1	G6.3	1,0 2.200
E250258211285	02870509	CAT40 ADB	M12	85,0 3.346	65,95 2.596	50,0 1.969	20,0 0.787	23,0 0.906	-	23,5 0.925	153,4 6.039	-	2	1	G6.3	2,0 4.410
E250258201640	02870636	CAT40 ADB	M16	40,0 1.575	20,95 0.825	5,0 0.197	5,0 0.197	30,0 1.181	32,7 1.287	32,7 1.287	108,4 4.268	9,6	1	1	G6.3	1,0 2.200
E250258211685	02870511	CAT40 ADB	M16	85,0 3.346	65,95 2.596	50,0 1.969	20,0 0.787	30,0 1.181	-	30,5 1.201	153,4 6.039	-	2	1	G6.3	2,2 4.850
E2502582116135	02870512	CAT40 ADB	M16	135,0 5.315	115,95 4.565	100,0 3.937	30,0 1.181	30,0 1.181	-	-	203,4 8.008	-	2	1	G6.3	2,6 5.730
E250458201295	02870639	CAT50 ADB	M12	95,0 3.740	75,95 2.990	60,0 2.362	25,0 0.984	23,0 0.906	30,5 1.201	24,7 0.972	196,75 7.746	4,7	1	1	G6.3	3,2 7.050
E2504582012145	02870640	CAT50 ADB	M12	145,0 5.709	125,95 4.959	110,0 4.331	30,0 1.181	23,0 0.906	38,5 1.516	24,7 0.972	246,75 9.715	4,9	1	1	G6.3	3,5 7.720
E250458201695	02870641	CAT50 ADB	M16	95,0 3.740	75,95 2.990	50,0 1.969	20,0 0.787	30,0 1.181	42,5 1.673	31,7 1.248	196,75 7.746	10,2	1	1	G6.3	3,4 7.500
E2504582016145	02870642	CAT50 ADB	M16	145,0 5.709	125,95 4.959	100,0 3.937	30,0 1.181	30,0 1.181	49,0 1.929	31,7 1.248	246,75 9.715	7,0	1	1	G6.3	3,8 8.380
E2504582016195	02870643	CAT50 ADB	M16	195,0 7.677	175,95 6.927	150,0 5.906	35,0 1.378	30,0 1.181	50,0 1.969	31,7 1.248	296,75 11.683	4,55	1	1	G6.3	4,4 9.700
CAT50ADB-M20-3.740	03308033	CAT50 ADB	M20	95,0 3.740	60,0 2.362	50,0 1.969	20,0 0.787	36,5 1.437	-	37,0 1.457	196,75 7.746	-	2	1	G6.3	3,4 7.500
CAT50ADB-M20-5.709	03308034	CAT50 ADB	M20	145,0 5.709	110,0 4.331	100,0 3.937	30,0 1.181	36,5 1.437	-	37,0 1.457	246,5 9.705	-	2	1	G6.3	3,8 8.380

Spare Parts

For Taper	Sealing Screws
CAT40	950A0406
CAT50	950A0606



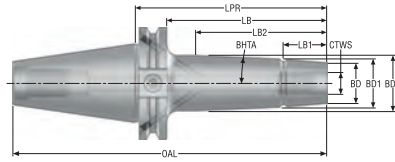
Guide
HSK-A
HSK-E
DIN
BT JIS
CAT
Combimaster
Grafflex
Seco-Capto™
Others
Operating & setting accessories
Shrinkfit

M 5820-5821 – CAT to Combimaster arbors – Inch

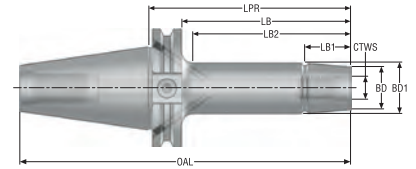
CAT / ASME B5.50-2009-ADB



Design 1



Design 2



• For ISO attribute explanation, see page 12

Designation	Item number	CTMS	CTWS	LPR	LB	LB2	LB1	BD	BD2	BD1	OAL	BHTA°	Design	RFID hole	Balancing	Weight
				<i>Inch</i>	<i>Inch</i>	<i>Inch</i>	<i>Inch</i>	<i>Inch</i>	<i>Inch</i>	<i>Inch</i>	<i>Inch</i>					<i>lbs</i>
E260258202040	03029742	CAT40 ADB	M20	1.575	0.823	0.783	0.197	1.437	1.476	1.476	4.268	5,7	1	1	G6.3	1.980
E260258212085	03029743	CAT40 ADB	M20	3.346	2.594	2.437	0.787	1.437	-	1.457	6.039	-	2	1	G6.3	2.650
E2602582120135	03029746	CAT40 ADB	M20	5.315	4.563	4.445	0.787	1.437	-	1.457	8.008	-	2	1	G6.3	3.530
E260458202095	03029757	CAT50 ADB	M20	3.740	2.988	1.969	0.787	1.437	1.909	1.476	7.748	6,9	1	1	G6.3	7.280
E2604582020145	03029758	CAT50 ADB	M20	5.709	4.957	3.937	1.181	1.437	2.146	1.476	9.717	4,1	1	1	G6.3	8.600
E2604582020195	03029759	CAT50 ADB	M20	7.677	6.925	5.906	0.787	1.437	2.205	1.476	11.685	10,4	1	1	G6.3	10.140

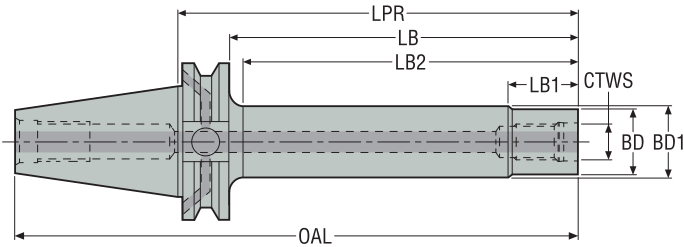
Spare Parts

For Taper	Sealing Screws
CAT40	950A0406
CAT50	950A0606



CAT TF / ASME B5.50-2009-ADB

MK K820-K821 – Steadyliner® vibration damping Combimaster arbors – Metric / Inch



• For ISO attribute explanation, see page 12

Designation	Item number	CTMS	CTWS	LPR	LB	LB2	LB1	BD	BD1	OAL	Max. RPM	RFID hole	Balancing	Weight
				mm <i>Inch</i>	mm <i>Inch</i>	mm <i>Inch</i>	mm <i>Inch</i>	mm <i>Inch</i>	mm <i>Inch</i>	mm <i>Inch</i>				kg <i>lbs</i>
CAT40TFADB-M20-6.299-K	03308032	CAT40 TF ADB	M20	160,0 <i>6.299</i>	140,9 <i>5.547</i>	137,9 <i>5.429</i>	31,0 <i>1.220</i>	36,5 <i>1.437</i>	37,0 <i>1.457</i>	228,4 <i>8.992</i>	8000	1	PB	2,4 <i>5.290</i>
CAT50TFADB-M20-7.283-K	03308038	CAT50 TF ADB	M20	185,0 <i>7.283</i>	165,9 <i>6.531</i>	160,9 <i>6.335</i>	31,0 <i>1.220</i>	36,5 <i>1.437</i>	37,0 <i>1.457</i>	286,75 <i>11.289</i>	8000	1	PB	4,7 <i>10.360</i>

Spare Parts

For	Sealing Screws
CAT40TFADB-M20-6.299-K	950A0406
CAT50TFADB-M20-7.283-K	950A0606



Guide

HSK-A

HSK-E

DIN

BT JIS

CAT

Combimaster

Graflex

Seco-Capto™

Others

Operating & setting accessories

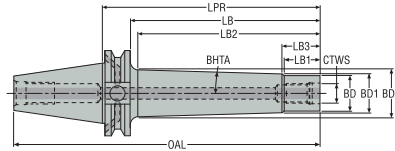
Shrinkfit

MK K820-K821 – Steadyline® vibration damping Combimaster arbors – Inch

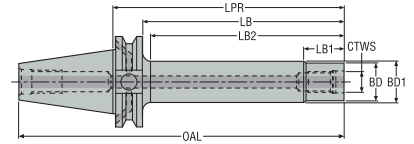
CAT TF / ASME B5.50-2009-ADB



Design 1



Design 2



• For ISO attribute explanation, see page 12

Designation	Item number	CTMS	CTWS	LPR	LB	LB2	LB1	LB3	BD	BD2	BD1	OAL	BHTA°	Design	Max. RPM	RFID hole	Balancing	Weight
				<i>Inch</i>	<i>Inch</i>	<i>Inch</i>	<i>Inch</i>	<i>Inch</i>	<i>Inch</i>	<i>Inch</i>	<i>Inch</i>	<i>Inch</i>						<i>lbs</i>
E2642K82012185	02998762	CAT40 TF ADB	M12	7.283	6.531	6.335	0.787	–	0.906	1.717	1.181	9.976	2,75	1	10000	1	PB	4.850
E2642K82116160	02998765	CAT40 TF ADB	M16	6.299	5.547	5.352	0.866	–	1.181	–	1.201	8.992	–	2	10000	1	PB	3.970
E2644K82116185	02998768	CAT50 TF ADB	M16	7.283	6.531	6.335	0.866	–	1.181	–	1.201	11.289	–	2	0	1	PB	7.940

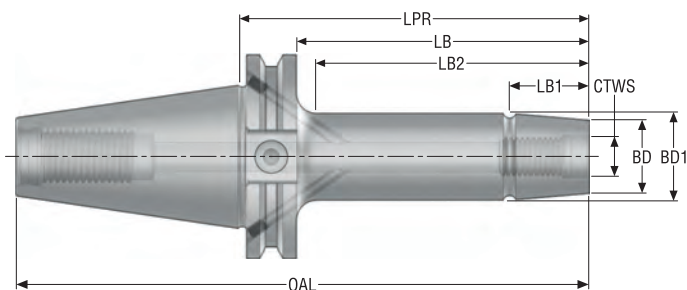
Spare Parts

For	Sealing Screws
E2642K82012185	950A0406
E2642K82116160	950A0406
E2644K82116185	950A0606



CAT TF / ASME B5.50-2009-ADB

M 5820 – Combimaster arbors – Metric / Inch



• For ISO attribute explanation, see page 12

Designation	Item number	CTMS	CTWS	LPR	LB	LB2	LB1	BD	BD1	OAL	RFID hole	Balancing	Weight
				mm Inch	mm Inch	mm Inch	mm Inch	mm Inch	mm Inch				
CAT40TFADB-M16-5.315	03308028	CAT40 TF ADB	M16	135,0 5.315	115,9 4.563	100,0 3.937	30,0 1.181	30,0 1.181	30,5 1.201	203,4 8.008	1	G6.3	1,4 3.090
CAT40TFADB-M20-1.772	03308029	CAT40 TF ADB	M20	45,0 1.772	25,9 1.020	10,0 0.394	5,0 0.197	36,5 1.437	37,0 1.457	113,4 4.465	1	G6.3	1,0 2.200
CAT40TFADB-M20-3.346	03308030	CAT40 TF ADB	M20	85,0 3.346	65,9 2.594	50,0 1.969	20,0 0.787	36,5 1.437	37,0 1.457	153,4 6.039	1	G6.3	1,3 2.870
CAT40TFADB-M20-5.315	03308031	CAT40 TF ADB	M20	135,0 5.315	115,9 4.563	100,0 3.937	30,0 1.181	36,5 1.437	37,0 1.457	203,4 8.008	1	G6.3	1,7 3.750
CAT50TFADB-M16-5.709	03308035	CAT50 TF ADB	M16	145,0 5.709	125,9 4.957	100,0 3.937	30,0 1.181	30,0 1.181	30,5 1.201	246,75 9.715	1	G6.3	3,4 7.500
CAT50TFADB-M20-3.740	03308036	CAT50 TF ADB	M20	95,0 3.740	75,9 2.988	60,0 2.362	25,0 0.984	36,5 1.437	37,0 1.457	196,75 7.746	1	G6.3	3,2 7.050
CAT50TFADB-M20-5.709	03308037	CAT50 TF ADB	M20	145,0 5.709	125,9 4.957	100,0 3.937	30,0 1.181	36,5 1.437	37,0 1.457	246,75 9.715	1	G6.3	3,4 7.500

Spare Parts

For Taper	Sealing Screws
CAT40	950A0406
CAT50	950A0606



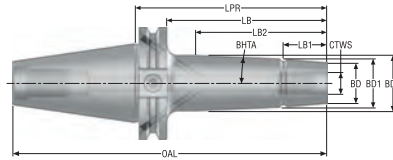
Guide
HSK-A
HSK-E
DIN
BT JIS
CAT
Combimaster
Graflex
Seco-Capto™
Others
Operating & setting accessories
Shrinkfit

M 5820 – Combimaster arbors – Inch

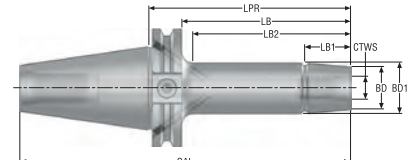
CAT TF / ASME B5.50-2009-ADB



Design 1



Design 2



• For ISO attribute explanation, see page 12

Designation	Item number	CTMS	CTWS	LPR	LB	LB2	LB1	BD	BD2	BD1	OAL	BHTA°	Design	RFID hole	Balancing	Weight
				<i>Inch</i>	<i>Inch</i>	<i>Inch</i>	<i>Inch</i>	<i>Inch</i>	<i>Inch</i>	<i>Inch</i>	<i>Inch</i>					<i>lbs</i>
E264258201685	02998760	CAT40 TF ADB	M16	3.346	2.596	1.969	0.787	1.181	1.457	1.248	6.039	5,0	1	1	G6.3	2.870
E264258211685	02998761	CAT40 TF ADB	M16	3.346	2.596	2.400	0.984	1.181	–	1.201	6.039	–	2	1	G6.3	4.630
E264458201695	02926852	CAT50 TF ADB	M16	3.740	2.990	2.362	0.984	1.181	1.732	1.248	7.748	10,0	1	1	G6.3	7.500

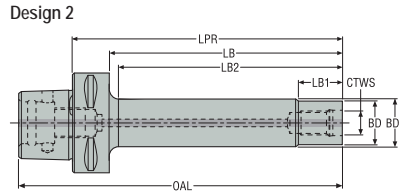
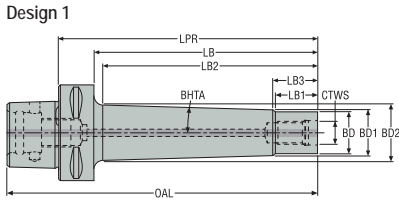
Spare Parts

For Taper	Sealing Screws
CAT40	950A0406
CAT50	950A0606



Seco-Capto™

MK K820-K821 – Steadyline®, vibration damping Combimaster holders – Metric / Inch



- With through coolant
- Please check availability at www.secotools.com / Seco Online Store

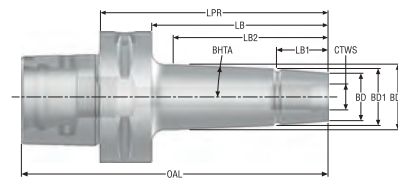
Designation	Item number	CTMS	CTWS	LPR	LB	LB2	LB3	LB1	BD	BD1	BD2	OAL	BHTA°	Design	Max. RPM	RFID hole	Balancing	Weight
				mm Inch	mm Inch	mm Inch	mm Inch	mm Inch	mm Inch	mm Inch	mm Inch	mm Inch						
C6-391.K820-12185	02904481	C6	M12	185,0 7.283	160,0 6.299	155,24 6.112	24,0 0.945	20,0 0.787	23,0 0.906	30,0 1.181	42,1 1.657	223,0 8.780	2,75	1	10000	1	PB	2,1 4.630
C6-391.K820-16185	02904483	C6	M16	185,0 7.283	160,0 6.299	155,24 6.112	24,0 0.945	20,0 0.787	30,0 1.181	37,0 1.457	49,6 1.953	223,0 8.780	2,75	1	10000	1	PB	2,8 6.170
C6-391.K820-16235	02904484	C6	M16	235,0 9.252	210,0 8.268	205,24 8.080	24,0 0.945	20,0 0.787	30,0 1.181	37,0 1.457	54,4 2.142	273,0 10.748	2,75	1	8000	1	PB	3,6 7.940
C6-391.K821-16160	02904482	C6	M16	160,0 6.299	135,0 5.315	130,0 5.118	-	22,0 0.866	30,0 1.181	30,5 1.201	-	198,0 7.795	-	2	10000	1	PB	0,7 1.540
C6-391.K820-20185	03029792	C6	M20	185,0 7.283	160,0 6.299	158,1 6.224	29,0 1.142	24,5 0.965	36,5 1.437	45,0 1.772	57,4 2.260	223,0 8.780	2,75	1	10000	1	PB	3,6 7.940
C6-391.K820-20235	03029793	C6	M20	235,0 9.252	210,0 8.268	209,6 8.252	29,0 1.142	24,5 0.965	36,5 1.437	45,0 1.772	62,4 2.457	273,0 10.748	2,75	1	8000	1	PB	4,6 10.140

M 5820 – Seco-Capto™ to Combimaster arbors – Metric / Inch

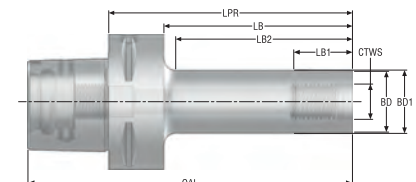
Seco-Capto™



Design 1



Design 2



• For ISO attribute explanation, see page 12

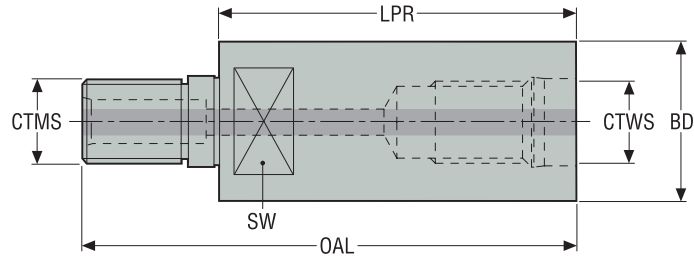
Designation	Item number	CTMS	CTWS	LPR	LB	LB2	LB1	BD	BD1	BD2	OAL	BHTA°	Design	RFID hole	Balancing	Weight
				mm	mm	mm	mm	mm	mm	mm	mm					kg
				Inch	Inch	Inch	Inch	Inch	Inch	Inch	Inch					lbs
C4-391.5820-08030	02532914	C4	M8	30,0 1.181	7,0 0.276	5,0 0.197	5,0 0.197	13,5 0.531	15,7 0.618	-	54,0 2.126	-	2	0	G6.3	0,26 0.570
C4-391.5820-10035	02532915	C4	M10	35,0 1.378	12,0 0.472	10,0 0.394	5,0 0.197	18,5 0.728	19,7 0.776	22,0 0.866	59,0 2.323	13,0	1	0	G6.3	0,28 0.620
C4-391.5820-12040	02532916	C4	M12	40,0 1.575	17,0 0.669	15,0 0.591	10,0 0.394	23,0 0.906	24,7 0.972	28,0 1.102	64,0 2.520	18,3	1	0	G6.3	0,33 0.730
C4-391.5820-16045	02532917	C4	M16	45,0 1.772	22,0 0.866	21,0 0.827	10,0 0.394	30,0 1.181	31,7 1.248	35,5 1.398	69,0 2.717	10,8	1	0	G6.3	0,38 0.840
C5-391.5820-08050	02532918	C5	M8	50,0 1.969	27,0 1.063	25,0 0.984	10,0 0.394	13,5 0.531	15,7 0.618	18,5 0.728	80,0 3.150	5,3	1	1	G6.3	0,47 1.040
C5-391.5820-10050	02532920	C5	M10	50,0 1.969	27,0 1.063	25,0 0.984	10,0 0.394	18,5 0.728	19,7 0.776	23,0 0.906	80,0 3.150	6,3	1	1	G6.3	0,52 1.150
C5-391.5820-12050	02532922	C5	M12	50,0 1.969	27,0 1.063	25,0 0.984	10,0 0.394	23,0 0.906	24,7 0.972	28,5 1.122	80,0 3.150	7,2	1	1	G6.3	0,56 1.230
C5-391.5820-16075	02532925	C5	M16	75,0 2.953	52,0 2.047	50,0 1.969	20,0 0.787	30,0 1.181	31,7 1.248	37,0 1.457	105,0 4.134	5,0	1	1	G6.3	0,75 1.650
C5-M16-135	03308021	C5	M16	135,0 5.315	112,0 4.409	110,0 4.331	35,0 1.378	30,0 1.181	30,5 1.201	-	165,0 6.496	-	2	1	G6.3	1,1 2.430
C5-391.5820-20075	02928187	C5	M20	75,0 2.953	52,0 2.047	50,0 1.969	20,0 0.787	36,5 1.437	37,5 1.476	43,0 1.693	105,0 4.134	5,3	1	1	G6.3	0,9 1.980
C5-M20-135	03308022	C5	M20	135,0 5.315	112,0 4.409	110,0 4.331	35,0 1.378	36,5 1.437	37,0 1.457	-	165,0 6.496	-	2	1	G6.3	1,3 2.870
C6-391.5820-08075	02532928	C6	M8	75,0 2.953	50,0 1.969	45,0 1.772	15,0 0.591	13,5 0.531	15,7 0.618	20,0 0.787	113,0 4.449	4,1	1	1	G6.3	0,89 1.960
C6-391.5820-10075	02532930	C6	M10	75,0 2.953	50,0 1.969	45,0 1.772	15,0 0.591	18,5 0.728	19,7 0.776	24,0 0.945	113,0 4.449	4,1	1	1	G6.3	0,93 2.050
C6-391.5820-12050	02532931	C6	M12	50,0 1.969	25,0 0.984	20,0 0.787	10,0 0.394	23,0 0.906	24,7 0.972	28,0 1.102	88,0 3.465	9,4	1	1	G6.3	0,85 1.870
C6-391.5820-12075	02532932	C6	M12	75,0 2.953	50,0 1.969	45,0 1.772	20,0 0.787	23,0 0.906	24,7 0.972	29,5 1.161	113,0 4.449	5,5	1	1	G6.3	0,99 2.180
C6-391.5820-16050	02532933	C6	M16	50,0 1.969	25,0 0.984	20,0 0.787	10,0 0.394	30,0 1.181	31,7 1.248	35,5 1.398	88,0 3.465	10,8	1	1	G6.3	0,9 1.980
C6-391.5820-16075	02532934	C6	M16	75,0 2.953	50,0 1.969	45,0 1.772	20,0 0.787	30,0 1.181	31,7 1.248	37,0 1.457	113,0 4.449	6,1	1	1	G6.3	1,09 2.400
C6-M16-110	03308023	C6	M16	110,0 4.331	85,0 3.346	80,0 3.150	25,0 0.984	30,0 1.181	30,5 1.201	-	148,0 5.827	-	2	1	G6.3	1,3 2.870
C6-M16-145	03308024	C6	M16	145,0 5.709	120,0 4.724	115,0 4.528	35,0 1.378	30,0 1.181	30,5 1.201	-	183,0 7.205	-	2	1	G6.3	1,5 3.310
C6-391.5820-20075	02928188	C6	M20	75,0 2.953	50,0 1.969	45,0 1.772	20,0 0.787	36,5 1.437	37,5 1.476	42,5 1.673	113,0 4.449	5,8	1	1	G6.3	1,2 2.650
C6-M20-110	03308025	C6	M20	110,0 4.331	85,0 3.346	80,0 3.150	25,0 0.984	36,5 1.437	37,0 1.457	-	110,0 4.331	-	2	1	G6.3	1,4 3.090
C6-M20-145	03308026	C6	M20	145,0 5.709	120,0 4.724	115,0 4.528	35,0 1.378	36,5 1.437	37,0 1.457	-	183,0 7.205	-	2	1	G6.3	1,7 3.750

Designation	Item number	CTMS	CTWS	LPR	LB	LB2	LB1	BD	BD1	BD2	OAL	BHTA°	Design	RFID hole	Balancing	Weight
				mm <i>Inch</i>	mm <i>Inch</i>	mm <i>Inch</i>	mm <i>Inch</i>	mm <i>Inch</i>	mm <i>Inch</i>	mm <i>Inch</i>	mm <i>Inch</i>					
C8-391.5820-12085	02532937	C8	M12	85,0 <i>3.346</i>	52,0 <i>2.047</i>	50,0 <i>1.969</i>	20,0 <i>0.787</i>	23,0 <i>0.906</i>	24,7 <i>0.972</i>	35,0 <i>1.378</i>	133,0 <i>5.236</i>	9,7	1	1	G6.3	2,04 <i>4.500</i>
C8-391.5820-16085	02532938	C8	M16	85,0 <i>3.346</i>	52,0 <i>2.047</i>	50,0 <i>1.969</i>	20,0 <i>0.787</i>	30,0 <i>1.181</i>	31,7 <i>1.248</i>	42,5 <i>1.673</i>	133,0 <i>5.236</i>	10,2	1	1	G6.3	2,16 <i>4.760</i>
C8-M20-145	03308027	C8	M20	145,0 <i>5.709</i>	112,0 <i>4.409</i>	110,0 <i>4.331</i>	35,0 <i>1.378</i>	36,5 <i>1.437</i>	37,0 <i>1.457</i>	-	193,0 <i>7.598</i>	-	2	1	G6.3	2,7 <i>5.950</i>

- Guide
- HSK-A
- HSK-E
- DIN
- BT JIS
- CAT
- Combimaster
- Graflex
- Seco-Capto™
- Others
- Operating & setting accessories
- Shrinkfit

M 5820 – Combimaster to Combimaster extensions – Metric / Inch

Combimaster



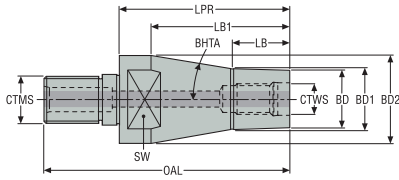
• For ISO attribute explanation, see page 12

Designation	Item number	CTMS	CTWS	LPR		BD		OAL	SW	RFID hole	Balancing	Weight
				mm	Inch	mm	Inch					
BS00658200625	02643834	M6	M6	25,0	0.984	11,0	0.433	38,5	9	0	PB	0,1 0.220
BS00858200830	02439880	M8	M8	30,0	1.181	13,5	0.531	47,75	11	0	PB	0,1 0.220
BS01058201035	02444086	M10	M10	35,0	1.378	18,5	0.728	53,75	15	0	PB	0,1 0.220
BS01258201240	02444093	M12	M12	40,0	1.575	23,0	0.906	61,75	19	0	PB	0,2 0.440
BS01658201640	02444106	M16	M16	40,0	1.575	30,0	1.181	62,75	26	0	PB	0,2 0.440
BS02058202045	02928185	M20	M20	45,0	1.772	36,5	1.437	72,0	32	0	PB	0,3 0.660

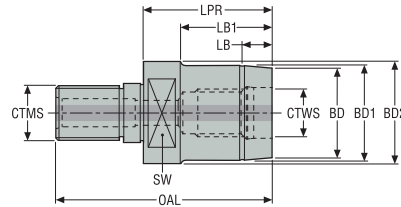
Combimaster

M 5820 – Combimaster to Combimaster reducers – Metric / Inch

Design 1



Design 2



• For ISO attribute explanation, see page 12

Designation	Item number	CTMS	CTWS	LPR	LB1	LB	BD	BD1	BD2	OAL	SW	BHTA°	Design	RFID hole	Balancing	Weight
				mm Inch	mm Inch	mm Inch	mm Inch	mm Inch	mm Inch	mm Inch	mm Inch	mm Inch				
BS01058200635	02643838	M10	M6	35,0 1.378	22,0 0.866	6,0 0.236	11,0 0.433	11,7 0.461	18,5 0.728	53,75 2.116	15 0.591	12,0	1	0	PB	0,1 0.220
BS01058200830	02439881	M10	M8	30,0 1.181	17,0 0.669	8,0 0.315	13,7 0.539	15,7 0.618	18,5 0.728	48,75 1.919	15 0.591	8,8	1	0	PB	0,1 0.220
BS01258201035	02444092	M12	M10	35,0 1.378	24,0 0.945	8,0 0.315	18,5 0.728	19,7 0.776	23,0 0.906	56,75 2.234	19 0.748	5,9	1	0	PB	0,1 0.220
BS01658201060	02444098	M16	M10	60,0 2.362	49,0 1.929	8,0 0.315	18,5 0.728	19,7 0.776	30,0 1.181	82,75 3.258	26 1.024	7,15	1	0	PB	0,3 0.660
BS01658201240	02444102	M16	M12	40,0 1.575	29,0 1.142	8,0 0.315	23,0 0.906	24,7 0.972	30,0 1.181	62,75 2.470	26 1.024	7,2	1	0	PB	0,2 0.440
BS02058201645	02971312	M20	M16	45,0 1.772	27,0 1.063	10,0 0.394	30,0 1.181	31,7 1.248	36,5 1.437	72,0 2.835	32 1.260	-	2	0	PB	0,3 0.660

Guide

HSK-A

HSK-E

DIN

BT JIS

CAT

Combimaster

Graflex

Seco-Capto™

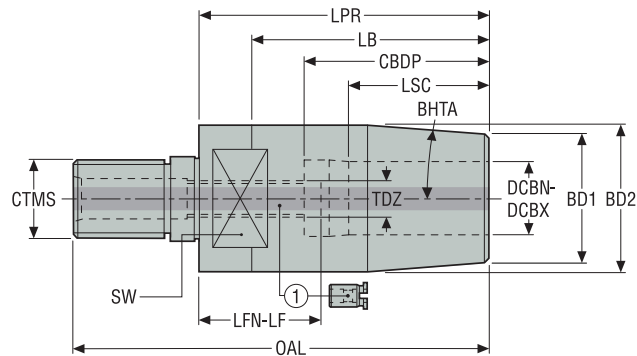
Others

Operating & setting accessories

Shrinkfit

SFD BS/5603 – Combimaster to Shrinkfit DIN holders – Metric / Inch

Combimaster



- Delivered with one stop screw
- For ISO attribute explanation, see page 12

Spare parts:
1 = Stop screw

Designation	Item number	CTMS	DCBN	LPR	OAL	LB	LSC	CBDP	BD1	BD2	LFN	LF	SW	TDZ	BHTA°	RFID hole	Balancing	Weight
			mm Inch	mm Inch	mm Inch	mm Inch	mm Inch	mm Inch	mm Inch	mm Inch	mm Inch	mm Inch	mm Inch					kg lbs
BS01656030665	02753121	M16	6,0 0.236	65,0 2.559	87,75 3.455	49,0 1.929	22,0 0.866	37,5 1.476	21,0 0.827	27,0 1.063	29,0 1.142	43,0 1.693	26 1.024	M5x0.8	4,5	0	PB	0,3 0.660
BS01656030865	02753123	M16	8,0 0.315	65,0 2.559	87,75 3.455	49,0 1.929	26,0 1.024	37,5 1.476	21,0 0.827	27,0 1.063	29,0 1.142	39,0 1.535	26 1.024	M6x1	4,5	0	PB	0,3 0.660
BS01656031070	02753125	M16	10,0 0.394	70,0 2.756	92,75 3.652	54,0 2.126	31,0 1.220	42,5 1.673	24,0 0.945	32,0 1.260	29,0 1.142	39,0 1.535	26 1.024	M8x1	4,5	0	PB	0,4 0.880
BS01656031270	02753126	M16	12,0 0.472	70,0 2.756	92,75 3.652	54,0 2.126	34,0 1.339	47,5 1.870	24,0 0.945	32,0 1.260	24,0 0.945	36,0 1.417	26 1.024	M10x1	4,5	0	PB	0,4 0.880

Accessories

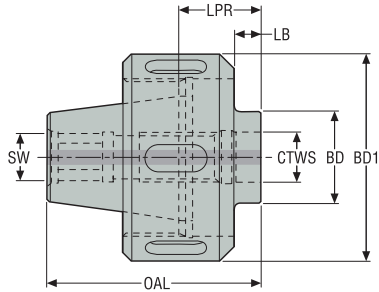
For	Balancing screws
All	90ZQ01

Spare Parts

For	Stop screw
BS01656030665	19BDR05165
BS01656030865	19BDR06165
BS01656031070	19BDR08165
BS01656031270	19BDR10165

ER/ ISO 15488


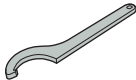

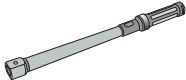
M 5820 – ER to Combimaster adapters – Metric / Inch



- Ready to use assembly
- To equip ER machine spindles or ER collet chucks
- For ISO attribute explanation, see page 12

Designation	Item number	Machine side Chuck size	Workpiece side Combimaster CTWS	LPR	LB	BD	BD1	OAL	SW	RFID hole	Weight
				mm Inch	mm Inch	mm Inch	mm Inch	mm Inch	mm Inch		
BE025582008005	03077319	ER 25	M8	14,5 0.571	5,0 0.197	13,5 0.531	42,0 1.654	39,5 1.555	10 0.394	0	0,2 0.440
BE025582010005	03033102	ER 25	M10	14,5 0.571	5,0 0.197	18,5 0.728	42,0 1.654	39,5 1.555	10 0.394	0	0,2 0.440
BE025582012005	03033103	ER 25	M12	14,5 0.571	5,0 0.197	23,0 0.906	42,0 1.654	39,5 1.555	10 0.394	0	0,2 0.440
BE032582010005	03077320	ER 32	M10	15,5 0.610	5,0 0.197	18,5 0.728	50,0 1.969	46,5 1.831	10 0.394	0	0,4 0.880
BE032582012005	03033104	ER 32	M12	15,5 0.610	5,0 0.197	23,0 0.906	50,0 1.969	46,5 1.831	10 0.394	0	0,4 0.880
BE032582016005	03033105	ER 32	M16	15,5 0.610	5,0 0.197	30,0 1.181	50,0 1.969	46,5 1.831	10 0.394	0	0,4 0.880
BE040582012005	03077321	ER 40	M12	16,5 0.650	5,0 0.197	23,0 0.906	63,0 2.480	52,5 2.067	10 0.394	0	0,7 1.540
BE040582016005	03077322	ER 40	M16	16,5 0.650	5,0 0.197	30,0 1.181	63,0 2.480	52,5 2.067	10 0.394	0	0,7 1.540
BE040582020005	03033107	ER 40	M20	16,5 0.650	5,0 0.197	36,5 1.437	63,0 2.480	52,5 2.067	10 0.394	0	0,6 1.320

Accessories

For size	Socket	Spanner 1	Spanner 2	Torque key
ER 25	 03ER042	 03B587312	 03BR042	 03DYD020200
ER 32	03ER050	03B587316	03BR050	03DYD020200
ER 40	03ER063	03B587325	03BR063	03DYD020200

Guide
 HSK-A
 HSK-E
 DIN
 BT JIS
 CAT
 Combimaster
 Graflex
 Seco-Capto™
 Others
 Operating & setting accessories
 Shrinkfit



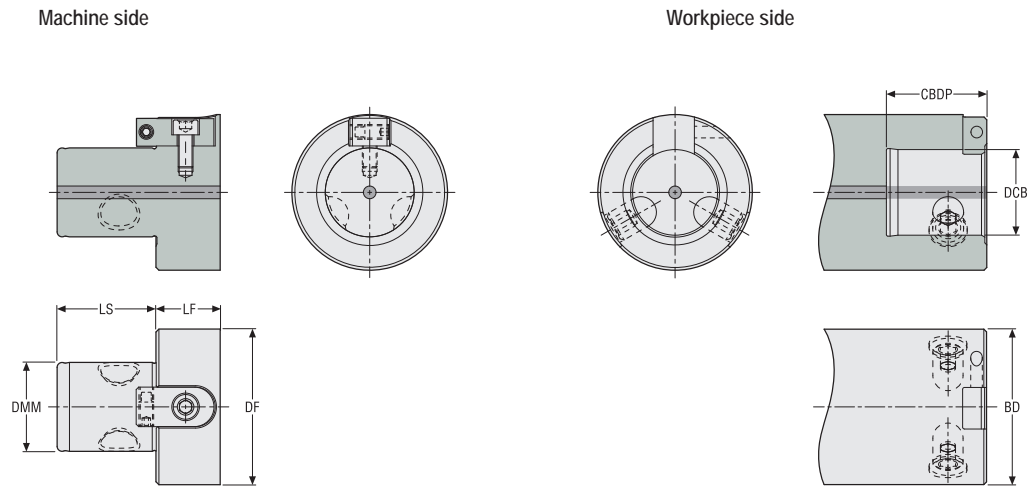
Graflex

Graflex assemblies include arbors, intermediates, tool holders and boring heads that can be rapidly built together when they are needed. Suitable for milling, drilling, tapping, reaming and boring, Graflex modules offer tooling of variable lengths and diameters and can be fitted on all types of machines simply by substituting the Graflex basic arbor.

- Excellent connection rigidity
- Wide range of modules offer high flexibility
- Through coolant possibilities

Graflex®, norm dimensions

Graflex®



Machine side catalogue designation	Hole for RFID carrier*	DF	DMM	LS	LF
		mm <i>Inch</i>	mm <i>Inch</i>	mm <i>Inch</i>	mm <i>Inch</i>
G0	No	16 <i>0.630</i>	8 <i>0.315</i>	12 <i>0.472</i>	8 <i>0.315</i>
G1	No	20 <i>0.787</i>	11 <i>0.433</i>	13 <i>0.512</i>	9,5 <i>0.374</i>
G2	No	25 <i>0.984</i>	14 <i>0.551</i>	16 <i>0.630</i>	11 <i>0.433</i>
G3	No	32 <i>1.260</i>	18 <i>0.709</i>	20 <i>0.787</i>	14 <i>0.551</i>
G4	No	40 <i>1.575</i>	22 <i>0.866</i>	24 <i>0.945</i>	17 <i>0.669</i>
G5	No	50 <i>1.969</i>	28 <i>1.102</i>	30 <i>1.181</i>	20 <i>0.787</i>
G6	No	63 <i>2.480</i>	36 <i>1.417</i>	40 <i>1.575</i>	26 <i>1.024</i>
G7	No	90 <i>3.543</i>	46 <i>1.811</i>	50 <i>1.969</i>	26 <i>1.024</i>

Workpiece side catalogue designation	Hole for RFID carrier*	CBDP	DCB	BD
		mm <i>Inch</i>	mm <i>Inch</i>	mm <i>Inch</i>
G0	No	16 <i>0.630</i>	8 <i>0.315</i>	12 <i>0.472</i>
G1	No	20 <i>0.787</i>	11 <i>0.433</i>	13 <i>0.512</i>
G2	No	25 <i>0.984</i>	14 <i>0.551</i>	16 <i>0.630</i>
G3	No	32 <i>1.260</i>	18 <i>0.709</i>	20 <i>0.787</i>
G4	No	40 <i>1.575</i>	22 <i>0.866</i>	24 <i>0.945</i>
G5	No	50 <i>1.969</i>	28 <i>1.102</i>	30 <i>1.181</i>
G6	No	63 <i>2.480</i>	36 <i>1.417</i>	40 <i>1.575</i>
G7	No	90 <i>3.543</i>	46 <i>1.811</i>	50 <i>1.969</i>

Note: These machine side and workpiece side dimensions are applied to all the holders shown in the Product pages.

* No hole for RFID carriers

Guide

HSK-A

HSK-E

DIN

BT JIS

CAT

Combimaster

Graflex

Seco-Capto™

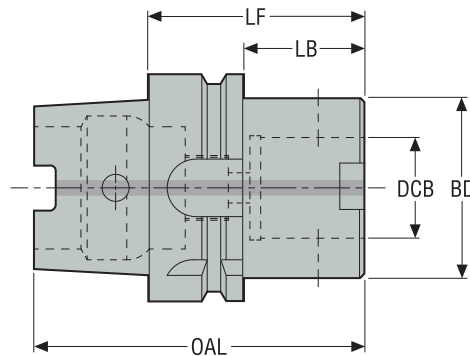
Others

Operating & setting accessories

Shrinkfit

G 401 – Graflex® arbors – Metric / Inch


HSK-A/ ISO12164-1-HSK-A



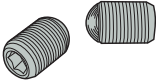
- For HSK sealing plugs, coolant tubes and tube spanners, see page(s) 376
- For ISO attribute explanation, see page 12

Designation	Item number	CTMS	CTWS	DCB	LF	LB	BD	OAL	RFID hole	Balancing	Weight
				mm Inch	mm Inch	mm Inch	mm Inch	mm Inch			kg lbs
EM93034012870	00086917	HSK-A50	G5	28,0 1.102	70,0 2.756	44,0 1.732	50,0 1.969	95,0 3.740	1	PB	0,79 1.740
EM93044011445	02469722	HSK-A63	G2	14,0 0.551	45,0 1.772	19,0 0.748	25,0 0.984	77,0 3.031	1	G6.3	0,69 1.520
EM93044011850	00086918	HSK-A63	G3	18,0 0.709	50,0 1.969	24,0 0.945	32,0 1.260	82,0 3.228	1	G6.3	0,73 1.610
EM93044012255	00088217	HSK-A63	G4	22,0 0.866	55,0 2.165	29,0 1.142	40,0 1.575	87,0 3.425	1	G6.3	0,83 1.830
EM93044012860	00086920	HSK-A63	G5	28,0 1.102	60,0 2.362	34,0 1.339	50,0 1.969	92,0 3.622	1	PB	0,98 2.160
EM930440128100	00086921	HSK-A63	G5	28,0 1.102	100,0 3.937	74,0 2.913	50,0 1.969	132,0 5.197	1	PB	1,58 3.480
EM930440128140	00086922	HSK-A63	G5	28,0 1.102	140,0 5.512	114,0 4.488	50,0 1.969	172,0 6.772	1	PB	2,18 4.810
EM93044013670	00086923	HSK-A63	G6	36,0 1.417	70,0 2.756	44,0 1.732	63,0 2.480	102,0 4.016	1	PB	1,21 2.670
EM930440136120	00086924	HSK-A63	G6	36,0 1.417	120,0 4.724	94,0 3.701	63,0 2.480	152,0 5.984	1	PB	2,38 5.250
EM93064011855	00086925	HSK-A100	G3	18,0 0.709	55,0 2.165	26,0 1.024	32,0 1.260	105,0 4.134	1	G6.3	2,1 4.630
EM93064012260	00086926	HSK-A100	G4	22,0 0.866	60,0 2.362	31,0 1.220	40,0 1.575	110,0 4.331	1	G6.3	2,19 4.830
EM93064012865	00086927	HSK-A100	G5	28,0 1.102	65,0 2.559	36,0 1.417	50,0 1.969	115,0 4.528	1	PB	2,37 5.220
EM930640128110	00086928	HSK-A100	G5	28,0 1.102	110,0 4.331	81,0 3.189	50,0 1.969	160,0 6.299	1	PB	3,02 6.660
EM930640128150	00086929	HSK-A100	G5	28,0 1.102	150,0 5.906	121,0 4.764	50,0 1.969	200,0 7.874	1	PB	3,7 8.160
EM93064013675	00083432	HSK-A100	G6	36,0 1.417	75,0 2.953	46,0 1.811	63,0 2.480	125,0 4.921	1	PB	2,6 5.730
EM930640136120	00086931	HSK-A100	G6	36,0 1.417	120,0 4.724	91,0 3.583	63,0 2.480	170,0 6.693	1	PB	3,82 8.420
EM930640136160	00086932	HSK-A100	G6	36,0 1.417	160,0 6.299	131,0 5.157	63,0 2.480	210,0 8.268	1	PB	4,72 10.410
EM93064014685	00074385	HSK-A100	G7	46,0 1.811	85,0 3.346	56,0 2.205	90,0 3.543	135,0 5.315	1	PB	3,99 8.800
EM930640146160	00086933	HSK-A100	G7	46,0 1.811	160,0 6.299	131,0 5.157	90,0 3.543	210,0 8.268	1	PB	7,67 16.910
HSKA125-G6-120	03229653	HSK-A125	G6	36,0 1.417	120,0 4.724	91,0 3.583	63,0 2.480	183,0 7.205	1	PB	5,1 11.240
HSKA125-G7-120	03229654	HSK-A125	G7	46,0 1.811	120,0 4.724	91,0 3.583	90,0 3.543	183,0 7.205	1	PB	7,1 15.650

Accessories

For size	Locking key
	
G2	03H025
G3	03H03
G4	03H04
G5	03H05
G6	03H06
G7	03H10


Spare Parts

For size	Assembly screw
	
G2	90F2
G3	90F3
G4	90F4
G5	90F5
G6	90F6
G7	90F7

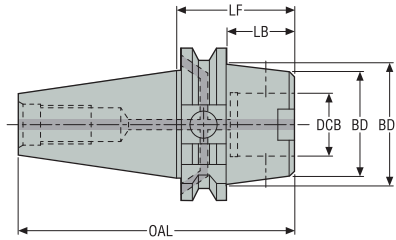
- Guide
- HSK-A
- HSK-E
- DIN
- BT JIS
- CAT
- Combimaster
- Graflex
- Seco-Capto™
- Others
- Operating & setting accessories
- Shrinkfit

G 401 – Graflex® arbors – Metric / Inch

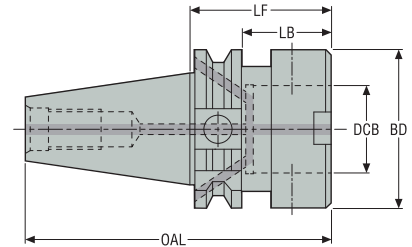
DIN 69871-ADB



Design 1



Design 2




• For ISO attribute explanation, see page 12

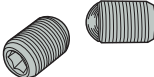

Designation	Item number	CTMS	CTWS	DCB	LF	LB	BD1	BD	OAL	Design	RFID hole	Balancing	Weight
				mm Inch	mm Inch	mm Inch	mm Inch	mm Inch	mm Inch				
EM34694011190	02503292	DIN40 ADB	G1	11,0 0.433	90,0 3.543	70,9 2.791	-	20,0 0.787	158,4 6.236	2	1	G6.3	0,94 2.070
EM34694011435	02469729	DIN40 ADB	G2	14,0 0.551	35,0 1.378	15,9 0.626	-	25,0 0.984	103,4 4.071	2	1	G6.3	0,83 1.830
EM34694011490	02503293	DIN40 ADB	G2	14,0 0.551	90,0 3.543	70,9 2.791	-	25,0 0.984	158,4 6.236	2	1	G6.3	1,02 2.250
EM34694011835	02420097	DIN40 ADB	G3	18,0 0.709	35,0 1.378	15,9 0.626	50,0 1.969	32,0 1.260	103,4 4.071	1	1	G6.3	0,91 2.010
EM346940118100	02503298	DIN40 ADB	G3	18,0 0.709	100,0 3.937	80,9 3.185	-	32,0 1.260	168,4 6.630	2	1	G6.3	1,22 2.690
EM34694012235	02503299	DIN40 ADB	G4	22,0 0.866	35,0 1.378	15,9 0.626	50,0 1.969	40,0 1.575	103,4 4.071	1	1	G6.3	0,92 2.030
EM346940122100	02503300	DIN40 ADB	G4	22,0 0.866	100,0 3.937	80,9 3.185	-	40,0 1.575	168,4 6.630	2	1	G6.3	1,44 3.170
EM34694012840	02458421	DIN40 ADB	G5	28,0 1.102	40,0 1.575	20,9 0.823	-	50,0 1.969	108,4 4.268	2	1	PB	0,93 2.050
EM34694012880	02503301	DIN40 ADB	G5	28,0 1.102	80,0 3.150	60,9 2.398	-	50,0 1.969	148,4 5.843	2	1	PB	1,5 3.310
EM346940128120	02503302	DIN40 ADB	G5	28,0 1.102	120,0 4.724	100,9 3.972	-	50,0 1.969	188,4 7.417	2	1	PB	2,08 4.590
EM34694013660	02503303	DIN40 ADB	G6	36,0 1.417	60,0 2.362	40,9 1.610	-	63,0 2.480	128,4 5.055	2	1	PB	1,24 2.730
EM346940136120	02503304	DIN40 ADB	G6	36,0 1.417	120,0 4.724	100,9 3.972	-	63,0 2.480	188,4 7.417	2	1	PB	2,65 5.840
EM347140114100	02503306	DIN50 ADB	G2	14,0 0.551	100,0 3.937	80,9 3.185	-	25,0 0.984	201,7 7.941	2	1	G6.3	2,8 6.170
EM34714011835	02503307	DIN50 ADB	G3	18,0 0.709	35,0 1.378	15,9 0.626	-	32,0 1.260	136,7 5.382	2	1	G6.3	2,67 5.890
EM347140118110	02503308	DIN50 ADB	G3	18,0 0.709	110,0 4.331	90,9 3.579	-	32,0 1.260	211,7 8.335	2	1	G6.3	3,0 6.610
EM34714012235	02503309	DIN50 ADB	G4	22,0 0.866	35,0 1.378	15,9 0.626	80,0 3.150	40,0 1.575	136,7 5.382	1	1	G6.3	2,88 6.350
EM347140122120	02503311	DIN50 ADB	G4	22,0 0.866	120,0 4.724	100,9 3.972	-	40,0 1.575	221,7 8.728	2	1	G6.3	3,5 7.720
EM34714012840	02503312	DIN50 ADB	G5	28,0 1.102	40,0 1.575	20,9 0.823	-	50,0 1.969	141,7 5.579	2	1	PB	2,75 6.060
EM347140128100	02503315	DIN50 ADB	G5	28,0 1.102	100,0 3.937	80,9 3.185	-	50,0 1.969	201,7 7.941	2	1	PB	3,56 7.850
EM347140128140	02503316	DIN50 ADB	G5	28,0 1.102	140,0 5.512	120,9 4.760	-	50,0 1.969	241,7 9.516	2	1	PB	4,08 8.990
EM34714013645	02503317	DIN50 ADB	G6	36,0 1.417	45,0 1.772	25,9 1.020	-	63,0 2.480	146,7 5.776	2	1	PB	2,88 6.350
EM347140136100	02503318	DIN50 ADB	G6	36,0 1.417	100,0 3.937	80,9 3.185	-	63,0 2.480	201,7 7.941	2	1	PB	4,1 9.040

Designation	Item number	CTMS	CTWS	DCB	LF	LB	BD1	BD	OAL	Design	RFID hole	Balancing	Weight
				mm Inch	mm Inch	mm Inch	mm Inch	mm Inch	mm Inch				kg lbs
EM347140136140	02503319	DIN50 ADB	G6	36,0 1.417	140,0 5.512	120,9 4.760	-	63,0 2.480	241,7 9.516	2	1	PB	4,99 11.000
EM34714014650	02503320	DIN50 ADB	G7	46,0 1.811	50,0 1.969	30,9 1.217	-	90,0 3.543	151,7 5.972	2	1	PB	3,23 7.120
EM347140146120	02503321	DIN50 ADB	G7	46,0 1.811	120,0 4.724	100,9 3.972	-	90,0 3.543	221,7 8.728	2	1	PB	6,48 14.290
EM347140146200	02503324	DIN50 ADB	G7	46,0 1.811	200,0 7.874	180,9 7.122	-	90,0 3.543	301,7 11.878	2	1	PB	10,4 22.930

Accessories

For size	Locking key
	
DIN40/ G1	03H02
DIN40/ G2	03H025
DIN40/ G3	03H03
DIN40/ G4	03H04
DIN40/ G5	03H05
DIN40/ G6	03H06
DIN50/ G2	03H025
DIN50/ G3	03H03
DIN50/ G4	03H04
DIN50/ G5	03H05
DIN50/ G6	03H06
DIN50/ G7	03H10
EM34714014650	03H10

Spare Parts

For size	Assembly screw	Sealing Screws
		
DIN40/ G1	90F1	950A0406
DIN40/ G2	90F2	950A0406
DIN40/ G3	90F3	950A0406
DIN40/ G4	90F4	950A0406
DIN40/ G5	90F5	950A0406
DIN40/ G6	90F6	950A0406
DIN50/ G2	90F2	950A0606
DIN50/ G3	90F3	950A0606
DIN50/ G4	90F4	950A0606
DIN50/ G5	90F5	950A0606
DIN50/ G6	90F6	950A0606
DIN50/ G7	90F7	950A0606
EM34714014650	90F71	950A0606

G 401 – Graflex® arbors – Metric / Inch

DIN 2080

Guide

HSK-A

HSK-E

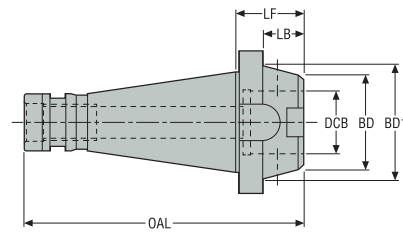
DIN

BT JIS

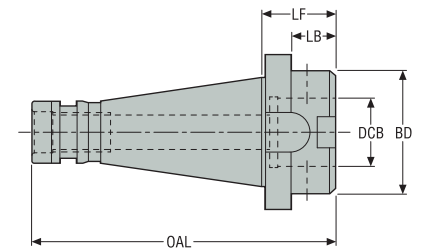
CAT



Design 1



Design 2



• For ISO attribute explanation, see page 12

Designation	Item number	CTMS	CTWS	DCB	LF	LB	BD1	BD	OAL	Design	RFID hole	Balancing	Weight
				mm Inch	mm Inch	mm Inch	mm Inch	mm Inch	mm Inch				
EM00404013650	00076707	DIN(2080)40	G6	36,0 1.417	50,0 1.969	0,0 0.0	-	63,0 2.480	143,4 5.646	2	0	PB	1,27 2.800
EM00504012835	00076710	DIN(2080)50	G5	28,0 1.102	35,0 1.378	19,8 0.780	78,0 3.071	50,0 1.969	161,8 6.370	1	0	PB	2,94 6.480
EM00504013640	00076714	DIN(2080)50	G6	36,0 1.417	40,0 1.575	24,8 0.976	-	63,0 2.480	166,8 6.567	2	0	PB	2,82 6.220
EM00504014645	00076718	DIN(2080)50	G7	46,0 1.811	45,0 1.772	29,8 1.173	-	90,0 3.543	171,8 6.764	2	0	PB	3,34 7.360

Accessories

Combimaster

For size

Locking key



Graflex

G5
G6
G7

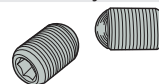
03H05
03H06
03H10

Spare Parts

Seco-Capto™

For size

Assembly screw



Others

G5
G6
G7

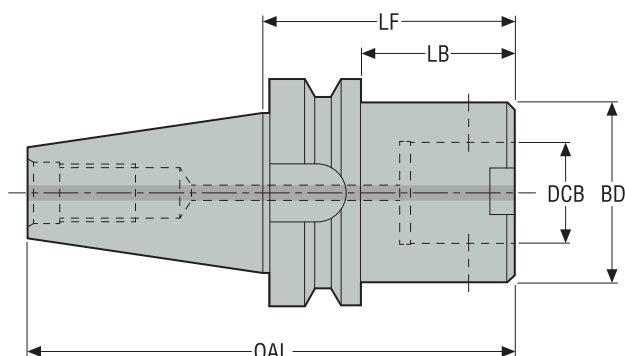
90F5
90F6
90F7

Operating & setting accessories

Shrinkfit

BT JIS B 6339-AD

G 401 – Graflex® arbors – Metric / Inch



• For ISO attribute explanation, see page 12

Designation	Item number	CTMS	CTWS	DCB	LF	LB	BD	OAL	RFID hole	Balancing	Weight
				mm <i>Inch</i>	mm <i>Inch</i>	mm <i>Inch</i>	mm <i>Inch</i>	mm <i>Inch</i>			kg <i>lbs</i>
EM40404011835	00056699	BT30 AD	G3	18,0 <i>0.709</i>	35,0 <i>1.378</i>	13,0 <i>0.512</i>	32,0 <i>1.260</i>	83,4 <i>3.283</i>	0	G6.3	0,41 <i>0.900</i>
EM40404012850	00056705	BT30 AD	G5	28,0 <i>1.102</i>	50,0 <i>1.969</i>	25,0 <i>0.984</i>	50,0 <i>1.969</i>	98,4 <i>3.874</i>	0	PB	0,62 <i>1.370</i>

Accessories

For	Locking key
EM40404011835	03H03
EM40404012850	03H05

Spare Parts

For	Assembly screw
EM40404011835	90F3
EM40404012850	90F5

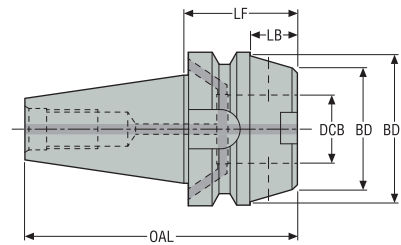
Guide
HSK-A
HSK-E
DIN
BT JIS
CAT
Combimaster
Graflex
Seco-Capto™
Others
Operating & setting accessories
Shrinkfit

G 401 – Graflex® arbors – Metric / Inch

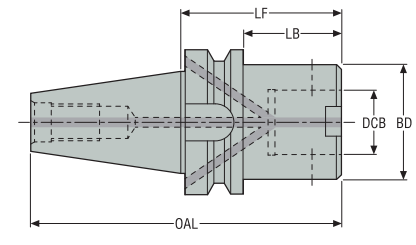
BT JIS B 6339-ADB



Design 1



Design 2




• For ISO attribute explanation, see page 12

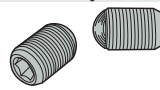

Designation	Item number	CTMS	CTWS	DCB	LF	LB	BD1	BD	OAL	Design	RFID hole	Balancing	Weight
				mm Inch	mm Inch	mm Inch	mm Inch	mm Inch	mm Inch				
EM34144011190	02503364	BT40 ADB	G1	11,0 0.433	90,0 3.543	63,0 2.480	-	20,0 0.787	155,4 6.118	2	1	G6.3	1,06 2.340
EM34144011440	02469725	BT40 ADB	G2	14,0 0.551	40,0 1.575	13,0 0.512	-	25,0 0.984	105,4 4.150	2	1	G6.3	0,98 2.160
EM34144011490	02503365	BT40 ADB	G2	14,0 0.551	90,0 3.543	63,0 2.480	-	25,0 0.984	155,4 6.118	2	1	G6.3	1,15 2.540
EM34144011840	02503366	BT40 ADB	G3	18,0 0.709	40,0 1.575	13,0 0.512	62,0 2.441	32,0 1.260	105,4 4.150	1	1	G6.3	1,07 2.360
EM341440118100	02503367	BT40 ADB	G3	18,0 0.709	100,0 3.937	73,0 2.874	-	32,0 1.260	165,4 6.512	2	1	G6.3	1,31 2.890
EM34144012245	02503368	BT40 ADB	G4	22,0 0.866	45,0 1.772	18,0 0.709	62,0 2.441	40,0 1.575	110,4 4.346	1	1	G6.3	1,14 2.510
EM341440122100	02503370	BT40 ADB	G4	22,0 0.866	100,0 3.937	73,0 2.874	-	40,0 1.575	165,4 6.512	2	1	G6.3	1,54 3.400
EM34144012845	02457989	BT40 ADB	G5	28,0 1.102	45,0 1.772	18,0 0.709	62,0 2.441	50,0 1.969	110,4 4.346	1	1	PB	1,12 2.470
EM34144012880	02503371	BT40 ADB	G5	28,0 1.102	80,0 3.150	53,0 2.087	-	50,0 1.969	145,4 5.724	2	1	PB	1,54 3.400
EM341440128120	02503372	BT40 ADB	G5	28,0 1.102	120,0 4.724	93,0 3.661	-	50,0 1.969	185,4 7.299	2	1	PB	2,12 4.670
EM34144013650	02503373	BT40 ADB	G6	36,0 1.417	50,0 1.969	0,0 -	-	63,0 2.480	115,4 4.543	2	0	PB	1,13 2.490
EM341440136120	02503374	BT40 ADB	G6	36,0 1.417	120,0 4.724	0,0 -	-	63,0 2.480	185,4 7.299	2	1	PB	2,78 6.130
EM341640114110	02503375	BT50 ADB	G2	14,0 0.551	110,0 4.331	72,0 2.835	-	25,0 0.984	211,8 8.339	2	1	G6.3	3,7 8.160
EM34164011845	02503376	BT50 ADB	G3	18,0 0.709	45,0 1.772	7,0 0.276	70,0 2.756	32,0 1.260	146,8 5.780	1	1	G6.3	3,58 7.890
EM341640118120	02503377	BT50 ADB	G3	18,0 0.709	120,0 4.724	82,0 3.228	-	32,0 1.260	221,8 8.732	2	1	G6.3	3,9 8.600
EM34164012250	02503378	BT50 ADB	G4	22,0 0.866	50,0 1.969	12,0 0.472	70,0 2.756	40,0 1.575	151,8 5.976	1	1	G6.3	3,66 8.070
EM341640122140	02503379	BT50 ADB	G4	22,0 0.866	140,0 5.512	102,0 4.016	-	40,0 1.575	241,8 9.520	2	1	G6.3	4,5 9.920
EM34164012855	02503380	BT50 ADB	G5	28,0 1.102	55,0 2.165	17,0 0.669	98,0 3.858	50,0 1.969	156,8 6.173	1	1	PB	4,0 8.820
EM341640128100	02503381	BT50 ADB	G5	28,0 1.102	100,0 3.937	62,0 2.441	-	50,0 1.969	201,8 7.945	2	1	PB	4,22 9.300
EM341640128140	02503382	BT50 ADB	G5	28,0 1.102	140,0 5.512	102,0 4.016	-	50,0 1.969	241,8 9.520	2	1	PB	4,8 10.580
EM34164013663	02503383	BT50 ADB	G6	36,0 1.417	63,0 2.480	25,0 0.984	98,0 3.858	63,0 2.480	164,8 6.488	1	1	PB	4,2 9.260
EM341640136100	02503384	BT50 ADB	G6	36,0 1.417	100,0 3.937	62,0 2.441	-	63,0 2.480	201,8 7.945	2	1	PB	4,6 10.140

Designation	Item number	CTMS	CTWS	DCB	LF	LB	BD1	BD	OAL	Design	RFID hole	Balancing	Weight
													kg lbs
				mm Inch	mm Inch	mm Inch	mm Inch	mm Inch	mm Inch				
EM341640136140	02503385	BT50 ADB	G6	36,0 1.417	140,0 5.512	102,0 4.016	-	63,0 2.480	241,8 9.520	2	1	PB	5,54 12.210
EM34164014665	02503386	BT50 ADB	G7	46,0 1.811	65,0 2.559	27,0 1.063	98,0 3.858	90,0 3.543	166,8 6.567	1	1	PB	4,4 9.700
EM341640146120	02503387	BT50 ADB	G7	46,0 1.811	120,0 4.724	82,0 3.228	-	90,0 3.543	221,8 8.732	2	1	PB	6,8 14.990
EM341640146200	02503388	BT50 ADB	G7	46,0 1.811	200,0 7.874	162,0 6.378	-	90,0 3.543	301,8 11.882	2	1	PB	10,7 23.590

Accessories

For Taper/ size	Locking key
	
BT40/ G1	03H02
BT40/ G2	03H025
BT40/ G3	03H03
BT40/ G4	03H04
BT40/ G5	03H05
BT40/ G6	03H06
BT50/ G2	03H025
BT50/ G3	03H03
BT50/ G4	03H04
BT50/ G5	03H05
BT50/ G6	03H06
BT50/ G7	03H10

Spare Parts

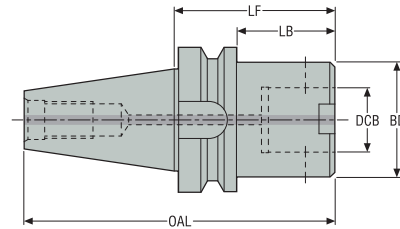
For Taper/ size	Assembly screw	Sealing Screws
		
BT40/ G1	90F1	950A0406
BT40/ G2	90F2	950A0406
BT40/ G3	90F3	950A0406
BT40/ G4	90F4	950A0406
BT40/ G5	90F5	950A0406
BT40/ G6	90F6	950A0406
BT50/ G2	90F2	950A0606
BT50/ G3	90F3	950A0606
BT50/ G4	90F4	950A0606
BT50/ G5	90F5	950A0606
BT50/ G6	90F6	950A0606
BT50/ G7	90F7	950A0606

G 401 – Graflex® arbors – Metric / Inch

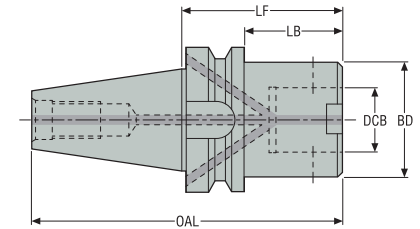
BT Taper-Face-AD/ADB



Design 1



Design 2



• For ISO attribute explanation, see page 12

Designation	Item number	CTMS	CTWS	DCB	LF	LB	BD	OAL	Design	RFID hole	Balancing	Weight
				mm <i>Inch</i>	mm <i>Inch</i>	mm <i>Inch</i>	mm <i>Inch</i>	mm <i>Inch</i>				kg <i>lbs</i>
EM40024011850	02998757	BT30 TF AD	G3	18,0 <i>0.709</i>	50,0 <i>1.969</i>	28,0 <i>1.102</i>	32,0 <i>1.260</i>	98,4 <i>3.874</i>	1	0	G6.3	0,5 <i>1.100</i>
EM40024012250	02998758	BT30 TF AD	G4	22,0 <i>0.866</i>	50,0 <i>1.969</i>	28,0 <i>1.102</i>	40,0 <i>1.575</i>	98,4 <i>3.874</i>	1	0	G6.3	0,6 <i>1.320</i>
EM321440122100	02998754	BT40 TF ADB	G4	22,0 <i>0.866</i>	100,0 <i>3.937</i>	73,0 <i>2.874</i>	40,0 <i>1.575</i>	165,4 <i>6.512</i>	2	1	G6.3	1,6 <i>3.530</i>
EM321440128120	02926006	BT40 TF ADB	G5	28,0 <i>1.102</i>	120,0 <i>4.724</i>	93,0 <i>3.661</i>	50,0 <i>1.969</i>	185,4 <i>7.299</i>	2	1	PB	2,1 <i>4.630</i>
EM321440136120	02998755	BT40 TF ADB	G6	36,0 <i>1.417</i>	120,0 <i>4.724</i>	93,0 <i>3.661</i>	63,0 <i>2.480</i>	185,4 <i>7.299</i>	2	1	PB	2,8 <i>6.170</i>
EM321640128140	02998756	BT50 TF ADB	G5	28,0 <i>1.102</i>	140,0 <i>5.512</i>	102,0 <i>4.016</i>	50,0 <i>1.969</i>	241,8 <i>9.520</i>	2	1	PB	4,9 <i>10.800</i>
EM321640136140	02926009	BT50 TF ADB	G6	36,0 <i>1.417</i>	140,0 <i>5.512</i>	102,0 <i>4.016</i>	63,0 <i>2.480</i>	241,8 <i>9.520</i>	2	1	PB	5,6 <i>12.350</i>
EM321640146200	02926010	BT50 TF ADB	G7	46,0 <i>1.811</i>	200,0 <i>7.874</i>	162,0 <i>6.378</i>	90,0 <i>3.543</i>	301,8 <i>11.882</i>	2	1	PB	10,7 <i>23.590</i>

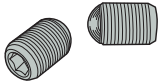

Accessories

For	Locking key
EM40024011850	03H03
EM40024012250	03H04
EM321440122100	03H04
EM321440128120	03H05
EM321440136120	03H06
EM321640128140	03H05
EM321640136140	03H06
EM321640146200	03H10

Locking key



Spare Parts

For	Assembly screw	Sealing Screws
		
EM40024011850	90F3	-
EM40024012250	90F4	-
EM321440122100	90F4	950A0406
EM321440128120	90F5	950A0406
EM321440136120	90F6	950A0406
EM321640128140	90F5	950A0606
EM321640136140	90F6	950A0606
EM321640146200	90F7	950A0606

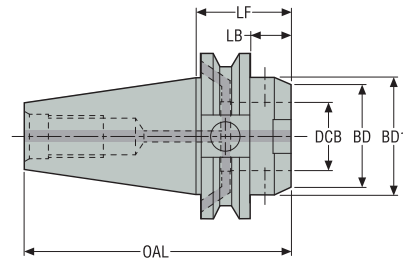
- Guide
- HSK-A
- HSK-E
- DIN
- BT JIS
- CAT
- Combimaster
- Graflex
- Seco-Capto™
- Others
- Operating & setting accessories
- Shrinkfit

G 401 – Graflex® arbors – Inch

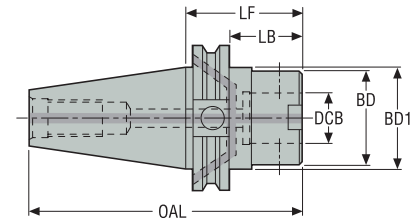
CAT / ASME B5.50-1994-ADB



Design 1



Design 2



• For ISO attribute explanation, see page 12

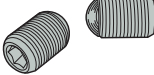

Designation	Item number	CTMS	CTWS	DCB	LF	LB	BD1	BD	OAL	Design	RFID hole	Balancing	Weight
				<i>Inch</i>	<i>Inch</i>	<i>Inch</i>	<i>Inch</i>	<i>Inch</i>	<i>Inch</i>				<i>lbs</i>
EM25024011435	02469734	CAT40 ADB	G2	0.551	1.380	0.630	1.750	0.984	4.070	1	1	G6.3	2.120
EM25024011835	00056660	CAT40 ADB	G3	0.709	1.380	0.630	1.750	1.260	4.070	1	1	G6.3	2.090
EM25024012235	00056661	CAT40 ADB	G4	0.866	1.380	0.630	1.750	1.575	4.070	1	1	G6.3	2.030
EM25024012840	00056663	CAT40 ADB	G5	1.102	1.570	0.820	1.750	1.969	4.270	2	1	PB	1.980
EM250240128100	00056662	CAT40 ADB	G5	1.102	3.940	3.190	1.750	1.969	7.420	2	1	PB	3.860
EM25024013660	00056665	CAT40 ADB	G6	1.417	2.360	1.610	1.750	2.480	5.060	2	1	PB	2.710
EM25044011835	00056666	CAT50 ADB	G3	0.709	1.380	0.630	2.750	1.260	5.380	1	1	G6.3	6.720
EM25044012235	00056667	CAT50 ADB	G4	0.866	1.380	0.630	2.750	1.575	5.380	1	1	G6.3	6.530
EM25044012840	00056669	CAT50 ADB	G5	1.102	1.570	0.820	2.750	1.969	5.580	2	1	PB	6.590
EM250440128100	00056668	CAT50 ADB	G5	1.102	3.940	3.190	2.750	1.969	7.940	2	1	PB	8.380
EM25044013645	00056671	CAT50 ADB	G6	1.417	1.770	1.020	2.750	2.480	5.780	1	1	PB	7.050
EM250440136120	00056670	CAT50 ADB	G6	1.417	4.720	3.970	2.750	2.480	9.520	1	1	PB	10.140
EM25044014665	00056675	CAT50 ADB	G7	1.811	2.560	1.810	2.750	3.543	5.970	2	1	PB	8.330
EM250440146120	00056673	CAT50 ADB	G7	1.811	4.720	3.970	2.750	3.543	8.730	2	1	PB	13.800
EM250440146200	00056674	CAT50 ADB	G7	1.811	7.870	7.120	2.750	3.543	11.880	2	1	PB	22.750

Accessories

For Taper/ size	Locking key
CAT40/ G2	03H025
CAT40/ G3	03H03
CAT40/ G4	03H04
CAT40/ G5	03H05
CAT40/ G6	03H06
CAT50/ G3	03H03
CAT50/ G4	03H04
CAT50/ G5	03H05
CAT50/ G6	03H06
CAT50/ G7	03H10



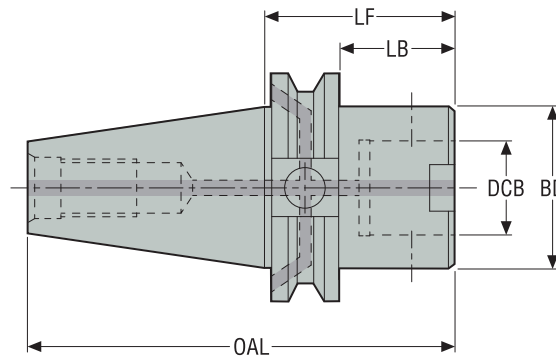
Spare Parts

For Taper/ size	Assembly screw	Sealing Screws
		
CAT40/ G2	90F2	950A0406
CAT40/ G3	90F3	950A0406
CAT40/ G4	90F4	950A0406
CAT40/ G5	90F5	950A0406
CAT40/ G6	90F6	950A0406
CAT50/ G3	90F3	950A0606
CAT50/ G4	90F4	950A0606
CAT50/ G5	90F5	950A0606
CAT50/ G6	90F6	950A0606
CAT50/ G7	90F7	950A0606

- Guide
- HSK-A
- HSK-E
- DIN
- BT JIS
- CAT
- Combimaster
- Graflex
- Seco-Capto™
- Others
- Operating & setting accessories
- Shrinkfit

G 401 – Graflex® arbors – Inch

CAT TF / ASME B5.50-2009-ADB




• For ISO attribute explanation, see page 12

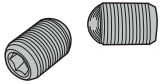

Designation	Item number	CTMS	CTWS	DCB	LF	LB	BD	OAL	Design	RFID hole	Balancing	Weight
				<i>Inch</i>	<i>Inch</i>	<i>Inch</i>	<i>Inch</i>	<i>Inch</i>				<i>lbs</i>
EM26424011880	02998750	CAT40 TF ADB	G3	0.709	3.150	2.398	1.260	5.843	2	1	G6.3	2.650
EM26424012280	02998751	CAT40 TF ADB	G4	0.866	3.150	2.398	1.575	5.843	2	1	G6.3	3.090
EM264240128100	02998752	CAT40 TF ADB	G5	1.102	3.937	3.185	1.969	6.630	2	1	PB	4.190
EM264240136100	02998753	CAT40 TF ADB	G6	1.417	3.937	3.185	2.480	6.630	2	1	PB	5.070
EM264440122100	02964322	CAT50 TF ADB	G4	0.866	3.937	3.185	1.575	7.943	2	1	G6.3	7.280
EM264440128100	02964323	CAT50 TF ADB	G5	1.102	3.937	3.185	1.969	7.943	2	1	PB	7.940
EM264440136120	02926850	CAT50 TF ADB	G6	1.417	4.724	3.972	2.480	8.732	1	1	PB	10.140
EM264440146200	02926851	CAT50 TF ADB	G7	1.811	7.874	7.122	3.543	11.880	2	1	PB	22.710

Accessories

For	Locking key
EM26424011880	03H03
EM26424012280	03H04
EM264240128100	03H05
EM264240136100	03H06
EM264440122100	03H04
EM264440128100	03H05
EM264440136120	03H06
EM264440146200	03H10



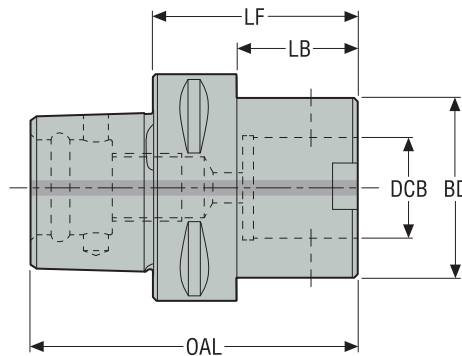
Spare Parts

For	Assembly screw	Sealing Screws
		
EM26424011880	90F3	950A0406
EM26424012280	90F4	950A0406
EM264240128100	90F5	950A0406
EM264240136100	90F6	950A0406
EM264440122100	90F4	950A0606
EM264440128100	90F5	950A0606
EM264440136120	90F6	950A0606
EM264440146200	90F7	950A0606

- Guide
- HSK-A
- HSK-E
- DIN
- BT JIS
- CAT
- Combimaster
- Graflex
- Seco-Capto™
- Others
- Operating & setting accessories
- Shrinkfit

G 401 – Graflex® adapters – Metric / Inch


Seco-Capto™



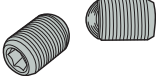
• For ISO attribute explanation, see page 12

Designation	Item number	CTMS	CTWS	DCB	LF	LB	BD	OAL	RFID hole	Balancing	Weight
				mm Inch	mm Inch	mm Inch	mm Inch	mm Inch			kg lbs
C3-391.0401-08025	02532939	C3	G0	8,0 0.315	25,0 0.984	7,0 0.276	16,0 0.630	44,0 1.732	0	G6.3	0,14 0.310
C3-391.0401-11025	02532940	C3	G1	11,0 0.433	25,0 0.984	7,0 0.276	20,0 0.787	44,0 1.732	0	G6.3	0,14 0.310
C3-391.0401-14025	02532941	C3	G2	14,0 0.551	25,0 0.984	7,0 0.276	25,0 0.984	44,0 1.732	0	G6.3	0,15 0.330
C3-391.0401-18030	02532942	C3	G3	18,0 0.709	30,0 1.181	0,0 -	32,0 1.260	49,0 1.929	0	G6.3	0,16 0.350
C4-391.0401-18035	02532943	C4	G3	18,0 0.709	35,0 1.378	12,0 0.472	32,0 1.260	59,0 2.323	0	G6.3	0,31 0.680
C4-391.0401-22035	02532944	C4	G4	22,0 0.866	35,0 1.378	0,0 -	40,0 1.575	59,0 2.323	0	G6.3	0,31 0.680
C5-391.0401-14030	02532945	C5	G2	14,0 0.551	30,0 1.181	7,0 0.276	25,0 0.984	60,0 2.362	1	G6.3	0,47 1.040
C5-391.0401-18035	02532947	C5	G3	18,0 0.709	35,0 1.378	12,0 0.472	32,0 1.260	65,0 2.559	1	G6.3	0,47 1.040
C5-391.0401-22035	02532948	C5	G4	22,0 0.866	35,0 1.378	12,0 0.472	40,0 1.575	65,0 2.559	1	G6.3	0,51 1.120
C5-391.0401-28045	02532949	C5	G5	28,0 1.102	45,0 1.772	22,0 0.866	50,0 1.969	75,0 2.953	1	PB	0,64 1.410
C6-391.0401-18035	02532950	C6	G3	18,0 0.709	35,0 1.378	10,0 0.394	32,0 1.260	73,0 2.874	1	G6.3	0,84 1.850
C6-391.0401-22040	02532951	C6	G4	22,0 0.866	40,0 1.575	15,0 0.591	40,0 1.575	78,0 3.071	1	G6.3	0,89 1.960
C6-391.0401-28050	02532952	C6	G5	28,0 1.102	50,0 1.969	25,0 0.984	50,0 1.969	88,0 3.465	1	PB	1,04 2.290
C6-391.0401-36055	02532953	C6	G6	36,0 1.417	55,0 2.165	0,0 -	63,0 2.480	93,0 3.661	1	PB	1,19 2.620
C8-391.0401-28050	02532954	C8	G5	28,0 1.102	50,0 1.969	17,0 0.669	50,0 1.969	98,0 3.858	1	PB	1,92 4.230
C8-391.0401-36055	02532955	C8	G6	36,0 1.417	55,0 2.165	22,0 0.866	63,0 2.480	103,0 4.055	1	PB	2,02 4.450
C8-391.0401-46065	02532956	C8	G7	46,0 1.811	65,0 2.559	35,0 1.378	90,0 3.543	113,0 4.449	1	PB	2,71 5.970

Accessories

For size	Locking key
	
G0	03H02
G1	03H02
G2	03H025
G3	03H03
G4	03H04
G5	03H05
G6	03H06
G7	03H10

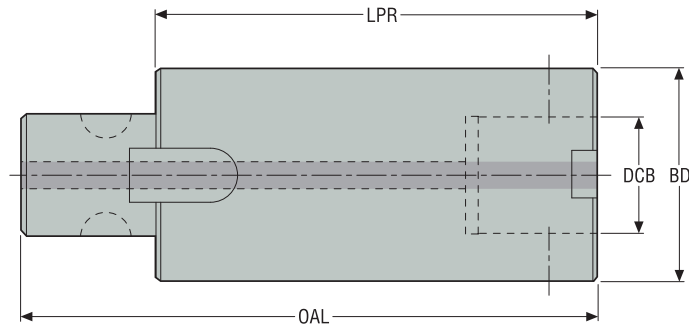
Spare Parts

For size	Assembly screw
	
G0	90F0
G1	90F1
G2	90F2
G3	90F3
G4	90F4
G5	90F5
G6	90F6
G7	90F7

Guide
HSK-A
HSK-E
DIN
BT JIS
CAT
Combimaster
Graflex
Seco-Capto™
Others
Operating & setting accessories
Shrinkfit

G 402 – Graflex® extensions – Metric / Inch

Graflex®




• For ISO attribute explanation, see page 12

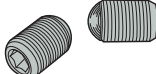

Designation	Item number	CTMS	CTWS	LPR	DCB	BD	OAL	RFID hole	Balancing	Weight
				mm <i>Inch</i>	mm <i>Inch</i>	mm <i>Inch</i>	mm <i>Inch</i>			
M402000	00056752	G0	G0	30,0 <i>1.181</i>	8,0 <i>0.315</i>	16,0 <i>0.630</i>	42,0 <i>1.654</i>	0	PB	0,05 <i>0.110</i>
M402001	00056753	G0	G0	50,0 <i>1.969</i>	8,0 <i>0.315</i>	16,0 <i>0.630</i>	62,0 <i>2.441</i>	0	PB	0,08 <i>0.180</i>
M402110	00056754	G1	G1	30,0 <i>1.181</i>	11,0 <i>0.433</i>	20,0 <i>0.787</i>	43,0 <i>1.693</i>	0	PB	0,07 <i>0.150</i>
M402111	00056755	G1	G1	50,0 <i>1.969</i>	11,0 <i>0.433</i>	20,0 <i>0.787</i>	63,0 <i>2.480</i>	0	PB	0,12 <i>0.260</i>
M402220	00056756	G2	G2	30,0 <i>1.181</i>	14,0 <i>0.551</i>	25,0 <i>0.984</i>	46,0 <i>1.811</i>	0	PB	0,11 <i>0.240</i>
M402221	00056757	G2	G2	50,0 <i>1.969</i>	14,0 <i>0.551</i>	25,0 <i>0.984</i>	66,0 <i>2.598</i>	0	PB	0,18 <i>0.400</i>
M402330	00056758	G3	G3	40,0 <i>1.575</i>	18,0 <i>0.709</i>	32,0 <i>1.260</i>	60,0 <i>2.362</i>	0	PB	0,24 <i>0.530</i>
M402331	75056759	G3	G3	60,0 <i>2.362</i>	18,0 <i>0.709</i>	32,0 <i>1.260</i>	80,0 <i>3.150</i>	0	PB	0,36 <i>0.790</i>
M402440	00056760	G4	G4	40,0 <i>1.575</i>	22,0 <i>0.866</i>	40,0 <i>1.575</i>	64,0 <i>2.520</i>	0	PB	0,37 <i>0.820</i>
M402441	00056761	G4	G4	60,0 <i>2.362</i>	22,0 <i>0.866</i>	40,0 <i>1.575</i>	84,0 <i>3.307</i>	0	PB	0,57 <i>1.260</i>
M402444	02786252	G4	G4	200,0 <i>7.874</i>	22,0 <i>0.866</i>	40,0 <i>1.575</i>	224,0 <i>8.819</i>	0	PB	1,95 <i>4.300</i>
M402550	00056762	G5	G5	50,0 <i>1.969</i>	28,0 <i>1.102</i>	50,0 <i>1.969</i>	80,0 <i>3.150</i>	0	PB	0,72 <i>1.590</i>
M402551	00056763	G5	G5	75,0 <i>2.953</i>	28,0 <i>1.102</i>	50,0 <i>1.969</i>	105,0 <i>4.134</i>	0	PB	1,12 <i>2.470</i>
M402552	00056764	G5	G5	100,0 <i>3.937</i>	28,0 <i>1.102</i>	50,0 <i>1.969</i>	130,0 <i>5.118</i>	0	PB	1,48 <i>3.260</i>
M402554	02786254	G5	G5	250,0 <i>9.843</i>	28,0 <i>1.102</i>	50,0 <i>1.969</i>	280,0 <i>11.024</i>	0	PB	3,9 <i>8.600</i>
M402660	00056765	G6	G6	60,0 <i>2.362</i>	36,0 <i>1.417</i>	63,0 <i>2.480</i>	100,0 <i>3.937</i>	0	PB	1,38 <i>3.040</i>
M402661	00056766	G6	G6	90,0 <i>3.543</i>	36,0 <i>1.417</i>	63,0 <i>2.480</i>	130,0 <i>5.118</i>	0	PB	2,1 <i>4.630</i>
M402662	00056767	G6	G6	120,0 <i>4.724</i>	36,0 <i>1.417</i>	63,0 <i>2.480</i>	160,0 <i>6.299</i>	0	PB	2,82 <i>6.220</i>
M402664	02786255	G6	G6	300,0 <i>11.811</i>	36,0 <i>1.417</i>	63,0 <i>2.480</i>	340,0 <i>13.386</i>	0	PB	7,2 <i>15.870</i>
M402770	00056768	G7	G7	60,0 <i>2.362</i>	46,0 <i>1.811</i>	90,0 <i>3.543</i>	110,0 <i>4.331</i>	0	-	2,9 <i>6.390</i>
M402771	00056769	G7	G7	90,0 <i>3.543</i>	46,0 <i>1.811</i>	90,0 <i>3.543</i>	140,0 <i>5.512</i>	0	-	4,03 <i>8.880</i>

Designation	Item number	CTMS	CTWS	LPR	DCB	BD	OAL	RFID hole	Balancing	Weight
				mm <i>Inch</i>	mm <i>Inch</i>	mm <i>Inch</i>	mm <i>Inch</i>			kg <i>lbs</i>
M402772	00056770	G7	G7	120,0 <i>4.724</i>	46,0 <i>1.811</i>	90,0 <i>3.543</i>	170,0 <i>6.693</i>	0	-	5,8 <i>12.790</i>
M402774	02786257	G7	G7	300,0 <i>11.811</i>	46,0 <i>1.811</i>	90,0 <i>3.543</i>	350,0 <i>13.780</i>	0	-	14,6 <i>32.190</i>

Accessories

For size	Locking key
	
G0	03H02
G1	03H02
G2	03H025
G3	03H03
G4	03H04
G5	03H05
G6	03H06
G7	03H10

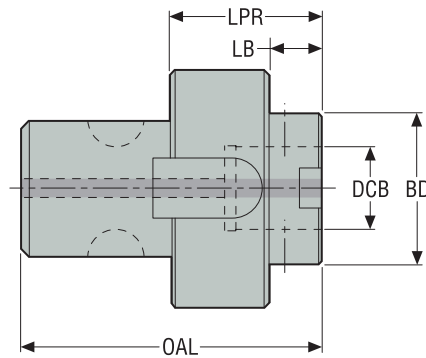
Spare Parts

For size	Assembly screw	Tenon
		
G0	90F0	90M0
G1	90F1	90M1
G2	90F2	90M2
G3	90F3	90M3
G4	90F4	90M4
G5	90F5	90M5
G6	90F6	90M6
G7	90F7	90M7

Guide
HSK-A
HSK-E
DIN
BT JIS
CAT
Combimaster
Graflex
Seco-Capto™
Others
Operating & setting accessories
Shrinkfit

G 403 – Graflex® reducers – Metric / Inch


Graflex®



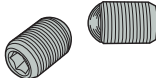

• For ISO attribute explanation, see page 12

Designation	Item number	CTMS	CTWS	LPR	LB	DCB	BD	OAL	RFID hole	Balancing	Weight
				mm <i>Inch</i>	mm <i>Inch</i>	mm <i>Inch</i>	mm <i>Inch</i>	mm <i>Inch</i>			kg <i>lbs</i>
M40310	00056771	G1	G0	30,0 <i>1.181</i>	22,0 <i>0.866</i>	8,0 <i>0.315</i>	16,0 <i>0.630</i>	43,0 <i>1.693</i>	0	PB	0,06 <i>0.130</i>
M40320	00056772	G2	G0	30,0 <i>1.181</i>	19,0 <i>0.748</i>	8,0 <i>0.315</i>	16,0 <i>0.630</i>	46,0 <i>1.811</i>	0	PB	0,08 <i>0.180</i>
M40321	00056773	G2	G1	30,0 <i>1.181</i>	19,0 <i>0.748</i>	11,0 <i>0.433</i>	20,0 <i>0.787</i>	46,0 <i>1.811</i>	0	PB	0,1 <i>0.220</i>
M40330	00056774	G3	G0	30,0 <i>1.181</i>	16,0 <i>0.630</i>	8,0 <i>0.315</i>	16,0 <i>0.630</i>	50,0 <i>1.969</i>	0	PB	0,15 <i>0.330</i>
M40331	00056775	G3	G1	30,0 <i>1.181</i>	16,0 <i>0.630</i>	11,0 <i>0.433</i>	20,0 <i>0.787</i>	50,0 <i>1.969</i>	0	PB	0,15 <i>0.330</i>
M40332	00056776	G3	G2	30,0 <i>1.181</i>	16,0 <i>0.630</i>	14,0 <i>0.551</i>	25,0 <i>0.984</i>	50,0 <i>1.969</i>	0	PB	0,16 <i>0.350</i>
M40341	00056778	G4	G1	30,0 <i>1.181</i>	13,0 <i>0.512</i>	11,0 <i>0.433</i>	20,0 <i>0.787</i>	54,0 <i>2.126</i>	0	PB	0,25 <i>0.550</i>
M40342	00056779	G4	G2	30,0 <i>1.181</i>	13,0 <i>0.512</i>	14,0 <i>0.551</i>	25,0 <i>0.984</i>	54,0 <i>2.126</i>	0	PB	0,27 <i>0.600</i>
M40343	00056780	G4	G3	30,0 <i>1.181</i>	13,0 <i>0.512</i>	18,0 <i>0.709</i>	32,0 <i>1.260</i>	54,0 <i>2.126</i>	0	PB	0,27 <i>0.600</i>
M40350	00056781	G5	G0	40,0 <i>1.575</i>	20,0 <i>0.787</i>	8,0 <i>0.315</i>	16,0 <i>0.630</i>	70,0 <i>2.756</i>	0	PB	0,47 <i>1.040</i>
M40351	00056783	G5	G1	40,0 <i>1.575</i>	20,0 <i>0.787</i>	11,0 <i>0.433</i>	20,0 <i>0.787</i>	70,0 <i>2.756</i>	0	PB	0,49 <i>1.080</i>
M40352	00056785	G5	G2	40,0 <i>1.575</i>	20,0 <i>0.787</i>	14,0 <i>0.551</i>	25,0 <i>0.984</i>	70,0 <i>2.756</i>	0	PB	0,49 <i>1.080</i>
M40353	00056787	G5	G3	40,0 <i>1.575</i>	20,0 <i>0.787</i>	18,0 <i>0.709</i>	32,0 <i>1.260</i>	70,0 <i>2.756</i>	0	PB	0,52 <i>1.150</i>
M40354	00056789	G5	G4	40,0 <i>1.575</i>	20,0 <i>0.787</i>	22,0 <i>0.866</i>	40,0 <i>1.575</i>	70,0 <i>2.756</i>	0	PB	0,55 <i>1.210</i>
M40363	00056797	G6	G3	40,0 <i>1.575</i>	14,0 <i>0.551</i>	18,0 <i>0.709</i>	32,0 <i>1.260</i>	80,0 <i>3.150</i>	0	PB	0,98 <i>2.160</i>
M40364	00056799	G6	G4	40,0 <i>1.575</i>	14,0 <i>0.551</i>	22,0 <i>0.866</i>	40,0 <i>1.575</i>	80,0 <i>3.150</i>	0	PB	0,97 <i>2.140</i>
M40365	00056807	G6	G5	45,0 <i>1.772</i>	19,0 <i>0.748</i>	28,0 <i>1.102</i>	50,0 <i>1.969</i>	85,0 <i>3.346</i>	0	PB	1,04 <i>2.290</i>
M40375	00056811	G7	G5	50,0 <i>1.969</i>	24,0 <i>0.945</i>	28,0 <i>1.102</i>	50,0 <i>1.969</i>	100,0 <i>3.937</i>	0	-	2,08 <i>4.590</i>
M40376	00056812	G7	G6	55,0 <i>2.165</i>	29,0 <i>1.142</i>	36,0 <i>1.417</i>	63,0 <i>2.480</i>	105,0 <i>4.134</i>	0	-	2,23 <i>4.920</i>

Accessories

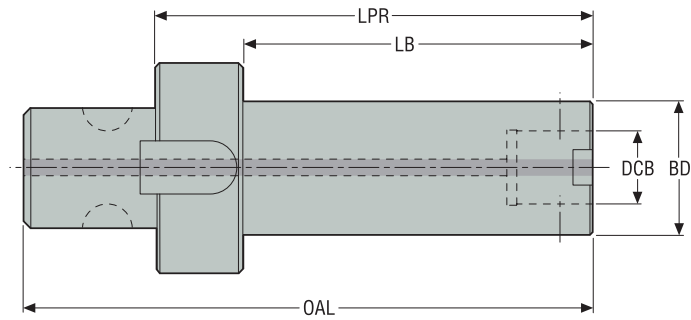
For size	Locking key
	
M40310	03H02
M40320	03H02
M40321	03H02
M40330	03H02
M40331	03H02
M40332	03H025
M40341	03H02
M40342	03H025
M40343	03H03
M40350	03H02
M40351	03H02
M40352	03H025
M40353	03H03
M40354	03H04
M40363	03H03
M40364	03H04
M40365	03H05
M40375	03H05
M40376	03H06

Spare Parts

For size	Assembly screw	Tenon
		
M40310	90F0	90M1
M40320	90F0	90M2
M40321	90F1	90M2
M40330	90F0	90M3
M40331	90F1	90M3
M40332	90F2	90M3
M40341	90F1	90M4
M40342	90F2	90M4
M40343	90F3	90M4
M40350	90F0	90M5
M40351	90F1	90M5
M40352	90F2	90M5
M40353	90F3	90M5
M40354	90F4	90M5
M40363	90F3	90M6
M40364	90F4	90M6
M40365	90F5	90M6
M40375	90F5	90M7
M40376	90F6	90M7

G 403 – Graflex® long reducers – Metric / Inch

Graflex®



• For ISO attribute explanation, see page 12

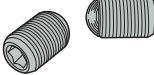

Designation	Item number	CTMS	CTWS	LPR	LB	DCB	BD	OAL	RFID hole	Balancing	Weight
				mm <i>Inch</i>	mm <i>Inch</i>	mm <i>Inch</i>	mm <i>Inch</i>	mm <i>Inch</i>			
M40350070	00056782	G5	G0	70,0 <i>2.756</i>	50,0 <i>1.969</i>	8,0 <i>0.315</i>	16,0 <i>0.630</i>	100,0 <i>3.937</i>	0	PB	0,51 <i>1.120</i>
M40351080	00056784	G5	G1	80,0 <i>3.150</i>	60,0 <i>2.362</i>	11,0 <i>0.433</i>	20,0 <i>0.787</i>	110,0 <i>4.331</i>	0	PB	0,57 <i>1.260</i>
M40352100	00056786	G5	G2	100,0 <i>3.937</i>	80,0 <i>3.150</i>	14,0 <i>0.551</i>	25,0 <i>0.984</i>	130,0 <i>5.118</i>	0	PB	0,71 <i>1.570</i>
M40353120	00056788	G5	G3	120,0 <i>4.724</i>	100,0 <i>3.937</i>	18,0 <i>0.709</i>	32,0 <i>1.260</i>	150,0 <i>5.906</i>	0	PB	1,02 <i>2.250</i>
M40354150	00056790	G5	G4	150,0 <i>5.906</i>	130,0 <i>5.118</i>	22,0 <i>0.866</i>	40,0 <i>1.575</i>	180,0 <i>7.087</i>	0	PB	1,62 <i>3.570</i>
M40361090	00056794	G6	G1	90,0 <i>3.543</i>	64,0 <i>2.520</i>	11,0 <i>0.433</i>	20,0 <i>0.787</i>	130,0 <i>5.118</i>	0	PB	1,08 <i>2.380</i>
M40362110	00056796	G6	G2	110,0 <i>4.331</i>	84,0 <i>3.307</i>	14,0 <i>0.551</i>	25,0 <i>0.984</i>	150,0 <i>5.906</i>	0	PB	1,23 <i>2.710</i>
M40363120	00056798	G6	G3	120,0 <i>4.724</i>	94,0 <i>3.701</i>	18,0 <i>0.709</i>	32,0 <i>1.260</i>	160,0 <i>6.299</i>	0	PB	1,46 <i>3.220</i>
M40364150	00056800	G6	G4	150,0 <i>5.906</i>	124,0 <i>4.882</i>	22,0 <i>0.866</i>	40,0 <i>1.575</i>	190,0 <i>7.480</i>	0	PB	2,07 <i>4.560</i>
M40365190	00056808	G6	G5	190,0 <i>7.480</i>	164,0 <i>6.457</i>	28,0 <i>1.102</i>	50,0 <i>1.969</i>	230,0 <i>9.055</i>	0	PB	3,2 <i>7.050</i>

Accessories

For	Locking key
M40350070	03H02
M40351080	03H02
M40352100	03H025
M40353120	03H03
M40354150	03H04
M40361090	03H02
M40362110	03H025
M40363120	03H03
M40364150	03H04
M40365190	03H05



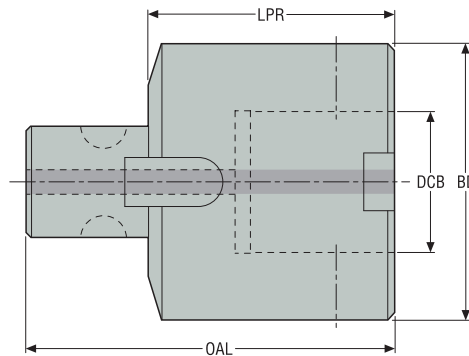
Spare Parts

For	Assembly screw	Tenon
		
M40350070	90F0	90M5
M40351080	90F1	90M5
M40352100	90F2	90M5
M40353120	90F3	90M5
M40354150	90F4	90M5
M40361090	90F1	90M6
M40362110	90F2	90M6
M40363120	90F3	90M6
M40364150	90F4	90M6
M40365190	90F5	90M6

- Guide
- HSK-A
- HSK-E
- DIN
- BT JIS
- CAT
- Combimaster
- Graflex**
- Seco-Capto™
- Others
- Operating & setting accessories
- Shrinkfit

G 403 – Graflex® enlargers – Metric / Inch

Graflex®



• For ISO attribute explanation, see page 12

Designation	Item number	CTMS	CTWS	LPR	DCB	BD	OAL	RFID hole	Balancing	Weight
				mm <i>Inch</i>	mm <i>Inch</i>	mm <i>Inch</i>	mm <i>Inch</i>			kg <i>lbs</i>
M40356	00056791	G5	G6	55,0 <i>2.165</i>	36,0 <i>1.417</i>	63,0 <i>2.480</i>	85,0 <i>3.346</i>	0	PB	1,08 <i>2.380</i>
M40367	00056810	G6	G7	80,0 <i>3.150</i>	46,0 <i>1.811</i>	90,0 <i>3.543</i>	120,0 <i>4.724</i>	0	PB	3,46 <i>7.630</i>

Accessories

For	Locking key
M40356	03H06
M40367	03H10

Spare Parts

For	Assembly screw	Tenon
M40356	90F6	90M5
M40367	90F7	90M6

Guide

HSK-A

HSK-E

DIN

BT JIS

CAT

Combimaster

Graflex

Seco-Capto™

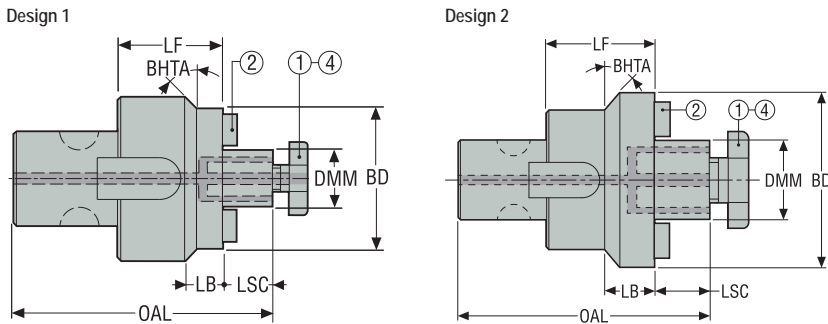
Others

Operating & setting accessories

Shrinkfit

Graflex®

SM 5525/5524 – Shell mill holders, with through coolant channels – Metric / Inch



Accessories:
4 = Bolt, through coolant


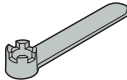
Spare parts:
1 = Bolt
2 = Tenon/Screw

- * Diameter BD on type 5524 is smaller than on type 5525
- For ISO attribute explanation, see page 12


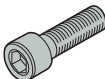


Designation	Item number	CTMS	DMM		LF	BD	OAL	LB	LSC	*	Design	BHTA°	RFID hole	Balancing	Weight						
			mm	Inch											kg	lbs					
M55251816	02422059	G3	16,0	0.630	20,0	0.787	32,0	1.260	57,0	2.244	6,0	0.236	17,0	0.669	1	-	0	PB	0,19	0.420	
M55252216R	02422060	G4R	16,0	0.630	25,0	0.984	38,0	1.496	66,0	2.598	8,0	0.315	17,0	0.669	1	-	0	PB	0,31	0.680	
M55252222	02422061	G4	22,0	0.866	25,0	0.984	48,0	1.890	68,0	2.677	8,0	0.315	19,0	0.748	2	45,0	0	PB	0,44	0.970	
M55252816	02422063	G5	16,0	0.630	32,0	1.260	38,0	1.496	79,0	3.110	12,0	0.472	17,0	0.669	1	45,0	0	PB	0,59	1.300	
M55252822R	02422064	G5R	22,0	0.866	32,0	1.260	48,0	1.890	81,0	3.189	12,0	0.472	19,0	0.748	1	-	0	PB	0,7	1.540	
M55252827	02422065	G5	27,0	1.063	32,0	1.260	60,0	2.362	83,0	3.268	12,0	0.472	21,0	0.827	*	2	45,0	0	PB	0,86	1.900
M55242827R	02449581	G5R	27,0	1.063	32,0	1.260	48,0	1.890	83,0	3.268	12,0	0.472	21,0	0.827	*	1	-	0	PB	0,68	1.500
M55253622	02422067	G6	22,0	0.866	40,0	1.575	48,0	1.890	99,0	3.898	14,0	0.551	19,0	0.748	1	45,0	0	PB	1,2	2.650	
M55253622120	02422066	G6	22,0	0.866	120,0	4.724	48,0	1.890	179,0	7.047	94,0	3.701	19,0	0.748	1	30,0	0	PB	2,36	5.200	
M55253627R	02422069	G6R	27,0	1.063	40,0	1.575	60,0	2.362	101,0	3.976	14,0	0.551	21,0	0.827	1	-	0	PB	1,27	2.800	
M55253627120R	02422068	G6R	27,0	1.063	120,0	4.724	60,0	2.362	181,0	7.126	94,0	3.701	21,0	0.827	1	-	0	PB	3,0	6.610	
M55253632	02422070	G6	32,0	1.260	40,0	1.575	78,0	3.071	104,0	4.094	14,0	0.551	24,0	0.945	2	30,0	0	PB	1,59	3.510	
M55254627R	02422071	G7R	27,0	1.063	40,0	1.575	60,0	2.362	111,0	4.370	14,0	0.551	21,0	0.827	1	45,0	0	PB	2,0	4.410	
M55254632	02422072	G7	32,0	1.260	40,0	1.575	78,0	3.071	114,0	4.488	14,0	0.551	24,0	0.945	1	45,0	0	PB	2,58	5.690	

Guide
HSK-A
HSK-E
DIN
BT JIS
CAT
Combimaster
Graflex
Seco-Capto™
Others
Operating & setting accessories
Shrinkfit

Accessories

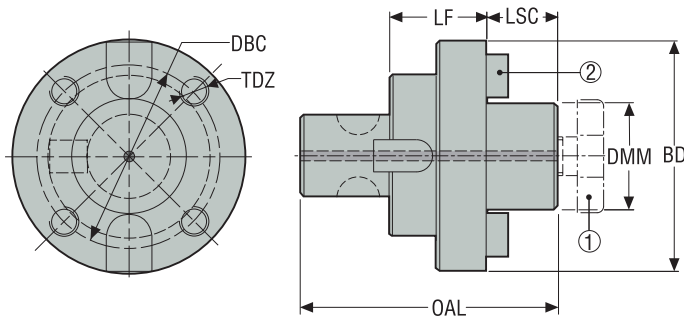
Guide	For	Bolt, through coolant	Spanner
			
HSK-A	M55251816	5801608L	5811608
	M55252216R	5801608L	5811608
	M55252222	5802210L	5812210
	M55252816	5801608L	5811608
HSK-E	M55252822R	5802210L	5812210
	M55252827	5802712L	5812712
	M55242827R	5802712L	5812712
	M55253622	5802210L	5812210
	M55253622120	5802210L	5812210
DIN	M55253627R	5802712L	5812712
	M55253627120R	5802712L	5812712
	M55253632	5803216L	5813216
	M55254627R	5802712L	5812712
	M55254632	5803216L	5813216

Spare Parts

For	Bolt	Screw	Tenon (machine side)	Tenon (workpiece side)	
					
CAT	M55242827R	5802712	951D0512	90M5R	16C127
	M55251816	5801608	950D0308	90M3	16C116
Combimaster	M55252216R	5801608	950D0310	90M4	16C10810164
	M55252222	5802210	950D0414	90M4	16C11012206
	M55252816	5801608	950D0310	90M5	16C10810164
	M55252822R	5802210	950D0414	90M5R	16C11012206
	M55252827	5802712	951D0516	90M5	16C11214243
Graflex	M55253622	5802210	950D0414	90M6	16C11012206
	M55253622120	5802210	950D0414	90M6	16C11012206
	M55253627120R	5802712	951D0516	90M6R	16C11214243
	M55253627R	5802712	951D0516	90M6R	16C11214243
	M55253632	5803216	951D0516	90M6	16C2141421
Seco-Capto™	M55254627R	5802712	951D0516	90M7R	16C11214243
	M55254632	5803216	951D0516	90M7	16C2141421

Graflex®

SMF 569 – Milling cutter holders, flange mounting – DIN 6357/ DIN 2079 – Metric / Inch



Spare parts:
1 = Bolt
2 = Tenon/Screw

- DMM 40, with additional central thread and bolt according to ISO 3937
- For ISO attribute explanation, see page 12

Designation	Item number	CTMS	DMM		LF	LSC	BD	OAL	DBC	TDZ	RFID hole	Balancing	Weight				
			mm	Inch													
M5694640	00076744	G7	40,0	1.575	46,0	1.811	27,0	1.063	89,0	3.504	4.843	66,7	2.626	M12x1.75	0	PB	3,1 6.830
M5694660	00076745	G7	60,0	2.362	54,0	2.126	40,0	1.575	129,0	5.079	5.669	101,6	4.000	M16x2	0	PB	6,1 13.450

Accessories

For	Spanner
M5694640	5814020
M5694660	-

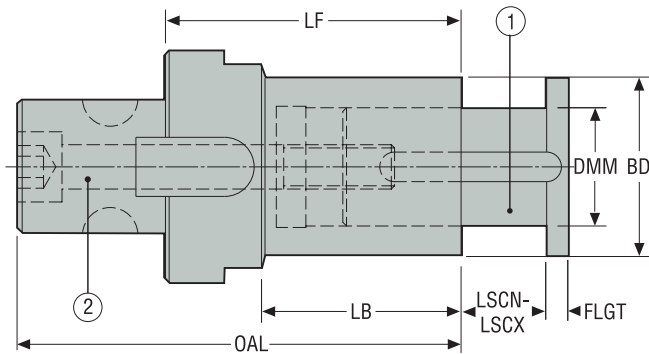
Spare Parts

For	Bolt	Screw	Tenon (machine side)	Tenon (workpiece side)
M5694640	5804020	951D0616	90M7	16C34040
M5694660	-	951D1225	90M7	16C35060

Guide
HSK-A
HSK-E
DIN
BT JIS
CAT
Combimaster
Graflex
Seco-Capto™
Others
Operating & setting accessories
Shrinkfit

DM 5656 – Disc mill holders – Metric / Inch

Graflex®



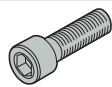
- Best suited for Seco disc mill cutters Type A
- For ISO attribute explanation, see page 12

Spare parts:
1 = Slide rod
2 = Screw

Designation	Item number	CTMS	DMM	LF	BD	LB	OAL	FLGT	LSCN	LSCX	RFID hole	Balancing	Weight
			mm Inch	mm Inch	mm Inch	mm Inch	mm Inch	mm Inch	mm Inch	mm Inch			
M56561816	00076736	G3	16,0 0.630	50,0 1.969	28,0 1.102	36,0 1.417	70,0 2.756	3,0 0.118	0,0 0.0	10,0 0.394	0	PB	0,3 0.660
M56562222	00076737	G4	22,0 0.866	60,0 2.362	35,0 1.378	43,0 1.693	84,0 3.307	4,0 0.157	0,0 0.0	12,0 0.472	0	PB	0,56 1.230
M56562827	00076738	G5	27,0 1.063	65,0 2.559	42,0 1.654	45,0 1.772	95,0 3.740	5,0 0.197	0,0 0.0	15,0 0.591	0	PB	0,95 2.090
M5656283212	02422074	G5	32,0 1.260	80,0 3.150	48,0 1.890	60,0 2.362	110,0 4.331	6,0 0.236	0,0 0.0	24,0 0.945	0	PB	1,32 2.910
M56563640	00076741	G6	40,0 1.575	110,0 4.331	58,0 2.283	84,0 3.307	150,0 5.906	7,0 0.276	0,0 0.0	30,0 1.181	0	PB	2,68 5.910
M56564650	00076743	G7	50,0 1.969	130,0 5.118	72,0 2.835	104,0 4.094	180,0 7.087	8,0 0.315	0,0 0.0	32,0 1.260	0	PB	5,3 11.680

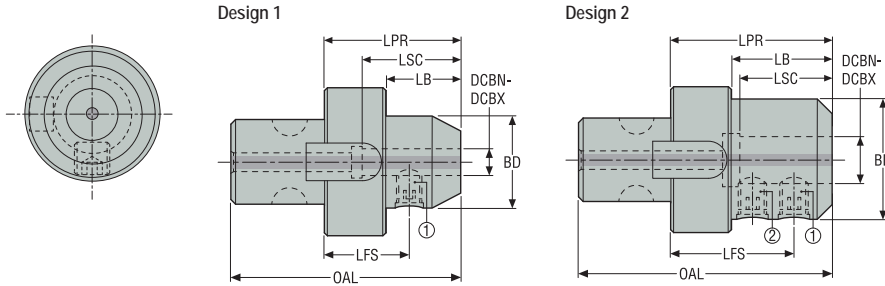
Spare Parts

For	Screw	Slide rod	Tenon
M56561816	950D0650	565616	90M3
M56562222	950D0860	565622	90M4
M56562827	950D1070	565627	90M5
M5656283212	950D1290	56563202	90M5
M56563640	950D16110	565640	90M6
M56564650	950D16120	565650	90M7



Graflex®

EM 584 – Side lock holders, Weldon – DIN 1835 Form B/ DIN 6535 Form HB – Metric / Inch



Spare parts:
 1 = Locking screw 1
 2 = Locking screw 2

- Weldon ØDCBN-DCBX 20, 25, 32 and 40 mm / 0.787, 0.984, 1.260 and 1.575" with ground face (Seco-Weldon compatible)
- For ISO attribute explanation, see page 12

Designation	Item number	CTMS	DCBN-DCBX		LPR		LSC		LB		BD		OAL		LFS		Design	RFID hole	Balancing	Weight
			mm	Inch	mm	Inch	mm	Inch	mm	Inch	mm	Inch	mm	Inch	mm	Inch				
M5842806	00076748	G5	6,0	0.236	45,0	1.772	27,0	1.063	25,0	0.984	25,0	0.984	75,0	2.953	27,5	1.083	1	0	PB	0,51 1.120
M5842808	00076749	G5	8,0	0.315	45,0	1.772	30,0	1.181	25,0	0.984	28,0	1.102	75,0	2.953	27,5	1.083	1	0	PB	0,52 1.150
M5842810	00076750	G5	10,0	0.394	55,0	2.165	36,0	1.417	35,0	1.378	35,0	1.378	85,0	3.346	35,5	1.398	1	0	PB	0,65 1.430
M5842812	00076751	G5	12,0	0.472	60,0	2.362	43,0	1.693	40,0	1.575	42,0	1.654	90,0	3.543	38,0	1.496	1	0	PB	0,79 1.740
M5842814	00076752	G5	14,0	0.551	60,0	2.362	43,0	1.693	40,0	1.575	44,0	1.732	90,0	3.543	38,0	1.496	1	0	PB	0,81 1.790
M5842816	00076753	G5	16,0	0.630	65,0	2.559	46,0	1.811	45,0	1.772	48,0	1.890	95,0	3.740	41,5	1.634	1	0	PB	0,94 2.070
M5842818	00076754	G5	18,0	0.709	65,0	2.559	46,0	1.811	45,0	1.772	50,0	1.969	95,0	3.740	41,5	1.634	1	0	PB	0,96 2.120
M5842820	00071723	G5	20,0	0.787	65,0	2.559	48,0	1.890	45,0	1.772	52,0	2.047	95,0	3.740	40,5	1.594	1	0	PB	1,0 2.200
M5843616	00076761	G6	16,0	0.630	65,0	2.559	46,0	1.811	39,0	1.535	48,0	1.890	105,0	4.134	41,5	1.634	1	0	PB	1,34 2.950
M5843620	00076763	G6	20,0	0.787	65,0	2.559	48,0	1.890	39,0	1.535	52,0	2.047	105,0	4.134	40,5	1.594	1	0	PB	1,37 3.020
M5843625	00072478	G6	25,0	0.984	80,0	3.150	54,0	2.126	54,0	2.126	63,0	2.480	120,0	4.724	56,5	2.224	2	0	PB	1,95 4.300
M5843632	00071725	G6	32,0	1.260	80,0	3.150	58,0	2.283	54,0	2.126	72,0	2.835	120,0	4.724	56,5	2.224	2	0	PB	2,15 4.740
M5844640	00076767	G7	40,0	1.575	100,0	3.937	68,0	2.677	74,0	2.913	80,0	3.150	150,0	5.906	70,5	2.776	2	0	PB	4,0 8.820

Guide

HSK-A

HSK-E

DIN

BT JIS

CAT

Combimaster

Graflex

Seco-Capto™

Others

Operating & setting accessories

Shrinkfit

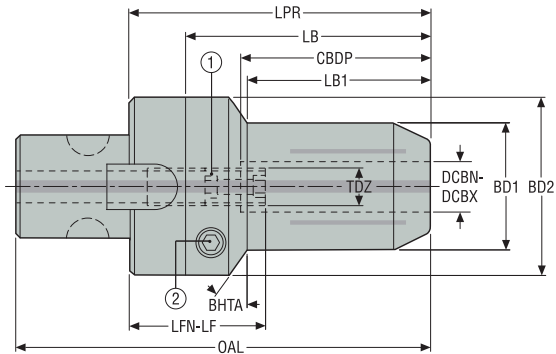
Spare Parts

Guide	For	Locking screw 1	Locking screw 2	Tenon
				
HSK-A	M5842806	951C0610	-	90M5
	M5842808	951C0810	-	90M5
	M5842810	951C1012	-	90M5
	M5842812	951C1216	-	90M5
	M5842814	951C1216	-	90M5
HSK-E	M5842816	951C1416	-	90M5
	M5842818	951C1416	-	90M5
	M5842820	951C1616	-	90M5
	M5843616	951C1416	-	90M6
	M5843620	951C1616	-	90M6
DIN	M5843625	951C1820	951C1820	90M6
	M5843632	951C2020	951C2017	90M6
	M5844640	951C2020	951C2020	90M7

- Guide
- HSK-A
- HSK-E
- DIN
- BT JIS
- CAT
- Combimaster
- Graflex
- Seco-Capto™
- Others
- Operating & setting accessories
- Shrinkfit

Graflex®

HC 5834 – Hydraulic chucks – Metric / Inch



Accessories:
2 = Locking key for press screw

Spare parts:
1 = Stop screw
2 = Press screw

- For reduction sleeves and control gauges, see page(s) 387, 388-389
- For ISO attribute explanation, see page 12

Designation	Item number	CTMS	DCBN-DCBX		LPR	LB	CDBP	LB1	BD1	BD2	OAL	LFN	LF	TDZ	BHTA*	RFID hole	Balancing	Weight
			mm	Inch														
M58342820	00038999	G5	20,0	90,0	70,0	52,0	47,0	42,0	50,0	120,0	42,0	70,0	M10x1.5	30,0	0	PB	1,12	2,470
M58343625	02585016	G6	25,0	100,0	74,0	58,0	50,0	58,0	63,0	140,0	42,0	52,0	M10x1.5	30,0	0	PB	2,24	4,940
M58343632	00039001	G6	32,0	100,0	74,0	63,0	-	63,0	64,0	140,0	52,0	62,0	M10x1.5	30,0	0	PB	2,27	5,000

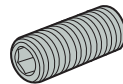
Accessories

For	Locking key
M58342820	H04-4
M58343625	H04-4
M58343632	H04-4



Spare Parts

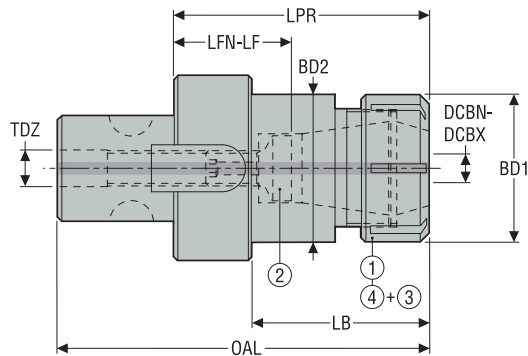
For	Press screw	Stop screw	Tenon
M58342820	950AF1010010	19LS1020A	90M5
M58343625	950AF1010010	19LS0820A	90M6
M58343632	950AF1010010	19LS1020A	90M6



Guide
HSK-A
HSK-E
DIN
BT JIS
CAT
Combimaster
Graflex
Seco-Capto™
Others
Operating & setting accessories
Shrinkfit

ER 5675 – ER collet chucks - ISO 15488 – Metric / Inch

Graflex®



- For ER extensions and ER collets, see page(s) 369, 403, 404, 405
- For ER sealing rings, see page(s) 409, 410
- For ISO attribute explanation, see page 12

Accessories:
3 = Sealing ring
4 = Sealing nut




Spare parts:
1 = Nut
2 = Stop screw

Designation	Item number	CTMS	DCBN	DCBX	CTWS	LPR	BD2	BD1	OAL	LB	LFN	LF	TDZ	RFID hole	Balancing	Weight
			mm Inch	mm Inch		mm Inch	mm Inch	mm Inch	mm Inch	mm Inch	mm Inch	mm Inch				
BM03056752570R	02750250	G3	1,0 0.039	16,0 0.630	ER 25	70,0 2.756	32,0 1.260	35,0 1.378	90,0 3.543	56,0 2.205	30,0 1.181	30,0 1.181	M10	0	PB	0,35 0.770
BM05056752560	02750251	G5	1,0 0.039	16,0 0.630	ER 25	60,0 2.362	42,0 1.654	42,0 1.654	90,0 3.543	40,0 1.575	17,0 0.669	22,0 0.866	M12	0	PB	0,66 1.460
BM05056753275	02750252	G5	2,0 0.079	20,0 0.787	ER 32	75,0 2.953	50,0 1.969	50,0 1.969	105,0 4.134	32,0 1.260	25,0 0.984	32,0 1.260	M12	0	PB	0,92 2.030
BM06056752560	02750254	G6	1,0 0.039	16,0 0.630	ER 25	60,0 2.362	42,0 1.654	42,0 1.654	100,0 3.937	34,0 1.339	3,0 0.118	22,0 0.866	M12	0	PB	1,09 2.400
BM06056753275	02750256	G6	2,0 0.079	20,0 0.787	ER 32	75,0 2.953	50,0 1.969	50,0 1.969	115,0 4.528	49,0 1.929	25,0 0.984	32,0 1.260	M12	0	PB	1,32 2.910
BM06056754085	02750257	G6	3,0 0.118	26,0 1.024	ER 40	85,0 3.346	63,0 2.480	63,0 2.480	125,0 4.921	59,0 2.323	26,0 1.024	35,0 1.378	M12	0	PB	1,73 3.810

Accessories

For	Seal nut	Socket	Spanner	Spanner 1	Torque key
BM03056752570R	-	03ER035B	03B545025	03BR035	03DYD010100B
BM05056752560	08B587525IC	03ER042	03B587525	03BR042	03DYD020200
BM05056753275	08B587532IC	03ER050	03B587532	03BR050	03DYD020200
BM06056752560	08B587525IC	03ER042	03B587525	03BR042	03DYD020200
BM06056753275	08B587532IC	03ER050	03B587532	03BR050	03DYD020200
BM06056754085	08B587540IC	03ER063	03B587540	03BR063	03DYD020200

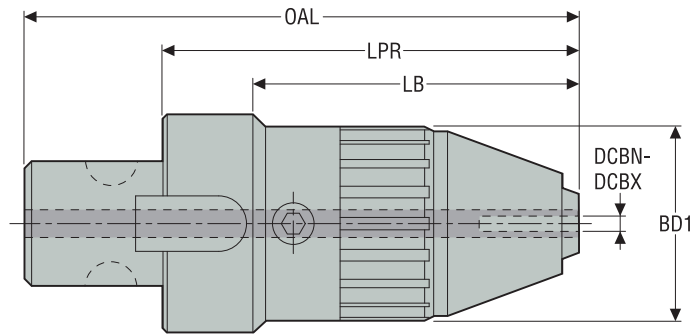
Spare Parts

For	Nut	Stop screw	Tenon
			
BM03056752570R	08B587525M	19PM1016	90M3
BM05056752560	08B587525X	19PM1216	90M5
BM05056753275	08B587532X	19PM1220	90M5
BM06056752560	08B587525X	19PM1216	90M62
BM06056753275	08B587532X	19PM1220	90M6
BM06056754085	08B587540X	19PM1225	90M6

- Guide
- HSK-A
- HSK-E
- DIN
- BT JIS
- CAT
- Combimaster
- Graflex
- Seco-Capto™
- Others
- Operating & setting accessories
- Shrinkfit

UDC 5085 – Drill chucks – Metric / Inch

Graflex®



• For ISO attribute explanation, see page 12

Designation	Item number	CTMS	DCBN <i>mm</i> <i>Inch</i>	DCBX <i>mm</i> <i>Inch</i>	OAL <i>mm</i> <i>Inch</i>	LPR <i>mm</i> <i>Inch</i>	LB <i>mm</i> <i>Inch</i>	BD1 <i>mm</i> <i>Inch</i>	RFID hole	Balan- cing	Weight <i>kg</i> <i>lbs</i>
M50852813L	00055942	G5	1,0 <i>0.039</i>	13,0 <i>0.512</i>	130,0 <i>5.118</i>	100,0 <i>3.937</i>	80,0 <i>3.150</i>	43,0 <i>1.693</i>	0	PB	0,92 <i>2.030</i>
M50853616L	00055943	G6	2,5 <i>0.098</i>	16,0 <i>0.630</i>	160,0 <i>6.299</i>	120,0 <i>4.724</i>	94,0 <i>3.701</i>	56,0 <i>2.205</i>	0	PB	2,01 <i>4.430</i>

Accessories

For	Key
M50852813L	H06-4
M50853616L	H06-4



Spare Parts

For	Tenon
M50852813L	90M5
M50853616L	90M6





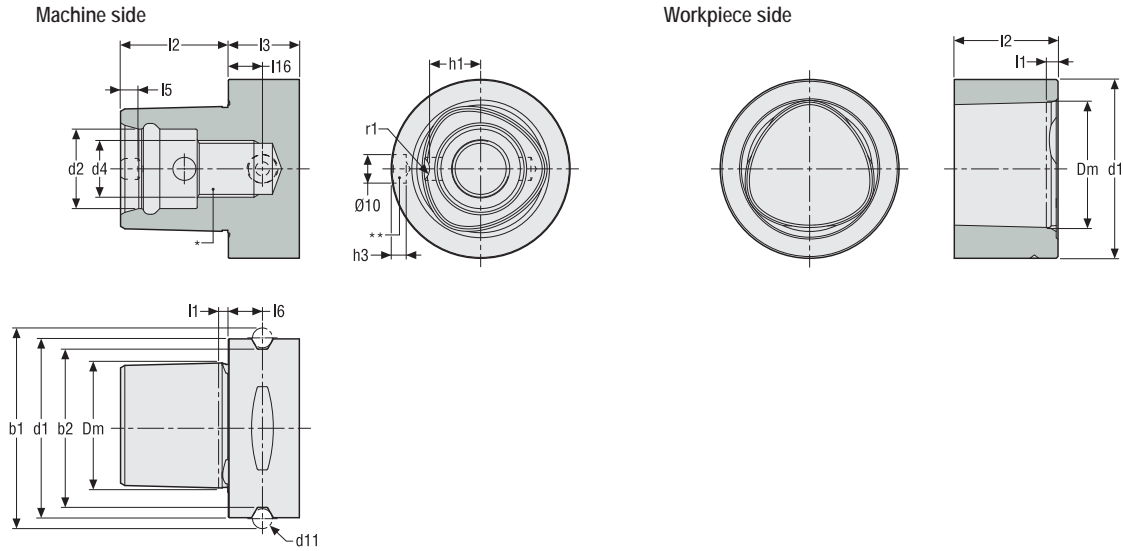
Seco-Capto™

Seco-Capto™ is a leading quick-change modular tooling system for quick setup and replacement of cutting edge holders. The Seco-Capto™ modular tooling range uses Polygonal Shank Coupling (PSC) in accordance with ISO 26623 and features a self-locking taper joint.

- Tool holders range, such as Shrinkfit, collet chuck and shell mill
- Seco-Capto™ basic arbors with HSK, DIN, BT connections
- Seco-Capto™ cassette for greater reliability and insert clamping

Seco-Capto™, norm dimensions

ISO 26623-1-PSC/ ISO 26623-2-PSC



Machine side catalogue designation	Hole for RFID carrier**	d ₁	d ₂	d ₄	d ₁₁	Dm	b ₁	b ₂	l ₁	l ₂	l _{3 min}	l ₅	l ₆	l ₁₆	h ₁	h ₃	r ₁
		mm Inch	mm Inch		mm Inch	mm Inch	mm Inch	mm Inch	mm Inch	mm Inch	mm Inch	mm Inch	mm Inch	mm Inch	mm Inch	mm Inch	mm Inch
C3	No**	32 1.260	15 0.591	M12	5 0.197	22 0.866	39 1.535	28,3 1.114	2,5 0.098	19 0.748	15 0.591	3,2 0.126	6 0.236	9 0.354	9 0.354	5,4 0.213	3 0.118
C4	No**	40 1.575	18 0.709	M14	5 0.197	28 1.102	46 1.811	35,3 1.390	2,5 0.098	24 0.945	20 0.787	4 0.157	8 0.315	12 0.472	11 0.433	5,2 0.205	3 0.118
C5	**	50 1.969	21 0.827	M16	7 0.276	35 1.378	59,3 2.335	44,4 1.748	3 0.118	30 1.181	20 0.787	5,3 0.209	10 0.394	12 0.472	14 0.551	5,1 0.201	4 0.157
C6	**	63 2.480	28 1.102	M20	7 0.276	44 1.732	70,7 2.783	55,8 2.197	3 0.118	38 1.496	22 0.866	6,2 0.244	12 0.472	12 0.472	18 0.709	5 0.197	5 0.197
C8	**	80 3.150	32 1.260	M20	7 0.276	55 2.165	86 3.386	71,1 2.799	3 0.118	48 1.890	30 1.181	8 0.315	12 0.472	12 0.472	22,2 0.874	4,9 0.193	6 0.236

Workpiece side catalogue designation	Hole for RFID carrier**	d _{1 min}	d ₃	Dm	l ₁	l ₂	l ₃	l ₄
		mm Inch	mm Inch	mm Inch	mm Inch	mm Inch	mm Inch	mm Inch
C3	No	32 1.260	2 0.079	22 0.866	2,3 0.091	18,4 0.724	16,5 0.650	9,4 0.370
C4	No	40 1.575	2,5 0.098	28 1.102	2,3 0.091	23,4 0.921	21 0.827	11,5 0.453
C5	No	50 1.969	3 0.118	35 1.378	2,8 0.110	29,4 1.157	26 1.024	14,5 0.571
C6	**	63 2.480	4 0.157	44 1.732	2,8 0.110	37,4 1.472	33,5 1.319	18,5 0.728
C8	**	80 3.150	5 0.197	55 2.165	2,8 0.110	47,4 1.866	43 1.693	22,8 0.898

Note: These machine side and workpiece side dimensions are applied to all the holders shown in the Product pages.

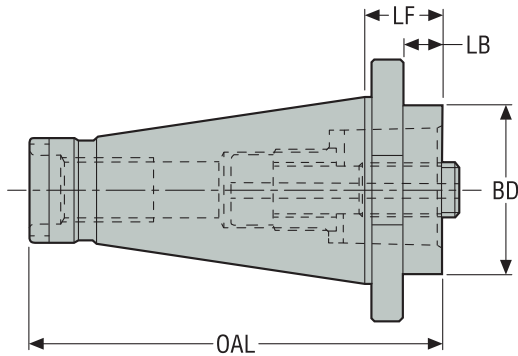
* The Seco-Capto™ machine side of short extensions can only be hold by spindles with segment clamping (not with center bolt clamping). The Seco-Capto™ machine side of short reducers can only be hold by spindles with segment clamping (not with center bolt clamping).

** In order to know if a hole for RFID carrier exists, see 'RFID hole' column in Product pages: 1= hole for RFID carrier available, if required a carrier can be fitted on request, please enquire.

0= hole for RFID carrier not available, if required hole can be machined and a carrier can be fitted on request, please enquire.

DIN 2080

C 00 – DIN 2080 to Seco-Capto™ holders – ISO 26623-2 – Metric / Inch



• For ISO attribute explanation, see page 12

Designation	Item number	CTMS	CTWS	LF	LB	BD	OAL	RFID hole	Balancing	Weight
				mm Inch	mm Inch	mm Inch	mm Inch			
C3-390.00-40030	75039844	DIN(2080)40	C3	30,0 1.181	18,4 0.724	32,0 1.260	123,4 4.858	0	-	0,8 1.760
C4-390.00-40030	75039848	DIN(2080)40	C4	30,0 1.181	18,4 0.724	40,0 1.575	123,4 4.858	0	-	0,82 1.810
C4-390.00-40060	75039849	DIN(2080)40	C4	60,0 2.362	48,4 1.906	40,0 1.575	153,4 6.039	0	-	1,08 2.380
C5-390.00-40030	75039852	DIN(2080)40	C5	30,0 1.181	18,4 0.724	50,0 1.969	123,4 4.858	0	-	0,81 1.790
C6-390.00-40075	00048158	DIN(2080)40	C6	75,0 2.953	0,0 -	63,0 2.480	168,4 6.630	0	-	1,82 4.010
C3-390.00-50030	75039846	DIN(2080)50	C3	30,0 1.181	14,8 0.583	32,0 1.260	156,8 6.173	0	-	2,5 5.510
C3-390.00-50060	75039847	DIN(2080)50	C3	60,0 2.362	44,8 1.764	32,0 1.260	186,8 7.354	0	-	2,5 5.510
C4-390.00-50030	75039850	DIN(2080)50	C4	30,0 1.181	14,8 0.583	40,0 1.575	156,8 6.173	0	-	2,5 5.510
C4-390.00-50060	75039851	DIN(2080)50	C4	60,0 2.362	44,8 1.764	40,0 1.575	186,8 7.354	0	-	2,5 5.510
C5-390.00-50030	75039854	DIN(2080)50	C5	30,0 1.181	14,8 0.583	50,0 1.969	156,8 6.173	0	-	2,62 5.780
C5-390.00-50070	75039855	DIN(2080)50	C5	70,0 2.756	54,8 2.157	50,0 1.969	196,8 7.748	0	-	3,29 7.250
C6-390.00-50030	75039856	DIN(2080)50	C6	30,0 1.181	14,8 0.583	63,0 2.480	156,8 6.173	0	-	2,56 5.640
C6-390.00-50080	75039857	DIN(2080)50	C6	80,0 3.150	64,8 2.551	63,0 2.480	206,8 8.142	0	-	3,27 7.210
C8-390.00-50070	75039858	DIN(2080)50	C8	70,0 2.756	54,8 2.157	80,0 3.150	196,8 7.748	0	-	3,8 8.380
C8-390.00-50120	75039859	DIN(2080)50	C8	120,0 4.724	104,8 4.126	80,0 3.150	246,8 9.717	0	-	5,6 12.350

Guide

HSK-A

HSK-E

DIN

BT JIS

CAT

Combimaster

Grafix

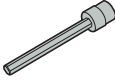
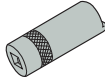
Seco-Capto™

Others

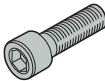

Operating & setting accessories

Shrinkfit

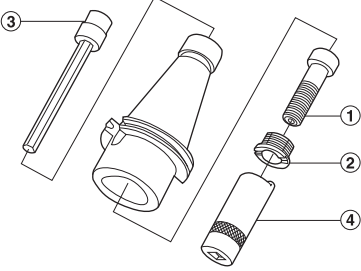
Accessories

Guide	For	Extension key	Spanner
			
HSK-A	C3	5680015-05	5680065-13
	C4	5680015-05	5680065-10
	C5	5680015-01	5680065-11
	C6-400	5680015-01	5680065-12
HSK-E	C6-500	5680015-02	5680065-12
	C8	5680015-02	5680065-12

Spare Parts

DIN	For	Center screw	Retaining nut
			
BT JIS	C3	5512063-10	5512091-04
	C4	5512063-07	5512091-03
	C5	5512063-08	5512091-01
	C6-400	5512063-13	5512091-02
	C6-500	5512063-09	5512091-02
	C8	5512063-09	5512091-02

Accessories / Spare Parts

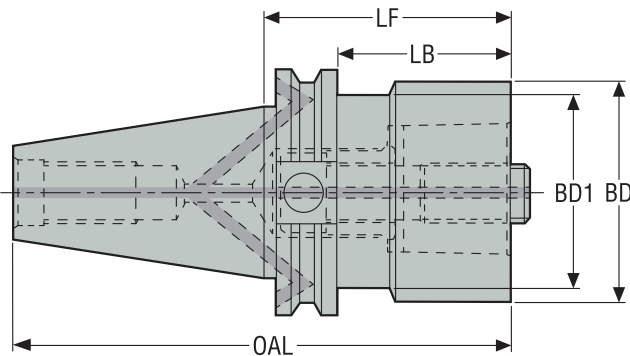


Accessories:
 3 = Extension key
 4 = Spanner

Spare parts:
 1 = Center screw
 2 = Retaining nut

CAT / ASME B5.50-2009-ADB

C 55/58 – CAT to Seco-Capto™ holders – Inch



• For ISO attribute explanation, see page 12

Designation	Item number	CTMS	CTWS	LF	LB	BD	BD1	OAL	Design	RFID hole	Balancing	Weight
				<i>Inch</i>	<i>Inch</i>	<i>Inch</i>	<i>Inch</i>	<i>Inch</i>				<i>lbs</i>
C3-A390B.45-40060	02925929	CAT40 ADB	C3	2.362	1.610	1.260	1.260	5.055	2	0	PB	2.200
C4-A390B.45-40030	02925932	CAT40 ADB	C4	1.181	0.429	1.575	1.575	3.874	2	0	PB	1.830
C4-A390B.45-40060	02925933	CAT40 ADB	C4	2.362	1.610	1.575	1.575	5.055	2	0	PB	2.430
C5-A390B.45-40040	02925935	CAT40 ADB	C5	1.575	0.823	1.969	1.969	4.268	2	0	PB	2.050
C5-A390B.45-40080	02925936	CAT40 ADB	C5	3.150	2.398	1.969	1.969	5.843	2	0	PB	3.310
C6-A390B.45-40085	02925939	CAT40 ADB	C6	3.346	1.378	2.480	2.480	6.039	2	0	PB	4.250
C3-A390B.45-50030	02925930	CAT50 ADB	C3	1.181	0.429	1.260	1.260	5.185	2	0	PB	5.730
C3-A390B.45-50060	02925931	CAT50 ADB	C3	2.362	1.610	1.260	1.260	6.366	2	0	PB	5.970
C4-A390B.45-50030	02925948	CAT50 ADB	C4	1.181	0.429	1.575	1.575	5.185	2	0	PB	5.780
C4-A390B.45-50060	02925934	CAT50 ADB	C4	2.362	1.610	1.969	1.575	6.366	2	0	PB	6.240
C5-A390B.45-50030	02925937	CAT50 ADB	C5	1.181	0.429	1.969	1.969	5.185	2	0	PB	5.730
C5-A390B.45-50070	02925938	CAT50 ADB	C5	2.756	2.004	1.969	1.969	6.760	2	0	PB	6.830
C6-A390B.45-50030	02925940	CAT50 ADB	C6	1.181	0.429	2.480	2.480	5.185	2	0	PB	5.530
C6-A390B.45-50080	02925941	CAT50 ADB	C6	3.150	2.398	2.480	2.480	7.154	2	0	PB	7.940
C8-A390B.45-50070	02925942	CAT50 ADB	C8	2.756	2.004	3.150	3.150	6.760	2	0	PB	8.220
C8-A390B.45-50120	02925943	CAT50 ADB	C8	4.724	3.972	3.150	3.150	8.728	2	0	PB	12.240

Accessories

For size	Extension key	Spanner
CAT40/ C3	5680015-05	5680065-13
CAT40/ C4	5680015-05	5680065-10
CAT40/ C5	5680015-01	5680065-11
CAT40/ C6	5680015-01	5680065-12
CAT50/ C3	5680015-05	5680065-13
CAT50/ C4-50030	5680015-05	5680065-10
CAT50/ C4-50060	5680015-05	5680065-10
CAT50/ C5	5680015-01	5680065-11
CAT50/ C6	5680015-02	5680065-12
CAT50/ C8	5680015-02	5680065-12

Guide
 HSK-A
 HSK-E
 DIN
 BT JIS
 CAT
 Combimaster
 Grafix
 Seco-Capto™
 Others
 Operating & setting accessories
 Shrinkfit

Spare Parts

For size	Center screw	Plug 1x	Retaining nut
CAT40/ C3	5512063-10	564301701	5512091-04
CAT40/ C4	5512063-07	564301701	5512091-03
CAT40/ C5	5512063-08	564301701	5512091-01
CAT40/ C6	5512063-13	564301701	5512091-02
CAT50/ C3	5512063-10	564301702	5512091-04
CAT50/ C4-50030	5512063-07	564301701	5512091-03
CAT50/ C4-50060	5512063-07	564301702	5512091-03
CAT50/ C5	5512063-08	564301702	5512091-01
CAT50/ C6	5512063-09	564301702	5512091-02
CAT50/ C8	5512063-09	564301702	5512091-02

Accessories / Spare Parts



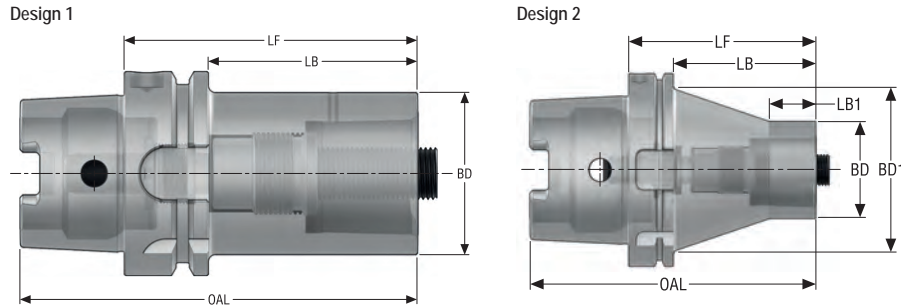
Accessories:
4 = Extension key
5 = Spanner

Spare parts:
1 = Center screw
2 = Retaining nut
3 = Plugs (dowels)

Guide
 HSK-A
 HSK-E
 DIN
 BT JIS
 CAT
 Combimaster
 Graflex
 Seco-Capto™
 Others
 Operating & setting accessories
 Shrinkfit

HSK-A/ ISO12164-1-HSK-A

C 410 – HSK-A to Seco-Capto™ holders – ISO 26623-2 – Metric / Inch



• For ISO attribute explanation, see page 12

Designation	Item number	CTMS	CTWS	LF	LB	LB1	BD	BD1	OAL	Design	RFID hole	Balancing	Weight
				mm Inch	mm Inch	mm Inch	mm Inch	mm Inch	mm Inch				
C3-390.410-63075C	75039871	HSK-A63	C3	75,0 2.953	49,0 1.929	-	32,0 1.260	-	107,0 4.213	1	0	PB	0,9 1.980
C4-390.410-63080C	02425047	HSK-A63	C4	80,0 3.150	54,0 2.126	-	40,0 1.575	-	112,0 4.409	1	0	PB	1,06 2.340
C5-390.410-63090C	75039878	HSK-A63	C5	90,0 3.543	64,0 2.520	-	50,0 1.969	-	122,0 4.803	1	0	PB	1,41 3.110
C3-390.410-100080A	75039873	HSK-A100	C3	80,0 3.150	51,0 2.008	-	32,0 1.260	-	130,0 5.118	1	0	-	2,3 5.070
C4-390.410-100090A	75039877	HSK-A100	C4	90,0 3.543	61,0 2.402	-	40,0 1.575	-	140,0 5.512	1	0	-	2,5 5.510
C5-390.410-100100A	75039880	HSK-A100	C5	100,0 3.937	71,0 2.795	-	50,0 1.969	-	150,0 5.906	1	0	-	2,9 6.390
C6-390.410-100110A	75039882	HSK-A100	C6	110,0 4.331	81,0 3.189	-	63,0 2.480	-	160,0 6.299	1	0	-	3,56 7.850
C8-390.410-100120A	75039883	HSK-A100	C8	120,0 4.724	91,0 3.583	-	80,0 3.150	-	170,0 6.693	1	0	-	4,72 10.410
HSKA125-C6-120	03229625	HSK-A125	C6	120,0 4.724	91,0 3.583	-	63,0 2.480	-	183,0 7.205	1	1	PB	5,3 11.680
HSKA125-C6-120-V	03229626	HSK-A125	C6	120,0 4.724	91,0 3.583	30,0 1.181	63,0 2.480	108,0 4.252	183,0 7.205	2	1	PB	6,4 14.110
HSKA125-C8-130	03229627	HSK-A125	C8	130,0 5.118	101,0 3.976	-	80,0 3.150	-	193,0 7.598	1	1	PB	6,5 14.330
HSKA125-C8-130-V	03229628	HSK-A125	C8	130,0 5.118	101,0 3.976	30,0 1.181	80,0 3.150	105,0 4.134	193,0 7.598	2	1	PB	7,8 17.200

Guide

HSK-A

HSK-E

DIN

BT JIS

CAT

Combimaster

Graffex

Seco-Capto™

Others

Operating & setting accessories

Shrinkfit

Accessories

Guide	For	Extension key	Key	Spanner
HSK-A	C3-390.410-63075C	5680015-05	5680094-04	5680065-13
	C4-390.410-63080C	5680015-05	5680094-04	5680065-10
	C5-390.410-63090C	5680015-01	5680094-04	5680065-11
	C3-390.410-100080A	5680015-05	5680094-06	5680065-13
	C4-390.410-100090A	5680015-05	5680094-06	5680065-10
	C5-390.410-100100A	5680015-01	5680094-06	5680065-11
	C6-390.410-100110A	5680015-02	5680094-06	5680065-12
	C8-390.410-100120A	5680015-02	5680094-06	5680065-12
	HSKA125-C6-120	5680015-02	5680094-07	5680065-12
	HSKA125-C6-120-V	5680015-02	5680094-07	5680065-12
	HSKA125-C8-130	5680015-02	5680094-07	5680065-12
	HSKA125-C8-130-V	5680015-02	5680094-07	5680065-12

Spare Parts

BT JIS	For	Center screw	Coolant tube	Retaining nut
CAT	C3-390.410-63075C	5512063-10	5692020-04	5512091-04
	C4-390.410-63080C	5512063-07	5692020-04	5512091-03
	C5-390.410-63090C	5512063-08	5692020-04	5512091-01
	C3-390.410-100080A	5512063-10	5692020-06	5512091-04
	C4-390.410-100090A	5512063-07	5692020-06	5512091-03
	C5-390.410-100100A	5512063-08	5692020-06	5512091-01
	C6-390.410-100110A	5512063-09	5692020-06	5512091-02
	C8-390.410-100120A	5512063-09	5692020-06	5512091-02
	HSKA125-C6-120	5512063-09	5692020-07	5512091-02
	HSKA125-C6-120-V	5512063-09	5692020-07	5512091-02
	HSKA125-C8-130	5512063-09	5692020-07	5512091-02
	HSKA125-C8-130-V	5512063-09	5692020-07	5512091-02

Accessories / Spare Parts

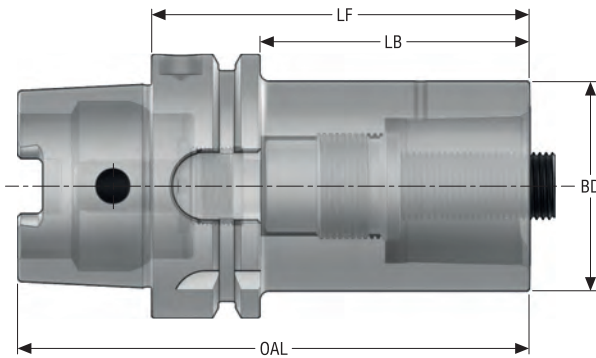
Accessories:
 2 = Extension key
 4 = Spanner
 6 = Key for coolant tube

Spare parts:
 1 = Center screw
 3 = Retaining nut
 5 = Coolant tube*

*A specific coolant tube is delivered together with each HSK-A to Seco-Capto™ holder

HSK-T/ ISO12164-3-HSK-T

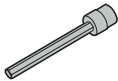
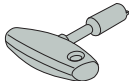
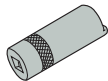
C 411 – HSK-T to Seco-Capto™ holders – ISO 26623-2 – Metric / Inch



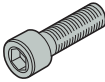
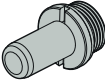

• For ISO attribute explanation, see page 12

Designation	Item number	CTMS	CTWS	LF	LB	BD	OAL	RFID hole	Balancing	Weight
				mm Inch	mm Inch	mm Inch	mm Inch			
C4-390.411-63080	02786511	HSK-T63	C4	80,0 3.150	54,0 2.126	40,0 1.575	112,0 4.409	1	-	1,0 2.200
C5-390.411-63090	02786520	HSK-T63	C5	90,0 3.543	64,0 2.520	50,0 1.969	122,0 4.803	1	-	1,3 2.870
C4-390.411-100090	02786519	HSK-T100	C4	90,0 3.543	61,0 2.402	40,0 1.575	140,0 5.512	1	-	2,4 5.290
C5-390.411-100100	02786521	HSK-T100	C5	100,0 3.937	71,0 2.795	50,0 1.969	150,0 5.906	1	-	2,7 5.950
C6-390.411-100110	02786522	HSK-T100	C6	110,0 4.331	81,0 3.189	63,0 2.480	160,0 6.299	1	-	3,3 7.280
C8-390.411-100120	02786523	HSK-T100	C8	120,0 4.724	91,0 3.583	80,0 3.150	170,0 6.693	1	-	4,5 9.920

Accessories

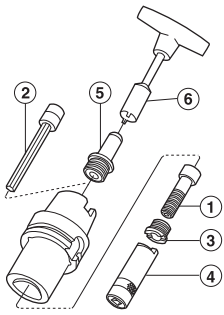
For	Extension key	Key	Spanner
C4-390.411-63080	 5680015-05	 5680094-04	 5680065-10
C5-390.411-63090	5680015-01	5680094-04	5680065-11
C4-390.411-100090	5680015-05	5680094-06	5680065-10
C5-390.411-100100	5680015-01	5680094-06	5680065-11
C6-390.411-100110	5680015-02	5680094-06	5680065-12
C8-390.411-100120	5680015-02	5680094-06	5680065-12

Spare Parts

For	Center screw	Coolant tube	Retaining nut
C4-390.411-63080	 5512063-07	 5692020-04	 5512091-03
C5-390.411-63090	5512063-08	5692020-04	5512091-01
C4-390.411-100090	5512063-07	20E9306	5512091-03
C5-390.411-100100	5512063-08	20E9306	5512091-01
C6-390.411-100110	5512063-09	5692020-06	5512091-02
C8-390.411-100120	5512063-09	5692020-06	5512091-02

Guide
 HSK-A
 HSK-E
 DIN
 BT JIS
 CAT
 Combimaster
 Grafifex
 Seco-Capto™
 Others
 Operating & setting accessories
 Shrinkfit

Accessories / Spare Parts



Accessories:
 2 = Extension key
 4 = Spanner
 6 = Key for coolant tube

Spare parts:
 1 = Center screw
 3 = Retaining nut
 5 = Coolant tube*

*A specific coolant tube is delivered together with each HSK-A to Seco-Capto™ holder

Guide

HSK-A

HSK-E

DIN

BT JIS

CAT

Combimaster

Graflex

Seco-Capto™

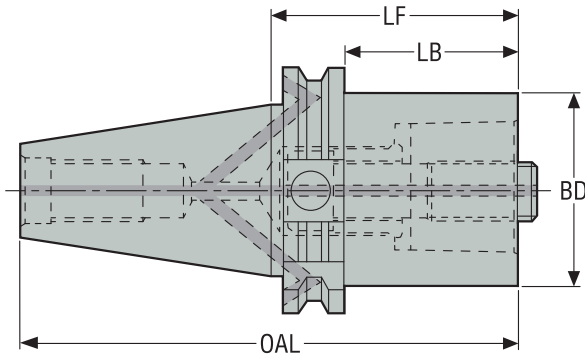
Others

Operating & setting accessories

Shrinkfit

DIN 69871-ADB

C 140 – DIN to Seco-Capto™ holders – ISO 26623-2 – Metric / Inch



• For ISO attribute explanation, see page 12

Designation	Item number	CTMS	CTWS	LF	LB	BD	OAL	RFID hole	Balancing	Weight
				mm Inch	mm Inch	mm Inch	mm Inch			
C3-390B.140-40030	02924104	DIN40 ADB	C3	30,0 1.181	10,9 0.429	32,0 1.260	98,4 3.874	0	PB	0,8 1.760
C3-390B.140-40060	02924105	DIN40 ADB	C3	60,0 2.362	40,9 1.610	32,0 1.260	128,4 5.055	0	PB	0,9 1.980
C4-390B.140-40030	02924108	DIN40 ADB	C4	30,0 1.181	10,9 0.429	40,0 1.575	98,4 3.874	0	PB	0,8 1.760
C4-390B.140-40060	02924109	DIN40 ADB	C4	60,0 2.362	40,9 1.610	40,0 1.575	128,4 5.055	0	PB	1,1 2.430
C5-390B.140-40040	02924112	DIN40 ADB	C5	40,0 1.575	20,9 0.823	50,0 1.969	108,4 4.268	0	PB	0,9 1.980
C5-390B.140-40080	02924113	DIN40 ADB	C5	80,0 3.150	60,9 2.398	50,0 1.969	148,4 5.843	0	PB	1,5 3.310
C6-390B.140-40085	02924116	DIN40 ADB	C6	85,0 3.346	65,9 2.594	63,0 2.480	153,4 6.039	0	PB	1,8 3.970
C3-390B.140-50030	02924106	DIN50 ADB	C3	30,0 1.181	10,9 0.429	32,0 1.260	131,7 5.185	0	PB	2,6 5.730
C3-390B.140-50060	02924107	DIN50 ADB	C3	60,0 2.362	40,9 1.610	32,0 1.260	161,7 6.366	0	PB	2,7 5.950
C4-390B.140-50030	02924110	DIN50 ADB	C4	30,0 1.181	10,9 0.429	40,0 1.575	131,7 5.185	0	PB	2,6 5.730
C4-390B.140-50060	02924111	DIN50 ADB	C4	60,0 2.362	40,9 1.610	40,0 1.575	161,7 6.366	0	PB	2,8 6.170
C5-390B.140-50030	02924114	DIN50 ADB	C5	30,0 1.181	10,9 0.429	50,0 1.969	131,7 5.185	0	PB	2,6 5.730
C5-390B.140-50070	02924115	DIN50 ADB	C5	70,0 2.756	50,9 2.004	50,0 1.969	171,7 6.760	0	PB	3,1 6.830
C6-390B.140-50030	02924117	DIN50 ADB	C6	30,0 1.181	10,9 0.429	63,0 2.480	131,7 5.185	0	PB	2,5 5.510
C6-390B.140-50080	02924118	DIN50 ADB	C6	80,0 3.150	60,9 2.398	63,0 2.480	181,7 7.154	0	PB	3,6 7.940
C8-390B.140-50070	02924119	DIN50 ADB	C8	70,0 2.756	50,9 2.004	80,0 3.150	171,7 6.760	0	PB	3,7 8.160
C8-390B.140-50120	02924120	DIN50 ADB	C8	120,0 4.724	100,9 3.972	80,0 3.150	221,7 8.728	0	PB	5,6 12.350

Guide

HSK-A

HSK-E

DIN

BT JIS

CAT

Combimaster

Graflex

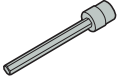
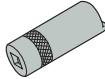
Seco-Capto™

Others

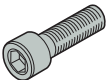


Operating & setting accessories

Shrinkfit

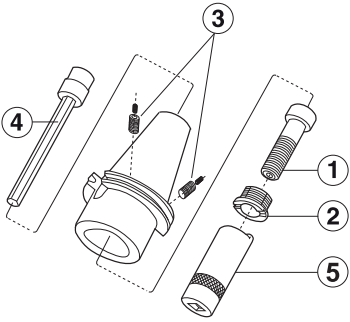
Accessories

Guide	For	Extension key	Spanner
			
HSK-A	C3-400	5680015-05	5680065-13
	C4-400	5680015-05	5680065-10
	C5-400	5680015-01	5680065-11
	C6-400	5680015-01	5680065-12
HSK-E	C3-500	5680015-05	5680065-13
	C4-500	5680015-05	5680065-10
	C5-500	5680015-01	5680065-11
	C6-500	5680015-02	5680065-12
	C8	5680015-02	5680065-12

Spare Parts

DIN	For	Center screw	Plug	Retaining nut
				
BT JIS	C3-400	5512063-10	564301701	5512091-04
	C4-400	5512063-07	564301701	5512091-03
	C5-400	5512063-08	564301701	5512091-01
	C6-400	5512063-13	564301701	5512091-02
CAT	C3-500	5512063-10	564301702	5512091-04
	C4-500	5512063-07	564301702	5512091-03
	C5-500	5512063-08	564301702	5512091-01
Combimaster	C6-500	5512063-09	564301702	5512091-02
	C8	5512063-09	564301702	5512091-02

Accessories / Spare Parts



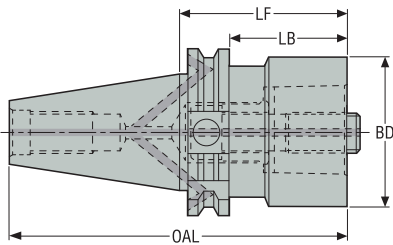
Accessories:
4 = Extension key
5 = Spanner

Spare parts:
1 = Center screw
2 = Retaining nut
3 = Plugs (dowels)

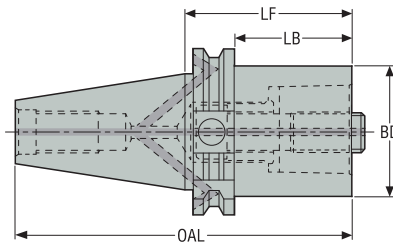
DIN Taper-Face-ADB

C 5191 – Seco-Capto™, basic holders – ISO 26623-2 – Metric / Inch

Design 1



Design 2



• For ISO attribute explanation, see page 12

Designation	Item number	CTMS	CTWS	LF	LB	BD	OAL	Design	RFID hole	Balancing	Weight
				mm <i>Inch</i>	mm <i>Inch</i>	mm <i>Inch</i>	mm <i>Inch</i>				kg <i>lbs</i>
E316951915050	03030258	DIN40 TF ADB	C5	50,0 <i>1.969</i>	30,9 <i>1.217</i>	50,0 <i>1.969</i>	118,4 <i>4.661</i>	2	0	PB	1,1 <i>2.430</i>
E316951916385	03030259	DIN40 TF ADB	C6	85,0 <i>3.346</i>	65,9 <i>2.594</i>	63,0 <i>2.480</i>	153,4 <i>6.039</i>	1	0	PB	1,9 <i>4.190</i>
E317151914030	03030260	DIN50 TF ADB	C4	30,0 <i>1.181</i>	10,9 <i>0.429</i>	40,0 <i>1.575</i>	131,7 <i>5.185</i>	2	0	-	2,7 <i>5.950</i>
E317151915030	03030261	DIN50 TF ADB	C5	30,0 <i>1.181</i>	10,9 <i>0.429</i>	50,0 <i>1.969</i>	131,7 <i>5.185</i>	2	0	-	2,8 <i>6.170</i>
E317151915070	03030264	DIN50 TF ADB	C5	70,0 <i>2.756</i>	50,9 <i>2.004</i>	50,0 <i>1.969</i>	171,7 <i>6.760</i>	2	0	-	3,15 <i>6.940</i>
E317151916350	03030262	DIN50 TF ADB	C6	50,0 <i>1.969</i>	30,9 <i>1.217</i>	63,0 <i>2.480</i>	151,7 <i>5.972</i>	2	0	-	2,4 <i>5.290</i>
E3171519163100	03030265	DIN50 TF ADB	C6	100,0 <i>3.937</i>	80,9 <i>3.185</i>	63,0 <i>2.480</i>	201,7 <i>7.941</i>	2	0	-	4,08 <i>8.990</i>
E317151918070	03030263	DIN50 TF ADB	C8	70,0 <i>2.756</i>	50,9 <i>2.004</i>	80,0 <i>3.150</i>	171,7 <i>6.760</i>	2	0	-	3,9 <i>8.600</i>
E3171519180120	03030266	DIN50 TF ADB	C8	120,0 <i>4.724</i>	100,9 <i>3.972</i>	80,0 <i>3.150</i>	221,7 <i>8.728</i>	2	0	-	5,62 <i>12.390</i>

Accessories

For	Extension key	Spanner
		
DIN40 TF/ C5	5680015-01	5680065-11
DIN40 TF/ C6	5680015-01	5680065-12
DIN50 TF/ C4	5680015-05	5680065-10
DIN50 TF/ C5	5680015-01	5680065-11
DIN50 TF/ C6-C8	5680015-02	5680065-12

Guide
 HSK-A
 HSK-E
 DIN
 BT JIS
 CAT
 Combimaster
 Graflex
 Seco-Capto™
 Others
 Operating & setting accessories
 Shrinkfit

Spare Parts

For	Center screw	Plug	Retaining nut
DIN40 TF/ C5	5512063-08	564301701	5512091-01
DIN40 TF/ C6	5512063-13	564301701	5512091-02
DIN50 TF/ C4	5512063-07	564301702	5512091-03
DIN50 TF/ C5	5512063-08	564301702	5512091-01
DIN50 TF/ C6-C8	5512063-09	564301702	5512091-02

Accessories / Spare Parts

Accessories:
4 = Extension key
5 = Spanner

Spare parts:
1 = Center screw
2 = Retaining nut
3 = Plugs (dowels)

Guide

HSK-A

HSK-E

DIN

BT JIS

CAT

Combimaster

Graflex

Seco-Capto™

Others

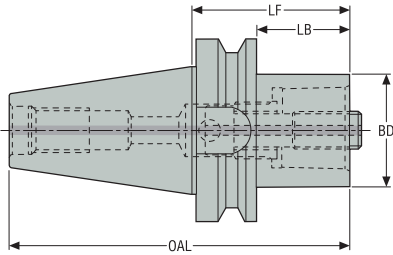
Operating & setting accessories

Shrinkfit

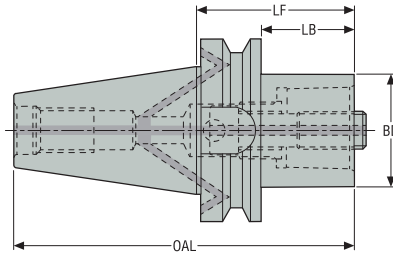
BT

C 55/58 – BT to Seco-Capto™ holders – ISO 26623-2 – Metric / Inch

Design 1



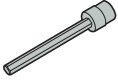
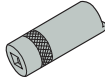
Design 2



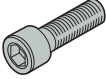


• For ISO attribute explanation, see page 12

Designation	Item number	CTMS	CTWS	LF	LB	BD	OAL	Design	RFID hole	Balancing	Weight
				mm Inch	mm Inch	mm Inch	mm Inch				
C3-390.55-30030	75039807	BT30 AD	C3	30,0 1.181	8,0 0.315	32,0 1.260	78,4 3.087	1	0	PB	0,53 1.170
C3-390.55-30060	75039808	BT30 AD	C3	60,0 2.362	38,0 1.496	32,0 1.260	108,4 4.268	1	0	PB	0,73 1.610
C3-390B.55-40030	02925959	BT40 ADB	C3	30,0 1.181	3,0 0.118	32,0 1.260	95,4 3.756	2	0	PB	0,9 1.980
C3-390B.55-40060	02925960	BT40 ADB	C3	60,0 2.362	33,0 1.299	32,0 1.260	125,4 4.937	2	0	PB	1,1 2.430
C4-390B.55-40030	02925963	BT40 ADB	C4	30,0 1.181	3,0 0.118	40,0 1.575	95,4 3.756	2	0	PB	0,9 1.980
C4-390B.55-40060	02925964	BT40 ADB	C4	60,0 2.362	33,0 1.299	40,0 1.575	125,4 4.937	2	0	PB	1,2 2.650
C5-390B.55-40050	02925967	BT40 ADB	C5	50,0 1.969	23,0 0.906	50,0 1.969	115,4 4.543	2	0	PB	1,1 2.430
C5-390B.55-40090	02925968	BT40 ADB	C5	90,0 3.543	63,0 2.480	50,0 1.969	155,4 6.118	2	0	PB	1,7 3.750
C6-390B.55-40075	02925971	BT40 ADB	C6	75,0 2.953	54,6 2.150	63,0 2.480	140,4 5.528	2	0	PB	1,7 3.750
C3-390B.58-50040	02925961	BT50 ADB	C3	40,0 1.575	2,0 0.079	32,0 1.260	141,8 5.583	2	0	PB	3,5 7.720
C3-390B.58-50070	02925962	BT50 ADB	C3	70,0 2.756	32,0 1.260	32,0 1.260	171,8 6.764	2	0	PB	3,7 8.160
C4-390B.58-50040	02925965	BT50 ADB	C4	40,0 1.575	2,0 0.079	40,0 1.575	141,8 5.583	2	0	PB	3,5 7.720
C4-390B.58-50070	02925966	BT50 ADB	C4	70,0 2.756	32,0 1.260	40,0 1.575	171,8 6.764	2	0	PB	3,8 8.380
C5-390B.58-50040	02925969	BT50 ADB	C5	40,0 1.575	2,0 0.079	50,0 1.969	141,8 5.583	2	0	PB	3,4 7.500
C5-390B.58-50080	02925970	BT50 ADB	C5	80,0 3.150	42,0 1.654	50,0 1.969	181,8 7.157	2	0	PB	4,0 8.820
C6-390B.58-50050	02925972	BT50 ADB	C6	50,0 1.969	12,0 0.472	63,0 2.480	151,8 5.976	2	0	PB	3,5 7.720
C6-390B.58-50100	02925973	BT50 ADB	C6	100,0 3.937	62,0 2.441	63,0 2.480	201,8 7.945	2	0	PB	4,6 10.140
C8-390B.58-50070	02925974	BT50 ADB	C8	70,0 2.756	32,0 1.260	80,0 3.150	171,8 6.764	2	0	PB	4,0 8.820
C8-390B.58-50120	02925975	BT50 ADB	C8	120,0 4.724	82,0 3.228	80,0 3.150	221,8 8.732	2	0	PB	5,9 13.010

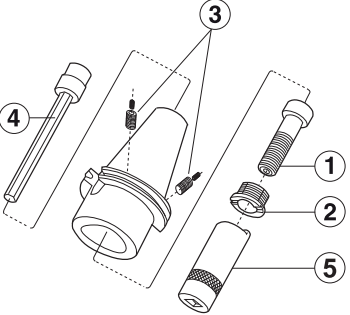
Accessories

Guide	For	Extension key	Spanner
			
HSK-A	C3-390.55	5680015-05	5680065-13
	C3-390B.55	5680015-05	5680065-13
	C4-390B.55	5680015-05	5680065-10
	C5-390B.55	5680015-01	5680065-11
HSK-E	C6-390B.55	5680015-01	5680065-12
	C3-390B.58	5680015-05	5680065-13
	C4-390B.58	5680015-05	5680065-10
	C5-390B.58	5680015-01	5680065-11
	C6-390B.58	5680015-02	5680065-12
DIN	C8	5680015-02	5680065-12

Spare Parts

	For	Center screw	Plug	Retaining nut
			 1x	
BT JIS	C3-390.55	5512063-10	-	5512091-04
	C3-390B.55	5512063-10	564301701	5512091-04
CAT	C4-390B.55	5512063-07	564301701	5512091-03
	C5-390B.55	5512063-08	564301701	5512091-01
	C6-390B.55	5512063-13	564301701	5512091-02
Combimaster	C3-390B.58	5512063-10	564301702	5512091-04
	C4-390B.58	5512063-07	564301702	5512091-03
	C5-390B.58	5512063-08	564301702	5512091-01
	C6-390B.58	5512063-09	564301702	5512091-02
	C8	5512063-09	564301702	5512091-02

Accessories / Spare Parts


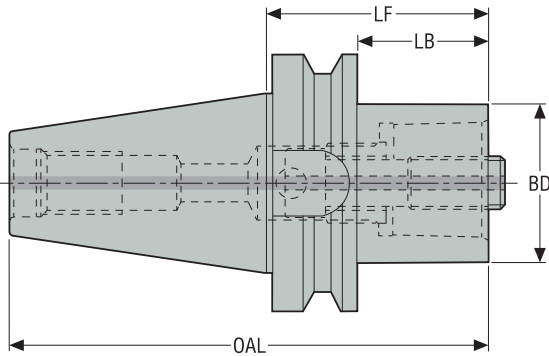


Accessories:
4 = Extension key
5 = Spanner

Spare parts:
1 = Center screw
2 = Retaining nut
3 = Plugs (dowels)

BT Mazak

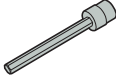
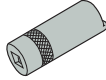
C 605 – BT Mazak to Seco-Capto™ holders – ISO 26623-2 – Metric / Inch



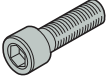

- Mazak design means 90° rotated Seco-Capto™ polygon compared to classic BT basic holders
- For Mazak e-machines
- For ISO attribute explanation, see page 12

Designation	Item number	CTMS	CTWS	LF	LB	BD	OAL	RFID hole	Balancing	Weight
				mm <i>Inch</i>	mm <i>Inch</i>	mm <i>Inch</i>	mm <i>Inch</i>			kg <i>lbs</i>
C5-390.605-40030	02606358	BT40 AD Mazak	C5	30,0 <i>1.181</i>	3,0 <i>0.118</i>	50,0 <i>1.969</i>	95,4 <i>3.756</i>	0	-	1,1 <i>2.430</i>
C6-390.605-50040	02606354	BT50 AD Mazak	C6	40,0 <i>1.575</i>	2,0 <i>0.079</i>	63,0 <i>2.480</i>	141,8 <i>5.583</i>	0	-	3,3 <i>7.280</i>
C8-390.605-50070	02646032	BT50 AD Mazak	C8	70,0 <i>2.756</i>	70,0 <i>2.756</i>	80,0 <i>3.150</i>	171,8 <i>6.764</i>	0	-	4,1 <i>9.040</i>

Accessories

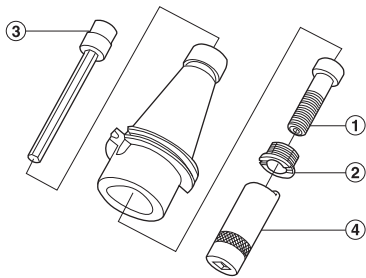
For size	Extension key	Spanner
		
C5	5680015-01	5680065-11
C6	5680015-02	5680065-12
C8	5680015-02	5680065-12

Spare Parts

For size	Center screw	Retaining nut
		
C5	5512063-08	5512091-01
C6	5512063-09	5512091-02
C8	5512063-09	5512091-02

Guide
HSK-A
HSK-E
DIN
BT JIS
CAT
Combimaster
Grafix
Seco-Capto™
Others
Operating & setting accessories
Shrinkfit

Accessories / Spare Parts



Accessories:
 3 = Extension key
 4 = Spanner

Spare parts:
 1 = Center screw
 2 = Retaining nut

Guide

HSK-A

HSK-E

DIN

BT JIS

CAT

Combimaster

Graflex

Seco-Capto™

Others

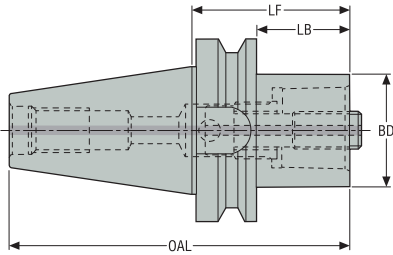
Operating & setting accessories

Shrinkfit

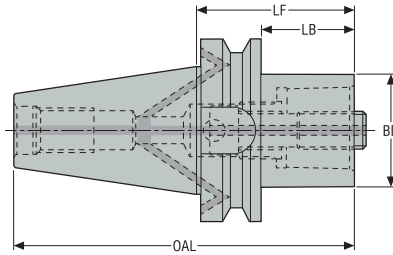
BT Taper-Face-AD/ADB

C 5191 – Seco-Capto™, basic holders – ISO 26623-2 – Metric / Inch

Design 1




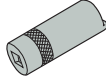
Design 2



• For ISO attribute explanation, see page 12

Designation	Item number	CTMS	CTWS	LF	LB	BD	OAL	Design	RFID hole	Balancing	Weight
				mm Inch	mm Inch	mm Inch	mm Inch				kg lbs
E400251913240	03030234	BT30 TF AD	C3	40,0 1.575	22,0 0.866	32,0 1.260	88,4 3.480	1	0	PB	0,454 1.000
E400251914060	03030235	BT30 TF AD	C4	60,0 2.362	22,0 0.866	40,0 1.575	108,4 4.268	1	0	PB	0,651 1.440
E311451914040	03030236	BT40 TF ADB	C4	40,0 1.575	13,0 0.512	40,0 1.575	105,4 4.150	2	0	PB	1,1 2.430
E311451915050	03030237	BT40 TF ADB	C5	50,0 1.969	23,0 0.906	50,0 1.969	115,4 4.543	2	0	PB	1,2 2.650
E311451916375	03030238	BT40 TF ADB	C6	75,0 2.953	48,0 1.890	63,0 2.480	140,4 5.528	2	0	PB	1,7 3.750
E311651914040	03030239	BT50 TF ADB	C4	40,0 1.575	2,0 0.079	50,0 1.969	141,8 5.583	2	0	PB	3,6 7.940
E311651915040	03030240	BT50 TF ADB	C5	40,0 1.575	2,0 0.079	50,0 1.969	141,8 5.583	2	0	PB	3,5 7.720
E311651916350	03030241	BT50 TF ADB	C6	50,0 1.969	12,0 0.472	63,0 2.480	151,8 5.976	2	0	PB	3,6 7.940
E3116519163100	03030242	BT50 TF ADB	C6	100,0 3.937	62,0 2.441	63,0 2.480	201,8 7.945	2	0	PB	4,63 10.210
E311651918070	03030243	BT50 TF ADB	C8	70,0 2.756	32,0 1.260	80,0 3.150	171,8 6.764	2	0	PB	4,2 9.260
E3116519180120	03030244	BT50 TF ADB	C8	120,0 4.724	82,0 3.228	80,0 3.150	121,8 4.795	2	0	PB	5,91 13.030

Accessories

For Taper/ size	Extension key	Spanner
		
BT30 TF/ C3	5680015-05	5680065-13
BT30 TF/ C4	5680015-05	5680065-10
BT40 TF/ C4	5680015-05	5680065-10
BT40 TF/ C5	5680015-01	5680065-11
BT40 TF/ C6	5680015-01	5680065-12
BT50 TF/ C4	5680015-05	5680065-10
BT50 TF/ C5	5680015-01	5680065-11
BT50 TF/ C6-C8	5680015-02	5680065-12

Guide
 HSK-A
 HSK-E
 DIN
 BT JIS
 CAT
 Combimaster
 Grafix
 Seco-Capto™
 Others
 Operating & setting accessories
 Shrinkfit

Spare Parts

Guide	For Taper/ size	Center screw	Plug	Retaining nut
HSK-A	BT30 TF/ C3	5512063-10	-	5512091-04
	BT30 TF/ C4	5512063-07	-	5512091-03
	BT40 TF/ C4	5512063-07	564301701	5512091-03
	BT40 TF/ C5	5512063-08	564301701	5512091-01
	BT40 TF/ C6	5512063-13	564301701	5512091-02
HSK-E	BT50 TF/ C4	5512063-07	564301702	5512091-03
	BT50 TF/ C5	5512063-08	564301702	5512091-01
	BT50 TF/ C6-C8	5512063-09	564301702	5512091-02

Accessories / Spare Parts

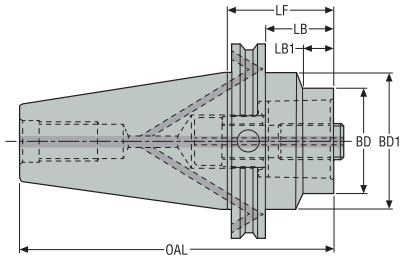
Accessories:
 4 = Extension key
 5 = Spanner

Spare parts:
 1 = Center screw
 2 = Retaining nut
 3 = Plugs (dowels)


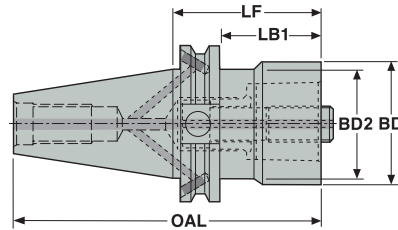
CAT TF / ASME B5.50-1994-ADB

C 5191 – Seco-Capto™, basic holders – Inch

Design 1




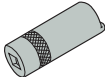
Design 2



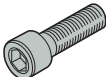


• For ISO attribute explanation, see page 12

Designation	Item number	CTMS	CTWS	LF	LB	LB1	BD	BD1	OAL	Design	RFID hole	Balancing	Weight
				<i>Inch</i>	<i>Inch</i>	<i>Inch</i>	<i>Inch</i>	<i>Inch</i>	<i>Inch</i>				<i>lbs</i>
E234251914040	03030246	CAT40 TF ADB	C4	1.575	0.140	0.140	1.575	1.750	4.270	1	0	PB	2.200
E234251915050	03030247	CAT40 TF ADB	C5	1.969	1.220	1.220	1.969	1.750	4.660	2	0	PB	2.250
E234451914040	03030249	CAT50 TF ADB	C4	1.575	0.090	0.090	1.575	2.750	5.580	1	0	-	6.830
E234451915040	03030250	CAT50 TF ADB	C5	1.575	0.090	0.090	1.969	2.750	5.580	1	0	-	6.390
E234451916340	03030251	CAT50 TF ADB	C6	1.575	0.120	0.120	2.480	2.750	5.580	1	0	-	6.390
E234451916390	03030252	CAT50 TF ADB	C6	3.543	2.085	2.085	2.480	2.750	7.543	1	0	-	8.660
E2344519180100	03030253	CAT50 TF ADB	C8	3.937	3.185	3.185	3.150	2.750	7.937	2	0	-	9.040
E2344519180150	03030254	CAT50 TF ADB	C8	5.906	5.154	5.154	3.150	2.750	9.906	2	0	-	14.350

Accessories

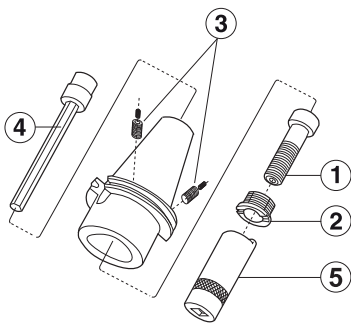
For size	Extension key	Spanner
		
CAT40/ C4	5680015-05	5680065-10
CAT40/ C5	5680015-01	5680065-11
CAT50/ C4	5680015-05	5680065-10
CAT50/ C5	5680015-01	5680065-11
CAT50/ C6	5680015-02	5680065-12
CAT50/ C8	5680015-02	5680065-12

Spare Parts

For size	Center screw	Plug	Retaining nut
		 1x	
CAT40/ C4	5512063-07	564301701	5512091-03
CAT40/ C5	5512063-08	564301701	5512091-01
CAT50/ C4	5512063-07	564301702	5512091-03
CAT50/ C5	5512063-08	564301702	5512091-01
CAT50/ C6	5512063-09	564301702	5512091-02
CAT50/ C8	5512063-09	564301702	5512091-02

Guide
HSK-A
HSK-E
DIN
BT JIS
CAT
Combimaster
Grafix
Seco-Capto™
Others
Operating & setting accessories
Shrinkfit

Accessories / Spare Parts



Accessories:
 4 = Extension key
 5 = Spanner

Spare parts:
 1 = Center screw
 2 = Retaining nut
 3 = Plugs (dowels)

Guide

HSK-A

HSK-E

DIN

BT JIS

CAT

Combimaster

Graflex

Seco-Capto™

Others

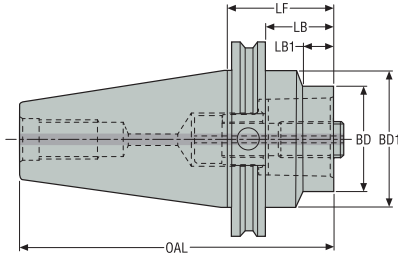
Operating & setting accessories

Shrinkfit

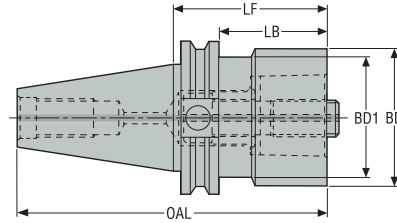
CAT TF Mazak™ e-machine and Mori Seiki NT™ -Series

C 5191 – Seco-Capto™, basic holders – Inch

Design 1



Design 2



- 90° rotated polygon for precision tool tip control
- For ISO attribute explanation, see page 12

Designation	Item number	CTMS	CTWS	LF	LB	LB1	BD	BD1	OAL	Design	RFID hole	Balancing	Weight
				<i>Inch</i>	<i>Inch</i>	<i>Inch</i>	<i>Inch</i>	<i>Inch</i>	<i>Inch</i>				<i>lbs</i>
E947451916350	03030255	CAT50 TF AD Mazak	C6	1.969	0.510	0.510	2.480	2.750	5.960	1	0	-	6.830
E947451918070	03030256	CAT50 TF AD Mazak	C8	2.756	2.000	2.000	3.150	2.750	6.756	2	0	-	7.890
E945451918070	03030257	CAT50 TF AD Mazak	C8	2.756	2.000	2.000	3.150	3.543	6.756	1	0	-	9.040

Accessories

For size	Extension key	Spanner
E947451916350	5680015-02	5680065-12
E947451918070	5680015-02	5680065-12
E945451918070	5680015-02	5680065-12

Spare Parts

For size	Center screw	Retaining nut
E945451918070	5512067-04	5512091-02
E947451916350	5512063-09	5512091-02
E947451918070	5512063-09	5512091-02

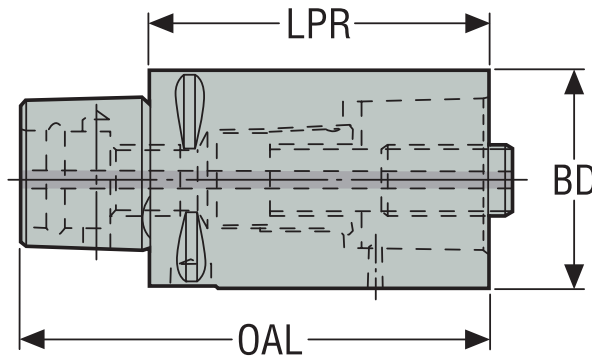
Accessories / Spare Parts

Accessories:
 4 = Extension key
 5 = Spanner

Spare parts:
 1 = Center screw
 2 = Retaining nut
 3 = Plugs (dowels)

C 01 – Seco-Capto™, extensions – ISO 26623-1 – Metric / Inch

Seco-Capto™

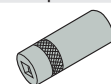
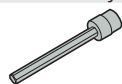


• For ISO attribute explanation, see page 12

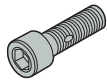

Designation	Item number	CTMS	CTWS	LPR		BD		OAL	RFID hole	Balancing	Weight	
				mm	Inch	mm	Inch					
C3-391.01-32060A	75039884	C3	C3	60,0	2.362	32,0	1.260	79,0	3.110	0	-	0,34 0.750
C3-391.01-32080A	00090847	C3	C3	80,0	3.150	32,0	1.260	99,0	3.898	0	-	0,45 0.990
C4-391.01-40060A	75039885	C4	C4	60,0	2.362	40,0	1.575	84,0	3.307	0	-	0,54 1.190
C4-391.01-40080A	02207391	C4	C4	80,0	3.150	40,0	1.575	104,0	4.094	0	-	0,71 1.570
C5-391.01-50080A	75039886	C5	C5	80,0	3.150	50,0	1.969	110,0	4.331	0	-	1,12 2.470
C5-391.01-50100A	00004773	C5	C5	100,0	3.937	50,0	1.969	130,0	5.118	0	-	1,39 3.060
C6-391.01-63100A	75039887	C6	C6	100,0	3.937	63,0	2.480	138,0	5.433	0	-	2,2 4.850
C6-391.01-63140A	00004840	C6	C6	140,0	5.512	63,0	2.480	178,0	7.008	0	-	3,1 6.830
C8-391.01-80100A	75039888	C8	C8	100,0	3.937	80,0	3.150	148,0	5.827	0	-	3,62 7.980
C8-391.01-80125A	00004841	C8	C8	125,0	4.921	80,0	3.150	173,0	6.811	0	-	4,54 10.010

Accessories

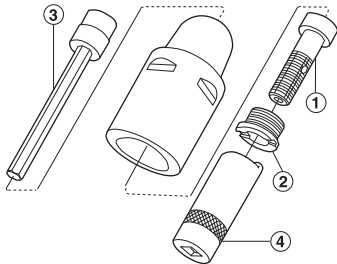
For size	Extension key	Spanner
C3	5680015-05	5680065-13
C4	5680015-05	5680065-10
C5	5680015-01	5680065-11
C6	5680015-02	5680065-12
C8	5680015-02	5680065-12



Spare Parts

For size	Center screw	Retaining nut
		
C3	5512067-01	5512091-04
C4	5512067-02	5512091-03
C5	5512067-03	5512091-01
C6	5512067-04	5512091-02
C8	5512067-04	5512091-02

Accessories / Spare Parts



Accessories:
 3 = Extension key
 4 = Retaining nut spanner

Spare parts:
 1 = Center screw
 2 = Retaining nut

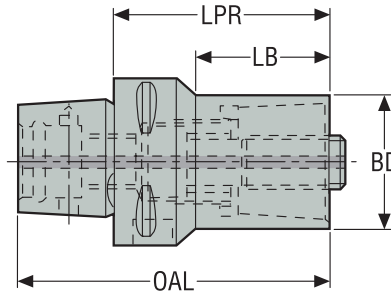
- Guide
- HSK-A
- HSK-E
- DIN
- BT JIS
- CAT
- Combimaster
- Graflex
- Seco-Capto™
- Others
- Operating & setting accessories
- Shrinkfit

C 02 – Seco-Capto™, reducers – ISO 26623-1 – Metric / Inch

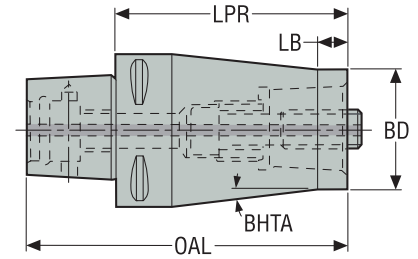
Seco-Capto™



Design 1



Design 2

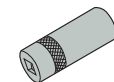
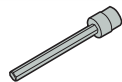


• For ISO attribute explanation, see page 12

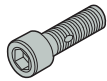

Designation	Item number	CTMS	CTWS	LPR	LB	BD	OAL	Design	BHTA°	RFID hole	Balancing	Weight
				mm <i>Inch</i>	mm <i>Inch</i>	mm <i>Inch</i>	mm <i>Inch</i>					
C4-391.02-32055A	75039889	C4	C3	55,0 2.165	31,0 1.220	32,0 1.260	79,0 3.110	1	-	0	-	0,42 0.930
C4-391.02-32070A	02535687	C4	C3	70,0 2.756	12,0 0.472	32,0 1.260	94,0 3.701	2	6,0	0	-	0,56 1.230
C5-391.02-32060A	75039890	C5	C3	60,0 2.362	34,8 1.370	32,0 1.260	90,0 3.543	1	-	0	-	0,64 1.410
C5-391.02-40065A	75039891	C5	C4	65,0 2.559	40,0 1.575	40,0 1.575	95,0 3.740	1	-	0	-	0,77 1.700
C6-391.02-32070A	75039892	C6	C3	70,0 2.756	39,0 1.535	32,0 1.260	108,0 4.252	1	-	0	-	1,06 2.340
C6-391.02-40080A	75039893	C6	C4	80,0 3.150	51,4 2.024	40,0 1.575	118,0 4.646	1	-	0	-	1,24 2.730
C6-391.02-50080A	75039894	C6	C5	80,0 3.150	51,5 2.028	50,0 1.969	118,0 4.646	1	-	0	-	1,45 3.200
C6-391.02-50110A	02207400	C6	C5	110,0 4.331	12,0 0.472	50,0 1.969	148,0 5.827	2	4,5	0	-	2,15 4.740
C8-391.02-32060B	03080008	C8	C3	60,0 2.362	20,7 0.815	32,0 1.260	108,0 4.252	1	-	0	-	2,0 4.410
C8-391.02-40070B	03080009	C8	C4	70,0 2.756	31,4 1.236	40,0 1.575	118,0 4.646	1	-	0	-	2,1 4.630
C8-391.02-50080B	03080011	C8	C5	80,0 3.150	42,8 1.685	50,0 1.969	128,0 5.039	1	-	0	-	0,2 0.440
C8-391.02-63080B	02527212	C8	C6	80,0 3.150	44,5 1.752	63,0 2.480	128,0 5.039	1	-	0	-	2,6 5.730
C8-391.02-63120A	02207176	C8	C6	120,0 4.724	12,0 0.472	63,0 2.480	168,0 6.614	2	6,0	0	-	3,96 8.730

Accessories

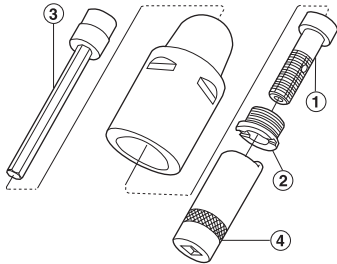
For size	Extension key	Spanner
C...-32	5680015-05	5680065-13
C...-40	5680015-05	5680065-10
C...-50	5680015-01	5680065-11
C...-63	5680015-02	5680065-12



Spare Parts

For size	Center screw	Retaining nut
		
C...-32	5512067-01	5512091-04
C...-40	5512067-02	5512091-03
C...-50	5512067-03	5512091-01
C...-63	5512067-04	5512091-02

Accessories / Spare Parts



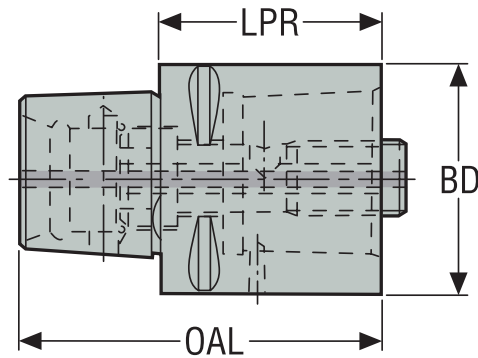
Accessories:
 3 = Extension key
 4 = Retaining nut spanner

Spare parts:
 1 = Center screw
 2 = Retaining nut

- Guide
- HSK-A
- HSK-E
- DIN
- BT JIS
- CAT
- Combimaster
- Graflex
- Seco-Capto™
- Others
- Operating & setting accessories
- Shrinkfit

C 01 – Seco-Capto™ extensions, short version, for segment clamping only – ISO 26623-1 – Metric / Inch

Seco-Capto™



- The Seco-Capto™ machine side of short extensions can only be hold by spindles with segment clamping (not with center bolt clamping)
- For ISO attribute explanation, see page 12

Designation	Item number	CTMS	CTWS	LPR	BD	OAL	RFID hole	Balancing	Weight
				mm Inch	mm Inch	mm Inch			kg lbs
C3-391.01-32035	02535685	C3	C3	35,0 1.378	32,0 1.260	54,0 2.126	0	-	0,21 0.460
C4-391.01-40040	02535686	C4	C4	40,0 1.575	40,0 1.575	64,0 2.520	0	-	0,37 0.820
C5-391.01-50050	02484934	C5	C5	50,0 1.969	50,0 1.969	80,0 3.150	0	-	0,7 1.540
C6-391.01-63060	02300834	C6	C6	60,0 2.362	63,0 2.480	98,0 3.858	0	-	1,31 2.890
C8-391.01-80065	02417041	C8	C8	65,0 2.559	80,0 3.150	113,0 4.449	0	-	2,3 5.070

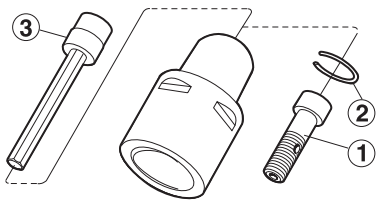
Accessories

For	Extension key
C3-391.01-32035	5680015-05
C4-391.01-40040	5680015-05
C5-391.01-50050	5680015-05
C6-391.01-63060	5680015-02
C8-391.01-80065	5680015-02

Spare Parts

For	Center screw	Circlip
C3-391.01-32035	5512068-01	5545040-02
C4-391.01-40040	5512068-02	5545040-03
C5-391.01-50050	5512068-03	5545040-07
C6-391.01-63060	5512068-04	5545040-08
C8-391.01-80065	5512068-05	5545040-08

Accessories / Spare Parts



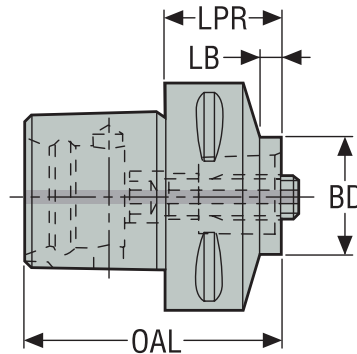
Accessories:
3 = Extension key

Spare parts:
1 = Center screw
2 = Circlip

- Guide
- HSK-A
- HSK-E
- DIN
- BT JIS
- CAT
- Combimaster
- Graflex
- Seco-Capto™
- Others
- Operating & setting accessories
- Shrinkfit

C 02 – Seco-Capto™ reducers, short version, for segment clamping only – ISO 26623-1 – Metric / Inch

Seco-Capto™

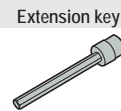


- The Seco-Capto™ machine side of short reducers can only be hold by spindles with segment clamping (not with center bolt clamping)
- * With 180° offset Machine side vs Workpiece side
- For ISO attribute explanation, see page 12

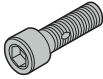

Designation	Item number	CTMS	CTWS	LPR	LB	BD	OAL	*	RFID hole	Balancing	Weight
				mm Inch	mm Inch	mm Inch	mm Inch				kg lbs
C5-391.02-32033A	03080025	C5	C3	33,0 1.299	5,0 0.197	32,0 1.260	63,0 2.480		0	PB	0,5 1.100
C5-391.02-40040A	03079983	C5	C4	40,0 1.575	15,0 0.591	40,0 1.575	70,0 2.756		0	-	0,6 1.320
C6-391.02-32032	02535690	C6	C3	32,0 1.260	6,0 0.236	32,0 1.260	70,0 2.756		0	-	0,85 1.870
C6-391.02-40040	02459467	C6	C4	40,0 1.575	11,0 0.433	40,0 1.575	78,0 3.071		0	-	0,93 2.050
C6-391.02-50050A	03080019	C6	C5	50,0 1.969	20,0 0.787	50,0 1.969	88,0 3.465		0	-	1,0 2.200
C8-391.02-50045A	03080010	C8	C5	45,0 1.772	5,0 0.197	50,0 1.969	93,0 3.661		0	-	1,9 4.190
C8-391.02-63055A	03080012	C8	C6	55,0 2.165	15,0 0.591	63,0 2.480	103,0 4.055		0	-	2,1 4.630
C8-391.02R-63055A	03080030	C8	C6	55,0 2.165	15,0 0.591	63,0 2.480	103,0 4.055	*	0	-	1,9 4.190

Accessories

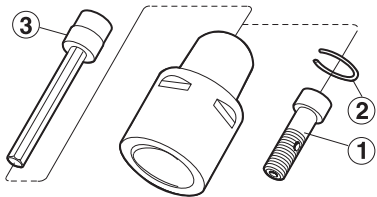
For	Extension key
C5-391.02-32033A	5680015-05
C5-391.02-40040A	5680015-05
C6-391.02-32032	5680015-05
C6-391.02-40040	5680015-05
C6-391.02-50050A	5680015-01
C8-391.02-50045A	5680015-01
C8-391.02-63055A	5680015-02
C8-391.02R-63055A	5680015-02



Spare Parts

For	Center screw	Circlip
		
C5-391.02-32033A	5512068-01	5545040-02
C5-391.02-40040A	5512068-06	5545040-07
C6-391.02-32032	5512068-01	5545040-02
C6-391.02-40040	5512068-02	5545040-03
C6-391.02-50050A	5512068-07	5545040-08
C8-391.02-50045A	5512068-08	5545040-08
C8-391.02-63055A	5512068-05	5545040-08
C8-391.02R-63055A	5512068-05	5545040-08

Accessories / Spare Parts



Accessories:
3 = Extension key

Spare parts:
1 = Center screw
2 = Circlip

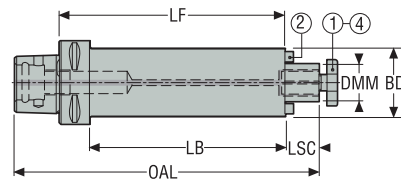
- Guide
- HSK-A
- HSK-E
- DIN
- BT JIS
- CAT
- Combimaster
- Graflex
- Seco-Capto™
- Others
- Operating & setting accessories
- Shrinkfit

SMK 5555/5556 – Steadylite®, vibration damping shell mill holders – Metric / Inch

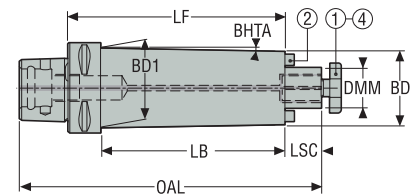
Seco-Capto™



Design 1



Design 2



- Direct run-out 5 µm maximum
- DMM 40 mm / 1.575" includes 4 threaded holes on the bearing face according to DIN 6357
- For ISO attribute explanation, see page 12

Accessories:
4 = Bolt, through coolant


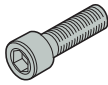

Spare parts:
1 = Bolt
2 = Tenon/Screw

Designation	Item number	CTMS	DMM	LF	BD	BD1	OAL	LB	LSC	Design	BHTA°	RFID hole	Balancing	Weight
														kg lbs
C6-391.5555-16160	02706268	C6	16,0 0.630	160,0 6.299	38,0 1.496	38,0 1.496	215,0 8.465	135,0 5.315	17,0 0.669	1	–	1	PB	2,12 4.670
C6-391.5555-22210	02675777	C6	22,0 0.866	210,0 8.268	48,0 1.890	48,0 1.890	267,0 10.512	185,0 7.283	19,0 0.748	1	–	1	PB	3,64 8.020
C6-391.5556-22260	02675778	C6	22,0 0.866	260,0 10.236	48,0 1.890	60,0 2.362	317,0 12.480	235,0 9.252	19,0 0.748	2	1,3	1	PB	4,0 8.820
C6-391.5555-27260	02675779	C6	27,0 1.063	260,0 10.236	60,0 2.362	60,0 2.362	319,0 12.559	235,0 9.252	21,0 0.827	1	–	1	PB	6,78 14.950
C8-391.5555-22210	02675780	C8	22,0 0.866	210,0 8.268	48,0 1.890	48,0 1.890	277,0 10.906	177,0 6.969	19,0 0.748	1	–	1	PB	4,54 10.070
C8-391.5556-22260	02675781	C8	22,0 0.866	260,0 10.236	48,0 1.890	64,0 2.520	327,0 12.874	227,0 8.937	19,0 0.748	2	1,8	1	PB	6,42 14.150
C8-391.5555-27260	02675782	C8	27,0 1.063	260,0 10.236	60,0 2.362	60,0 2.362	329,0 12.953	227,0 8.937	21,0 0.827	1	–	1	PB	7,62 16.800
C8-391.5556-27320	02675783	C8	27,0 1.063	320,0 12.598	62,0 2.441	78,0 3.071	389,0 15.315	287,0 11.299	21,0 0.827	2	1,6	1	PB	10,6 23.370
C8-391.5555-32330	02706271	C8	32,0 1.260	330,0 12.992	78,0 3.071	78,0 3.071	402,0 15.827	297,0 11.693	24,0 0.945	1	–	1	PB	14,5 31.970
C8-391.5555-40350	02753473	C8	40,0 1.575	350,0 13.780	89,0 3.504	89,0 3.504	425,0 16.732	317,0 12.480	27,0 1.063	1	–	1	PB	19,0 41.890

Accessories

For DMM	Bolt, through coolant	Spanner
16/ 0.630	5801608L	5811608
22/ 0.866	5802210L	5812210
27/ 1.063	5802712L	5812712
32/ 1.260	5803216L	5813216
40/ 1.575	5804020L	5814020

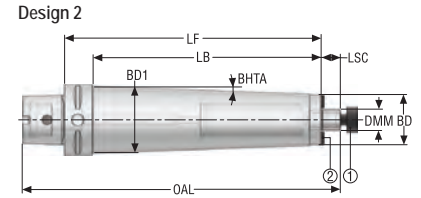
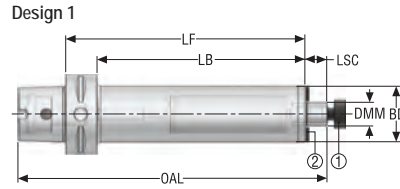
Spare Parts

For DMM	Bolt	Screw	Tenon
			
16/ 0.630	5801608	951D0312	16C2080810A
22/ 0.866	5802210	951D0416	16C2101111
27/ 1.063	5802712	951D0516	16C2121214A
32/ 1.260	5803216	951D0516	16C2141421A
40/ 1.575	5804020	951D0616	16C2161621A

- Guide
- HSK-A
- HSK-E
- DIN
- BT JIS
- CAT
- Combimaster
- Graflex
- Seco-Capto™
- Others
- Operating & setting accessories
- Shrinkfit

SMK 5555/5556 – Steadylite®, vibration damping shell mill holders – Inch

Seco-Capto™



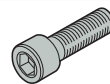
- Direct run-out 5 µm maximum
- DMM 40 mm / 1.575" includes 4 threaded holes on the bearing face according to DIN 6357
- For ISO attribute explanation, see page 12

Spare parts:
1 = Bolt
2 = Tenon/Screw

Designation	Item number	CTMS	DMM	LF	BD	BD1	OAL	LB	LSC	Design	BHTA°	RFID hole	Balancing	Weight
			<i>Inch</i>	<i>Inch</i>	<i>Inch</i>	<i>Inch</i>	<i>Inch</i>	<i>Inch</i>	<i>Inch</i>					<i>lbs</i>
C6-391.5555-075750	02753487	C6	0.750	7.500	1.750	1.750	9.685	6.516	0.689	1	–	1	PB	6.770
C6-391.5556-075900	02753488	C6	0.750	9.000	1.811	2.347	11.185	8.016	0.689	2	2,0	1	PB	10.140
C6-391.5555-100900	02753490	C6	1.000	9.000	2.250	2.250	11.185	8.016	0.689	1	–	1	PB	12.790
C8-391.5556-075900	02753492	C8	0.750	9.000	1.811	2.328	11.579	7.701	0.689	2	2,0	1	PB	11.680
C8-391.5556-100C00	02753494	C8	1.000	12.000	2.323	3.049	14.579	10.701	0.689	2	2,0	1	PB	22.710
C8-391.5555-150D75	02753485	C8	1.500	13.752	3.500	3.500	16.583	12.453	0.941	1	–	1	PB	41.670

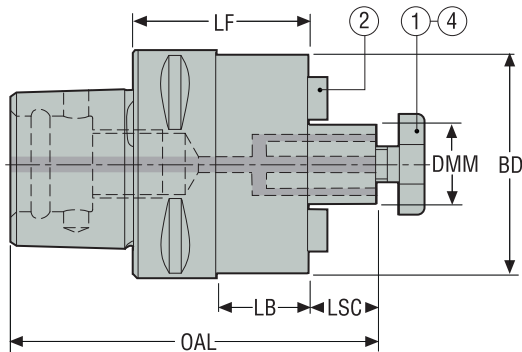
Spare Parts

For DMM	Bolt	Screw	Tenon
0.750	58211905	951D0312	16C11905
1.000 (C6)	58212540	951D0410	16C2091014A
1.000 (C8)	58212540	951D0410	16C12540
1.500	58213810	951D0616	16C2151421A



Seco-Capto™

SM 5525/5524 – Shell mill holders, with through coolant channels – Metric / Inch



Accessories:
4 = Bolt, through coolant


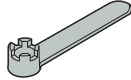
Spare parts:
1 = Bolt
2 = Tenon/Screw

- Direct run-out 5 µm maximum
- Type 5524: small face shell mill holders
- For ISO attribute explanation, see page 12


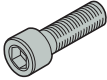

Designation	Item number	CTMS	DMM		LF	BD	OAL	LB	LSC	RFID hole	Balancing	Weight						
			mm	Inch								kg	lbs					
C3-391.5525-16030	02532782	C3	16,0	0.630	30,0	1.181	38,0	1.496	66,0	2.598	12,0	0.472	17,0	0.669	0	G6.3	0,27	0.600
C4-391.5525-16035	02532783	C4	16,0	0.630	35,0	1.378	38,0	1.496	76,0	2.992	12,0	0.472	17,0	0.669	0	G6.3	0,4	0.880
C4-391.5525-22040	02532784	C4	22,0	0.866	40,0	1.575	48,0	1.890	83,0	3.268	17,0	0.669	19,0	0.748	0	G6.3	0,58	1.280
C5-391.5525-16035	02532786	C5	16,0	0.630	35,0	1.378	38,0	1.496	82,0	3.228	12,0	0.472	17,0	0.669	1	G6.3	0,6	1.320
C5-391.5525-22040	02532787	C5	22,0	0.866	40,0	1.575	48,0	1.890	89,0	3.504	17,0	0.669	19,0	0.748	1	G6.3	0,76	1.680
C5-391.5525-27040	02532788	C5	27,0	1.063	40,0	1.575	60,0	2.362	91,0	3.583	17,0	0.669	21,0	0.827	1	G6.3	0,95	2.090
C5-391.5524-27040	02532785	C5	27,0	1.063	40,0	1.575	48,0	1.890	91,0	3.583	17,0	0.669	21,0	0.827	1	G6.3	0,8	1.760
C6-391.5525-16035	02532790	C6	16,0	0.630	35,0	1.378	38,0	1.496	90,0	3.543	10,0	0.394	17,0	0.669	1	G6.3	0,92	2.030
C6-391.5525-22040	02532791	C6	22,0	0.866	40,0	1.575	48,0	1.890	97,0	3.819	15,0	0.591	19,0	0.748	1	G6.3	1,09	2.400
C6-391.5525-27040	02532792	C6	27,0	1.063	40,0	1.575	60,0	2.362	99,0	3.898	15,0	0.591	21,0	0.827	1	G6.3	1,24	2.730
C6-391.5525-32040	02532793	C6	32,0	1.260	40,0	1.575	78,0	3.071	102,0	4.016	15,0	0.591	24,0	0.945	1	G6.3	1,6	3.530
C6-391.5524-27040	02532789	C6	27,0	1.063	40,0	1.575	48,0	1.890	99,0	3.898	15,0	0.591	21,0	0.827	1	G6.3	1,12	2.470
C8-391.5525-27050	02532795	C8	27,0	1.063	50,0	1.969	60,0	2.362	119,0	4.685	17,0	0.669	21,0	0.827	1	G6.3	2,29	5.050
C8-391.5525-32050	02532796	C8	32,0	1.260	50,0	1.969	78,0	3.071	122,0	4.803	17,0	0.669	24,0	0.945	1	G6.3	2,64	5.820
C8-391.5525-40055	02532797	C8	40,0	1.575	55,0	2.165	89,0	3.504	130,0	5.118	22,0	0.866	27,0	1.063	1	G6.3	3,06	6.750

Guide
HSK-A
HSK-E
DIN
BT JIS
CAT
Combimaster
Grafix
Seco-Capto™
Others
Operating & setting accessories
Shrinkfit

Accessories

Guide	For DMM	Bolt, through coolant	Spanner
			
HSK-A	16/ 0.630	5801608L	5811608
	22/ 0.866	5802210L	5812210
	27/ 1.063-5524	5802712L	5812712
	27/ 1.063-5525	5802712L	5812712
	32/ 1.260	5803216L	5813216
HSK-E	40/ 1.575	5804020L	5814020

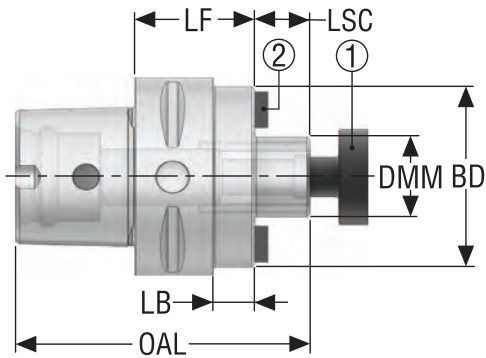
Spare Parts

	For DMM	Bolt	Screw	Tenon
DIN				
	16/ 0.630	5801608	950D0310	16C10810164
	22/ 0.866	5802210	950D0414	16C11012206
BT JIS	27/ 1.063-5524	5802712	951D0512	16C127
	27/ 1.063-5525	5802712	951D0516	16C11214243
	32/ 1.260	5803216	951D0516	16C2141421
	40/ 1.575	5804020	951D0616	16C2161621

- Guide
- HSK-A
- HSK-E
- DIN
- BT JIS
- CAT
- Combimaster
- Graflex
- Seco-Capto™
- Others
- Operating & setting accessories
- Shrinkfit

Seco-Capto™

SM 5525 – Shell mill holders, with through coolant channels – Inch



Spare parts:
1 = Bolt
2 = Tenon/Screw

- Direct run-out 5 µm maximum
- For ISO attribute explanation, see page 12

Designation	Item number	CTMS	DMM	LF	BD	OAL	LB	LSC	RFID hole	Balancing	Weight
			<i>Inch</i>	<i>Inch</i>	<i>Inch</i>	<i>Inch</i>	<i>Inch</i>	<i>Inch</i>			<i>lbs</i>
C4-391.5525-075150	02610375	C4	0.750	1.500	1.750	3.134	0.594	0.689	0	G6.3	1.100
C5-391.5525-075150	02610376	C5	0.750	1.500	1.750	3.370	0.594	0.689	1	G6.3	1.500
C5-391.5525-100150	02610377	C5	1.000	1.500	2.067	3.370	0.594	0.689	1	G6.3	1.760
C6-391.5525-075150	02610378	C6	0.750	1.500	1.750	3.685	0.516	0.689	1	G6.3	2.250
C6-391.5525-100150	02610379	C6	1.000	1.500	2.250	3.685	0.516	0.689	1	G6.3	2.540
C6-391.5525-125150	02610380	C6	1.250	1.500	2.750	3.685	0.516	0.689	1	G6.3	3.020
C6-391.5525-150175	02610388	C6	1.500	1.750	3.500	4.187	0.766	0.941	1	G6.3	5.070
C8-391.5525-125200	02610391	C8	1.250	2.000	2.750	4.579	0.701	0.689	1	G6.3	5.580
C8-391.5525-150200	02610394	C8	1.500	2.000	3.500	4.831	0.701	0.941	1	G6.3	6.500

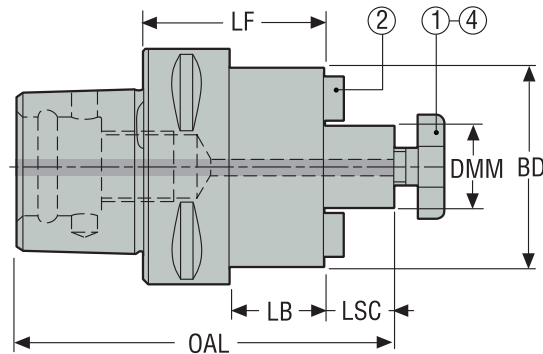
Spare Parts

For DMM	Bolt	Screw	Tenon
0.750	58211905	950D0312	16C11905A
1.000	58212540	951D0416	16C12540A
1.250	58213175	951D0516	16C23175
1.500	58213810	951D0616	16C23810

Guide
HSK-A
HSK-E
DIN
BT JIS
CAT
Combimaster
Graflex
Seco-Capto™
Others
Operating & setting accessories
Shrinkfit

SM 552 – Shell mill holders, small face without through coolant channels – ISO 3937 – Metric / Inch

Seco-Capto™



- Direct run-out 5 µm maximum
- For ISO attribute explanation, see page 12

Accessories:
4 = Bolt, through coolant


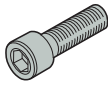

Spare parts:
1 = Bolt
2 = Tenon/Screw

Designation	Item number	CTMS	DMM	LF	BD	OAL	LB	LSC	RFID hole	Balancing	Weight
			mm Inch	mm Inch	mm Inch	mm Inch	mm Inch	mm Inch			kg lbs
C3-391.0552-16030	02752390	C3	16,0 0.630	30,0 1.181	32,0 1.260	66,0 2.598	15,0 0.591	17,0 0.669	0	G6.3	0,24 0.530
C4-391.0552-16032	02752391	C4	16,0 0.630	32,0 1.260	32,0 1.260	73,0 2.874	9,0 0.354	17,0 0.669	0	G6.3	0,36 0.790
C4-391.0552-22055	02752392	C4	22,0 0.866	55,0 2.165	40,0 1.575	98,0 3.858	32,0 1.260	19,0 0.748	0	G6.3	0,66 1.460
C5-391.0552-22070	02752397	C5	22,0 0.866	70,0 2.756	40,0 1.575	119,0 4.685	47,0 1.850	19,0 0.748	1	G6.3	0,98 2.160
C5-391.0552-27035	02752398	C5	27,0 1.063	35,0 1.378	48,0 1.890	86,0 3.386	12,0 0.472	21,0 0.827	1	G6.3	0,76 1.680
C6-391.0552-22035	02752399	C6	22,0 0.866	35,0 1.378	40,0 1.575	92,0 3.622	10,0 0.394	19,0 0.748	1	G6.3	0,98 2.160
C6-391.0552-27035	02752400	C6	27,0 1.063	35,0 1.378	48,0 1.890	94,0 3.701	10,0 0.394	21,0 0.827	1	G6.3	1,07 2.360
C6-391.0552-32035	02752401	C6	32,0 1.260	35,0 1.378	58,0 2.283	97,0 3.819	10,0 0.394	24,0 0.945	1	G6.3	1,22 2.690
C8-391.0552-27035	02752403	C8	27,0 1.063	35,0 1.378	48,0 1.890	104,0 4.094	2,0 0.079	21,0 0.827	1	G6.3	1,93 4.250
C8-391.0552-32035	02752404	C8	32,0 1.260	35,0 1.378	58,0 2.283	107,0 4.213	2,0 0.079	24,0 0.945	1	G6.3	2,03 4.480
C8-391.0552-40035	02752405	C8	40,0 1.575	35,0 1.378	70,0 2.756	110,0 4.331	2,0 0.079	27,0 1.063	1	G6.3	2,22 4.890

Accessories

For DMM	Bolt, through coolant	Spanner
16/ 0.630	5801608L	5811608
22/ 0.866	5802210L	5812210
27/ 1.063	5802712L	5812712
32/ 1.260	5803216L	5813216
40/ 1.575	5804020L	5814020

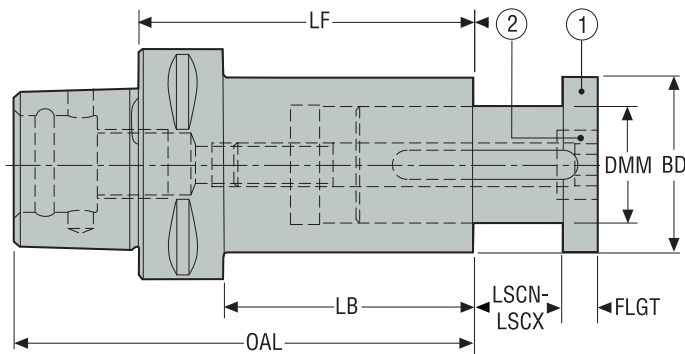
Spare Parts

For DMM	Bolt	Screw	Tenon
			
16/ 0.630	5801608	950D0308	16C116
22/ 0.866	5802210	950D0414	16C122
27/ 1.063	5802712	951D0512	16C127
32/ 1.260	5803216	951D0514	16C132
40/ 1.575	5804020	951D0616	16C140

- Guide
- HSK-A
- HSK-E
- DIN
- BT JIS
- CAT
- Combimaster
- Graflex
- Seco-Capto™
- Others
- Operating & setting accessories
- Shrinkfit

DM 5657 – Disc mill holders – Metric / Inch

Seco-Capto™



• For ISO attribute explanation, see page 12

Spare parts:
1 = Slide rod
2 = Screw

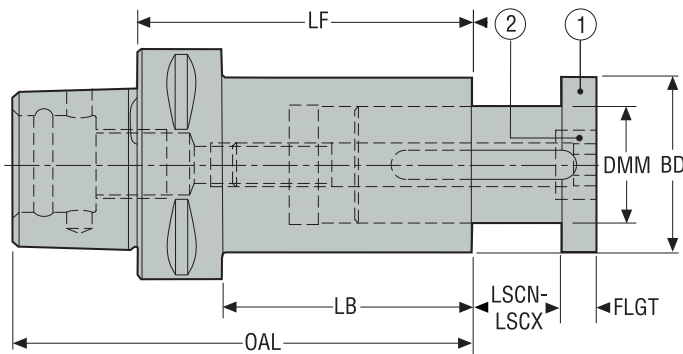
Designation	Item number	CTMS	DMM	LF	BD	OAL	LB	LSCN	LSCX	FLGT	RFID hole	Balancing	Weight
			mm <i>Inch</i>	mm <i>Inch</i>	mm <i>Inch</i>	mm <i>Inch</i>	mm <i>Inch</i>	mm <i>Inch</i>	mm <i>Inch</i>	mm <i>Inch</i>			
C4-391.5657-22075	02532798	C4	22,0 <i>0.866</i>	75,0 <i>2.953</i>	35,0 <i>1.378</i>	99,0 <i>3.898</i>	52,0 <i>2.047</i>	0,0 <i>0.0</i>	12,0 <i>0.472</i>	4,0 <i>0.157</i>	0	PB	0,68 <i>1.500</i>
C5-391.5657-27090	02532800	C5	27,0 <i>1.063</i>	90,0 <i>3.543</i>	42,0 <i>1.654</i>	120,0 <i>4.724</i>	67,0 <i>2.638</i>	0,0 <i>0.0</i>	15,0 <i>0.591</i>	5,0 <i>0.197</i>	1	PB	1,21 <i>2.670</i>
C5-391.5657-32120	02532801	C5	32,0 <i>1.260</i>	120,0 <i>4.724</i>	48,0 <i>1.890</i>	150,0 <i>5.906</i>	97,0 <i>3.819</i>	0,0 <i>0.0</i>	24,0 <i>0.945</i>	6,0 <i>0.236</i>	1	PB	1,89 <i>4.170</i>
C6-391.5657-22080	02532802	C6	22,0 <i>0.866</i>	80,0 <i>3.150</i>	35,0 <i>1.378</i>	118,0 <i>4.646</i>	55,0 <i>2.165</i>	0,0 <i>0.0</i>	12,0 <i>0.472</i>	4,0 <i>0.157</i>	1	PB	1,24 <i>2.730</i>
C6-391.5657-27090	02532803	C6	27,0 <i>1.063</i>	90,0 <i>3.543</i>	42,0 <i>1.654</i>	128,0 <i>5.039</i>	65,0 <i>2.559</i>	0,0 <i>0.0</i>	15,0 <i>0.591</i>	5,0 <i>0.197</i>	1	PB	1,54 <i>3.400</i>
C6-391.5657-32120	02532804	C6	32,0 <i>1.260</i>	120,0 <i>4.724</i>	48,0 <i>1.890</i>	158,0 <i>6.220</i>	95,0 <i>3.740</i>	0,0 <i>0.0</i>	24,0 <i>0.945</i>	6,0 <i>0.236</i>	1	PB	2,19 <i>4.830</i>
C6-391.5657-40150	02532805	C6	40,0 <i>1.575</i>	150,0 <i>5.906</i>	58,0 <i>2.283</i>	188,0 <i>7.402</i>	125,0 <i>4.921</i>	0,0 <i>0.0</i>	30,0 <i>1.181</i>	7,0 <i>0.276</i>	1	PB	3,44 <i>7.580</i>
C8-391.5657-27090	02532806	C8	27,0 <i>1.063</i>	90,0 <i>3.543</i>	42,0 <i>1.654</i>	138,0 <i>5.433</i>	57,0 <i>2.244</i>	0,0 <i>0.0</i>	15,0 <i>0.591</i>	5,0 <i>0.197</i>	1	PB	2,39 <i>5.270</i>
C8-391.5657-32120	02532807	C8	32,0 <i>1.260</i>	120,0 <i>4.724</i>	48,0 <i>1.890</i>	168,0 <i>6.614</i>	87,0 <i>3.425</i>	0,0 <i>0.0</i>	24,0 <i>0.945</i>	6,0 <i>0.236</i>	1	PB	3,08 <i>6.790</i>
C8-391.5657-40150	02532808	C8	40,0 <i>1.575</i>	150,0 <i>5.906</i>	58,0 <i>2.283</i>	198,0 <i>7.795</i>	117,0 <i>4.606</i>	0,0 <i>0.0</i>	30,0 <i>1.181</i>	7,0 <i>0.276</i>	1	PB	4,28 <i>9.440</i>
C8-391.5657-50200	02532809	C8	50,0 <i>1.969</i>	200,0 <i>7.874</i>	72,0 <i>2.835</i>	248,0 <i>9.764</i>	167,0 <i>6.575</i>	0,0 <i>0.0</i>	32,0 <i>1.260</i>	8,0 <i>0.315</i>	1	PB	7,12 <i>15.700</i>
C8-391.5657-60220	02532810	C8	60,0 <i>2.362</i>	220,0 <i>8.661</i>	90,0 <i>3.543</i>	268,0 <i>10.551</i>	190,0 <i>7.480</i>	0,0 <i>0.0</i>	40,0 <i>1.575</i>	8,0 <i>0.315</i>	1	PB	11,2 <i>24.690</i>

Spare Parts

For DMM	Screw	Slide rod
22/ 0.866	19C565722	565722
27/ 1.063	19C565727	565727
32/ 1.260	950D1690	565732
40/ 1.575	19C565740	565740
50/ 1.969	19C565750	565750
60/ 2.362	19C565760	565760

Seco-Capto™

DM 5657 – Disc mill holders – Inch



Spare parts:
1 = Slide rod
2 = Screw

• For ISO attribute explanation, see page 12

Designation	Item number	CTMS	DMM	LF	BD	OAL	LB	LSCN	LSCX	FLGT	RFID hole	Balan- cing	Weight
			<i>Inch</i>	<i>Inch</i>	<i>Inch</i>	<i>Inch</i>	<i>Inch</i>	<i>Inch</i>	<i>Inch</i>	<i>Inch</i>			lbs
C6-391.5657-100350	02610397	C6	1.000	3.500	1.650	4.996	2.520	0.0	0.550	0.197	1	PB	3.400
C6-391.5657-125475	02610398	C6	1.250	4.750	1.970	6.246	3.780	0.0	0.630	0.236	1	PB	5.110
C8-391.5657-125475	02610400	C8	1.250	4.750	1.970	6.640	3.450	0.0	0.630	0.236	1	PB	7.050
C8-391.5657-150600	02610401	C8	1.500	6.000	2.240	7.890	4.700	0.0	0.980	0.276	1	PB	9.350

Spare Parts

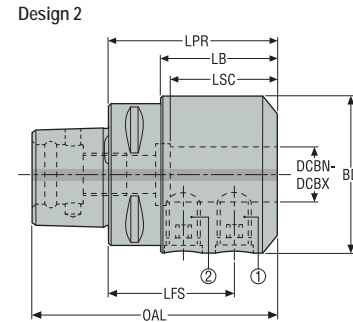
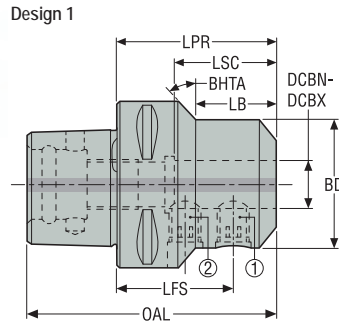
For DMM	Slide rod
1.000	5657100
1.250	5657125
1.500	5657150



- Guide
- HSK-A
- HSK-E
- DIN
- BT JIS
- CAT
- Combimaster
- Graflex
- Seco-Capto™
- Others
- Operating & set-
ting accessories
- Shrinkfit

EM 20 – Side lock holders, Weldon – DIN 1835-2 Form B/ ISO 5414-1 – Metric / Inch

Seco-Capto™





• For ISO attribute explanation, see page 12

Spare parts:
1 = Locking screw 1
2 = Locking screw 2

Designation	Item number	CTMS	DCBN-DCBX		LPR	LFS	BD	OAL	LB	LSC	Design	BHTA°	RFID hole	Balancing	Weight
			mm	Inch											
C3-391.20-06045A	75039958	C3	6,0	0.236	46,0	28,0	25,0	65,0	27,5	27,0	1	30,0	0	PB	0,29 0.640
C3-391.20-08045A	75039959	C3	8,0	0.315	46,0	28,0	28,0	65,0	29,0	30,0	1	45,0	0	PB	0,25 0.550
C3-391.20-10050	75039960	C3	10,0	0.394	50,0	30,0	35,0	69,0	32,0	36,0	2	-	0	PB	0,34 0.750
C3-391.20-12055	75039961	C3	12,0	0.472	55,0	32,5	42,0	74,0	47,0	40,0	2	-	0	PB	0,48 1.060
C4-391.20-06050	75039962	C4	6,0	0.236	50,0	32,0	25,0	74,0	25,5	27,0	1	30,0	0	PB	0,36 0.790
C4-391.20-08050	75039963	C4	8,0	0.315	50,0	32,0	28,0	74,0	26,5	30,0	1	45,0	0	PB	0,38 0.840
C4-391.20-10050A	75039964	C4	10,0	0.394	51,0	31,0	35,0	75,0	29,6	36,0	1	30,0	0	PB	0,45 0.990
C4-391.20-12055A	75039965	C4	12,0	0.472	56,0	33,5	42,0	80,0	53,0	43,0	2	-	0	PB	0,59 1.300
C4-391.20-14055	02437800	C4	14,0	0.551	55,0	32,5	44,0	79,0	55,0	43,0	2	-	0	PB	0,6 1.320
C5-391.20-06050	75039967	C5	6,0	0.236	50,0	32,0	25,0	80,0	25,5	27,0	1	20,0	0	PB	0,54 1.190
C5-391.20-08050	75039968	C5	8,0	0.315	50,0	32,0	28,0	80,0	26,0	30,0	1	20,0	0	PB	0,61 1.340
C5-391.20-10055	75039969	C5	10,0	0.394	55,0	35,0	35,0	85,0	27,5	36,0	1	45,0	0	PB	0,69 1.520
C5-391.20-12060	75039970	C5	12,0	0.472	60,0	37,5	42,0	90,0	36,0	43,0	1	45,0	0	PB	0,81 1.790
C5-391.20-14060	02453322	C5	14,0	0.551	60,0	37,5	44,0	90,0	37,0	43,0	1	45,0	0	PB	0,84 1.850
C5-391.20-18060	02535699	C5	18,0	0.709	60,0	36,0	50,0	90,0	40,0	46,0	2	-	0	PB	0,92 2.030
C6-391.20-06055	75039974	C6	6,0	0.236	55,0	37,0	25,0	93,0	25,0	27,0	1	22,0	0	PB	0,93 2.050
C6-391.20-08055	75039975	C6	8,0	0.315	55,0	37,0	28,0	93,0	26,0	30,0	1	22,0	0	PB	0,94 2.070
C6-391.20-10060	75039976	C6	10,0	0.394	60,0	40,0	35,0	98,0	30,0	36,0	1	30,0	0	PB	1,06 2.340
C6-391.20-12060	75039977	C6	12,0	0.472	60,0	37,5	42,0	98,0	33,0	43,0	1	25,0	0	PB	1,14 2.510
C6-391.20-14060	00013463	C6	14,0	0.551	60,0	37,5	44,0	98,0	33,5	43,0	1	25,0	0	PB	1,16 2.560
C6-391.20-18065	02207592	C6	18,0	0.709	65,0	41,0	50,0	103,0	39,0	46,0	1	30,0	0	PB	1,31 2.890

Designation	Item number	CTMS	DCBN-DCBX	LPR	LFS	BD	OAL	LB	LSC	Design	BHTA*	RFID hole	Balancing	Weight
			mm Inch	mm Inch	mm Inch	mm Inch	mm Inch	mm Inch	mm Inch					
C8-391.20-06070	02535700	C8	6,0 0.236	70,0 2.756	52,0 2.047	25,0 0.984	118,0 4.646	27,0 1.063	27,0 1.063	1	25,0	0	PB	2,02 4.450
C8-391.20-08070	02427562	C8	8,0 0.315	70,0 2.756	52,0 2.047	28,0 1.102	118,0 4.646	28,0 1.102	30,0 1.181	1	25,0	0	PB	0,15 0.330
C8-391.20-10070	02535701	C8	10,0 0.394	70,0 2.756	50,0 1.969	35,0 1.378	118,0 4.646	29,5 1.161	36,0 1.417	1	25,0	0	PB	2,21 4.870
C8-391.20-12070	02207401	C8	12,0 0.472	70,0 2.756	47,5 1.870	42,0 1.654	118,0 4.646	31,0 1.220	43,0 1.693	1	25,0	0	PB	2,48 5.470
C8-391.20-14070	02535702	C8	14,0 0.551	70,0 2.756	47,5 1.870	44,0 1.732	118,0 4.646	31,6 1.244	43,0 1.693	1	25,0	0	PB	2,24 4.940
C8-391.20-18070	02535703	C8	18,0 0.709	70,0 2.756	46,0 1.811	50,0 1.969	118,0 4.646	33,0 1.299	46,0 1.811	1	25,0	0	PB	2,21 4.870
C8-391.20-50120	75039986	C8	50,0 1.969	120,0 4.724	85,0 3.346	100,0 3.937	168,0 6.614	90,0 3.543	78,0 3.071	2	-	0	PB	6,0 13.230

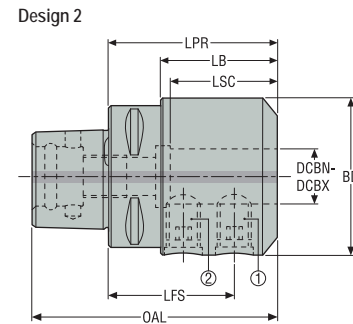
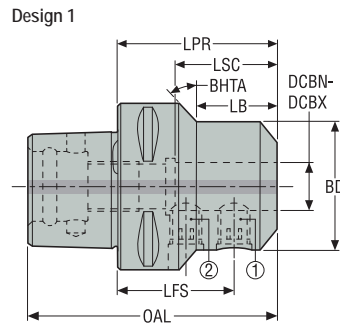
Spare Parts

For DCBN-DCBX	Locking screw 1	Locking screw 2
		
6/ 0.236	3214050-357	-
8/ 0.315	3214050-407	-
10/ 0.394	3214050-458	-
12/ 0.472	3214050-509	-
14/ 0.551	3214050-509	-
18/ 0.709	3214050-539	-
50/ 1.969	3214050-661	3214050-611

- Guide
- HSK-A
- HSK-E
- DIN
- BT JIS
- CAT
- Combimaster
- Graflex
- Seco-Capto™
- Others
- Operating & setting accessories
- Shrinkfit

EM 20 – Side lock holders, Weldon – DIN 1835-2 Form B/ ISO 5414-1 – Inch

Seco-Capto™



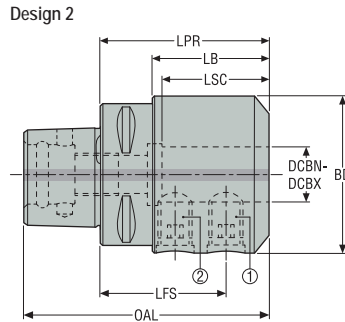
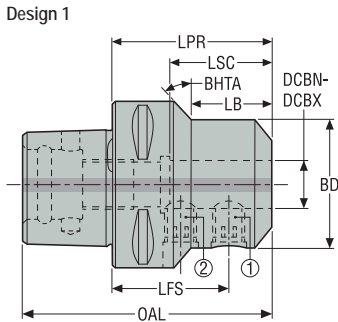
• For ISO attribute explanation, see page 12

Spare parts:
1 = Locking screw 1
2 = Locking screw 2

Designation	Item number	CTMS	DCBN-DCBX	LPR	LFS	BD	OAL	LB	LSC	Design	BHTA°	RFID hole	Balancing	Weight
			<i>Inch</i>	<i>Inch</i>	<i>Inch</i>	<i>Inch</i>	<i>Inch</i>	<i>Inch</i>	<i>Inch</i>					<i>lbs</i>
C3-A391.20-09050	02535704	C3	0.375	1.970	1.181	1.000	2.718	1.250	1.575	1	45,0	0	PB	2.200
C3-A391.20-12055	02535705	C3	0.500	2.170	1.280	1.248	2.918	1.560	1.772	2	–	0	PB	2.200
C4-A391.20-09050A	02535707	C4	0.375	2.010	1.220	1.000	2.955	1.110	1.575	1	70,0	0	PB	0.750
C4-A391.20-12055A	02535708	C4	0.500	2.210	1.319	1.248	3.155	1.250	1.772	1	45,0	0	PB	0.930
C4-A391.20-15055	02535709	C4	0.625	2.170	1.213	1.614	3.115	1.380	1.890	2	–	0	PB	1.150
C4-A391.20-19060	02535710	C4	0.750	2.360	1.378	1.752	3.305	1.580	2.008	2	–	0	PB	1.340
C5-A391.20-09055	02535711	C5	0.375	2.170	1.378	1.000	3.351	1.100	1.575	1	60,0	0	PB	1.230
C5-A391.20-12060	02535712	C5	0.500	2.360	1.476	1.248	3.541	1.410	1.772	1	60,0	0	PB	1.390
C5-A391.20-15060A	02535713	C5	0.625	2.360	1.409	1.614	3.541	1.470	1.890	1	60,0	0	PB	1.680
C5-A391.20-19060	00089977	C5	0.750	2.360	1.378	1.752	3.541	1.510	2.008	1	60,0	0	PB	1.740
C5-A391.20-25085	02535715	C5	1.000	3.350	2.402	2.248	4.531	2.560	2.362	2	–	0	PB	3.130
C6-A391.20-09060	02459374	C6	0.375	2.360	1.575	1.000	3.856	1.140	1.575	1	65,0	0	PB	2.120
C6-A391.20-12060	00078614	C6	0.500	2.360	1.476	1.248	3.856	1.260	1.772	1	70,0	0	PB	2.180
C6-A391.20-15065	00078615	C6	0.625	2.560	1.606	1.614	4.056	1.440	1.890	1	60,0	0	PB	2.650
C6-A391.20-19065A	00078616	C6	0.750	2.560	1.614	1.752	4.056	1.480	2.008	1	60,0	0	PB	2.580
C6-A391.20-25085	02459380	C6	1.000	3.350	2.402	2.248	4.846	2.400	2.262	1	60,0	0	PB	3.840
C6-A391.20-31085	00078656	C6	1.250	3.350	2.402	2.480	4.846	3.350	2.520	2	–	0	PB	4.060
C6-A391.20-38090	02466277	C6	1.500	3.350	2.362	2.756	4.846	2.680	2.717	2	–	0	PB	4.720
C8-A391.20-09070	02535716	C8	0.375	2.760	1.870	1.248	4.650	0.962	1.428	1	65,0	0	PB	4.190
C8-A391.20-12070	02535717	C8	0.500	2.760	1.870	1.248	4.650	1.220	1.628	1	70,0	0	PB	4.410
C8-A391.20-15070	02535718	C8	0.625	2.760	1.803	1.614	4.650	1.340	1.823	1	72,0	0	PB	4.630
C8-A391.20-19075	02535719	C8	0.750	2.950	1.969	1.752	4.840	1.440	1.890	1	65,0	0	PB	4.940
C8-A391.20-25080	02535721	C8	1.000	3.150	2.205	2.480	5.040	2.020	1.772	1	60,0	0	PB	4.870
C8-A391.20-31080	02527210	C8	1.250	3.150	2.205	2.480	5.040	2.090	2.284	1	60,0	0	PB	5.290
C8-A391.20-38085	02527211	C8	1.500	3.350	2.165	2.756	5.240	2.370	2.559	1	60,0	0	PB	5.860
C8-A391.20-50115	75079761	C8	2.000	4.530	3.402	3.681	6.420	3.270	3.071	2	–	0	PB	10.710

Seco-Capto™

EM 584 – Side lock holders, Seco-Weldon – DIN 1835-2 Form B/ ISO 5414-1 – Metric / Inch



Spare parts:
1 = Locking screw 1
2 = Locking screw 2

• For ISO attribute explanation, see page 12

Designation	Item number	CTMS	DCBN-DCBX	LPR	LFS	BD	OAL	LB	LSC	Design	BHTA*	RFID hole	Balancing	Weight
														kg lbs
C4-391.0584-16055	02532811	C4	16,0 0.630	55,0 2.165	31,5 1.240	48,0 1.890	79,0 3.110	35,0 1.378	46,0 1.811	2	-	0	PB	0,61 1.340
C5-391.0584-16060	02532812	C5	16,0 0.630	60,0 2.362	36,5 1.437	48,0 1.890	90,0 3.543	37,0 1.457	46,0 1.811	1	45,0	1	PB	0,87 1.920
C5-391.0584-20060	02532813	C5	20,0 0.787	60,0 2.362	35,0 1.378	52,0 2.047	90,0 3.543	40,0 1.575	48,0 1.890	2	-	1	PB	0,9 1.980
C5-391.0584-25080	02532814	C5	25,0 0.984	80,0 3.150	56,0 2.205	63,0 2.480	110,0 4.331	60,0 2.362	54,0 2.126	2	-	1	PB	1,53 3.370
C6-391.0584-16065	02532815	C6	16,0 0.630	65,0 2.559	41,5 1.634	48,0 1.890	103,0 4.055	40,0 1.575	46,0 1.811	1	90,0	1	PB	1,25 2.760
C6-391.0584-20065	02532816	C6	20,0 0.787	65,0 2.559	40,0 1.575	52,0 2.047	103,0 4.055	40,0 1.575	48,0 1.890	1	90,0	1	PB	1,3 2.870
C6-391.0584-25080	02532817	C6	25,0 0.984	80,0 3.150	56,0 2.205	63,0 2.480	118,0 4.646	58,0 2.283	54,0 2.126	1	-	1	PB	0,8 1.760
C6-391.0584-32090	02532818	C6	32,0 1.260	90,0 3.543	66,0 2.598	72,0 2.835	128,0 5.039	68,0 2.677	58,0 2.283	2	-	1	PB	2,35 5.180
C6-391.0584-40100	02532819	C6	40,0 1.575	100,0 3.937	70,0 2.756	80,0 3.150	138,0 5.433	78,0 3.071	68,0 2.677	2	-	1	PB	2,89 6.370
C8-391.0584-16070	02532820	C8	16,0 0.630	70,0 2.756	46,5 1.831	48,0 1.890	118,0 4.646	37,0 1.457	46,0 1.811	1	90,0	1	PB	2,22 4.890
C8-391.0584-20070	02532821	C8	20,0 0.787	70,0 2.756	45,0 1.772	52,0 2.047	118,0 4.646	37,0 1.457	48,0 1.890	1	90,0	1	PB	2,24 4.940
C8-391.0584-25080	02532822	C8	25,0 0.984	80,0 3.150	56,0 2.205	65,0 2.559	128,0 5.039	47,0 1.850	54,0 2.126	1	90,0	1	PB	2,66 5.860
C8-391.0584-32080	02532824	C8	32,0 1.260	80,0 3.150	56,0 2.205	72,0 2.835	128,0 5.039	47,0 1.850	58,0 2.283	1	90,0	1	PB	2,7 5.950
C8-391.0584-40110	02532825	C8	40,0 1.575	110,0 4.331	80,0 3.150	80,0 3.150	158,0 6.220	80,0 3.150	68,0 2.677	1	-	1	PB	3,92 8.640

Guide

HSK-A

HSK-E

DIN

BT JIS

CAT

Combimaster

Grafix


Seco-Capto™

Others

Operating & setting accessories

Shrinkfit

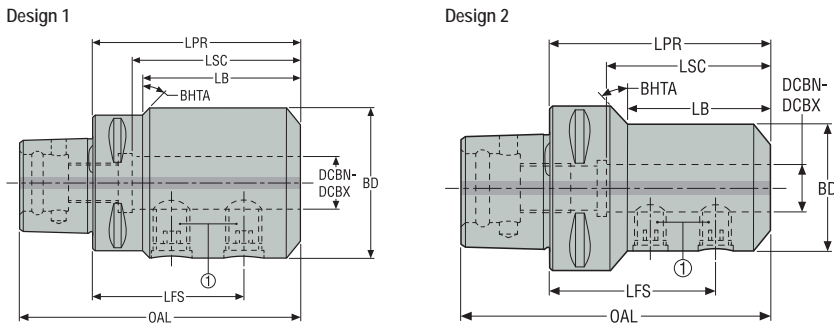
Spare Parts

Guide	For	Locking screw 1	Locking screw 2
			
HSK-A	C4-391.0584-16055	951C1416	-
	C5-391.0584-16060	951C1416	-
	C5-391.0584-20060	951C1616	-
	C5-391.0584-25080	951C1820	951C1820
HSK-E	C6-391.0584-16065	951C1416	-
	C6-391.0584-20065	951C1616	-
	C6-391.0584-25080	951C1820	951C1820
	C6-391.0584-32090	951C2020	951C2020
	C6-391.0584-40100	951C2020	951C2020
DIN	C8-391.0584-16070	951C1416	-
	C8-391.0584-20070	951C1616	-
	C8-391.0584-25080	951C1820	951C1820
	C8-391.0584-32080	951C2020	951C2020
	C8-391.0584-40110	951C2020	951C2020

- Guide
- HSK-A
- HSK-E
- DIN
- BT JIS
- CAT
- Combimaster
- Grafiflex
- Seco-Capto™
- Others
- Operating & setting accessories
- Shrinkfit

Seco-Capto™

EM 27 – Side lock holders for type 7 drill shanks – ISO 9766 – Metric / Inch




Spare parts:
1 = Locking screw

- Only for ISO 9766 drill shank
- For ISO attribute explanation, see page 12



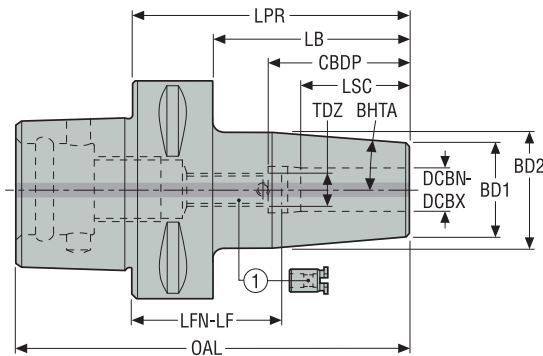
Designation	Item number	CTMS	DCBN-DCBX	LPR	LFS	BD	OAL	LB	LSC	Design	BHTA*	RFID hole	Balancing	Weight
C3-391.27-16056	75040036	C3	16,0 0.630	56,0 2.205	56,0 2.205	36,0 1.417	75,0 2.953	41,0 1.614	49,5 1.949	1	60,0	0	PB	0,36 0.790
C3-391.27-20060	75040039	C3	20,0 0.787	60,0 2.362	60,0 2.362	40,0 1.575	79,0 3.110	45,0 1.772	51,5 2.028	1	-	0	PB	0,42 0.930
C4-391.27-16056	75040040	C4	16,0 0.630	56,0 2.205	56,0 2.205	36,0 1.417	80,0 3.150	32,5 1.280	49,5 1.949	2	60,0	0	PB	0,47 1.040
C4-391.27-20060	75040041	C4	20,0 0.787	60,0 2.362	60,0 2.362	40,0 1.575	84,0 3.307	51,5 2.028	51,5 2.028	2	-	0	PB	0,51 1.120
C4-391.27-25077	75040042	C4	25,0 0.984	77,0 3.031	77,0 3.031	45,0 1.772	101,0 3.976	57,0 2.244	57,5 2.264	1	-	0	PB	0,72 1.590
C5-391.27-16065	75040043	C5	16,0 0.630	65,0 2.559	65,0 2.559	36,0 1.417	95,0 3.740	41,7 1.642	49,5 1.949	2	25,0	0	PB	0,71 1.570
C5-391.27-20060	75040044	C5	20,0 0.787	60,0 2.362	60,0 2.362	40,0 1.575	90,0 3.543	37,7 1.484	51,5 2.028	2	25,0	0	PB	0,7 1.540
C5-391.27-25071	02432677	C5	25,0 0.984	71,0 2.795	71,0 2.795	45,0 1.772	101,0 3.976	46,7 1.839	62,5 2.461	2	60,0	0	PB	0,84 1.850
C5-391.27-32075	75040046	C5	32,0 1.260	75,0 2.953	75,0 2.953	52,0 2.047	105,0 4.134	55,0 2.165	61,5 2.421	1	-	0	PB	0,94 2.070
C6-391.27-16070	75040047	C6	16,0 0.630	70,0 2.756	70,0 2.756	36,0 1.417	108,0 4.252	43,0 1.693	49,5 1.949	2	20,0	0	PB	1,09 2.400
C6-391.27-20070	75040048	C6	20,0 0.787	70,0 2.756	70,0 2.756	40,0 1.575	108,0 4.252	43,8 1.724	51,5 2.028	2	20,0	0	PB	1,13 2.490
C6-391.27-25070A	02450595	C6	25,0 0.984	72,0 2.835	72,0 2.835	45,0 1.772	110,0 4.331	45,8 1.803	59,5 2.343	2	25,0	0	PB	1,17 2.580
C6-391.27-32075	75040050	C6	32,0 1.260	75,0 2.953	75,0 2.953	52,0 2.047	113,0 4.449	49,8 1.961	61,5 2.421	2	30,0	0	PB	1,27 2.800
C6-391.27-40085	00024796	C6	40,0 1.575	85,0 3.346	85,0 3.346	65,0 2.559	123,0 4.843	63,0 2.480	71,5 2.815	1	-	0	PB	1,66 3.660
C8-391.27-16080	02300843	C8	16,0 0.630	80,0 3.150	80,0 3.150	36,0 1.417	128,0 5.039	42,0 1.654	49,5 1.949	2	20,0	0	PB	2,14 4.720
C8-391.27-20080	02300847	C8	20,0 0.787	80,0 3.150	80,0 3.150	40,0 1.575	128,0 5.039	43,8 1.724	51,5 2.028	2	17,0	0	PB	2,16 4.760
C8-391.27-25085	02300848	C8	25,0 0.984	85,0 3.346	85,0 3.346	45,0 1.772	133,0 5.236	49,8 1.961	57,5 2.264	2	17,0	0	PB	2,23 4.920
C8-391.27-32090	02300849	C8	32,0 1.260	90,0 3.543	90,0 3.543	52,0 2.047	138,0 5.433	53,8 2.118	61,5 2.421	2	14,0	0	PB	2,36 5.200
C8-391.27-40095	02207177	C8	40,0 1.575	95,0 3.740	95,0 3.740	65,0 2.559	143,0 5.630	62,8 2.472	71,5 2.815	2	17,0	0	PB	2,68 5.910

Spare Parts

Guide	For DCBN-DCBX		Locking screw
			
HSK-A	16/ 0.630		5514042-04
	20/ 0.787		5514042-04
	25/ 0.984		416.1-838
	32/ 1.260		416.1-838
HSK-E	40/ 1.575		5514042-06
DIN			
BT JIS			
CAT			
Combimaster			
Graflex			
Seco-Capto™			
Others			
Operating & setting accessories			
Shrinkfit			

Seco-Capto™

SFD 5603 – Shrinkfit holders, DIN type – Metric / Inch



Spare parts:
1 = Stop screw

- Run-out ≤3 µm
- Delivered with one stop screw
- Without threads for balancing screws
- For ISO attribute explanation, see page 12

Designation	Item number	CTMS	DCBN-DCBX		LPR	LB	CBDP	LSC	BD1	BD2	OAL	LFN	LF	TDZ	BHTA°	RFID hole	Balancing	Weight										
			mm	Inch															mm	Inch	kg	lbs						
C3-391.5603-06065	02753139	C3	6,0	0.236	65,0	2.559	50,0	1.969	37,5	1.476	22,0	0.866	21,0	0.827	27,0	1.063	84,0	3.307	29,0	1.142	43,0	1.693	M5x0.8	4,5	0	G6.3	0,3	0.660
C3-391.5603-08065	02753140	C3	8,0	0.315	65,0	2.559	50,0	1.969	37,5	1.476	26,0	1.024	21,0	0.827	27,0	1.063	84,0	3.307	29,0	1.142	39,0	1.535	M6x1	4,5	0	G6.3	0,3	0.660
C3-391.5603-10070	02753141	C3	10,0	0.394	70,0	2.756	55,0	2.165	42,5	1.673	31,0	1.220	24,0	0.945	32,0	1.260	89,0	3.504	29,0	1.142	39,0	1.535	M8x1	4,5	0	G6.3	0,4	0.880
C3-391.5603-12070	02753142	C3	12,0	0.472	70,0	2.756	55,0	2.165	47,5	1.870	34,0	1.339	24,0	0.945	32,0	1.260	89,0	3.504	24,0	0.945	36,0	1.417	M10x1	4,5	0	G6.3	0,4	0.880
C4-391.5603-06075	02753144	C4	6,0	0.236	75,0	2.953	55,0	2.165	37,5	1.476	22,0	0.866	21,0	0.827	27,0	1.063	99,0	3.898	39,0	1.535	53,0	2.087	M5x0.8	4,5	0	G6.3	0,5	1.100
C4-391.5603-08075	02753145	C4	8,0	0.315	75,0	2.953	55,0	2.165	37,5	1.476	26,0	1.024	21,0	0.827	27,0	1.063	99,0	3.898	39,0	1.535	49,0	1.929	M6x1	4,5	0	G6.3	0,5	1.100
C4-391.5603-10075	02753146	C4	10,0	0.394	75,0	2.953	55,0	2.165	42,5	1.673	31,0	1.220	24,0	0.945	32,0	1.260	99,0	3.898	34,0	1.339	44,0	1.732	M8x1	4,5	0	G6.3	0,5	1.100
C4-391.5603-12075	02753147	C4	12,0	0.472	75,0	2.953	55,0	2.165	47,5	1.870	34,0	1.339	24,0	0.945	32,0	1.260	99,0	3.898	29,0	1.142	41,0	1.614	M10x1	4,5	0	G6.3	0,5	1.100
C4-391.5603-14080	02753149	C4	14,0	0.551	80,0	3.150	60,0	2.362	47,5	1.870	34,0	1.339	27,0	1.063	34,0	1.339	104,0	4.094	34,0	1.339	46,0	1.811	M10x1	4,5	0	G6.3	0,6	1.320
C4-391.5603-16080	02753150	C4	16,0	0.630	80,0	3.150	60,0	2.362	50,5	1.988	39,0	1.535	27,0	1.063	34,0	1.339	104,0	4.094	31,0	1.220	41,0	1.614	M12x1	4,5	0	G6.3	0,6	1.320
C5-391.5603-06075	02753151	C5	6,0	0.236	75,0	2.953	55,0	2.165	37,5	1.476	22,0	0.866	21,0	0.827	27,0	1.063	105,0	4.134	39,0	1.535	53,0	2.087	M5x0.8	4,5	1	G6.3	0,65	1.430
C5-391.5603-08075	02753153	C5	8,0	0.315	75,0	2.953	55,0	2.165	37,5	1.476	26,0	1.024	21,0	0.827	27,0	1.063	105,0	4.134	39,0	1.535	49,0	1.929	M6x1	4,5	1	G6.3	0,64	1.410
C5-391.5603-10075	02753154	C5	10,0	0.394	75,0	2.953	55,0	2.165	42,5	1.673	31,0	1.220	24,0	0.945	32,0	1.260	105,0	4.134	34,0	1.339	44,0	1.732	M8x1	4,5	1	G6.3	0,68	1.500
C5-391.5603-12075	02753156	C5	12,0	0.472	75,0	2.953	55,0	2.165	47,5	1.870	34,0	1.339	24,0	0.945	32,0	1.260	105,0	4.134	29,0	1.142	41,0	1.614	M10x1	4,5	1	G6.3	0,67	1.480
C5-391.5603-14080	02753157	C5	14,0	0.551	80,0	3.150	60,0	2.362	47,5	1.870	34,0	1.339	27,0	1.063	34,0	1.339	110,0	4.331	34,0	1.339	46,0	1.811	M10x1	4,5	1	G6.3	0,74	1.630
C5-391.5603-16080	02753158	C5	16,0	0.630	80,0	3.150	60,0	2.362	50,5	1.988	39,0	1.535	27,0	1.063	34,0	1.339	110,0	4.331	31,0	1.220	41,0	1.614	M12x1	4,5	1	G6.3	0,71	1.570
C5-391.5603-18080	02753159	C5	18,0	0.709	80,0	3.150	60,0	2.362	50,5	1.988	39,0	1.535	33,0	1.299	42,0	1.654	110,0	4.331	31,0	1.220	41,0	1.614	M12x1	4,5	1	G6.3	0,9	1.980
C5-391.5603-20085	02753160	C5	20,0	0.787	85,0	3.346	65,0	2.559	52,5	2.067	41,0	1.614	33,0	1.299	42,0	1.654	115,0	4.528	34,0	1.339	44,0	1.732	M16x1	4,5	1	G6.3	0,85	1.870
C5-391.5603-25090	02753161	C5	25,0	0.984	90,0	3.543	70,0	2.756	58,5	2.303	47,0	1.850	44,0	1.732	53,0	2.087	120,0	4.724	33,0	1.299	43,0	1.693	M16x1	4,5	1	G6.3	1,2	2.650
C6-391.5603-06080	02753167	C6	6,0	0.236	80,0	3.150	58,0	2.283	37,5	1.476	22,0	0.866	21,0	0.827	27,0	1.063	118,0	4.646	44,0	1.732	58,0	2.283	M5x0.8	4,5	1	G6.3	0,99	2.180
C6-391.5603-08080	02753168	C6	8,0	0.315	80,0	3.150	58,0	2.283	37,5	1.476	26,0	1.024	21,0	0.827	27,0	1.063	118,0	4.646	44,0	1.732	54,0	2.126	M6x1	4,5	1	G6.3	1,0	2.200

Designation	Item number	CTMS	DCBN-DCBX		LPR	LB	CBDP	LSC	BD1	BD2	OAL	LFN	LF	TDZ	BHTA°	RFID hole	Balancing	Weight
			mm <i>Inch</i>	mm <i>Inch</i>														
C6-391.5603-10080	02753169	C6	10,0 <i>0.394</i>	80,0 <i>3.150</i>	58,0 <i>2.283</i>	42,5 <i>1.673</i>	31,0 <i>1.220</i>	24,0 <i>0.945</i>	32,0 <i>1.260</i>	118,0 <i>4.646</i>	39,0 <i>1.535</i>	49,0 <i>1.929</i>	M8x1	4,5	1	G6.3	1,1 <i>2.430</i>	
C6-391.5603-12080	02753170	C6	12,0 <i>0.472</i>	80,0 <i>3.150</i>	58,0 <i>2.283</i>	47,5 <i>1.870</i>	34,0 <i>1.339</i>	24,0 <i>0.945</i>	32,0 <i>1.260</i>	118,0 <i>4.646</i>	34,0 <i>1.339</i>	46,0 <i>1.811</i>	M10x1	4,5	1	G6.3	1,1 <i>2.430</i>	
C6-391.5603-14085	02753172	C6	14,0 <i>0.551</i>	85,0 <i>3.346</i>	63,0 <i>2.480</i>	47,5 <i>1.870</i>	34,0 <i>1.339</i>	27,0 <i>1.063</i>	34,0 <i>1.339</i>	123,0 <i>4.843</i>	39,0 <i>1.535</i>	51,0 <i>2.008</i>	M10x1	4,5	1	G6.3	1,1 <i>2.430</i>	
C6-391.5603-16085	02753174	C6	16,0 <i>0.630</i>	85,0 <i>3.346</i>	63,0 <i>2.480</i>	50,5 <i>1.988</i>	39,0 <i>1.535</i>	27,0 <i>1.063</i>	34,0 <i>1.339</i>	123,0 <i>4.843</i>	36,0 <i>1.417</i>	46,0 <i>1.811</i>	M12x1	4,5	1	G6.3	1,1 <i>2.430</i>	
C6-391.5603-18085	02753175	C6	18,0 <i>0.709</i>	85,0 <i>3.346</i>	63,0 <i>2.480</i>	50,5 <i>1.988</i>	39,0 <i>1.535</i>	33,0 <i>1.299</i>	42,0 <i>1.654</i>	123,0 <i>4.843</i>	36,0 <i>1.417</i>	46,0 <i>1.811</i>	M12x1	4,5	1	G6.3	1,3 <i>2.870</i>	
C6-391.5603-20085	02753176	C6	20,0 <i>0.787</i>	85,0 <i>3.346</i>	63,0 <i>2.480</i>	52,5 <i>2.067</i>	41,0 <i>1.614</i>	33,0 <i>1.299</i>	42,0 <i>1.654</i>	123,0 <i>4.843</i>	34,0 <i>1.339</i>	44,0 <i>1.732</i>	M16x1	4,5	1	G6.3	1,18 <i>2.600</i>	
C6-391.5603-25090	02753178	C6	25,0 <i>0.984</i>	90,0 <i>3.543</i>	68,0 <i>2.677</i>	58,5 <i>2.303</i>	47,0 <i>1.850</i>	44,0 <i>1.732</i>	53,0 <i>2.087</i>	128,0 <i>5.039</i>	33,0 <i>1.299</i>	43,0 <i>1.693</i>	M16x1	4,5	1	G6.3	1,52 <i>3.350</i>	
C6-391.5603-32095	02753185	C6	32,0 <i>1.260</i>	95,0 <i>3.740</i>	73,0 <i>2.874</i>	62,5 <i>2.461</i>	51,0 <i>2.008</i>	44,0 <i>1.732</i>	53,0 <i>2.087</i>	133,0 <i>5.236</i>	34,0 <i>1.339</i>	44,0 <i>1.732</i>	M16x1	4,5	1	G6.3	1,43 <i>3.150</i>	
C8-391.5603-16090	02753186	C8	16,0 <i>0.630</i>	90,0 <i>3.543</i>	60,0 <i>2.362</i>	50,5 <i>1.988</i>	39,0 <i>1.535</i>	27,0 <i>1.063</i>	34,0 <i>1.339</i>	138,0 <i>5.433</i>	41,0 <i>1.614</i>	51,0 <i>2.008</i>	M12x1	4,5	1	G6.3	2,1 <i>4.630</i>	
C8-391.5603-18090	02753187	C8	18,0 <i>0.709</i>	90,0 <i>3.543</i>	60,0 <i>2.362</i>	50,5 <i>1.988</i>	39,0 <i>1.535</i>	33,0 <i>1.299</i>	42,0 <i>1.654</i>	138,0 <i>5.433</i>	41,0 <i>1.614</i>	51,0 <i>2.008</i>	M12x1	4,5	1	G6.3	2,2 <i>4.850</i>	
C8-391.5603-20090	02753189	C8	20,0 <i>0.787</i>	90,0 <i>3.543</i>	60,0 <i>2.362</i>	52,5 <i>2.067</i>	41,0 <i>1.614</i>	33,0 <i>1.299</i>	42,0 <i>1.654</i>	138,0 <i>5.433</i>	39,0 <i>1.535</i>	49,0 <i>1.929</i>	M16x1	4,5	1	G6.3	2,2 <i>4.850</i>	
C8-391.5603-25090	02753190	C8	25,0 <i>0.984</i>	90,0 <i>3.543</i>	60,0 <i>2.362</i>	58,5 <i>2.303</i>	47,0 <i>1.850</i>	44,0 <i>1.732</i>	53,0 <i>2.087</i>	138,0 <i>5.433</i>	33,0 <i>1.299</i>	43,0 <i>1.693</i>	M16x1	4,5	1	G6.3	2,4 <i>5.290</i>	
C8-391.5603-32090	02753191	C8	32,0 <i>1.260</i>	90,0 <i>3.543</i>	60,0 <i>2.362</i>	62,5 <i>2.461</i>	51,0 <i>2.008</i>	44,0 <i>1.732</i>	53,0 <i>2.087</i>	138,0 <i>5.433</i>	29,0 <i>1.142</i>	39,0 <i>1.535</i>	M16x1	4,5	1	G6.3	2,3 <i>5.070</i>	

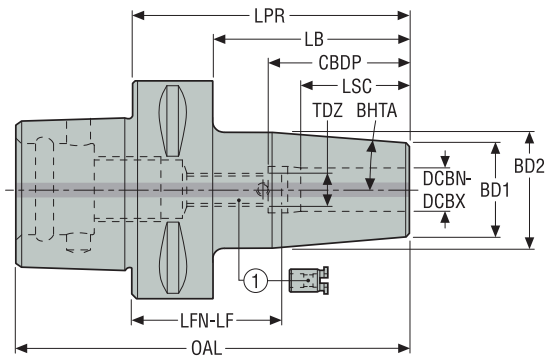
Spare Parts

For DCBN-DCBX	Stop screw
6/ 0.236	19BDR05165
8/ 0.315	19BDR06165
10/ 0.394	19BDR08165
12-14/ 0.472-0.551	19BDR10165
16-18/ 0.630-0.709	19BDR12165
20-32/ 0.787-1.260	19BDR16165



Seco-Capto™

SFD 5603 – Shrinkfit holders, DIN type – Inch




Spare parts:
1 = Stop screw

- Run-out ≤3 µm
- Delivered with one stop screw
- Without threads for balancing screws
- For ISO attribute explanation, see page 12

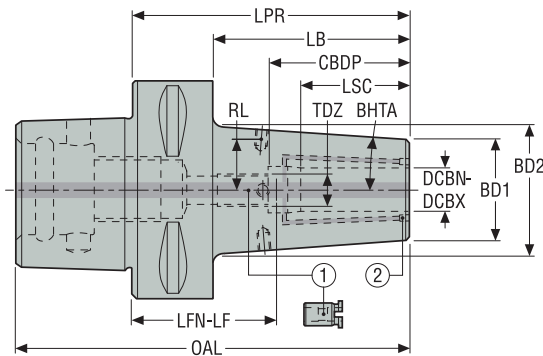
Designation	Item number	CTMS	DCBN-DCBX	LPR	LB	CBDP	LSC	BD1	BD2	OAL	LFN	LF	TDZ	BHTA°	RFID hole	Balancing	Weight
			Inch	Inch	Inch	Inch	Inch	Inch	Inch	Inch	Inch	Inch					lbs
C3-391.5603-025065	02753407	C3	0.250	2.559	1.969	1.476	0.866	0.827	1.063	3.307	1.142	1.693	M5x0.8	4,5	0	G6.3	0.660
C3-391.5603-031065	02753409	C3	0.3135	2.559	1.969	1.476	1.024	0.827	1.063	3.307	1.142	1.535	M6x1	4,5	0	G6.3	0.660
C3-391.5603-037070	02753410	C3	0.375	2.756	2.165	1.673	1.220	0.945	1.260	3.504	1.142	1.535	M8x1	4,5	0	G6.3	0.880
C3-391.5603-050070	02753411	C3	0.500	2.756	2.165	1.791	1.339	0.945	1.260	3.504	1.024	1.417	M10x1	4,5	0	G6.3	0.880
C4-391.5603-025075	02753415	C4	0.250	2.953	2.165	1.476	0.866	0.827	1.063	3.898	1.535	2.087	M5x0.8	4,5	0	G6.3	1.100
C4-391.5603-031075	02753418	C4	0.3135	2.953	2.165	1.476	1.024	0.827	1.063	3.898	1.535	1.929	M6x1	4,5	0	G6.3	1.100
C4-391.5603-037075	02753419	C4	0.375	2.953	2.165	1.673	1.220	0.945	1.260	3.898	1.339	1.732	M8x1	4,5	0	G6.3	1.100
C4-391.5603-050075	02753421	C4	0.500	2.953	2.165	1.791	1.339	0.945	1.260	3.898	1.220	1.614	M10x1	4,5	0	G6.3	1.100
C4-391.5603-062080	02753422	C4	0.625	3.150	2.362	1.988	1.535	1.063	1.339	4.094	1.220	1.614	M12x1	4,5	0	G6.3	1.320
C5-391.5603-025075	02753423	C5	0.250	2.953	2.165	1.476	0.866	0.827	1.063	4.134	1.535	2.087	M5x0.8	4,5	1	G6.3	1.540
C5-391.5603-031075	02753424	C5	0.3135	2.953	2.165	1.476	1.024	0.827	1.063	4.134	1.535	1.929	M6x1	4,5	1	G6.3	1.540
C5-391.5603-037075	02753425	C5	0.375	2.953	2.165	1.673	1.220	0.945	1.260	4.134	1.339	1.732	M8x1	4,5	1	G6.3	1.540
C5-391.5603-050075	02753426	C5	0.500	2.953	2.165	1.791	1.339	0.945	1.260	4.134	1.220	1.614	M10x1	4,5	1	G6.3	1.540
C5-391.5603-062080	02753428	C5	0.625	3.150	2.362	1.988	1.535	1.063	1.339	4.331	1.220	1.614	M12x1	4,5	1	G6.3	1.760
C5-391.5603-075085	02753429	C5	0.750	3.346	2.559	2.067	1.614	1.299	1.654	4.528	1.339	1.732	M16x1	4,5	1	G6.3	1.980
C5-391.5603-100090	02753430	C5	1.000	3.543	2.756	2.303	1.850	1.732	2.087	4.724	1.299	1.693	M16x1	4,5	1	G6.3	2.650
C5-391.5603-125090	02753431	C5	1.250	3.543	2.756	2.461	2.008	1.732	2.087	4.724	1.142	1.535	M16x1	4,5	1	G6.3	2.430
C6-391.5603-025075	02753432	C6	0.250	2.953	2.087	1.476	0.866	0.827	1.063	4.449	1.535	2.087	M5x0.8	4,5	1	G6.3	2.200
C6-391.5603-031075	02753433	C6	0.3135	2.953	2.087	1.476	1.024	0.827	1.063	4.449	1.535	1.929	M6x1	4,5	1	G6.3	2.200
C6-391.5603-037080	02753434	C6	0.375	3.150	2.283	1.673	1.220	0.945	1.260	4.646	1.535	1.929	M8x1	4,5	1	G6.3	2.430
C6-391.5603-050080	02753435	C6	0.500	3.150	2.283	1.791	1.339	0.945	1.260	4.646	1.417	1.811	M10x1	4,5	1	G6.3	2.430
C6-391.5603-062085	02753436	C6	0.625	3.346	2.480	1.988	1.535	1.063	1.339	4.843	1.417	1.811	M12x1	4,5	1	G6.3	2.430
C6-391.5603-075085	02753437	C6	0.750	3.346	2.480	2.067	1.614	1.299	1.654	4.843	1.339	1.732	M16x1	4,5	1	G6.3	2.650
C6-391.5603-100090	02753439	C6	1.000	3.543	2.677	2.303	1.850	1.732	2.087	5.039	1.299	1.693	M16x1	4,5	1	G6.3	3.530
C6-391.5603-125095	02753440	C6	1.250	3.740	2.874	2.461	2.008	1.732	2.087	5.236	1.339	1.732	M16x1	4,5	1	G6.3	3.310
C8-391.5603-062090	02753441	C8	0.625	3.543	2.362	1.988	1.535	1.063	1.339	5.433	1.614	2.008	M12x1	4,5	1	G6.3	4.630
C8-391.5603-075095	02753442	C8	0.750	3.740	2.559	2.067	1.614	1.299	1.654	5.630	1.732	2.126	M16x1	4,5	1	G6.3	4.850
C8-391.5603-100095	02753443	C8	1.000	3.740	2.559	2.303	1.850	1.732	2.087	5.630	1.496	1.890	M16x1	4,5	1	G6.3	5.510
C8-391.5603-125095	02753445	C8	1.250	3.740	2.559	2.461	2.008	1.732	2.087	5.630	1.339	1.732	M16x1	4,5	1	G6.3	5.290

Accessories

Guide	For DCBN-DCBX	Stop screw
		
HSK-A	0.250	19BDR05165
	0.313	19BDR06165
	0.375	19BDR08165
	0.500	19BDR10165
HSK-E	0.625	19BDR12165
	0.750	19BDR16165
	1.000	19BDR16165
	1.250	19BDR16165
DIN		
BT JIS		
CAT		
Combimaster		
Graflex		
Seco-Capto™		
Others		
Operating & setting accessories		
Shrinkfit		

Seco-Capto™

SFR 5600 – Shrinkfit holders, reinforced – Metric / Inch



Spare parts:
1 = Stop screw
2 = Sealing plugs

- Run-out ≤3 µm
- With coolant supply channels towards the tool (plugged)
- Delivered with one stop screw
- For ISO attribute explanation, see page 12

Designation	Item number	CTMS	DCBN-DCBX	LPR*	LB	CBDP	LSC	BD1	BD2	OAL	LFN	LF	RL	TDZ	BHTA°	RFID hole	Balancing	Weight
			mm Inch	mm Inch	mm Inch	mm Inch	mm Inch	mm Inch	mm Inch	mm Inch	mm Inch	mm Inch	mm Inch	mm Inch	mm Inch	mm Inch	mm Inch	mm Inch
C6-391.5600-12080	02904834	C6	12,0 0.472	80,0 3.150	58,0 2.283	47,5 1.870	34,0 1.339	27,0 1.063	35,2 1.385	118,0 4.646	34,0 1.339	46,0 1.811	13,5 0.531	M10x1	4,5	1	G6.3	1,2 2.650
C6-391.5600-16085	02904835	C6	16,0 0.630	85,0 3.346	63,0 2.480	50,5 1.988	39,0 1.535	33,0 1.299	42,1 1.659	123,0 4.843	36,0 1.417	46,0 1.811	17,0 0.669	M12x1	4,5	1	G6.3	1,3 2.870
C6-391.5600-20085	02904836	C6	20,0 0.787	85,0 3.346	63,0 2.480	52,5 2.067	41,0 1.614	44,0 1.732	53,1 2.092	123,0 4.843	34,0 1.339	44,0 1.732	21,5 0.846	M16x1	4,5	1	G6.3	1,6 3.530
C6-391.5600-25090	02904837	C6	25,0 0.984	90,0 3.543	68,0 2.677	58,5 2.303	47,0 1.850	48,0 1.890	57,1 2.249	128,0 5.039	33,0 1.299	43,0 1.693	25,0 0.984	M16x1	4,5	1	G6.3	1,8 3.970
C8-391.5600-16095	02904838	C8	16,0 0.630	95,0 3.740	65,0 2.559	50,5 1.988	39,0 1.535	33,0 1.299	42,1 1.659	143,0 5.630	46,0 1.811	56,0 2.205	17,0 0.669	M12x1	4,5	1	G6.3	2,3 5.070
C8-391.5600-20095	02904839	C8	20,0 0.787	95,0 3.740	65,0 2.559	52,5 2.067	41,0 1.614	44,0 1.732	53,1 2.092	143,0 5.630	44,0 1.732	54,0 2.126	21,5 0.846	M16x1	4,5	1	G6.3	2,6 5.730
C8-391.5600-25100	02904840	C8	25,0 0.984	100,0 3.937	70,0 2.756	58,5 2.303	47,0 1.850	48,0 1.890	57,1 2.249	148,0 5.827	43,0 1.693	53,0 2.087	25,0 0.984	M16x1	4,5	1	G6.3	2,8 6.170

Accessories

For DCBN-DCBX

Balancing screws



All

90ZQ01

Spare Parts

For DCBN-DCBX

Sealing plugs

Stop screw



12/ 0.472

90AI03

19BDR10165

16/ 0.630

90AI03

19BDR12165

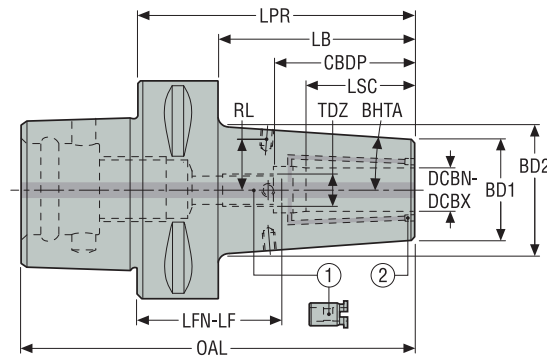
20-25/ 0.787-0.984

90AI04

19BDR16165

SFR 5600 – Shrinkfit holders, reinforced – Inch

Seco-Capto/ ISO 26623-1



- Run-out $\leq 3 \mu\text{m}$
- With coolant supply channels towards the tool (plugged)
- Delivered with one stop screw
- For ISO attribute explanation, see page 12

Spare parts:
1 = Stop screw
2 = Sealing plugs

Designation	Item number	CTMS	DCBN-DCBX	LPR	LB	CBDP	LSC	BD1	BD2	OAL	LFN	LF	RL	TDZ	BHTA°	RFID hole	Balancing	Weight
			<i>Inch</i>	<i>Inch</i>	<i>Inch</i>	<i>Inch</i>	<i>Inch</i>	<i>Inch</i>	<i>Inch</i>	<i>Inch</i>	<i>Inch</i>	<i>Inch</i>	<i>Inch</i>	<i>Inch</i>				<i>lbs</i>
C6-391.5600-050312	02904863	C6	0.500	3.125	2.259	1.870	1.339	1.063	1.385	4.621	1.314	1.786	0.531	M10x1	4,5	1	G6.3	2.430
C6-391.5600-062337	02904864	C6	0.625	3.375	2.509	1.988	1.535	1.299	1.659	4.871	1.446	1.840	0.669	M12x1	4,5	1	G6.3	2.870
C6-391.5600-075337	02904865	C6	0.750	3.375	2.509	2.067	1.614	1.732	2.092	4.871	1.367	1.761	0.846	M16x1	4,5	1	G6.3	3.530
C8-391.5600-075375	02904866	C8	0.750	3.750	2.569	2.067	1.614	1.732	2.092	5.640	1.742	2.136	0.846	M16x1	4,5	1	G6.3	5.730
C8-391.5600-100400	02904867	C8	1.000	4.000	2.819	2.303	1.850	1.890	2.249	5.890	1.756	2.150	0.984	M16x1	4,5	1	G6.3	6.170
C8-391.5600-125400	02904868	C8	1.250	4.000	2.819	2.461	2.008	1.890	2.249	5.890	1.598	1.992	0.984	M16x1	4,5	1	G6.3	5.950

Accessories

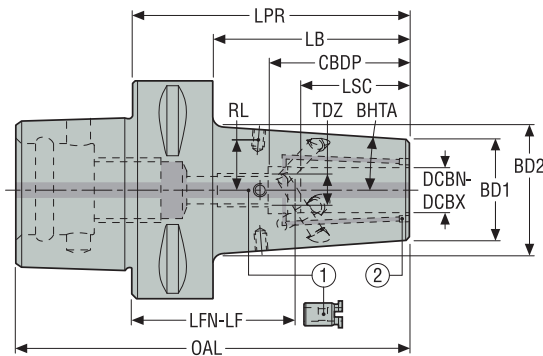
For DCBN-DCBX	Balancing screws
All	90ZQ01

Spare Parts

For DCBN-DCBX	Sealing plugs	Stop screw
0.500	90AI03	19BDR10165
0.625	90AI03	19BDR12165
0.750-1.250	90AI04	19BDR16165

Seco-Capto™

SFR 5600P Safe-Lock™ – Shrinkfit holders, reinforced and with tool pull-out protection – Metric / Inch



Spare parts:
1 = Stop screw
2 = Sealing plugs

- Run-out ≤3 µm
- With coolant supply channels towards the tool (plugged)
- Delivered with one stop screw installed
- For ISO attribute explanation, see page 12

Designation	Item number	CTMS	DCBN-DCBX		LPR	LB	CDBP	LSC	BD1	BD2	OAL	LFN	LF	RL	TDZ	BHTA*	RFID hole	Balancing	Weight											
			mm	Inch																mm	Inch	kg	lbs							
C6-391.5600-12080P	02881487	C6	12,0	0.472	80,0	3.150	55,0	2.165	47,5	1.870	34,0	1.339	27,0	1.063	35,6	1.402	118,0	4,646	34,0	1.339	42,5	1.673	13,5	0.531	M10x1	4,5	1	G6.3	1,2	2.650
C6-391.5600-16085P	02881488	C6	16,0	0.630	85,0	3.346	60,0	2.362	50,5	1.988	39,0	1.535	33,0	1.299	42,4	1.669	123,0	4,843	36,0	1.417	44,0	1.732	17,0	0.669	M12x1	4,5	1	G6.3	1,3	2.870
C6-391.5600-20085P	02881489	C6	20,0	0.787	85,0	3.346	60,0	2.362	52,5	2.067	41,0	1.614	44,0	1.732	53,4	2.102	123,0	4,843	34,0	1.339	42,0	1.654	21,5	0.846	M16x1	4,5	1	G6.3	1,6	3.530
C6-391.5600-25090P	02881490	C6	25,0	0.984	90,0	3.543	65,0	2.559	58,5	2.303	47,0	1.850	48,0	1.890	58,2	2.291	128,0	5,039	33,0	1.299	41,0	1.614	25,0	0.984	M16x1	4,5	1	G6.3	1,8	3.970
C8-391.5600-16095P	02881492	C8	16,0	0.630	95,0	3.740	62,0	2.441	50,5	1.988	39,0	1.535	33,0	1.299	42,7	1.681	143,0	5,630	46,0	1.811	54,0	2.126	17,0	0.669	M12x1	4,5	1	G6.3	2,3	5.070
C8-391.5600-20095P	02881493	C8	20,0	0.787	95,0	3.740	62,0	2.441	52,5	2.067	41,0	1.614	44,0	1.732	53,7	2.114	143,0	5,630	44,0	1.732	52,0	2.047	21,5	0.846	M16x1	4,5	1	G6.3	2,6	5.730
C8-391.5600-25100P	02881494	C8	25,0	0.984	100,0	3.937	67,0	2.638	58,5	2.303	47,0	1.850	48,0	1.890	58,5	2.303	148,0	5,827	43,0	1.693	51,0	2.008	25,0	0.984	M16x1	4,5	1	G6.3	2,8	6.170

Accessories

For DCBN-DCBX

Balancing screws



All

90ZQ01

Spare Parts

For DCBN-DCBX

Sealing plugs

Stop screw



12/ 0.472

90AI03

-

16/ 0.630

90AI03

-

20/ 0.787

90AI04

19BDR16165

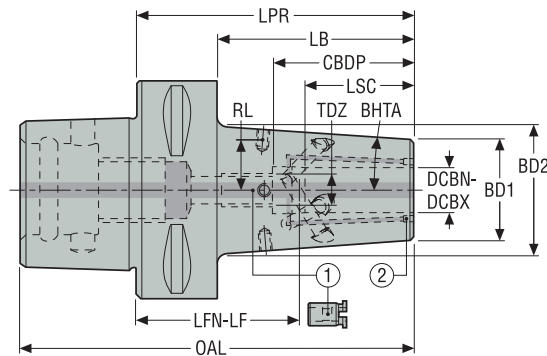
25/ 0.984

90AI04

19BDR16165

SFR 5600P Safe-Lock™ – Shrinkfit holders, reinforced and with tool pull-out protection – Inch

Seco-Capto™



- Run-out $\leq 3 \mu\text{m}$
- With coolant supply channels towards the tool (plugged)
- Delivered with one stop screw installed
- For ISO attribute explanation, see page 12

Spare parts:
1 = Stop screw
2 = Sealing plugs

Designation	Item number	CTMS	DCBN-DCBX	LPR	LB	CBDP	LSC	BD1	BD2	OAL	LFN	LF	RL	TDZ	BHTA°	RFID hole	Balancing	Weight
			<i>Inch</i>	<i>Inch</i>	<i>Inch</i>	<i>Inch</i>	<i>Inch</i>	<i>Inch</i>	<i>Inch</i>	<i>Inch</i>	<i>Inch</i>	<i>Inch</i>	<i>Inch</i>					<i>lbs</i>
C6-391.5600-050312P	02904901	C6	0.500	3.125	2.141	1.870	1.339	1.063	1.400	4.621	1.393	1.727	0.472	M10x1	4,5	1	G6.3	2.430
C6-391.5600-062337P	02904902	C6	0.625	3.375	2.391	1.988	1.535	1.299	1.676	4.871	1.446	1.761	0.669	M12x1	4,5	1	G6.3	2.870
C6-391.5600-075337P	02904903	C6	0.750	3.375	2.391	2.067	1.614	1.732	2.109	4.871	1.367	1.682	0.886	M16x1	4,5	1	G6.3	3.530
C8-391.5600-075375P	02904904	C8	0.750	3.750	2.451	2.067	1.614	1.732	2.118	5.640	1.742	2.057	0.886	M16x1	4,5	1	G6.3	5.950
C8-391.5600-125400P	02904906	C8	1.250	4.000	2.701	2.461	2.008	1.890	2.315	5.890	1.598	1.992	0.984	M16x1	4,5	1	G6.3	5.730

Accessories

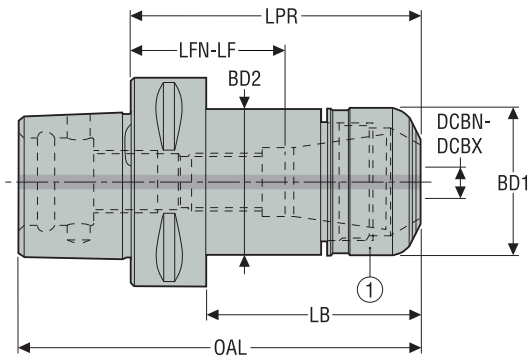
For DCBN-DCBX	Balancing screws
All	90ZQ01

Spare Parts

For DCBN-DCBX	Sealing plugs	Stop screw
0.500-0.625	90AI03	-
0.750-1.250	90AI04	19BDR16165

Seco-Capto™

ERHP 5672 – High precision collet chucks – Metric / Inch



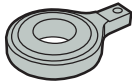


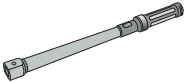
Spare parts:
1 = Nut

- Run-out 3 µm maximum at 3 x ØDCBN-DCBX
- For ER HP collets type 5672, see page(s) 394, 395, 396-402
- * Chuck without thread for stop screw
- For ISO attribute explanation, see page 12


Designation	Item number	CTMS	DCBN	DCBX	CTWS	LPR	BD1	BD2	OAL	LB	LFN	LF	*	RFID hole	Balancing	Weight
			mm Inch	mm Inch		mm Inch	mm Inch	mm Inch	mm Inch	mm Inch	mm Inch	mm Inch				
C3-391.5672-11045	02882777	C3	0,5 0.020	7,0 0.276	HP 11	45,0 1.772	16,0 0.630	16,0 0.630	64,0 2.520	30,0 1.181	9,0 0.354	27,0 1.063	*	0	G6.3	0,2 0.440
C3-391.5672-16045R	02827272	C3	0,5 0.020	10,0 0.394	HP 16R	45,0 1.772	24,0 0.945	24,0 0.945	64,0 2.520	30,0 1.181	14,0 0.551	15,0 0.591	*	0	G6.3	0,18 0.400
C3-391.5672-16060	02827271	C3	0,5 0.020	10,0 0.394	HP 16	60,0 2.362	30,0 1.181	30,0 1.181	79,0 3.110	45,0 1.772	29,0 1.142	30,0 1.181		0	G6.3	0,3 0.660
C4-391.5672-11045	02882778	C4	0,5 0.020	7,0 0.276	HP 11	45,0 1.772	16,0 0.630	16,0 0.630	69,0 2.717	25,0 0.984	9,0 0.354	27,0 1.063	*	0	G6.3	0,3 0.660
C4-391.5672-16045R	02827275	C4	0,5 0.020	10,0 0.394	HP 16R	45,0 1.772	24,0 0.945	24,0 0.945	69,0 2.717	25,0 0.984	14,0 0.551	15,0 0.591	*	0	G6.3	0,31 0.680
C4-391.5672-16060	02827274	C4	0,5 0.020	10,0 0.394	HP 16	60,0 2.362	30,0 1.181	30,0 1.181	84,0 3.307	40,0 1.575	29,0 1.142	30,0 1.181		0	G6.3	0,42 0.930
C5-391.5672-16065	02827276	C5	0,5 0.020	10,0 0.394	HP 16	65,0 2.559	30,0 1.181	30,0 1.181	95,0 3.740	45,0 1.772	34,0 1.339	35,0 1.378		1	G6.3	0,64 1.410
C5-391.5672-25085	02827277	C5	1,0 0.039	16,0 0.630	HP 25	85,0 3.346	40,0 1.575	40,0 1.575	115,0 4.528	65,0 2.559	29,0 1.142	47,0 1.850		1	G6.3	0,88 1.940
C6-391.5672-16075	02827278	C6	0,5 0.020	10,0 0.394	HP 16	75,0 2.953	30,0 1.181	30,0 1.181	113,0 4.449	53,0 2.087	44,0 1.732	45,0 1.772		1	G6.3	1,03 2.270
C6-391.5672-25090	02827279	C6	1,0 0.039	16,0 0.630	HP 25	90,0 3.543	40,0 1.575	40,0 1.575	128,0 5.039	68,0 2.677	34,0 1.339	52,0 2.047		1	G6.3	1,25 2.760
C8-391.5672-25100	02827281	C8	1,0 0.039	16,0 0.630	HP 25	100,0 3.937	40,0 1.575	40,0 1.575	148,0 5.827	70,0 2.756	44,0 1.732	62,0 2.441		1	G6.3	2,28 5.030
C8-391.5672-32100	02827282	C8	2,0 0.079	20,0 0.787	HP 32	100,0 3.937	50,0 1.969	50,0 1.969	148,0 5.827	70,0 2.756	44,0 1.732	48,0 1.890		1	G6.3	2,52 5.560

Guide
HSK-A
HSK-E
DIN
BT JIS
CAT
Combimaster
Grafix
Seco-Capto™
Others
Operating & setting accessories
Shrinkfit

Accessories

Guide	For size	Socket	Spanner	Stop screw	Torque key
					
HSK-A	HP 11	03ER016	03BR016	-	03DYD010100
	HP 16 C3	03ER030B	03BR030	19B58711	03DYD010100B
	HP 16 C4	03ER030B	03BR030	19B58711	03DYD010100B
	HP 16 C5	03ER030B	03BR030	19B58711	03DYD010100B
	HP 16 C6	03ER030B	03BR030	19B58711	03DYD010100B
HSK-E	HP 16R	03ER024	03BR024	-	03DYD010100
	HP 25	03ER040	03BR040	19B58718	03DYD020200
	HP 32	03ER050	03BR050	19B58722	03DYD020200

Spare Parts

DIN	For size	Nut
		
BT JIS	HP 11	08B567211
	HP 16	08B567216
	HP 16R	08B567216R
	HP 25	08B567225
	HP 32	08B567232

Guide

HSK-A

HSK-E

DIN

BT JIS

CAT

Combimaster

Graflex

Seco-Capto™

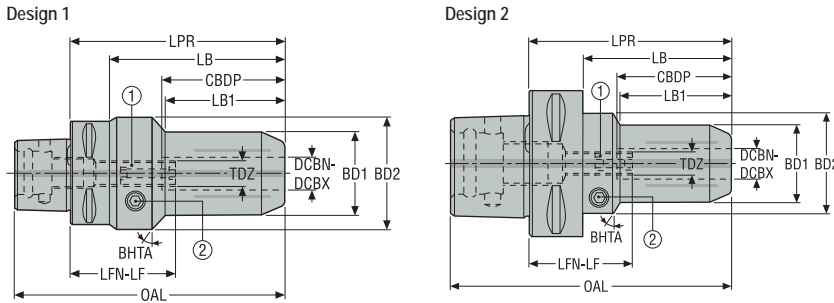
Others

Operating & setting accessories

Shrinkfit

Seco-Capto™

HC 5834 – Hydraulic chucks – Metric / Inch



Spare parts:
1 = Stop screw
2 = Press screw

- Run-out 3 µm maximum at 3 x ØDCBN-DCBX
- For reduction sleeves and control gauges, see page(s) 387, 388-389
- For ISO attribute explanation, see page 12

Designation	Item number	CTMS	DCBN-DCBX		LPR	LB	LB1	CDBP	BD2	BD1	OAL	LFN	LF	TDZ	Design	BHTA°	RFID hole	Balancing	Weight										
			mm	Inch																mm	Inch	mm	Inch	mm	Inch	mm	Inch	mm	Inch
C4-391.5834-12085	02532877	C4	12,0	0.472	85,0	3.346	65,0	2.559	40,0	1.575	47,0	1.850	50,0	1.969	32,0	1.260	109,0	4.291	48,0	1.890	38,0	1.496	M10x1.5	1	30,0	0	G6.3	0,75	1.650
C5-391.5834-06065	02532878	C5	6,0	0.236	65,0	2.559	42,0	1.654	23,0	0.906	38,0	1.496	50,0	1.969	26,0	1.024	95,0	3.740	37,0	1.457	27,0	1.063	M5x0.8	2	30,0	1	G6.3	0,78	1.720
C5-391.5834-08065	02532880	C5	8,0	0.315	65,0	2.559	42,0	1.654	24,0	0.945	38,0	1.496	50,0	1.969	28,0	1.102	95,0	3.740	37,0	1.457	27,0	1.063	M5x0.8	2	30,0	1	G6.3	0,86	1.900
C5-391.5834-10075	02532881	C5	10,0	0.394	75,0	2.953	52,0	2.047	34,0	1.339	42,0	1.654	50,0	1.969	30,0	1.181	105,0	4.134	43,0	1.693	33,0	1.299	M8x1.25	2	30,0	1	G6.3	0,84	1.850
C5-391.5834-12080	02532882	C5	12,0	0.472	80,0	3.150	57,0	2.244	40,0	1.575	47,0	1.850	50,0	1.969	32,0	1.260	110,0	4.331	43,0	1.693	33,0	1.299	M10x1.5	2	30,0	1	G6.3	0,88	1.940
C5-391.5834-14080	02532883	C5	14,0	0.551	80,0	3.150	57,0	2.244	40,0	1.575	47,0	1.850	50,0	1.969	34,0	1.339	110,0	4.331	43,0	1.693	33,0	1.299	M10x1.5	2	30,0	1	G6.3	0,9	1.980
C5-391.5834-16085	02532884	C5	16,0	0.630	85,0	3.346	62,0	2.441	46,0	1.811	50,0	1.969	50,0	1.969	38,0	1.496	115,0	4.528	45,0	1.772	35,0	1.378	M10x1.5	2	30,0	1	G6.3	0,99	2.180
C5-391.5834-20085	02532886	C5	20,0	0.787	85,0	3.346	62,0	2.441	47,0	1.850	52,0	2.047	50,0	1.969	42,0	1.654	115,0	4.528	43,0	1.693	33,0	1.299	M10x1.5	2	30,0	1	G6.3	1,02	2.250
C5-391.5834-25095	02554247	C5	25,0	0.984	95,0	3.740	62,0	2.441	-	-	58,0	2.283	58,0	2.283	58,0	2.283	125,0	4.921	47,0	1.850	37,0	1.457	M10x1.5	1	-	1	G6.3	1,63	3.590
C6-391.5834-06065	02532887	C6	6,0	0.236	65,0	2.559	40,0	1.575	40,0	1.575	38,0	1.496	50,0	1.969	26,0	1.024	103,0	4.055	37,0	1.457	27,0	1.063	M5x0.8	2	30,0	1	G6.3	1,08	2.380
C6-391.5834-08065	02532888	C6	8,0	0.315	65,0	2.559	40,0	1.575	24,0	0.945	38,0	1.496	50,0	1.969	28,0	1.102	103,0	4.055	37,0	1.457	27,0	1.063	M5x0.8	2	30,0	1	G6.3	1,08	2.380
C6-391.5834-10075	02532890	C6	10,0	0.394	75,0	2.953	50,0	1.969	34,0	1.339	42,0	1.654	50,0	1.969	30,0	1.181	113,0	4.449	43,0	1.693	33,0	1.299	M8x1.25	2	30,0	1	G6.3	1,16	2.560
C6-391.5834-12080	02532891	C6	12,0	0.472	80,0	3.150	55,0	2.165	40,0	1.575	47,0	1.850	50,0	1.969	32,0	1.260	118,0	4.646	43,0	1.693	33,0	1.299	M10x1.5	2	30,0	1	G6.3	1,19	2.620
C6-391.5834-16085	02532893	C6	16,0	0.630	85,0	3.346	60,0	2.362	46,0	1.811	50,0	1.969	38,0	1.496	38,0	1.496	123,0	4.843	45,0	1.772	35,0	1.378	M10x1.5	2	30,0	1	G6.3	1,29	2.840
C6-391.5834-20085	02532895	C6	20,0	0.787	85,0	3.346	60,0	2.362	47,0	1.850	52,0	2.047	50,0	1.969	42,0	1.654	123,0	4.843	43,0	1.693	33,0	1.299	M10x1.5	2	30,0	1	G6.3	1,34	2.950
C6-391.5834-25095	02532896	C6	25,0	0.984	95,0	3.740	70,0	2.756	70,0	2.756	58,0	2.283	58,0	2.283	58,0	2.283	133,0	5.236	47,0	1.850	37,0	1.457	M10x1.5	2	-	1	G6.3	0,6	1.320
C6-391.5834-32100	02532897	C6	32,0	1.260	100,0	3.937	75,0	2.953	-	-	63,0	2.480	64,0	2.520	64,0	2.520	138,0	5.433	47,0	1.850	37,0	1.457	M10x1.5	1	-	1	G6.3	2,2	4.850
C8-391.5834-20095	02532898	C8	20,0	0.787	95,0	3.740	62,0	2.441	52,0	2.047	52,0	2.047	50,0	1.969	42,0	1.654	143,0	5.630	53,0	2.087	43,0	1.693	M10x1.5	2	30,0	1	G6.3	2,37	5.220
C8-391.5834-32105	02532899	C8	32,0	1.260	105,0	4.134	72,0	2.835	60,0	2.362	63,0	2.480	70,0	2.756	64,0	2.520	153,0	6.024	52,0	2.047	42,0	1.654	M10x1.5	2	30,0	1	G6.3	3,16	6.970

Accessories

Guide

For

Locking key



HSK-A

All H04-4

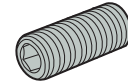
Spare Parts

HSK-E

For DCBN-DCBX

Press screw

Stop screw



DIN

6-8/ 0.236-0.315	950AF0810008	19LS0512A
10/ 0.394	950AF0810008	19LS0816A
12/ 0.472	950AF0810008	19LS1016A
14-32/ 0.551-1.260	950AF1010010	19LS1016A

BT JIS

CAT

Combimaster

Graflex

Seco-Capto™

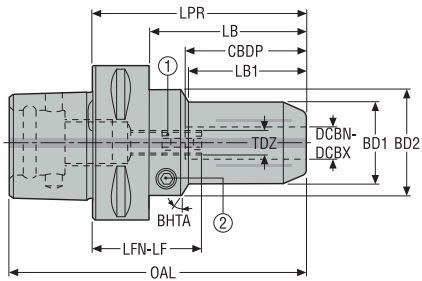
Others

Operating & setting accessories

Shrinkfit

Seco-Capto™

HC 5834 – Hydraulic chucks – Inch



Spare parts:
1 = Stop screw
2 = Press screw

- Run-out 3 µm maximum at 3 x ØDCBN-DCBX
- For reduction sleeves and control gauges, see page(s) 387, 388-389
- For ISO attribute explanation, see page 12

Designation	Item number	CTMS	DCBN-DCBX	LPR	LB	LB1	CBDP	BD2	BD1	OAL	LFN	LF	TDZ	BHTA°	RFID hole	Balancing	Weight
			<i>Inch</i>	<i>Inch</i>	<i>Inch</i>	<i>Inch</i>	<i>Inch</i>	<i>Inch</i>	<i>Inch</i>	<i>Inch</i>	<i>Inch</i>	<i>Inch</i>					lbs
C6-391.5834-125400	02610451	C6	1.250	4.000	3.134	–	2.480	2.520	2.520	5.496	1.520	1.910	M10x1,5	–	1	G6.3	4.960
C8-391.5834-125425	02610453	C8	1.250	4.250	2.951	1.970	2.480	2.756	2.520	6.140	1.770	2.160	M10x1.5	30,0	1	G6.3	7.320

Accessories

For DCBN-DCBX

Locking key



1.250

H04-4

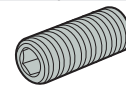
Spare Parts

For DCBN-DCBX

Press screw



Stop screw



1.250

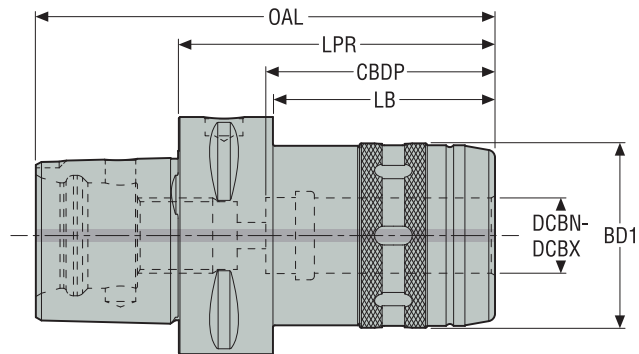
950AF1010010

19LS1020A

Guide
HSK-A
HSK-E
DIN
BT JIS
CAT
Combimaster
Grafix
Seco-Capto™
Others
Operating & setting accessories
Shrinkfit

PMC – Power milling chucks – Metric / Inch

Seco-Capto™



- For reduction sleeves, see page(s) 390-391
- For 'Stop screws for through coolant', see page(s) 392-393
- For ISO attribute explanation, see page 12

Designation	Item number	CTMS	DCBN-DCBX	OAL	LPR	LB	CBDP	BD1	RFID hole	Balancing	Weight
			mm <i>Inch</i>	mm <i>Inch</i>	mm <i>Inch</i>	mm <i>Inch</i>	mm <i>Inch</i>	mm <i>Inch</i>			kg <i>lbs</i>
C6-PMC20-080	03211193	C6	20,0 <i>0.787</i>	118,0 <i>4.646</i>	80,0 <i>3.150</i>	58,0 <i>2.283</i>	60,0 <i>2.362</i>	49,0 <i>1.929</i>	1	PB	1,4 <i>3.090</i>
C6-PMC32-100	03211194	C6	32,0 <i>1.260</i>	138,0 <i>5.433</i>	100,0 <i>3.937</i>	–	80,0 <i>3.150</i>	67,0 <i>2.638</i>	1	PB	2,2 <i>4.850</i>
C8-PMC20-080	03211195	C8	20,0 <i>0.787</i>	128,0 <i>5.039</i>	80,0 <i>3.150</i>	50,0 <i>1.969</i>	60,0 <i>2.362</i>	49,0 <i>1.929</i>	1	PB	2,3 <i>5.070</i>
C8-PMC32-100	03211196	C8	32,0 <i>1.260</i>	148,0 <i>5.827</i>	100,0 <i>3.937</i>	70,0 <i>2.756</i>	80,0 <i>3.150</i>	67,0 <i>2.638</i>	1	PB	3,0 <i>6.610</i>

Accessories

For DCB	Spanner
20/ 0.787	03BPMC20
32/ 1.260	03BPMC32



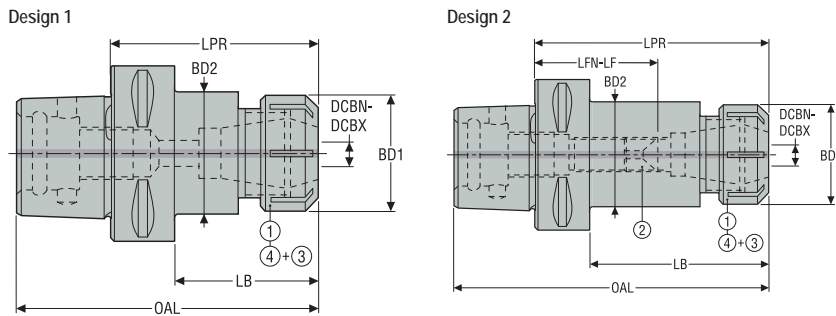
Spare Parts

For DCB	Extractor for reduction sleeves
20/ 0.787	03EXTPMC
32/ 1.260	03EXTPMC



Seco-Capto™

ER 5675 – ER collet chucks – ISO 15488 – Metric / Inch



Accessories:
3 = Sealing ring
4 = Sealing nut

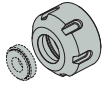

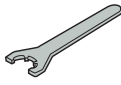

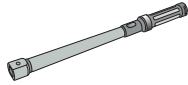
Spare parts:
1 = Nut
2 = Stop screw

- Run-out 10 µm maximum at 3 x ØDCBN-DCBX
- For ER extensions and ER collets, see page(s) 369, 403, 404, 405
- For ER sealing rings, see page(s) 409, 410
- For ISO attribute explanation, see page 12

Designation	Item number	CTMS	DCBN	DCBX	CTWS	LPR	BD2	BD1	OAL	LB	LFN	LF	Design	RFID hole	Balancing	Weight
			mm Inch	mm Inch		mm Inch	mm Inch	mm Inch	mm Inch	mm Inch	mm Inch	mm Inch				
C3-391.5675-16045	02750072	C3	0,5 0.020	10,0 0.394	ER 16	45,0 1.772	32,0 1.260	32,0 1.260	64,0 2.520	27,0 1.063	13,0 0.512	13,0 0.512	1	0	G6.3	0,21 0.460
C4-391.5675-25052	02750074	C4	1,0 0.039	16,0 0.630	ER 25	52,0 2.047	42,0 1.654	42,0 1.654	76,0 2.992	29,0 1.142	14,0 0.551	14,0 0.551	1	0	G6.3	0,39 0.860
C4-391.5675-32054	02750076	C4	2,0 0.079	20,0 0.787	ER 32	54,0 2.126	50,0 1.969	50,0 1.969	78,0 3.071	31,0 1.220	14,0 0.551	14,0 0.551	1	0	G6.3	0,43 0.950
C5-391.5675-25055	02750077	C5	1,0 0.039	16,0 0.630	ER 25	55,0 2.165	42,0 1.654	42,0 1.654	85,0 3.346	32,0 1.260	17,0 0.669	17,0 0.669	1	1	G6.3	0,62 1.370
C5-391.5675-25100	02750079	C5	1,0 0.039	16,0 0.630	ER 25	100,0 3.937	42,0 1.654	42,0 1.654	130,0 5.118	77,0 3.031	43,0 1.693	62,0 2.441	2	1	G6.3	1,04 2.290
C5-391.5675-32057	02750080	C5	2,0 0.079	20,0 0.787	ER 32	57,0 2.244	50,0 1.969	50,0 1.969	87,0 3.425	34,0 1.339	17,0 0.669	17,0 0.669	1	1	G6.3	0,66 1.460
C6-391.5675-16100	02750081	C6	0,5 0.020	10,0 0.394	ER 16	100,0 3.937	32,0 1.260	32,0 1.260	138,0 5.433	75,0 2.953	52,0 2.047	68,0 2.677	2	1	G6.3	1,16 2.560
C6-391.5675-25060	02750082	C6	1,0 0.039	16,0 0.630	ER 25	60,0 2.362	42,0 1.654	42,0 1.654	98,0 3.858	35,0 1.378	22,0 0.866	22,0 0.866	1	1	G6.3	0,99 2.180
C6-391.5675-25100	02750084	C6	1,0 0.039	16,0 0.630	ER 25	100,0 3.937	42,0 1.654	42,0 1.654	138,0 5.433	75,0 2.953	31,0 1.220	62,0 2.441	2	1	G6.3	1,38 3.040
C6-391.5675-25130	02750085	C6	1,0 0.039	16,0 0.630	ER 25	130,0 5.118	42,0 1.654	42,0 1.654	168,0 6.614	105,0 4.134	61,0 2.402	92,0 3.622	2	1	G6.3	1,66 3.660
C6-391.5675-25160	02750086	C6	1,0 0.039	16,0 0.630	ER 25	160,0 6.299	42,0 1.654	42,0 1.654	198,0 7.795	135,0 5.315	91,0 3.583	122,0 4.803	2	1	G6.3	1,95 4.300
C6-391.5675-32060	02750087	C6	2,0 0.079	20,0 0.787	ER 32	60,0 2.362	50,0 1.969	50,0 1.969	98,0 3.858	35,0 1.378	20,0 0.787	20,0 0.787	1	1	G6.3	1,02 2.250
C6-391.5675-32100	02750088	C6	2,0 0.079	20,0 0.787	ER 32	100,0 3.937	50,0 1.969	50,0 1.969	138,0 5.433	78,0 3.071	32,0 1.260	60,0 2.362	2	1	G6.3	1,56 3.440
C6-391.5675-32130	02750089	C6	2,0 0.079	20,0 0.787	ER 32	130,0 5.118	50,0 1.969	50,0 1.969	168,0 6.614	108,0 4.252	62,0 2.441	90,0 3.543	2	1	G6.3	1,98 4.370
C6-391.5675-40065	02750091	C6	3,0 0.118	26,0 1.024	ER 40	65,0 2.559	63,0 2.480	63,0 2.480	103,0 4.055	40,0 1.575	20,0 0.787	20,0 0.787	1	1	G6.3	1,21 2.670
C8-391.5675-32070	02750092	C8	2,0 0.079	20,0 0.787	ER 32	70,0 2.756	50,0 1.969	50,0 1.969	118,0 4.646	37,0 1.457	15,0 0.591	30,0 1.181	2	1	G6.3	2,06 4.540
C8-391.5675-32160	02750094	C8	2,0 0.079	20,0 0.787	ER 32	160,0 6.299	50,0 1.969	50,0 1.969	208,0 8.189	130,0 5.118	92,0 3.622	120,0 4.724	2	1	G6.3	3,29 7.250
C8-391.5675-40070	02750095	C8	3,0 0.118	26,0 1.024	ER 40	70,0 2.756	63,0 2.480	63,0 2.480	118,0 4.646	37,0 1.457	25,0 0.984	25,0 0.984	2	1	G6.3	2,11 4.650

Guide
 HSK-A
 HSK-E
 DIN
 BT JIS
 CAT
 Combimaster
 Grafix
 Seco-Capto™
 Others
 Operating & setting accessories
 Shrinkfit

Accessories

Guide	For size	Seal nut 	Socket 	Spanner 	Spanner 1 	Torque key 
HSK-A	...16045	08B587516C	03ER032B	03B587516	03BR032	03DYD010100B
	...25052	08B587525C	03ER042	03B587525	03BR042	03DYD020200
	...32054	08B587532C	03ER050	03B587532	03BR050	03DYD020200
	...25055	08B587525C	03ER042	03B587525	03BR042	03DYD020200
HSK-E	...25100	08B587525C	03ER042	03B587525	03BR042	03DYD020200
	...32057	08B587532C	03ER050	03B587532	03BR050	03DYD020200
	...16100	08B587516C	03ER032B	03B587516	03BR032	03DYD010100B
	...25060	08B587525C	03ER042	03B587525	03BR042	03DYD020200
DIN	...25130	08B587525C	03ER042	03B587525	03BR042	03DYD020200
	...25160	08B587525C	03ER042	03B587525	03BR042	03DYD020200
	...32060	08B587532C	03ER050	03B587532	03BR050	03DYD020200
	...32100	08B587532C	03ER050	03B587532	03BR050	03DYD020200
BT JIS	...32130	08B587532C	03ER050	03B587532	03BR050	03DYD020200
	...40065	08B587540C	03ER063	03B587540	03BR063	03DYD020200
	...32070	08B587532C	03ER050	03B587532	03BR050	03DYD020200
	...32160	08B587532C	03ER050	03B587532	03BR050	03DYD020200
	...40070	08B587540C	03ER063	03B587540	03BR063	03DYD020200

Spare Parts

CAT	For size	Nut 	Stop screw 
Combimaster	...16045	08B587516X	-
	...16100	08B587516X	19B58711
	...25052	08B587525X	-
	...25055	08B587525X	-
Graflex	...25060	08B587525X	-
	...25100	08B587525X	19B58718
	...25130	08B587525X	19B58718
	...25160	08B587525X	19B58718
Seco-Capto™	...32054	08B587532X	-
	...32057	08B587532X	-
	...32060	08B587532X	-
	...32070	08B587532X	19B58722
	...32100	08B587532X	19B58722
	...32130	08B587532X	19B58722
	...32160	08B587532X	19B58722
Others	...40065	08B587540X	-
	...40070	08B587540X	19B58730

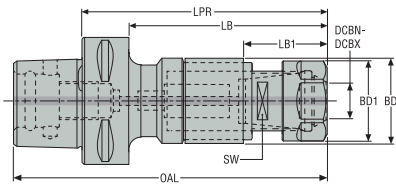
Operating & setting accessories

Shrinkfit

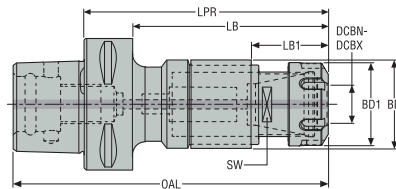
Seco-Capto™

TCER 5867 – Tapping chucks for synchronized tapping, with micro-compensation – Metric / Inch

Design 1



Design 2



- Maximum coolant pressure 80 bar/ 1160 psi
- For ER tapping collets with square drive, see page(s) 406, 407-408
- For TCER 5867 sealing rings, see page(s) 409, 410
- For ISO attribute explanation, see page 12

Designation	Item number	CTMS	CTWS	DCBN	DCBX	LPR	LB	LB1	BD	BD1	OAL	SW	Design	RFID hole	Balancing	Weight
						mm Inch	mm Inch	mm Inch	mm Inch	mm Inch	mm Inch	mm Inch				
C4-391.5867-11080	02926957	C4	ER 11	M2	M5	80,0 3.150	60,0 2.362	24,1 0.949	23,5 0.925	18,7 0.736	104,0 4.094	12,7 0.500	1	0	-	0,4 0.880
C4-391.5867-20102	02926958	C4	ER 20	M4	M12	97,2 3.827	77,0 3.031	35,3 1.390	35,0 1.378	33,7 1.327	121,2 4.772	22 0.866	1	0	-	0,7 1.540
C4-391.5867-25122	02926959	C4	ER 25	M8	M20	116,6 4.591	96,6 3.803	37,1 1.461	44,0 1.732	42,0 1.654	140,6 5.535	28 1.102	2	0	-	1,1 2.430
C5-391.5867-20103	02926960	C5	ER 20	M4	M12	97,7 3.846	77,7 3.059	35,3 1.390	35,0 1.378	33,7 1.327	127,7 5.028	22 0.866	1	0	-	0,9 1.980
C5-391.5867-25122	02926961	C5	ER 25	M8	M20	117,1 4.610	97,1 3.823	37,1 1.461	44,0 1.732	42,0 1.654	147,1 5.791	28 1.102	2	0	-	1,3 2.870
C5-391.5867-40154	02926962	C5	ER 40	M16	M33	148,6 5.850	46,6 1.835	25,5 1.004	62,0 2.441	62,7 2.469	178,6 7.031	39.6875 1.563	2	0	-	2,8 6.170
C6-391.5867-20105	02926963	C6	ER 20	M4	M12	99,7 3.925	77,7 3.059	35,3 1.390	35,0 1.378	33,7 1.327	137,7 5.421	22 0.866	1	0	-	1,2 2.650
C6-391.5867-25124	02926964	C6	ER 25	M8	M20	119,1 4.689	97,1 3.823	37,1 1.461	44,0 1.732	42,0 1.654	157,1 6.185	28 1.102	2	0	-	1,6 3.530
C6-391.5867-40154	02926965	C6	ER 40	M16	M33	148,1 5.831	126,1 4.965	46,6 1.835	62,0 2.441	62,7 2.469	186,1 7.327	39.6875 1.563	2	0	-	2,9 6.390
C6-391.5867-50210	03131173	C6	ER 50	M20	M48	208,0 8.189	134,5 5.295	76,5 3.012	86,0 3.386	78,0 3.071	246,0 9.685	56,2 2.213	2	0	-	5,9 13.010
C8-391.5867-20112	02926966	C8	ER 20	M4	M12	106,7 4.201	76,7 3.020	35,3 1.390	35,0 1.378	33,7 1.327	154,7 6.091	22 0.866	1	0	-	2,2 4.850
C8-391.5867-25131	02926967	C8	ER 25	M8	M20	126,1 4.965	96,1 3.783	37,1 1.461	44,0 1.732	42,0 1.654	174,1 6.854	28 1.102	2	0	-	2,6 5.730
C8-391.5867-40161	02926968	C8	ER 40	M16	M33	155,1 6.106	125,1 4.925	46,6 1.835	62,0 2.441	62,7 2.469	203,1 7.996	39,6 1.559	2	0	-	3,9 8.600

Accessories

For size	Locking key	Seal nut	Socket	Spanner	Spanner 1	Torque key
ER 11						
ER 11	5680092-03	-	-	03B587511UM	-	-
ER 20	5680092-04	5533051-02	-	03B587520UM	-	-
ER 25	5680092-05	5533051-03	03ER042	03B587525	03BR042	03DYD020200
ER 40	5680092-06	5533051-05	03ER063	03B587540	03BR063	03DYD020200
ER 50	5680092-07	5533051-14	-	03B587550	-	-

Spare Parts

Guide	For size	Nut
HSK-A	ER 11	5533050-07
	ER 20	5533050-08
	ER 25	5533050-02
	ER 40	5533050-04
	ER 50	5533050-05
HSK-E		
DIN		
BT JIS		
CAT		
Combimaster		
Graflex		
Seco-Capto™		
Others		
Operating & setting accessories		
Shrinkfit		





Cylindrical/ Weldon

Seco allows you to get the most out of both your machine and tools by offering a comprehensive range of tool holders to connect them. Besides all common connections Seco also offer Cylindrical and Weldon back ends.

- Cylindrical Tool holders for Combimaster and Graflex solutions
- Cylindrical shrinkfit extensions
- Cylindrical ER extensions
- Weldon Tool holders for Combimaster and Tapping chucks

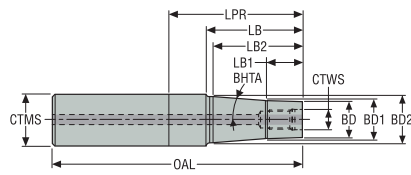
M BD/5820-5821-5822 – Combimaster arbors, steel, heavy metal or carbide – Metric / Inch

Cylindrical

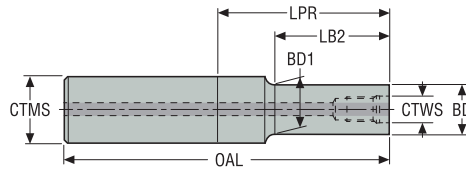
Guide
HSK-A
HSK-E
DIN
BT JIS
CAT
Combimaster
Graflex
Seco-Capto™
Others
Operating & set-
ting accessories
Shrinkfit



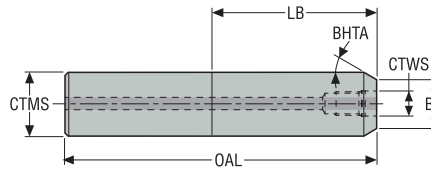
Design 1



Design 2



Design 3



- D = heavy metal, E = carbide
- CTMS tolerance h5
- For ISO attribute explanation, see page 12

Designation	Item number	CTMS	CTWS	LPR	LB	LB2	LB1	BD	BD2	BD1	OAL	BHTA*	Design	RFID hole	Balancing	Weight
				mm Inch	mm Inch	mm Inch	mm Inch	mm Inch	mm Inch	mm Inch	mm Inch					kg lbs
BD01258220660	02643840	12	M6	60,0 2.362	60,0 2.362	-	-	11,0 0.433	-	-	105,0 4.134	-	3	0	PB	0,1 0.220
BD01258220695E	02643841	12	M6	95,0 3.740	95,0 3.740	-	-	11,0 0.433	-	-	140,0 5.512	30,0	3	0	PB	0,3 0.660
BD01458220860	02447683	14	M8	60,0 2.362	60,0 2.362	-	-	13,5 0.531	-	-	105,0 4.134	30,0	3	0	PB	0,2 0.440
BD01458220895E	02447684	14	M8	95,0 3.740	95,0 3.740	-	-	13,5 0.531	-	-	140,0 5.512	30,0	3	0	PB	0,8 1.760
BD01658220865	02453089	16	M8	65,0 2.559	65,0 2.559	-	-	13,5 0.531	-	-	113,0 4.449	30,0	3	0	PB	0,2 0.440
BD016582208105E	02453090	16	M8	105,0 4.134	105,0 4.134	-	-	13,5 0.531	-	-	153,0 6.024	30,0	3	0	PB	0,4 0.880
BD016582108105E	02549210	16	M8	105,0 4.134	105,0 4.134	50,0 1.969	-	13,5 0.531	-	14,5 0.571	153,0 6.024	-	2	0	PB	0,4 0.880
BD01858221070	02447686	18	M10	70,0 2.756	70,0 2.756	-	-	18,0 0.709	-	-	118,0 4.646	30,0	3	0	PB	0,3 0.660
BD018582210125E	02447685	18	M10	125,0 4.921	125,0 4.921	-	-	18,0 0.709	-	-	173,0 6.811	30,0	3	0	PB	0,8 1.760
BD02058221075	02447687	20	M10	NaN	75,0 2.953	-	-	18,5 0.728	-	-	125,0 4.921	30,0	3	0	PB	0,3 0.660
BD02058211040D	02447653	20	M10	40,0 1.575	25,0 0.984	25,0 0.984	-	18,5 0.728	-	18,5 0.728	90,0 3.543	-	2	0	PB	0,5 1.100
BD020582110110	02447652	20	M10	110,0 4.331	65,0 2.559	65,0 2.559	-	18,5 0.728	-	18,5 0.728	160,0 6.299	-	2	0	PB	0,4 0.880
BD020582110110D	02441829	20	M10	110,0 4.331	65,0 2.559	65,0 2.559	-	18,5 0.728	-	18,5 0.728	160,0 6.299	-	2	0	PB	0,8 1.760
BD02558221280	02447689	25	M12	80,0 3.150	80,0 3.150	-	-	23,0 0.906	-	-	136,0 5.354	30,0	3	0	PB	0,5 1.100
BD025582112185E	02549211	25	M12	185,0 7.283	85,0 3.346	-	-	23,0 0.906	-	23,5 0.925	241,0 9.488	-	2	0	PB	1,6 3.530

Designation	Item number	CTMS	CTWS	LPR	LB	LB2	LB1	BD	BD2	BD1	OAL	BHTA°	Design	RFID hole	Balancing	Weight
				mm Inch	mm Inch	mm Inch	mm Inch	mm Inch	mm Inch	mm Inch	mm Inch					kg lbs
BD025582112185	02441831	25	M12	185,0 7.283	85,0 3.346	-	-	23,0 0.906	-	23,5 0.925	241,0 9.488	-	2	0	PB	0,9 1.980
BD025582112185D	02447656	25	M12	185,0 7.283	85,0 3.346	-	-	23,0 0.906	-	23,0 0.906	241,0 9.488	-	2	0	PB	1,7 3.750
BD032582012100	02447657	32	M12	100,0 3.937	65,0 2.559	-	25,0 0.984	23,0 0.906	31,0 1.220	24,7 0.972	160,0 6.299	4,5	1	0	PB	0,9 1.980
BD032582012240	02447659	32	M12	240,0 9.449	145,0 5.709	-	30,0 1.181	23,0 0.906	31,0 1.220	24,7 0.972	300,0 11.811	1,6	1	0	PB	1,4 3.090
BD03258221695	02447690	32	M16	95,0 3.740	95,0 3.740	-	-	30,0 1.181	-	-	155,0 6.102	30,0	3	0	PB	0,9 1.980
BD032582116100	02447663	32	M16	100,0 3.937	65,0 2.559	-	-	30,0 1.181	-	30,0 1.181	160,0 6.299	-	2	0	PB	0,9 1.980
BD032582116100D	02442105	32	M16	100,0 3.937	65,0 2.559	-	-	30,0 1.181	-	30,0 1.181	160,0 6.299	-	2	0	PB	2,0 4.410
BD032582116145D	02447665	32	M16	145,0 5.709	110,0 4.331	-	-	30,0 1.181	-	30,0 1.181	205,0 8.071	-	2	0	PB	2,6 5.730
BD032582116240	02447667	32	M16	240,0 9.449	145,0 5.709	-	-	30,0 1.181	-	30,0 1.181	300,0 11.811	-	2	0	PB	1,7 3.750
BD032582116240D	02442107	32	M16	240,0 9.449	145,0 5.709	-	-	30,0 1.181	-	30,0 1.181	300,0 11.811	-	2	0	PB	3,8 8.380
BD04058201690	02447672	40	M16	90,0 3.543	65,0 2.559	-	25,0 0.984	30,0 1.181	39,0 1.535	31,7 1.248	160,0 6.299	5,2	1	0	PB	1,4 3.090
BD040582016135	02447668	40	M16	135,0 5.315	110,0 4.331	-	35,0 1.378	30,0 1.181	39,0 1.535	31,7 1.248	205,0 8.071	2,8	1	0	PB	1,7 3.750
BD040582016230	02447669	40	M16	230,0 9.055	145,0 5.709	-	35,0 1.378	30,0 1.181	39,0 1.535	31,7 1.248	300,0 11.811	1,9	1	0	PB	2,5 5.510

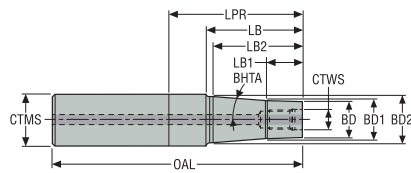
Guide
HSK-A
HSK-E
DIN
BT JIS
CAT
Combimaster
Graflex
Seco-Capto™
Others
Operating & setting accessories
Shrinkfit

M BD/5820-5821-5822 – Combimaster arbors, steel, heavy metal or carbide – Inch

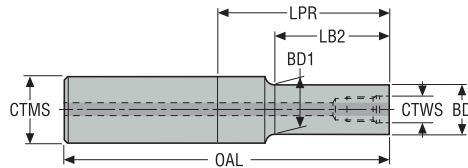
Cylindrical



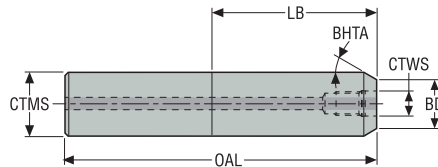
Design 1



Design 2



Design 3

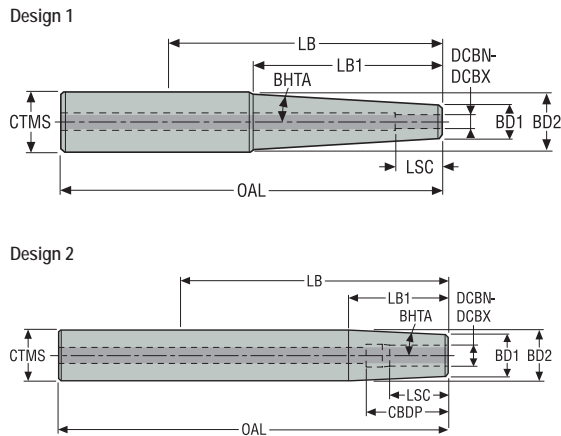


- D = heavy metal, E = carbide
- CTMS tolerance h5
- For ISO attribute explanation, see page 12

Designation	Item number	CTMS	CTWS	LPR	LB	LB2	LB1	BD	BD2	BD1	OAL	BHTA*	Design	RFID hole	Balancing	Weight
		<i>Inch</i>		<i>Inch</i>	<i>Inch</i>	<i>Inch</i>	<i>Inch</i>	<i>Inch</i>	<i>Inch</i>	<i>Inch</i>	<i>Inch</i>					<i>lbs</i>
BD115582208275	02487317	0.625	M8	2.750	2.750	-	-	0.512	-	-	4.500	30,0	3	0	PB	0.440
BD115582208425E	02487322	0.625	M8	4.250	4.250	-	-	0.512	-	-	6.000	30,0	3	0	PB	0.880
BD119582210150	02454190	0.750	M10	1.500	1.500	-	-	0.709	-	-	3.500	30,0	3	0	PB	1.980
BD119582210300	02487324	0.750	M10	3.000	3.000	-	-	0.709	-	-	5.000	30,0	3	0	PB	0.660
BD119582210500E	02487327	0.750	M10	5.000	5.000	-	-	0.709	-	-	7.000	30,0	3	0	PB	1.540
BD125582212325	02487329	1.000	M12	3.250	3.250	-	-	0.906	-	-	5.500	30,0	3	0	PB	1.320
BD125582212675E	02487330	1.000	M12	6.750	6.750	-	-	0.906	-	-	9.000	30,0	3	0	PB	3.310
BD131582012425	02454199	1.250	M12	4.250	4.250	-	0.790	0.906	1.210	0.970	6.500	3,5	1	0	PB	1.980
BD131582116425	02454203	1.250	M16	4.250	2.750	-	-	1.181	-	-	6.500	-	2	0	PB	2.200
BD131582116600	02454204	1.250	M16	6.000	4.480	-	-	1.181	-	-	8.250	-	2	0	PB	2.650
BD131582116600D	02454205	1.250	M16	6.000	4.480	-	-	1.181	-	-	8.250	-	2	0	PB	5.730
BD131582216375	02487331	1.250	M16	3.748	3.748	-	-	1.181	-	-	5.949	30,0	3	0	PB	1.980
BD131582220375	03029778	1.250	M20	3.748	1.972	-	-	1.437	-	1.437	6.000	30,0	2	0	PB	2.200
BD131582220425	03029776	1.250	M20	4.248	2.472	-	-	1.437	-	1.437	6.500	30,0	2	0	PB	2.290
BD131582220600	03029777	1.250	M20	6.000	4.220	-	-	1.437	-	1.437	8.252	30,0	2	0	PB	3.090

Cylindrical

SFS 5801 – Shrinkfit holders – Metric / Inch



- Run-out ≤3 µm
- CTMS tolerance h5
- For ISO attribute explanation, see page 12



Designation	Item number	CTMS	DCBN-DCBX		LB	LB1	BD1	BD2	OAL	CBDP	LSC	Design	BHTA°	RFID hole	Balancing	Weight
			mm Inch	mm Inch												
BD01658010352	00030175	16	3,0 0.118	52,0 2.047	51,0 2.008	9,0 0.354	14,5 0.569	100,0 3.937	-	13,0 0.512	1	3,0	0	PB	0,11 0.240	
BD016580103102	00030174	16	3,0 0.118	102,0 4.016	66,0 2.598	9,0 0.354	19,7 0.775	150,0 5.906	-	13,0 0.512	1	3,0	0	PB	0,18 0.400	
BD01658010452	00030178	16	4,0 0.157	52,0 2.047	51,0 2.008	10,0 0.394	15,5 0.608	100,0 3.937	-	15,0 0.591	1	3,0	0	PB	0,12 0.260	
BD016580104102	00030750	16	4,0 0.157	102,0 4.016	57,0 2.244	10,0 0.394	20,7 0.815	150,0 5.906	-	15,0 0.591	1	3,0	0	PB	0,19 0.420	
BD01658010552	00030180	16	5,0 0.197	52,0 2.047	47,0 1.850	11,0 0.433	16,5 0.648	100,0 3.937	-	18,0 0.709	1	3,0	0	PB	0,12 0.260	
BD01658010652	00030182	16	6,0 0.236	52,0 2.047	38,0 1.496	12,0 0.472	16,0 0.630	100,0 3.937	40,0 1.575	22,0 0.866	2	3,0	0	PB	0,13 0.290	
BD016580106102	00030181	16	6,0 0.236	102,0 4.016	38,0 1.496	12,0 0.472	16,0 0.630	150,0 5.906	40,0 1.575	22,0 0.866	2	3,0	0	PB	0,2 0.440	
BD02058010850	00030185	20	8,0 0.315	50,0 1.969	38,0 1.496	16,0 0.630	21,2 0.836	100,0 3.937	44,0 1.732	30,0 1.181	2	3,0	0	PB	0,2 0.440	
BD020580108100	00030184	20	8,0 0.315	100,0 3.937	38,0 1.496	16,0 0.630	26,5 1.043	150,0 5.906	44,0 1.732	30,0 1.181	2	3,0	0	PB	0,32 0.710	
BD02058011050	00030190	20	10,0 0.394	50,0 1.969	19,0 0.748	18,0 0.709	23,2 0.915	100,0 3.937	45,0 1.772	32,0 1.260	2	3,0	0	PB	0,21 0.460	
BD020580110100	00030186	20	10,0 0.394	100,0 3.937	19,0 0.748	18,0 0.709	28,5 1.121	150,0 5.906	45,0 1.772	32,0 1.260	2	3,0	0	PB	0,31 0.680	
BD02058011250	00030195	20	12,0 0.472	50,0 1.969	50,0 1.969	20,0 0.787	25,2 0.994	100,0 3.937	46,0 1.811	34,0 1.339	2	3,0	0	PB	0,19 0.420	
BD020580112100	00030194	20	12,0 0.472	100,0 3.937	100,0 3.937	20,0 0.787	30,5 1.200	150,0 5.906	46,0 1.811	34,0 1.339	2	3,0	0	PB	0,3 0.660	

Guide

HSK-A

HSK-E

DIN

BT JIS

CAT

Combimaster

Graflex

Seco-Capto™

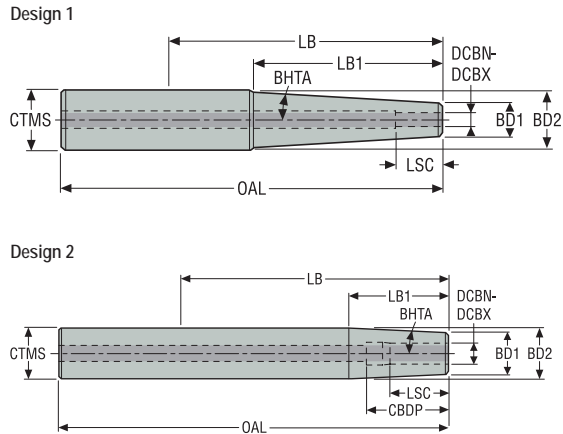
Others

Operating & setting accessories

Shrinkfit

SFS 5801 – Shrinkfit holders – Inch

Cylindrical

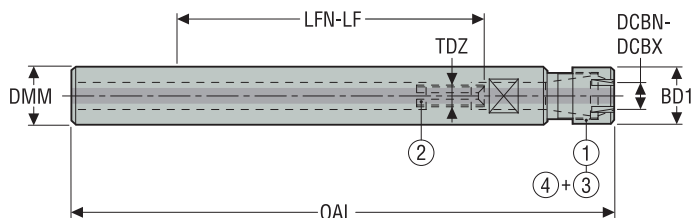


- Run-out $\leq 3 \mu\text{m}$
- CTMS tolerance h5
- For ISO attribute explanation, see page 12

Designation	Item number	CTMS	DCBN-DCBX	LB	LB1	BD1	BD2	OAL	CBDP	LSC	Design	BHTA°	RFID hole	Balancing	lbs
		<i>Inch</i>	<i>Inch</i>	<i>Inch</i>	<i>Inch</i>	<i>Inch</i>	<i>Inch</i>	<i>Inch</i>	<i>Inch</i>	<i>Inch</i>					
BD1155801012400	02522850	0.625	0.125	4.000	2.582	0.354	0.774	5.875	-	0.512	1	3,0	0	PB	0.370
BD1155801018400	02522851	0.625	0.187	4.000	1.831	0.433	0.852	5.875	-	0.709	1	3,0	0	PB	0.400
BD1155801025400	02522854	0.625	0.250	4.000	1.456	0.472	0.892	5.875	1.476	0.866	2	3,0	0	PB	0.420
BD1195801031400	02522857	0.750	0.313	4.000	1.897	0.472	0.892	6.000	1.575	1.181	2	3,0	0	PB	0.640

Cylindrical

ER 5450 – ER collet chucks – ISO 15488 – Metric / Inch



Accessories:
3 = Sealing ring
4 = Sealing nut

Spare parts:
1 = Nut
2 = Stop screw

- Run-out 15 µm maximum at 3 x ∅DCBN-DCBX (18 µm when using the smallest ER 08)
- DMM tolerance h5
- For ER collets, see page(s) 403, 404, 405
- For ER sealing rings, see page(s) 409, 410
- For ISO attribute explanation, see page 12

Designation	Item number	DMM	DCBN	DCBX	Size	BD1	OAL	LFN	LF	TDZ	RFID hole	Balancing	Weight
		mm <i>Inch</i>	mm <i>Inch</i>	mm <i>Inch</i>		mm <i>Inch</i>	mm <i>Inch</i>	mm <i>Inch</i>	mm <i>Inch</i>				
54501208R	75041188	12,0 <i>0.472</i>	0,5 <i>0.020</i>	5,0 <i>0.197</i>	ER 08	12,0 <i>0.472</i>	150,0 <i>5.906</i>	65,0 <i>2.559</i>	86,0 <i>3.386</i>	M5	0	PB	0,1 <i>0.220</i>
54501612R	75041192	16,0 <i>0.630</i>	0,5 <i>0.020</i>	7,0 <i>0.276</i>	ER 11	16,0 <i>0.630</i>	150,0 <i>5.906</i>	62,0 <i>2.441</i>	83,0 <i>3.268</i>	M6	0	PB	0,18 <i>0.400</i>
54501616R	75041193	16,0 <i>0.630</i>	0,5 <i>0.020</i>	10,0 <i>0.394</i>	ER 16	22,0 <i>0.866</i>	160,0 <i>6.299</i>	72,0 <i>2.835</i>	82,0 <i>3.228</i>	M8	0	PB	0,18 <i>0.400</i>
54502525R	02422054	25,0 <i>0.984</i>	1,0 <i>0.039</i>	16,0 <i>0.630</i>	ER 25	35,0 <i>1.378</i>	160,0 <i>6.299</i>	36,0 <i>1.417</i>	61,0 <i>2.402</i>	M18x1,5	0	PB	0,39 <i>0.860</i>
54503232	02422055	32,0 <i>1.260</i>	2,0 <i>0.079</i>	20,0 <i>0.787</i>	ER 32	50,0 <i>1.969</i>	160,0 <i>6.299</i>	33,0 <i>1.299</i>	53,0 <i>2.087</i>	M22x1,5	0	PB	0,75 <i>1.650</i>

Accessories

For	Seal nut	Socket	Spanner	Spanner 1	Torque key
54501208R	-	-	03B545008	-	-
54501612R	-	03ER016	03B545011	03BR016	03DYD010100
54501616R	08B587516MC	03ER022	03B545016	03BR022	03DYD010100
54502525R	08B587525MC	03ER035B	03B545025	03BR035	03DYD010100B
54503232	08B587532IC	03ER050	03B587532	03BR050	03DYD020200

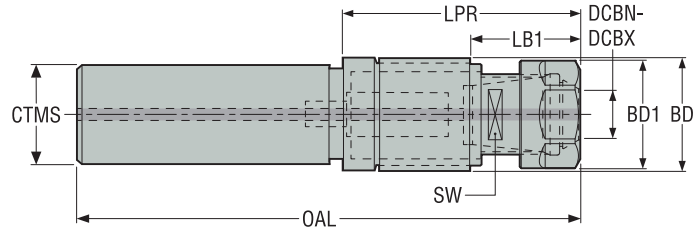
Spare Parts

For	Nut	Stop screw
54501208R	08B587508M	19B58705
54501612R	08B587511M	19B58706
54501616R	08B587516M	19B58708R10
54502525R	08B587525M	19B58718
54503232	08B587532X	19B58722

Guide
HSK-A
HSK-E
DIN
BT JIS
CAT
Combimaster
Graflex
Seco-Capto™
Others
Operating & setting accessories
Shrinkfit

TCER 5867 – Tapping chucks for synchronized tapping, with micro-compensation – Metric / Inch

Cylindrical



- Maximum coolant pressure 80 bar/ 1160 psi
- For ER collets, see page(s) 403, 404, 405
- For ER sealing rings, see page(s) 409, 410
- Cylindrical machine side shank CTMS with tolerance g6, not compatible with Shrinkfit holders
- For ISO attribute explanation, see page 12

Designation	Item number	CTMS	CTWS	DCBN	DCBX	LPR	LB	LB1	BD1	BD	OAL	SW	RFID hole	Balancing	Weight
						mm Inch	mm Inch	mm Inch	mm Inch	mm Inch	mm Inch	mm Inch			
BD01658671152	02926969	16	ER 11	M2	M5	51,9 2.043	25,2 0.992	11,5 0.453	18,7 0.736	23,5 0.925	96,4 3.795	12,7 0.500	0	-	0,2 0.440
BD02058672069	02926970	20	ER 20	M4	M12	63,7 2.508	35,3 1.390	19,1 0.752	34,0 1.339	34,6 1.362	114,5 4.508	22 0.866	0	-	0,4 0.880

Accessories

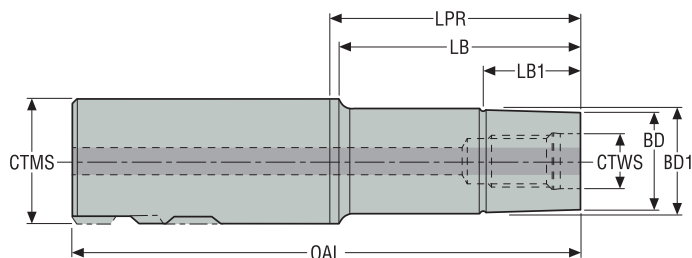
For	Locking key	Seal nut	Spanner
BD01658671152	5680092-03	-	03B587511UM
BD02058672069	5680092-04	5533051-02	03B587520UM

Spare Parts

For	Nut
BD01658671152	5533050-07
BD02058672069	5533050-08

Weldon/ DIN 1835-1 Form B

M 5821 – Combimaster arbors – Metric / Inch

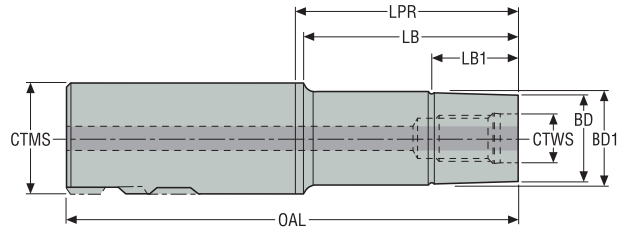


• For ISO attribute explanation, see page 12

Designation	Item number	CTMS	CTWS	LPR	LB	LB1	BD	BD1	OAL	RFID hole	Balancing	Weight
				mm Inch	mm Inch	mm Inch	mm Inch	mm Inch				
BW02058211030	02501657	20	M10	30,0 1.181	25,0 0.984	10,0 0.394	18,5 0.728	18,5 0.728	80,0 3.150	0	PB	0,2 0.440
BW020582110102	02501661	20	M10	102,0 4.016	97,0 3.819	20,0 0.787	18,5 0.728	18,5 0.728	152,0 5.984	0	PB	0,4 0.880
BW02558211245	02501663	25	M12	45,0 1.772	40,0 1.575	20,0 0.787	23,0 0.906	23,5 0.925	101,0 3.976	0	PB	0,4 0.880
BW025582112115	02501664	25	M12	115,0 4.528	110,0 4.331	30,0 1.181	23,0 0.906	23,5 0.925	171,0 6.732	0	PB	0,6 1.320
BW03258211645	02501665	32	M16	45,0 1.772	40,0 1.575	20,0 0.787	30,0 1.181	30,5 1.201	105,0 4.134	0	PB	0,6 1.320
BW040582120102	02971313	40	M20	102,0 4.016	97,0 3.819	30,0 1.181	36,5 1.437	37,0 1.457	172,0 6.772	0	PB	1,5 3.310

- Guide
- HSK-A
- HSK-E
- DIN
- BT JIS
- CAT
- Combimaster
- Graflex
- Seco-Capto™
- Others
- Operating & setting accessories
- Shrinkfit

M 5821 – Combimaster arbors – Weldon – Inch



• For ISO attribute explanation, see page 12

Designation	Item number	CTMS	CTWS	LPR	LB	LB1	BD	BD1	OAL	RFID hole	Balancing	Weight
		<i>Inch</i>		<i>Inch</i>	<i>Inch</i>	<i>Inch</i>	<i>Inch</i>	<i>Inch</i>	<i>Inch</i>			<i>lbs</i>
BW519582210125	02454250	0.750	M10	1.250	0.591	–	0.732	0.732	3.250	0	PB	0.440
BW525582212075	02454252	1.000	M12	0.750	0.591	–	0.984	0.984	3.000	0	PB	0.660
BW625582112250	02454256	1.000	M12	2.500	2.250	–	0.925	0.925	5.750	0	PB	1.100
BW531582116150	02454254	1.250	M16	1.500	1.250	–	1.201	1.201	3.750	0	PB	1.100
BW631582116300	02454261	1.250	M16	3.000	2.559	–	1.181	1.181	6.250	0	PB	1.980
BW631582116400	02454262	1.250	M16	4.000	3.750	–	1.201	1.201	7.250	0	PB	2.430

Guide

HSK-A

HSK-E

DIN

BT JIS

CAT

Combimaster

Graflex

Seco-Capto™

Others

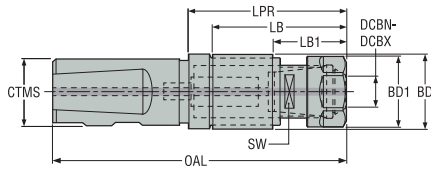
Operating & setting accessories

Shrinkfit

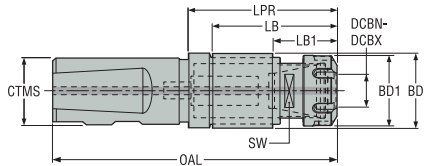
Weldon and WN shanks

TCER 5867 – Tapping chucks for synchronized tapping, with micro-compensation – Metric / Inch

Design 1



Design 2



- Maximum coolant pressure 80 bar/ 1160 psi
- For ER collets, see page(s) 403, 404, 405
- For ER sealing rings, see page(s) 409, 410
- For ISO attribute explanation, see page 12

Designation	Item number	CTMS	CTWS	DCBN	DCBX	LPR	LB	LB1	BD1	BD	OAL	SW	Design	RFID hole	Balan- cing	Weight
		mm Inch				mm Inch	mm Inch	mm Inch	mm Inch	mm Inch	mm Inch	mm Inch				kg lbs
BW22058671151	02926947	20 0.787	ER 11	M2	M5	51,9 2.043	49,1 1.933	25,2 0.992	18,7 0.736	23,5 0.925	102,7 4.043	12,7 0.500	1	0	-	0,2 0.440
BW22558672069	02926948	25 0.984	ER 20	M4	M12	63,7 2.508	63,7 2.508	36,1 1.421	34,0 1.339	34,6 1.362	114,5 4.508	22,3 0.878	1	0	-	0,4 0.880
BW22558672588	02926949	25 0.984	ER 25	M8	M20	83,1 3.272	83,1 3.272	37,2 1.465	41,7 1.642	44,0 1.732	133,9 5.272	28 1.102	2	0	-	0,8 1.760
BW225586740117	02926950	25 0.984	ER 40	M16	M33	112,1 4.413	112,1 4.413	45,7 1.799	63,0 2.480	62,0 2.441	162,9 6.413	39,7 1.563	2	0	-	2,1 4.630
BW240586750164	03131179	40 1.575	ER 50	M20	M48	155,8 6.134	126,3 4.972	70,0 2.756	78,0 3.071	86,0 3.386	225,8 8.890	56,2 2.213	2	0	-	5,4 11.900

Accessories

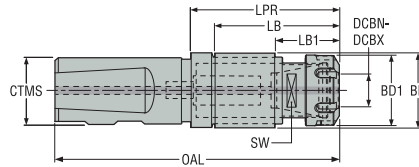
For	Locking key	Seal nut	Socket	Spanner	Spanner 1	Torque key
BW22058671151						
BW22058671151	5680092-03	-	-	03B587511UM	-	-
BW22558672069	5680092-04	5533051-02	-	03B587520UM	-	-
BW22558672588	5680092-05	5533051-03	03ER042	03B587525	03BR042	03DYD020200
BW225586740117	5680092-06	5533051-05	03ER063	03B587540	03BR063	03DYD020200
BW240586750164	5680092-07	5533051-14	-	03B587550	-	-

Spare Parts

For	Nut
BW22058671151	
BW22058671151	5533050-07
BW22558672069	5533050-08
BW22558672588	5533050-02
BW225586740117	5533050-04
BW240586750164	5533050-05

TCER 5867 – Tapping chucks for synchronized tapping, with micro-compensation – Inch

Weldon and WN shanks



- Maximum coolant pressure 80 bar/ 1160 psi
- For ER collets, see page(s) 403, 404, 405
- For ER sealing rings, see page(s) 409, 410
- For ISO attribute explanation, see page 12

Designation	Item number	CTMS	CTWS	DCBN	DCBX	LPR	LB	LB1	BD1	BD	OAL	SW	RFID hole	Balancing	Weight
		<i>Inch</i>				<i>Inch</i>	<i>Inch</i>	<i>Inch</i>	<i>Inch</i>	<i>Inch</i>	<i>Inch</i>	<i>Inch</i>			<i>lbs</i>
BW925586711052	03131176	1.000	ER 11	M2	M5	2.043	0.992	0.453	0.925	0.748	4.043	0.500	0	-	0.660
BW925586720069	03131177	1.000	ER 20	M4	M12	2.508	1.382	0.752	1.362	1.339	4.508	0.866	0	-	1.100
BW925586725088	03131178	1.000	ER 25	M8	M20	3.272	1.465	0.787	1.732	1.654	5.272	1.102	0	-	1.980

Accessories

For	Locking key	Seal nut	Socket	Spanner	Spanner 1	Torque key
BW925586711052						
	5680092-03	-	-	03B587511UM	-	-
BW925586720069	5680092-04	5533051-02	-	03B587520UM	-	-
BW925586725088	5680092-05	5533051-03	03ER042	03B587525	03BR042	03DYD020200

Spare Parts

For	Nut
BW925586711052	
	5533050-07
BW925586720069	5533050-08
BW925586725088	5533050-02

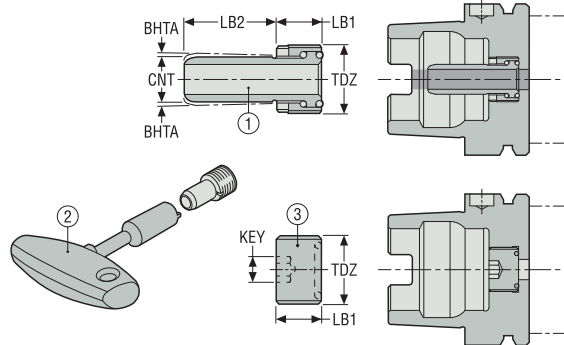


Operating and setting accessories

Seco offers a wide variety of operating accessories to ensure you get the most out of your tooling systems. Seco's range of setting accessories allow you to quickly and correctly set tools to ensure your application benefits from the full accuracy capabilities of your tooling and holder.

- Coolant tubes, Operating accessories, Sealing plugs and Pull studs
- Reduction sleeves, Collets for Collet chucks and Sealing rings
- Tool boy for assembly support and Control gauges

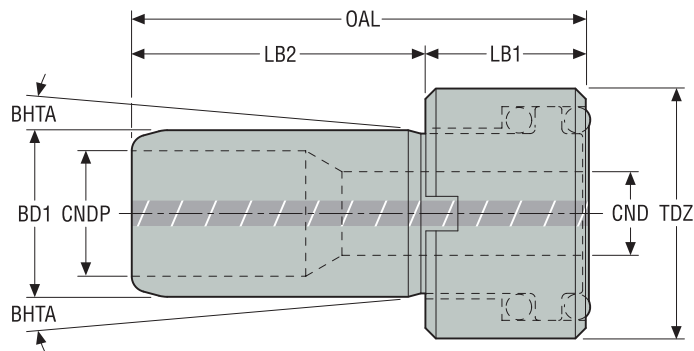
HSK coolant tubes, tube spanners and sealing plugs – Metric / Inch



- HSK-A to Seco-Capto holders are delivered with a specific coolant tube available as spare parts and need a specific coolant tube spanner, see product page(s) 303, 304-305, 306
- For ISO attribute explanation, see page 12

Description	Designation	Item number	For holders HSK Form A and E	LB1	LB2	KEY	CNT	TDZ	BHTA°
				mm Inch	mm Inch	mm Inch	mm		
Coolant tubes (1)	20E9301	00088814	HSK-A32 & HSK-E32	5,5 0.217	20,5 0.807	-	6	M10x1	1,0
	20E9302	00088815	HSK-A40 & HSK-E40	7,5 0.295	22,0 0.866	-	8	M12x1	1,0
	20E9303	00086740	HSK-A50 & HSK-E50	9,5 0.374	23,5 0.925	-	6	M16x1	1,0
	20E9304	00086741	HSK-A63 & HSK-E63	11,5 0.453	25,0 0.984	-	8	M18x1	1,0
	20E9306	00086742	HSK-A100 & HSK-E100	15,5 0.610	28,5 1.122	-	6	M24x1,5	1,0
	20E9307	00088816	HSK-A125	17,5 0.689	30,5 1.201	-	18	M30x1.5	1,0
	Coolant tube spanners (2)	03E9301	00088811	HSK-A32 & HSK-E32	-	-	-	-	-
03E9302		00088812	HSK-A40 & HSK-E40	-	-	-	-	-	-
03E9303		00069969	HSK-A50 & HSK-E50	-	-	-	-	-	-
03E9304		00069970	HSK-A63 & HSK-E63	-	-	-	-	-	-
03E9305		00032296	HSK-A80 & HSK-E80	-	-	-	-	-	-
03E9306		00084012	HSK-A100 & HSK-E100	-	-	-	-	-	-
5680094-07		03248614	HSK-A125	-	-	-	-	-	-
Sealing plugs (3)	02E9301	00031588	HSK-A32 & HSK-E32	5,0 0.197	-	3,0 0.118	-	M10x1	-
	02E9302	00031593	HSK-A40 & HSK-E40	7,0 0.276	-	4,0 0.157	-	M12x1	-
	02E9303	00001002	HSK-A50 & HSK-E50	9,0 0.354	-	5,0 0.197	-	M16x1	-
	02E9304	00010101	HSK-A63 & HSK-E63	11,0 0.433	-	6,0 0.236	-	M18x1	-
	02E9306	00014002	HSK-A100 & HSK-E100	15,0 0.591	-	10,0 0.394	-	M24x1,5	-
02E9307	00033649	HSK-A125	17,0 0.669	-	12,0 0.472	-	M30x1.5	-	

Accessories, coolant tubes for MQL1 – DIN 69090-3 – Metric / Inch



- For HSK coolant tube spanners, see page(s) 376
- For ISO attribute explanation, see page 12

Designation	Item number	For holders	CND		LB1		LB2		CNDP		BD1		OAL		TDZ	BHTA°	Weight	
			mm	Inch	mm	Inch	mm	Inch	mm	Inch	mm	Inch	mm	Inch			kg	lbs
20E9304	00086741	HSK-A63 & HSK-E63	8,0	0.315	11,5	0.453	25,0	0.984	8,0	0.315	12,0	0.472	36,5	1.437	M18x1	1,0	0,03	0.070
20E9306M1	03103663	HSK-A100	8,0	0.315	16,0	0.630	28,0	1.102	12,0	0.472	16,0	0.630	44,0	1.732	M24x1.5	1,0	0,1	0.220

Guide

HSK-A

HSK-E

DIN

BT JIS

CAT

Combimaster

Graflex

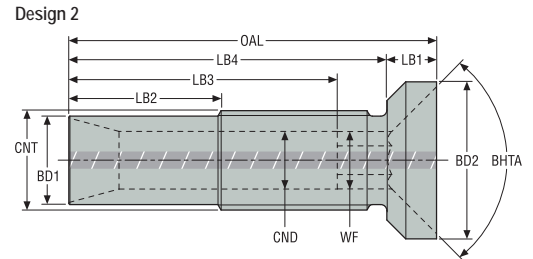
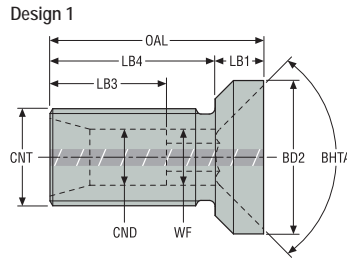
Seco-Capto™

Others

Operating & setting accessories

Shrinkfit

Accessories, stop screws for MQL1 – DIN 69090-3 – Metric / Inch



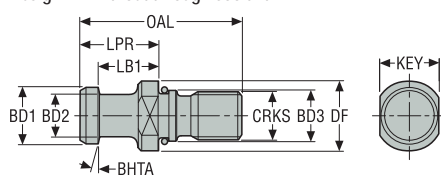
- With tapered contact surface for MQL tool according to DIN 69090-3
- For ISO attribute explanation, see page 12

Description	Designation	Item number	OAL	CND	LB4	LB3	LB2	LB1	BD2	BD1	WF	CNT	BHTA°	Design	Weight
			mm Inch	mm Inch	mm Inch	mm Inch	mm Inch	mm Inch	mm Inch	mm Inch	mm Inch				
Short	19MQL106S	02967758	17,0 0.669	3,0 0.118	15,5 0.610	12,0 0.472	-	1,5 0.059	5,8 0.228	-	2,5 0.098	M5	90,0	1	0,1 0.220
	19MQL108S	02967759	18,0 0.709	3,5 0.138	15,5 0.610	12,0 0.472	-	2,5 0.098	7,8 0.307	-	3,0 0.118	M6	90,0	1	0,1 0.220
	19MQL110S	02967760	18,0 0.709	4,7 0.185	15,0 0.591	12,0 0.472	-	3,0 0.118	9,8 0.386	-	4,0 0.157	M8x1	90,0	1	0,1 0.220
	19MQL112S	02967761	18,0 0.709	5,8 0.228	15,0 0.591	11,0 0.433	-	3,0 0.118	11,8 0.465	-	5,0 0.197	M10x1	90,0	1	0,1 0.220
	19MQL114S	02967762	19,5 0.768	5,8 0.228	15,5 0.610	12,5 0.492	-	4,0 0.157	13,8 0.543	-	5,0 0.197	M10x1	90,0	1	0,1 0.220
	19MQL116S	02967763	22,0 0.866	5,8 0.228	17,0 0.669	12,0 0.472	-	5,0 0.197	15,8 0.622	-	5,0 0.197	M10x1	90,0	1	0,1 0.220
	19MQL118S	02967764	22,0 0.866	5,8 0.228	16,0 0.630	12,0 0.472	-	6,0 0.236	17,8 0.701	-	5,0 0.197	M10x1	90,0	1	0,1 0.220
	19MQL120S	02967765	23,5 0.925	5,8 0.228	16,5 0.650	12,0 0.472	-	7,0 0.276	19,8 0.780	-	5,0 0.197	M10x1	90,0	1	0,1 0.220
	19MQL125S	02967766	27,5 1.083	5,8 0.228	18,0 0.709	13,0 0.512	-	9,5 0.374	24,8 0.976	-	5,0 0.197	M10x1	90,0	1	0,1 0.220
	19MQL132S	02967767	30,5 1.201	5,8 0.228	17,5 0.689	13,0 0.512	-	13,0 0.512	31,8 1.252	-	5,0 0.197	M10x1	90,0	1	0,1 0.220
Long	19MQL106L	02967768	34,0 1.339	3,0 0.118	32,5 1.280	30,0 1.181	15,0 0.591	1,5 0.059	5,8 0.228	4,1 0.161	2,5 0.098	M5x0.8	90,0	2	0,1 0.220
	19MQL108L	02967769	34,0 1.339	3,5 0.138	31,5 1.240	29,0 1.142	15,0 0.591	2,5 0.098	7,8 0.307	4,9 0.193	3,0 0.118	M6x1	90,0	2	0,1 0.220
	19MQL110L	02967770	35,0 1.378	4,7 0.185	32,0 1.260	28,0 1.102	15,0 0.591	3,0 0.118	9,8 0.386	6,9 0.272	4,0 0.157	M8x1	90,0	2	0,1 0.220
	19MQL112L	02967771	35,0 1.378	5,8 0.228	32,0 1.260	27,0 1.063	15,0 0.591	3,0 0.118	11,8 0.465	8,9 0.350	5,0 0.197	M10x1	90,0	2	0,1 0.220
	19MQL114L	02967772	35,5 1.398	5,8 0.228	31,5 1.240	26,0 1.024	15,5 0.610	4,0 0.157	13,8 0.543	8,9 0.350	5,0 0.197	M10x1	90,0	2	0,1 0.220
	19MQL116L	02967773	37,0 1.457	5,8 0.228	32,0 1.260	27,0 1.063	15,0 0.591	5,0 0.197	15,8 0.622	8,9 0.350	5,0 0.197	M10x1	90,0	2	0,1 0.220
	19MQL118L	02967774	37,5 1.476	5,8 0.228	31,5 1.240	26,0 1.024	15,5 0.610	6,0 0.236	17,8 0.701	8,9 0.350	5,0 0.197	M10x1	90,0	2	0,1 0.220
	19MQL120L	02967775	40,0 1.575	5,8 0.228	33,0 1.299	28,0 1.102	15,0 0.591	7,0 0.276	19,8 0.780	8,9 0.350	5,0 0.197	M10x1	90,0	2	0,1 0.220
	19MQL125L	02967776	44,0 1.732	5,8 0.228	34,5 1.358	29,0 1.142	15,0 0.591	9,5 0.374	24,8 0.976	8,9 0.350	5,0 0.197	M10x1	90,0	2	0,1 0.220
	19MQL132L	02967777	45,0 1.772	5,8 0.228	32,0 1.260	27,0 1.063	14,0 0.551	13,0 0.512	31,8 1.252	8,9 0.350	5,0 0.197	M10x1	90,0	2	0,1 0.220

ISO 7388-3/ DIN 69871

Pull studs ISO/ DIN – Metric / Inch

Design 1 = Without through coolant



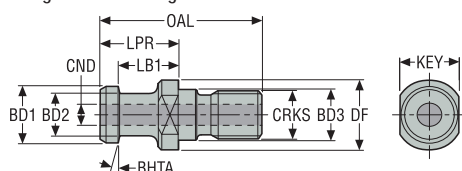
With chamfer



With radius



Design 2 = With through coolant



- * With external sealing ring
- ** With internal and external sealing rings
- For ISO attribute explanation, see page 12



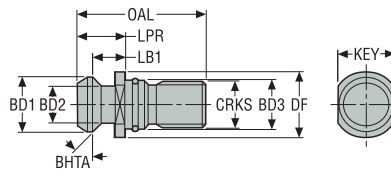
Designation	Item number	Machine side For taper	OAL	LPR	LB1	DF	BD3	BD2	BD1	CND	KEY	CRKS	* / **	BHTA [°]		Design	Weight	
			mm Inch	mm Inch	mm Inch	mm Inch	mm Inch	mm Inch	mm Inch	mm Inch	mm Inch	mm Inch		mm Inch	mm Inch			With chamfer
PS-I40-75-001	03119900	DIN 40	54,0 2.126	26,0 1.024	20,0 0.787	23,0 0.906	17,0 0.669	14,0 0.551	19,0 0.748	-	19,0 0.748	M16	*	■	15,0	1	0,1 0.220	
PS-I40C-75-001	03119899	DIN 40	54,0 2.126	26,0 1.024	20,0 0.787	23,0 0.906	17,0 0.669	14,0 0.551	19,0 0.748	7,0 0.276	19,0 0.748	M16		■	15,0	2	0,1 0.220	
PS-I40C-75-002	03119901	DIN 40	54,0 2.126	26,0 1.024	20,0 0.787	23,0 0.906	17,0 0.669	14,0 0.551	19,0 0.748	7,0 0.276	19,0 0.748	M16			■	15,0	2	0,1 0.220
PS-I40C-75-003	03119946	DIN 40	54,0 2.126	29,0 1.142	23,0 0.906	23,0 0.906	17,0 0.669	14,0 0.551	19,0 0.748	7,0 0.276	19,0 0.748	M16	**	■		15,0	2	0,1 0.220
PS-I50-75-001	03119903	DIN 50	74,0 2.913	34,0 1.339	25,0 0.984	36,0 1.417	25,0 0.984	21,0 0.827	28,0 1.102	-	30,0 1.181	M24	*	■	15,0	1	0,3 0.660	
PS-I50-75-002	03119944	DIN 50	74,0 2.913	34,0 1.339	25,0 0.984	36,0 1.417	25,0 0.984	21,0 0.827	28,0 1.102	-	30,0 1.181	M24	*		■	15,0	1	0,3 0.660
PS-I50-75-003	03119945	DIN 50	74,0 2.913	34,0 1.339	25,0 0.984	36,0 1.417	25,0 0.984	21,0 0.827	28,0 1.102	-	30,0 1.181	M24	*		■	15,0	1	0,3 0.660
PS-I50C-75-001	03119902	DIN 50	74,0 2.913	34,0 1.339	25,0 0.984	36,0 1.417	25,0 0.984	21,0 0.827	28,0 1.102	11,5 0.453	30,0 1.181	M24		■		15,0	2	0,3 0.660
PS-I50C-75-002	03119904	DIN 50	74,0 2.913	34,0 1.339	25,0 0.984	36,0 1.417	25,0 0.984	21,0 0.827	28,0 1.102	11,5 0.453	30,0 1.181	M24			■	15,0	2	0,3 0.660

Pull studs ISO/ DIN – Metric / Inch

ISO 7388-3/ DIN 69871



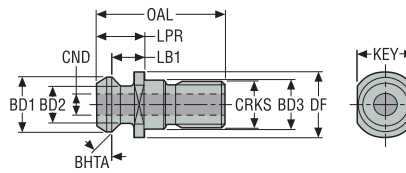
Design 1 = Without through coolant



With chamfer



Design 2 = With through coolant



With radius

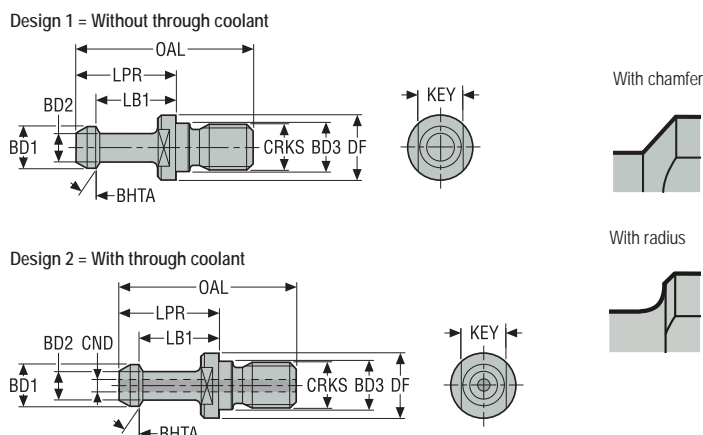


- * With external sealing ring
- ** With internal sealing ring
- For ISO attribute explanation, see page 12

Designation	Item number	Machine side For taper	OAL	LPR	LB1	DF	BD3	BD2	BD1	CND	KEY	CRKS	* / **	BHTA°	Design	Weight
			mm Inch	mm Inch	mm Inch	mm Inch	mm Inch	mm Inch	mm Inch	mm Inch	mm Inch					
PS-I40C-45-001	03119898	ISO 40	44,4 1.748	16,4 0.646	11,15 0.439	22,5 0.886	17,0 0.669	12,95 0.510	18,95 0.746	7,35 0.289	18,0 0.709	M16		45,0	2	0,1 0.220
PS-I40C-45-002	03119947	DIN 40	41,25 1.624	16,25 0.640	11,18 0.440	21,8 0.858	17,0 0.669	12,45 0.490	18,8 0.740	7,0 0.276	19,0 0.748	M16		45,0	2	0,1 0.220
PS-I40C-45-003	03119950	DIN 40	44,106 1.736	19,106 0.752	14,026 0.552	22,0 0.866	17,0 0.669	12,446 0.490	18,796 0.740	7,0 0.276	19,0 0.748	M16		45,0	2	0,1 0.220
PS-I50-45-001	03119897	ISO 50	65,55 2.581	25,55 1.006	17,95 0.707	37,0 1.457	25,0 0.984	19,6 0.772	29,1 1.146	-	30,0 1.181	M24	*	45,0	1	0,3 0.660
PS-I50C-45-001	03119896	ISO 50	65,55 2.581	25,55 1.006	17,95 0.707	37,0 1.457	25,0 0.984	19,6 0.772	29,1 1.146	11,5 0.453	30,0 1.181	M24		45,0	2	0,2 0.440
PS-I50C-45-003	03119949	DIN 50	65,4 2.575	25,4 1.000	17,78 0.700	36,56 1.439	25,0 0.984	20,828 0.820	28,956 1.140	10,0 0.394	30,15 1.187	M24		45,0	2	0,2 0.440
PS-I50C-45-004	03119948	DIN 50	65,4 2.575	25,4 1.000	17,78 0.700	36,56 1.439	25,0 0.984	20,828 0.820	28,956 1.140	10,0 0.394	30,15 1.187	M24	**	45,0	2	0,2 0.440

ISO 7388-3/ JIS B 6339

Pull studs ISO/ BT JIS – Metric / Inch



- * With external sealing ring
- ** With internal and external sealing rings
- For ISO attribute explanation, see page 12

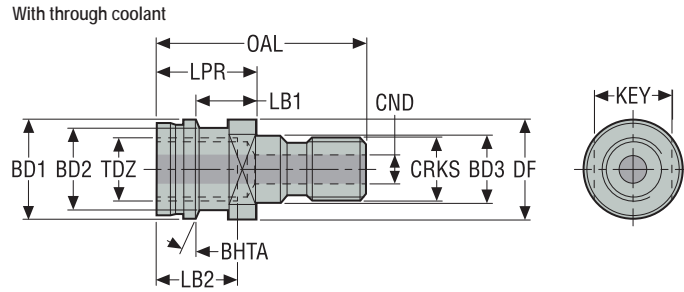


Designation	Item number	Machine side For taper	OAL	LPR	LB1	DF	BD3	BD2	BD1	CND	KEY	CRKS	* / **	BHTA°		Design	Weight
			mm Inch	mm Inch	mm Inch	mm Inch	mm Inch	mm Inch	mm Inch	mm Inch	mm Inch	mm Inch	mm Inch	mm Inch	With chamfer		
PS-B30-45-001	03119886	BT 30	43,0 1.693	23,0 0.906	18,0 0.709	16,5 0.650	12,5 0.492	7,0 0.276	11,0 0.433	-	13,0 0.512	M12		■	45,0	1	0,1 0.220
PS-B30-60-001	03119889	BT 30	43,0 1.693	23,0 0.906	18,0 0.709	16,5 0.650	12,5 0.492	7,0 0.276	11,0 0.433	-	13,0 0.512	M12		■	30,0	1	0,1 0.220
PS-B30C-45-001	03119887	BT 30	43,0 1.693	23,0 0.906	18,0 0.709	16,5 0.650	12,5 0.492	7,0 0.276	11,0 0.433	3,0 0.118	13,0 0.512	M12		■	45,0	2	0,1 0.220
PS-B30C-45-003	03119939	BT 30	43,0 1.693	23,0 0.906	18,0 0.709	16,5 0.650	12,5 0.492	8,0 0.315	11,0 0.433	4,0 0.157	13,0 0.512	M12	*	■	45,0	2	0,1 0.220
PS-B30C-60-001	03119890	BT 30	43,0 1.693	23,0 0.906	18,0 0.709	16,5 0.650	12,5 0.492	7,0 0.276	11,0 0.433	3,0 0.118	13,0 0.512	M12		■	30,0	2	0,1 0.220
PS-B30C-60-002	03119891	BT 30	43,0 1.693	23,0 0.906	18,0 0.709	16,5 0.650	12,5 0.492	7,5 0.295	11,0 0.433	3,0 0.118	13,0 0.512	M12		■	30,0	2	0,1 0.220
PS-B40-45-001	03119894	BT 40	60,0 2.362	35,0 1.378	28,0 1.102	23,0 0.906	17,0 0.669	10,0 0.394	15,0 0.591	-	19,0 0.748	M16		■	45,0	1	0,1 0.220
PS-B40-60-001	03119906	BT 40	60,0 2.362	35,0 1.378	28,0 1.102	23,0 0.906	17,0 0.669	10,0 0.394	15,0 0.591	-	19,0 0.748	M16		■	30,0	1	0,1 0.220
PS-B40-90-001	03119884	BT 40	60,0 2.362	35,0 1.378	28,0 1.102	23,0 0.906	17,0 0.669	10,0 0.394	15,0 0.591	-	19,0 0.748	M16		■	0,0	1	0,1 0.220
PS-B40C-45-001	03119895	BT 40	60,0 2.362	35,0 1.378	28,0 1.102	23,0 0.906	17,0 0.669	10,0 0.394	15,0 0.591	3,0 0.118	19,0 0.748	M16		■	45,0	2	0,1 0.220
PS-B40C-60-001	03119930	BT 40	60,0 2.362	35,0 1.378	28,0 1.102	23,0 0.906	17,0 0.669	10,0 0.394	15,0 0.591	3,0 0.118	19,0 0.748	M16		■	30,0	2	0,1 0.220
PS-B40C-90-001	03119885	BT 40	60,0 2.362	35,0 1.378	28,0 1.102	23,0 0.906	17,0 0.669	10,0 0.394	15,0 0.591	3,0 0.118	19,0 0.748	M16		■	0,0	2	0,1 0.220
PS-B50-45-001	03119931	BT 50	85,0 3.346	45,0 1.772	35,0 1.378	38,0 1.496	25,0 0.984	17,0 0.669	23,0 0.906	-	30,0 1.181	M24		■	45,0	1	0,3 0.660
PS-B50-45-002	03119983	BT 50	84,8 3.339	45,0 1.772	35,0 1.378	34,8 1.370	25,0 0.984	16,9 0.665	23,0 0.906	-	30,1 1.185	M24		■	45,0	1	0,3 0.660
PS-B50-90-001	03119934	BT 50	85,0 3.346	45,0 1.772	35,0 1.378	38,0 1.496	25,0 0.984	17,0 0.669	23,0 0.906	-	30,0 1.181	M24		■	0,0	1	0,3 0.660
PS-B50C-45-001	03119932	BT 50	85,0 3.346	45,0 1.772	35,0 1.378	38,0 1.496	25,0 0.984	17,0 0.669	23,0 0.906	8,5 0.335	30,0 1.181	M24		■	45,0	2	0,3 0.660
PS-B50C-60-001	03119938	BT 50	85,0 3.346	45,0 1.772	35,0 1.378	38,0 1.496	25,0 0.984	17,0 0.669	23,0 0.906	9,5 0.374	30,0 1.181	M24		■	30,0	2	0,3 0.660
PS-B50C-90-001	03119933	BT 50	71,0 2.795	31,0 1.220	23,0 0.906	36,0 1.417	25,0 0.984	18,0 0.709	24,0 0.945	6,0 0.236	30,0 1.181	M24		■	0,0	2	0,3 0.660
PS-B50C-90-002	03119935	BT 50	85,0 3.346	45,0 1.772	35,0 1.378	38,0 1.496	25,0 0.984	17,0 0.669	23,0 0.906	8,0 0.315	30,0 1.181	M24		■	0,0	2	0,3 0.660

Guide
HSK-A
HSK-E
DIN
BT JIS
CAT
Combimaster
Grafix
Seco-Capto™
Others
Operating & setting accessories
Shrinkfit

Pull studs DIN – Metric / Inch

DIN 69871/ DIN 2080



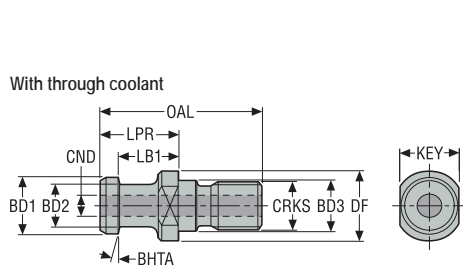
• For ISO attribute explanation, see page 12

Designation	Item number	Machine side For taper	OAL	LPR	LB1	DF	BD3	BD2	BD1	CND	KEY	CRKS	TDZ	BHTA [°]	Weight
			mm <i>Inch</i>	mm <i>Inch</i>	mm <i>Inch</i>	mm <i>Inch</i>	mm <i>Inch</i>	mm <i>Inch</i>	mm <i>Inch</i>	mm <i>Inch</i>	mm <i>Inch</i>	mm <i>Inch</i>	mm <i>Inch</i>	mm <i>Inch</i>	kg <i>lbs</i>
PS-B40C-75-001	03119936	CAT/DIN 40, DIN 2080 compatible	53,1 <i>2.091</i>	25,1 <i>0.988</i>	13,7 <i>0.539</i>	25,3 <i>0.996</i>	17,0 <i>0.669</i>	21,1 <i>0.831</i>	25,3 <i>0.996</i>	7,35 <i>0.289</i>	18,0 <i>0.709</i>	M16	M16	15,0	0,1 <i>0.220</i>

- Guide
- HSK-A
- HSK-E
- DIN
- BT JIS
- CAT
- Combimaster
- Graflex
- Seco-Capto™
- Others
- Operating & setting accessories
- Shrinkfit

JIS B 6339

Pull studs BT JIS – Metric / Inch



With chamfer



With radius



- * With external sealing ring
- ** With internal and external sealing rings
- For ISO attribute explanation, see page 12

Designation	Item number	Machine side For taper	OAL	LPR	LB1	DF	BD3	BD2	BD1	CND	KEY	CRKS	* / **		BHTA°	Design	Weight
													With chamfer	With radius			
PS-B40C-75-002	03119940	BT 40	54,0 2.126	29,0 1.142	23,0 0.906	23,0 0.906	17,0 0.669	14,0 0.551	19,0 0.748	7,0 0.276	19,0 0.748	M16		■	15,0	2	0,1 0.220
PS-B40C-75-003	03119987	BT40	54,0 2.126	26,0 1.024	20,0 0.787	23,0 0.906	17,0 0.669	13,9 0.547	19,0 0.748	7,0 0.276	18,8 0.740	M16	■		15,0	1	0,2 0.440
PS-B50C-75-001	03119973	BT 50	74,0 2.913	34,0 1.339	25,0 0.984	38,0 1.496	25,0 0.984	21,0 0.827	28,0 1.102	11,5 0.453	30,0 1.181	M24		■	15,0	2	0,3 0.660

Guide

HSK-A

HSK-E

DIN

BT JIS

CAT

Combimaster

Graflex

Seco-Capto™

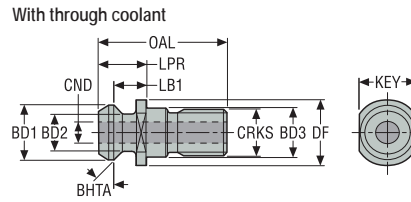
Others

Operating & setting accessories

Shrinkfit

Pull studs DIN/ CAT-V – Metric / Inch

ANSI B5-50



With chamfer



With radius



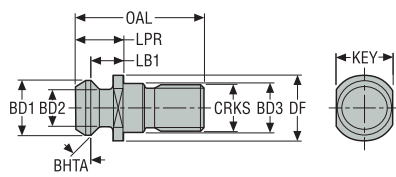
- * With external sealing ring
- ** With internal and external sealing rings
- For ISO attribute explanation, see page 12

Designation	Item number	Machine side For taper	OAL	LPR	LB1	DF	BD3	BD2	BD1	CND	KEY	CRKS	* / **	BHTA°	Design	Weight
			mm Inch	mm Inch	mm Inch	mm Inch	mm Inch	mm Inch	mm Inch	mm Inch	mm Inch					
PS-V40C-45-001	03119892	DIN/CAT 40, ANSI B5-50 metric thread	38,0 1.496	16,25 0.640	11,0 0.433	22,0 0.866	17,0 0.669	12,8 0.504	18,8 0.740	7,5 0.295	17,8 0.701	M16		45,0	2	0,1 0.220
PS-V50C-45-001	03119893	DIN/CAT 50, ANSI B5-50 metric thread	58,4 2.299	25,4 1.000	17,8 0.701	36,5 1.437	17,0 0.669	19,45 0.766	29,0 1.142	11,5 0.453	30,0 1.181	M24		45,0	2	0,2 0.440

Guide
HSK-A
HSK-E
DIN
BT JIS
CAT
Combimaster
Graflex
Seco-Capto™
Others
Operating & setting accessories
Shrinkfit

Pull studs CAT-V – Inch

Design 1 = Without through coolant



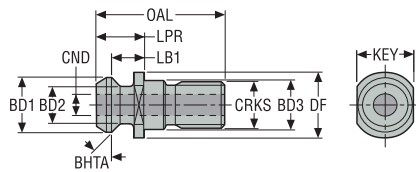
With chamfer



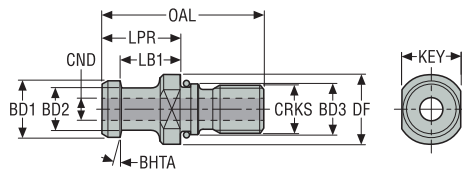
With radius



Design 2 = With through coolant



Design 3 = With through coolant



- * With external sealing ring
- ** With internal and external sealing rings
- For ISO attribute explanation, see page 12

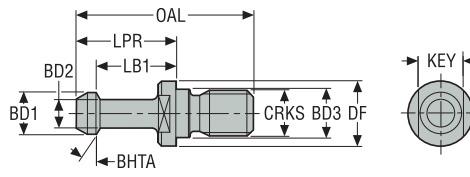


Designation	Item number	Machine side For taper	OAL	LPR	LB1	DF	BD3	BD2	BD1	CND	KEY	CRKS	* / **	BHTA°		Design	Weight
														With chamfer	With radius		
			Inch	Inch	Inch	Inch	Inch	Inch	Inch	Inch	Inch	Inch					lbs
PS-V40-45-003	03119989	CAT 40	1.681	0.642	0.441	0.929	0.642	0.488	0.740	-	0.744	5/8-11 UNC		■	45,0	1	1.540
PS-V40C-45-002	03119960	CAT 40	1.500	0.642	0.441	0.929	-	0.488	0.740	0.280	0.744	5/8-11 UNC		■	45,0	2	0.220
PS-V40C-45-004	03119963	CAT 40	1.626	0.642	0.441	0.929	-	0.488	0.740	0.236	0.744	5/8-11 UNC		■	45,0	2	0.440
PS-V40C-45-005	03119965	CAT 40	1.650	0.642	0.441	0.929	0.669	0.492	0.740	0.280	0.752	M16		■	45,0	2	0.440
PS-V40C-45-007	03119977	CAT 40	1.500	0.642	0.441	0.929	-	0.492	0.740	0.280	0.744	M16		■	45,0	2	0.220
PS-V40C-45-009	03119981	CAT 40	1.681	0.642	0.441	0.929	0.642	0.488	0.740	0.280	0.744	5/8-11 UNC		■	45,0	2	1.320
PS-V40C-75-001	03119964	CAT 40	2.063	1.024	0.787	0.906	0.642	0.547	0.744	0.276	0.740	5/8-11 UNC		■	15,0	3	0.220
PS-V40C-75-002	03119979	CAT 40	2.008	1.028	0.791	0.906	0.642	0.547	0.744	0.236	0.740	5/8-11 UNC	*	■	15,0	3	0.660
PS-V50C-45-002	03119967	CAT 50	2.299	1.000	0.701	1.429	-	0.819	1.142	0.469	1.252	1-8 UNC		■	45,0	2	0.440
PS-V50C-45-005	03119970	CAT 50	2.299	1.000	0.701	1.429	1.031	0.819	1.142	0.469	1.252	1-8 UNC		■	45,0	2	0.440
PS-V50C-45-006	03119972	CAT 50	2.579	1.000	0.701	1.429	0.984	0.819	1.142	0.469	1.252	M24		■	45,0	2	0.440
PS-V50C-45-007	03119974	CAT 50	2.539	1.000	0.701	1.429	1.031	0.819	1.142	0.280	1.252	1-8 UNC		■	45,0	2	1.100
PS-V50C-45-008	03119976	CAT 50	3.142	1.780	1.386	1.496	0.984	0.665	0.906	0.252	1.181	1-8 UNC	*	■	45,0	3	0.660
PS-V50C-60-001	03119971	CAT 50	3.248	1.772	1.378	1.496	1.024	0.669	0.906	0.236	1.181	1-8 UNC	*	■	30,0	3	0.660

Pull studs CAT-V – Inch



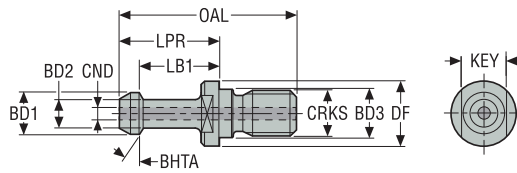
Design 1 = Without through coolant



With chamfer



Design 2 = With through coolant



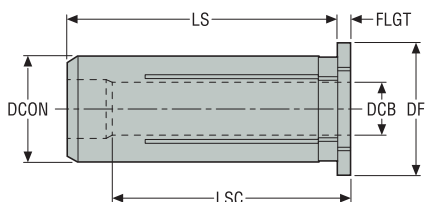
With radius



- * With external sealing ring
- ** With internal and external sealing rings
- For ISO attribute explanation, see page 12

Designation	Item number	Machine side For taper	OAL	LPR	LB1	DF	BD3	BD2	BD1	CND	KEY	CRKS	* / **	BHTA°	Design	Weight
			<i>Inch</i>	<i>Inch</i>	<i>Inch</i>	<i>Inch</i>	<i>Inch</i>	<i>Inch</i>	<i>Inch</i>	<i>Inch</i>	<i>Inch</i>	<i>Inch</i>				
PS-V40-45-001	03119956	CAT 40	2.252	1.272	0.988	0.941	0.614	0.394	0.591	-	0.744	5/8-11 UNC		45,0	1	0.440
PS-V40-45-002	03119957	CAT 40	2.303	1.264	0.988	0.941	0.642	0.394	0.591	-	0.744	5/8-11 UNC		45,0	1	0.220
PS-V40-45-004	03119990	CAT 40	2.264	1.264	1.000	0.909	-	0.394	0.591	-	0.744	5/8-11 UNC		45,0	1	0.440
PS-V40-90-001	03119958	CAT 40	2.315	1.276	0.988	0.858	0.642	0.390	0.587	-	0.689	5/8-11 UNC		0,0	1	1.760
PS-V40C-45-003	03119961	CAT 40	2.307	1.272	0.988	0.858	0.642	0.390	0.587	0.157	0.689	5/8-11 UNC		45,0	2	0.440
PS-V40C-45-008	03119980	CAT 40	2.303	1.264	0.988	0.941	0.642	0.394	0.591	0.197	0.744	5/8-11 UNC		45,0	2	0.220
PS-V40C-45-010	03119986	CAT 40	2.252	1.264	0.988	0.933	0.669	0.394	0.587	0.173	0.744	M16		45,0	2	0.440
PS-V40C-75-004	03119988	CAT 40	2.122	1.024	0.787	0.906	0.642	0.547	0.744	0.236	0.740	5/8-11 UNC		15,0	2	1.760
PS-V50C-45-003	03119968	CAT 50	3.331	1.787	1.374	1.370	1.031	0.661	0.898	0.252	1.185	1-8 UNC		45,0	2	0.660

HC 5832 – Reduction sleeves for hydraulic chucks – Metric / Inch



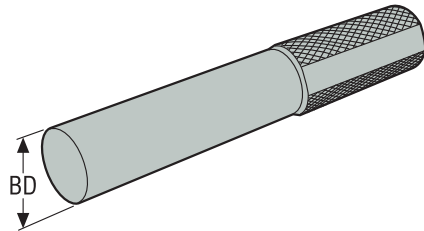
- Nominal clamping diameter only (no clamping range): tool shank tolerance h6 maximum
- For ISO attribute explanation, see page 12

Designation	Item number	Machine side		Workpiece side		LS	FLGT	DF	LSC
		DCON		DCB					
		mm	Inch	mm	Inch	mm	mm	mm	mm
05F58321203	00032443	12,0	0.472	3,0	0.118	40,0	4,0	16,0	29,0
05F58321204	00032444	12,0	0.472	4,0	0.157	40,0	4,0	16,0	29,0
05F58321205	00032446	12,0	0.472	5,0	0.197	40,0	4,0	16,0	29,0
05F58321206	00032447	12,0	0.472	6,0	0.236	40,0	4,0	16,0	36,0
05F58321208	00032450	12,0	0.472	8,0	0.315	40,0	4,0	16,0	37,0
05F58321210	00032451	12,0	0.472	10,0	0.394	40,0	4,0	16,0	40,0
05F58322003	00078028	20,0	0.787	3,0	0.118	50,0	4,0	25,0	28,0
05F58322004	00078029	20,0	0.787	4,0	0.157	50,0	4,0	25,0	28,0
05F58322005	00078030	20,0	0.787	5,0	0.197	50,0	4,0	25,0	28,0
05F58322006	00096490	20,0	0.787	6,0	0.236	50,0	4,0	25,0	36,0
05F58322008	00096491	20,0	0.787	8,0	0.315	50,0	4,0	25,0	37,0
05F58322010	00097984	20,0	0.787	10,0	0.394	50,0	4,0	25,0	40,0
05F58322012	00096434	20,0	0.787	12,0	0.472	50,0	4,0	25,0	45,0
05F58322014	00067244	20,0	0.787	14,0	0.551	50,0	4,0	25,0	45,0
05F58322016	00097985	20,0	0.787	16,0	0.630	50,0	4,0	25,0	48,0
05F58323206	00032452	32,0	1.260	6,0	0.236	60,0	4,0	36,0	36,0
05F58323208	00032456	32,0	1.260	8,0	0.315	60,0	4,0	36,0	36,0
05F58323210	00032458	32,0	1.260	10,0	0.394	60,0	4,0	36,0	40,0
05F58323212	00032459	32,0	1.260	12,0	0.472	60,0	4,0	36,0	45,0
05F58323214	00032460	32,0	1.260	14,0	0.551	60,0	4,0	36,0	46,0
05F58323216	00096492	32,0	1.260	16,0	0.630	60,0	4,0	36,0	48,0
05F58323218	00096493	32,0	1.260	18,0	0.709	60,0	4,0	36,0	49,0

Guide
 HSK-A
 HSK-E
 DIN
 BT JIS
 CAT
 Combimaster
 Graflex
 Seco-Capto™
 Others
 Operating & setting accessories
 Shrinkfit

	Designation	Item number	Machine side	Workpiece side	LS	FLGT	DF	LSC
			DCON	DCB				
Guide			mm <i>Inch</i>	mm <i>Inch</i>	mm <i>Inch</i>	mm <i>Inch</i>	mm <i>Inch</i>	mm <i>Inch</i>
		05F58323220	00081624	32,0 <i>1.260</i>	20,0 <i>0.787</i>	60,0 <i>2.362</i>	4,0 <i>0.157</i>	36,0 <i>1.417</i>
HSK-A	05F58323225	00096494	32,0 <i>1.260</i>	25,0 <i>0.984</i>	60,0 <i>2.362</i>	4,0 <i>0.157</i>	36,0 <i>1.417</i>	56,0 <i>2.205</i>
HSK-E								
DIN								
BT JIS								
CAT								
Combimaster								
Graflex								
Seco-Capto™								
Others								
Operating & setting accessories								
Shrinkfit								

HC 5832 – Control gauges for hydraulic chucks – Metric / Inch



- Control gauges to check chuck's clamping capability, see Guide page(s) 25
- For ISO attribute explanation, see page 12

Designation	Item number	BD	
		mm	Inch
CA583206	00053503	6,0	0.236
CA583208	00053504	8,0	0.315
CA583210	00053508	10,0	0.394
CA583212	00053509	12,0	0.472
CA583214	00001238	14,0	0.551
CA583216	00053525	16,0	0.630
CA583218	00053526	18,0	0.709
CA583220	00053527	20,0	0.787
CA583225	00053528	25,0	0.984
CA583232	00053529	32,0	1.260

Guide

HSK-A

HSK-E

DIN

BT JIS

CAT

Combimaster

Graflex

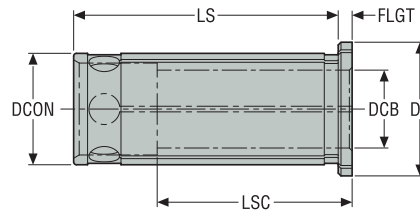
Seco-Capto™

Others

Operating & setting accessories

Shrinkfit

Reduction sleeves for Power milling chucks – Metric / Inch

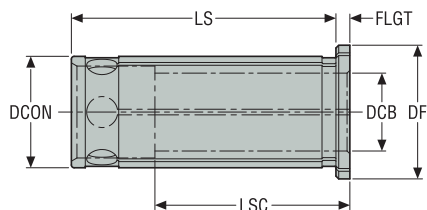


- Nominal clamping diameter only (no clamping range); tool shank tolerance h6 maximum
- For ISO attribute explanation, see page 12

Designation	Item number	Machine side		Workpiece side		LS	FLGT	DF	LSC
		DCON	DCB	DCON	DCB				
		mm <i>Inch</i>	mm <i>Inch</i>	mm <i>Inch</i>	mm <i>Inch</i>	mm <i>Inch</i>	mm <i>Inch</i>	mm <i>Inch</i>	mm <i>Inch</i>
05FPMC2006	03211223	20,0 <i>0.787</i>	6,0 <i>0.236</i>	47,5 <i>1.870</i>	2,5 <i>0.098</i>	24,0 <i>0.945</i>	30,0 <i>1.181</i>		
05FPMC2008	03211224	20,0 <i>0.787</i>	8,0 <i>0.315</i>	47,5 <i>1.870</i>	2,5 <i>0.098</i>	24,0 <i>0.945</i>	32,0 <i>1.260</i>		
05FPMC2010	03211225	20,0 <i>0.787</i>	10,0 <i>0.394</i>	47,5 <i>1.870</i>	2,5 <i>0.098</i>	24,0 <i>0.945</i>	35,0 <i>1.378</i>		
05FPMC2012	03211226	20,0 <i>0.787</i>	12,0 <i>0.472</i>	47,5 <i>1.870</i>	2,5 <i>0.098</i>	24,0 <i>0.945</i>	35,0 <i>1.378</i>		
05FPMC2014	03211227	20,0 <i>0.787</i>	14,0 <i>0.551</i>	47,5 <i>1.870</i>	2,5 <i>0.098</i>	24,0 <i>0.945</i>	35,0 <i>1.378</i>		
05FPMC2016	03211228	20,0 <i>0.787</i>	16,0 <i>0.630</i>	47,5 <i>1.870</i>	2,5 <i>0.098</i>	24,0 <i>0.945</i>	40,0 <i>1.575</i>		
05FPMC3210	03211229	32,0 <i>1.260</i>	10,0 <i>0.394</i>	60,5 <i>2.382</i>	2,5 <i>0.098</i>	36,0 <i>1.417</i>	35,0 <i>1.378</i>		
05FPMC3212	03211230	32,0 <i>1.260</i>	12,0 <i>0.472</i>	60,5 <i>2.382</i>	2,5 <i>0.098</i>	36,0 <i>1.417</i>	40,0 <i>1.575</i>		
05FPMC3214	03211231	32,0 <i>1.260</i>	14,0 <i>0.551</i>	60,5 <i>2.382</i>	2,5 <i>0.098</i>	36,0 <i>1.417</i>	40,0 <i>1.575</i>		
05FPMC3216	03211232	32,0 <i>1.260</i>	16,0 <i>0.630</i>	60,5 <i>2.382</i>	2,5 <i>0.098</i>	36,0 <i>1.417</i>	40,0 <i>1.575</i>		
05FPMC3218	03211233	32,0 <i>1.260</i>	18,0 <i>0.709</i>	60,5 <i>2.382</i>	2,5 <i>0.098</i>	36,0 <i>1.417</i>	44,0 <i>1.732</i>		
05FPMC3220	03211234	32,0 <i>1.260</i>	20,0 <i>0.787</i>	60,5 <i>2.382</i>	2,5 <i>0.098</i>	36,0 <i>1.417</i>	44,0 <i>1.732</i>		
05FPMC3225	03211235	32,0 <i>1.260</i>	25,0 <i>0.984</i>	60,5 <i>2.382</i>	2,5 <i>0.098</i>	36,0 <i>1.417</i>	48,0 <i>1.890</i>		

Guide
 HSK-A
 HSK-E
 DIN
 BT JIS
 CAT
 Combimaster
 Graflex
 Seco-Capto™
 Others
 Operating & setting accessories
 Shrinkfit

Reduction sleeves for Power milling chucks – Inch



- Nominal clamping diameter only (no clamping range): tool shank tolerance h6 maximum
- For ISO attribute explanation, see page 12

Designation	Item number	Machine side DCON	Workpiece side DCB	LS	FLGT	DF	LSC
		<i>Inch</i>	<i>Inch</i>	<i>Inch</i>	<i>Inch</i>	<i>Inch</i>	<i>Inch</i>
05FPMC075006	03211245	0.750	0.236	1.870	0.098	0.945	1.181
05FPMC07500250	03211256	0.750	0.250	1.870	0.098	0.945	1.181
05FPMC075008	03211246	0.750	0.315	1.870	0.098	0.945	1.260
05FPMC07500375	03211257	0.750	0.375	1.870	0.098	0.945	1.378
05FPMC075010	03211247	0.750	0.394	1.870	0.098	0.945	1.378
05FPMC075012	03211248	0.750	0.472	1.870	0.098	0.945	1.378
05FPMC07500500	03211258	0.750	0.500	1.870	0.098	0.945	1.378
05FPMC07500625	03211259	0.750	0.625	1.870	0.098	0.945	1.575
05FPMC075016	03211249	0.750	0.630	1.870	0.098	0.945	1.575
05FPMC200250	03211236	0.787	0.250	1.870	0.098	0.945	1.181
05FPMC200375	03211237	0.787	0.375	1.870	0.098	0.945	1.378
05FPMC200500	03211238	0.787	0.500	1.870	0.098	0.945	1.378
05FPMC200625	03211239	0.787	0.625	1.870	0.098	0.945	1.575
05FPMC12500375	03211260	1.250	0.375	2.382	0.098	1.417	1.378
05FPMC125010	03211250	1.250	0.394	2.382	0.098	1.417	1.378
05FPMC125012	03211251	1.250	0.472	2.382	0.098	1.417	1.575
05FPMC12500500	03211261	1.250	0.500	2.382	0.098	1.417	1.575
05FPMC12500625	03211262	1.250	0.625	2.382	0.098	1.417	1.575
05FPMC125016	03211252	1.250	0.630	2.382	0.098	1.417	1.575
05FPMC125018	03211253	1.250	0.709	2.382	0.098	1.417	1.732
05FPMC12500750	03211263	1.250	0.750	2.382	0.098	1.417	1.732
05FPMC125020	03211254	1.250	0.787	2.382	0.098	1.417	1.732
05FPMC125025	03211255	1.250	0.984	2.382	0.098	1.417	1.890
05FPMC12501000	03211264	1.250	1.000	2.382	0.098	1.417	1.890
05FPMC320375	03211240	1.260	0.375	2.382	0.098	1.417	1.378
05FPMC320500	03211241	1.260	0.500	2.382	0.098	1.417	1.575
05FPMC320625	03211242	1.260	0.625	2.382	0.098	1.417	1.575
05FPMC320750	03211243	1.260	0.750	2.382	0.098	1.417	1.732
05FPMC321000	03211244	1.260	1.000	2.382	0.098	1.417	1.890

Guide

HSK-A

HSK-E

DIN

BT JIS

CAT

Combimaster

Grafifex

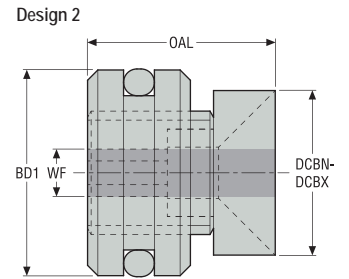
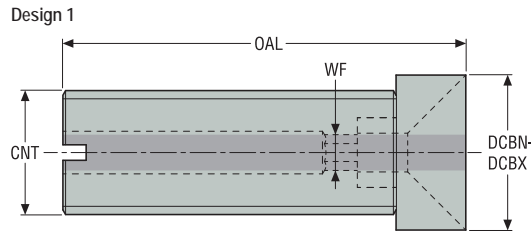
Seco-Capto™

Others

Operating & setting accessories

Shrinkfit

Stop screws for through coolant, for Power milling chucks – Metric / Inch



- For reliable coolant flow for tools with coolant through channel(s)
- Select the suitable screw in the 'Stop screws for through coolant' selection chart
- For ISO attribute explanation, see page 12

Designation	Item number	DCBN	DCBX	OAL	BD1	WF	CNT	Design
		mm <i>Inch</i>	mm <i>Inch</i>	mm <i>Inch</i>	mm <i>Inch</i>	mm <i>Inch</i>		
19BPMC2001A	03211273	6,0 <i>0.236</i>	12,0 <i>0.472</i>	21,5 <i>0.846</i>	20,0 <i>0.787</i>	4,0 <i>0.157</i>	-	2
19BPMC2001B	03211274	14,0 <i>0.551</i>	20,0 <i>0.787</i>	18,0 <i>0.709</i>	20,0 <i>0.787</i>	4,0 <i>0.157</i>	-	2
19BPMC2002A	03211275	6,0 <i>0.236</i>	12,0 <i>0.472</i>	35,5 <i>1.398</i>	-	4,0 <i>0.157</i>	M16	1
19BPMC2002B	03211276	14,0 <i>0.551</i>	20,0 <i>0.787</i>	27,5 <i>1.083</i>	-	4,0 <i>0.157</i>	M16	1
19BPMC3201A	03211277	6,0 <i>0.236</i>	12,0 <i>0.472</i>	37,5 <i>1.476</i>	32,0 <i>1.260</i>	4,0 <i>0.157</i>	-	2
19BPMC3201B	03211278	14,0 <i>0.551</i>	20,0 <i>0.787</i>	31,0 <i>1.220</i>	32,0 <i>1.260</i>	4,0 <i>0.157</i>	-	2
19BPMC3201C	03211279	25,0 <i>0.984</i>	32,0 <i>1.260</i>	28,5 <i>1.122</i>	32,0 <i>1.260</i>	4,0 <i>0.157</i>	-	2
19BPMC3203A	03211280	6,0 <i>0.236</i>	12,0 <i>0.472</i>	55,5 <i>2.185</i>	-	4,0 <i>0.157</i>	M16	1
19BPMC3203B	03211281	14,0 <i>0.551</i>	20,0 <i>0.787</i>	52,0 <i>2.047</i>	-	4,0 <i>0.157</i>	M16	1
19BPMC3203C	03211282	25,0 <i>0.984</i>	32,0 <i>1.260</i>	37,5 <i>1.476</i>	-	4,0 <i>0.157</i>	M16	1
19BPMC3204A	03211283	6,0 <i>0.236</i>	12,0 <i>0.472</i>	77,5 <i>3.051</i>	-	4,0 <i>0.157</i>	M16	1
19BPMC3204B	03211284	14,0 <i>0.551</i>	20,0 <i>0.787</i>	74,0 <i>2.913</i>	-	4,0 <i>0.157</i>	M16	1
19BPMC3204C	03211285	25,0 <i>0.984</i>	32,0 <i>1.260</i>	58,5 <i>2.303</i>	-	4,0 <i>0.157</i>	M16	1

Selection chart for Stop screws for coolant through, for Power milling chucks:
selection is according to PMC \varnothing size used, taper type and tool shank diameter.

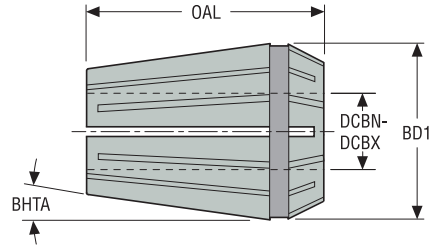
PMC \varnothing size	Taper type	Tool shank \varnothing	Designation Screw	Item number
20	HSK63 / HSK 100 / C6 / C8	6 - 8 - 10 - 12	19BPMC2001A	03211273
		14 - 16 - 18 - 20	19BPMC2001B	03211274
	DIN 40 / DIN 50 / BT40 / BT 50	6 - 8 - 10 - 12	19BPMC2002A	03211275
		14 - 16 - 18 - 20	19BPMC2002B	03211276
32	HSK63 / HSK 100 / C6 / C8	6 - 8 - 10 - 12	19BPMC3201A	03211277
		14 - 16 - 18 - 20	19BPMC3201B	03211278
		25 - 32	19BPMC3201C	03211279
	DIN 40 / BT 40	6 - 8 - 10 - 12	19BPMC3203A	03211280
		14 - 16 - 18 - 20	19BPMC3203B	03211281
		25 - 32	19BPMC3203C	03211282
	DIN 50 / BT 50	6 - 8 - 10 - 12	19BPMC3204A	03211283
		14 - 16 - 18 - 20	19BPMC3204B	03211284
25 - 32		19BPMC3204C	03211285	

PMC \varnothing size	Taper type	Tool shank \varnothing	Designation Screw	Item number
3/4	HSK63 / HSK 100	1/4 - 3/8	19BPMC190505D	03211287
		1/2 - 5/8	19BPMC190505E	03211288
	CAT 40 / CAT 50	1/4 - 3/8	19BPMC190506D	03211289
		1/2 - 5/8	19BPMC190506E	03211290
1-1/4	HSK63 / HSK 100	3/8 - 1/2	19BPMC317505F	03211291
		5/8 - 3/4	19BPMC317505G	03211292
		1 - 1-1/4	19BPMC317505H	03211293
	CAT 40 / CAT 50	3/8 - 1/2	19BPMC317506F	03211294
		5/8 - 3/4	19BPMC317506G	03211295
		1 - 1-1/4	19BPMC317506H	03211296

Guide
HSK-A
HSK-E
DIN
BT JIS
CAT
Combimaster
Graflex
Seco-Capto™
Others
Operating & setting accessories
Shrinkfit

ERHP 5672 – ER HP collets, not sealed – Metric / Inch

ISO 15488-B



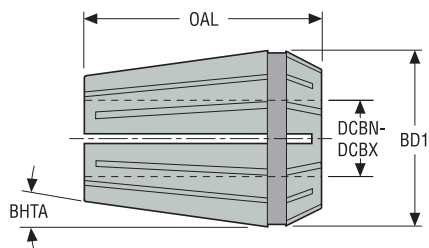
- Run-out 3 µm maximum at 3 x ØDCBN-DCBX when assembled on a HP collet chuck, ERHP 5672
- Nominal clamping diameter only (no clamping range): tool shank tolerance h10 maximum
- For ISO attribute explanation, see page 12

Designation	Item number	Machine side Chuck size	Workpiece side Collet bore size DCBN-DCBX		OAL	BD1	BHTA°
			mm	Inch			
56721101	02882782	HP 11	1,0	0.039	18,0	11,5	8,0
567211015	02882783	HP 11	1,5	0.059	18,0	11,5	8,0
56721102	02882784	HP 11	2,0	0.079	18,0	11,5	8,0
567211025	02882785	HP 11	2,5	0.098	18,0	11,5	8,0
56721103	02882786	HP 11	3,0	0.118	18,0	11,5	8,0
567211035	02882787	HP 11	3,5	0.138	18,0	11,5	8,0
56721104	02882788	HP 11	4,0	0.157	18,0	11,5	8,0
567211045	02882789	HP 11	4,5	0.177	18,0	11,5	8,0
56721105	02882791	HP 11	5,0	0.197	18,0	11,5	8,0
567211055	02882792	HP 11	5,5	0.217	18,0	11,5	8,0
56721106	02882793	HP 11	6,0	0.236	18,0	11,5	8,0
567211065	02882794	HP 11	6,5	0.256	18,0	11,5	8,0
56721107	02882795	HP 11	7,0	0.276	18,0	11,5	8,0
56721601	02828312	HP 16	1,0	0.039	27,5	17,0	8,0
567216015	02828313	HP 16	1,5	0.059	27,5	17,0	8,0
56721602	02828314	HP 16	2,0	0.079	27,5	17,0	8,0
567216025	02828315	HP 16	2,5	0.098	27,5	17,0	8,0
56721603	02828316	HP 16	3,0	0.118	27,5	17,0	8,0
567216035	02828317	HP 16	3,5	0.138	27,5	17,0	8,0
56721604	02828318	HP 16	4,0	0.157	27,5	17,0	8,0
567216045	02828319	HP 16	4,5	0.177	27,5	17,0	8,0

Designation	Item number	Machine side Chuck size	Workpiece side Collet bore size DCBN-DCBX		BD1	BHTA°	
			mm <i>Inch</i>	mm <i>Inch</i>			
56721605	02828320	HP 16	5,0 <i>0.197</i>	27,5 <i>1.083</i>	17,0 <i>0.669</i>	8,0	Guide
567216055	02828321	HP 16	5,5 <i>0.217</i>	27,5 <i>1.083</i>	17,0 <i>0.669</i>	8,0	HSK-A
56721606	02828322	HP 16	6,0 <i>0.236</i>	27,5 <i>1.083</i>	17,0 <i>0.669</i>	8,0	
567216065	02828323	HP 16	6,5 <i>0.256</i>	27,5 <i>1.083</i>	17,0 <i>0.669</i>	8,0	HSK-E
56721607	02828324	HP 16	7,0 <i>0.276</i>	27,5 <i>1.083</i>	17,0 <i>0.669</i>	8,0	
567216075	02828325	HP 16	7,5 <i>0.295</i>	27,5 <i>1.083</i>	17,0 <i>0.669</i>	8,0	HSK-E
56721608	02828326	HP 16	8,0 <i>0.315</i>	27,5 <i>1.083</i>	17,0 <i>0.669</i>	8,0	
567216085	02828327	HP 16	8,5 <i>0.335</i>	27,5 <i>1.083</i>	17,0 <i>0.669</i>	8,0	DIN
56721609	02828328	HP 16	9,0 <i>0.354</i>	27,5 <i>1.083</i>	17,0 <i>0.669</i>	8,0	
567216095	02828329	HP 16	9,5 <i>0.374</i>	27,5 <i>1.083</i>	17,0 <i>0.669</i>	8,0	DIN
56721610	02828330	HP 16	10,0 <i>0.394</i>	27,5 <i>1.083</i>	17,0 <i>0.669</i>	8,0	
56722502	02828342	HP 25	2,0 <i>0.079</i>	34,0 <i>1.339</i>	26,0 <i>1.024</i>	8,0	BT JIS
567225025	02828343	HP 25	2,5 <i>0.098</i>	34,0 <i>1.339</i>	26,0 <i>1.024</i>	8,0	
56722503	02828344	HP 25	3,0 <i>0.118</i>	34,0 <i>1.339</i>	26,0 <i>1.024</i>	8,0	CAT
567225035	02828345	HP 25	3,5 <i>0.138</i>	34,0 <i>1.339</i>	26,0 <i>1.024</i>	8,0	
56722504	02828346	HP 25	4,0 <i>0.157</i>	34,0 <i>1.339</i>	26,0 <i>1.024</i>	8,0	Combimaster
567225045	02828347	HP 25	4,5 <i>0.177</i>	34,0 <i>1.339</i>	26,0 <i>1.024</i>	8,0	
56722505	02828348	HP 25	5,0 <i>0.197</i>	34,0 <i>1.339</i>	26,0 <i>1.024</i>	8,0	Grafiflex
567225055	02828349	HP 25	5,5 <i>0.217</i>	34,0 <i>1.339</i>	26,0 <i>1.024</i>	8,0	
56722506	02828350	HP 25	6,0 <i>0.236</i>	34,0 <i>1.339</i>	26,0 <i>1.024</i>	8,0	Seco-Capto™
567225065	02828351	HP 25	6,5 <i>0.256</i>	34,0 <i>1.339</i>	26,0 <i>1.024</i>	8,0	
56722507	02828352	HP 25	7,0 <i>0.276</i>	34,0 <i>1.339</i>	26,0 <i>1.024</i>	8,0	Others
567225075	02828353	HP 25	7,5 <i>0.295</i>	34,0 <i>1.339</i>	26,0 <i>1.024</i>	8,0	
56722508	02828354	HP 25	8,0 <i>0.315</i>	34,0 <i>1.339</i>	26,0 <i>1.024</i>	8,0	Others
567225085	02828355	HP 25	8,5 <i>0.335</i>	34,0 <i>1.339</i>	26,0 <i>1.024</i>	8,0	
56722509	02828356	HP 25	9,0 <i>0.354</i>	34,0 <i>1.339</i>	26,0 <i>1.024</i>	8,0	Others
567225095	02828357	HP 25	9,5 <i>0.374</i>	34,0 <i>1.339</i>	26,0 <i>1.024</i>	8,0	
56722510	02828358	HP 25	10,0 <i>0.394</i>	34,0 <i>1.339</i>	26,0 <i>1.024</i>	8,0	Others
56722511	02828359	HP 25	11,0 <i>0.433</i>	34,0 <i>1.339</i>	26,0 <i>1.024</i>	8,0	
56722512	02828360	HP 25	12,0 <i>0.472</i>	34,0 <i>1.339</i>	26,0 <i>1.024</i>	8,0	Operating & setting accessories
56722513	02828361	HP 25	13,0 <i>0.512</i>	34,0 <i>1.339</i>	26,0 <i>1.024</i>	8,0	
56722514	02828362	HP 25	14,0 <i>0.551</i>	34,0 <i>1.339</i>	26,0 <i>1.024</i>	8,0	Shrinkfit
56722515	02828363	HP 25	15,0 <i>0.591</i>	34,0 <i>1.339</i>	26,0 <i>1.024</i>	8,0	
56722516	02828364	HP 25	16,0 <i>0.630</i>	34,0 <i>1.339</i>	26,0 <i>1.024</i>	8,0	Shrinkfit

Guide	Designation	Item number	Machine side Chuck size	Workpiece side Collet bore size DCBN-DCBX		OAL	BD1	BHTA°
				mm <i>Inch</i>	mm <i>Inch</i>			
HSK-A	56723202	02828366	HP 32	2,0 <i>0.079</i>	40,0 <i>1.575</i>	33,0 <i>1.299</i>	8,0	
	56723203	02828367	HP 32	3,0 <i>0.118</i>	40,0 <i>1.575</i>	33,0 <i>1.299</i>	8,0	
	56723204	02828368	HP 32	4,0 <i>0.157</i>	40,0 <i>1.575</i>	33,0 <i>1.299</i>	8,0	
HSK-E	56723205	02828369	HP 32	5,0 <i>0.197</i>	40,0 <i>1.575</i>	33,0 <i>1.299</i>	8,0	
	56723206	02828370	HP 32	6,0 <i>0.236</i>	40,0 <i>1.575</i>	33,0 <i>1.299</i>	8,0	
	56723207	02828371	HP 32	7,0 <i>0.276</i>	40,0 <i>1.575</i>	33,0 <i>1.299</i>	8,0	
DIN	56723208	02828372	HP 32	8,0 <i>0.315</i>	40,0 <i>1.575</i>	33,0 <i>1.299</i>	8,0	
	56723209	02828373	HP 32	9,0 <i>0.354</i>	40,0 <i>1.575</i>	33,0 <i>1.299</i>	8,0	
	56723210	02828374	HP 32	10,0 <i>0.394</i>	40,0 <i>1.575</i>	33,0 <i>1.299</i>	8,0	
BT JIS	56723211	02828375	HP 32	11,0 <i>0.433</i>	40,0 <i>1.575</i>	33,0 <i>1.299</i>	8,0	
	56723212	02828376	HP 32	12,0 <i>0.472</i>	40,0 <i>1.575</i>	33,0 <i>1.299</i>	8,0	
	56723213	02828377	HP 32	13,0 <i>0.512</i>	40,0 <i>1.575</i>	33,0 <i>1.299</i>	8,0	
CAT	56723214	02828378	HP 32	14,0 <i>0.551</i>	40,0 <i>1.575</i>	33,0 <i>1.299</i>	8,0	
	56723215	02828379	HP 32	15,0 <i>0.591</i>	40,0 <i>1.575</i>	33,0 <i>1.299</i>	8,0	
	56723216	02828380	HP 32	16,0 <i>0.630</i>	40,0 <i>1.575</i>	33,0 <i>1.299</i>	8,0	
Combimaster	56723217	02828381	HP 32	17,0 <i>0.669</i>	40,0 <i>1.575</i>	33,0 <i>1.299</i>	8,0	
	56723218	02828382	HP 32	18,0 <i>0.709</i>	40,0 <i>1.575</i>	33,0 <i>1.299</i>	8,0	
	56723219	02828383	HP 32	19,0 <i>0.748</i>	40,0 <i>1.575</i>	33,0 <i>1.299</i>	8,0	
Others	56723220	02828384	HP 32	20,0 <i>0.787</i>	40,0 <i>1.575</i>	33,0 <i>1.299</i>	8,0	
Operating & setting accessories								
Shrinkfit								

ERHP 5672 – ER HP collets, not sealed – Inch



- Run-out 3 µm maximum at 3 x ØDCBN-DCBX when assembled on a HP collet chuck, ERHP 5672
- Nominal clamping diameter only (no clamping range): tool shank tolerance h10 maximum
- For ISO attribute explanation, see page 12

Designation	Item number	Machine side Chuck size	Workpiece side	OAL	BD1	BHTA°
			Collet bore size DCBN-DCBX			
			<i>Inch</i>	<i>Inch</i>	<i>Inch</i>	
5672110158	02882796	HP 11	0.062	0.709	0.453	8,0
5672110317	02882797	HP 11	0.125	0.709	0.453	8,0
5672110476	02882798	HP 11	0.188	0.709	0.453	8,0
5672110635	02882799	HP 11	0.250	0.709	0.453	8,0
5672160317	02828385	HP 16	0.125	1.083	0.669	8,0
5672160476	02828386	HP 16	0.188	1.083	0.669	8,0
5672160635	02828417	HP 16	0.250	1.083	0.669	8,0
5672160952	02828428	HP 16	0.375	1.083	0.669	8,0
5672250317	02828429	HP 25	0.125	1.339	1.024	8,0
5672250476	02828434	HP 25	0.188	1.339	1.024	8,0
5672250635	02828435	HP 25	0.250	1.339	1.024	8,0
5672250793	02828436	HP 25	0.313	1.339	1.024	8,0
5672250952	02828446	HP 25	0.375	1.339	1.024	8,0
567225127	02828387	HP 25	0.500	1.339	1.024	8,0
5672320317	02828448	HP 32	0.125	1.575	1.299	8,0
5672320635	02828452	HP 32	0.250	1.575	1.299	8,0
5672320952	02828453	HP 32	0.375	1.575	1.299	8,0
567232127	02828388	HP 32	0.500	1.575	1.299	8,0
5672321587	02828455	HP 32	0.625	1.575	1.299	8,0
5672321905	02828456	HP 32	0.750	1.575	1.299	8,0

Guide

HSK-A

HSK-E

DIN

BT JIS

CAT

Combimaster

Graflex

Seco-Capto™

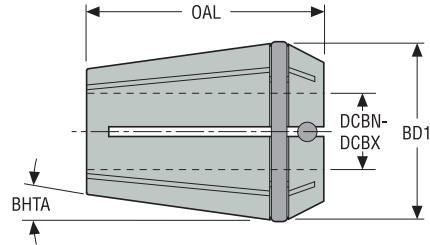
Others

Operating & setting accessories

Shrinkfit

ERHP 5672 – ER HP collets, sealed – Metric / Inch

ISO 15488-A



- Run-out 3 µm maximum at 3 x ØDCBN-DCBX when assembled on a HP collet chuck, ERHP 5672
- Nominal clamping diameter only (no clamping range): tool shank tolerance h8 maximum
- For ISO attribute explanation, see page 12

Designation	Item number	Machine side Chuck size	Workpiece side Collet bore size DCBN-DCBX		OAL	BD1	BHTA*
			mm	Inch			
5672S1103	02892583	HP 11	3,0	0.118	18,0	11,5	8,0
5672S1104	02892584	HP 11	4,0	0.157	18,0	11,5	8,0
5672S1105	02892585	HP 11	5,0	0.197	18,0	11,5	8,0
5672S1106	02892586	HP 11	6,0	0.236	18,0	11,5	8,0
5672S1603	02845288	HP 16	3,0	0.118	27,5	17,0	8,0
5672S1604	02845289	HP 16	4,0	0.157	27,5	17,0	8,0
5672S1605	02845290	HP 16	5,0	0.197	27,5	17,0	8,0
5672S1606	02845291	HP 16	6,0	0.236	27,5	17,0	8,0
5672S1607	02845292	HP 16	7,0	0.276	27,5	17,0	8,0
5672S1608	02845293	HP 16	8,0	0.315	27,5	17,0	8,0
5672S1609	02845294	HP 16	9,0	0.354	27,5	17,0	8,0
5672S1610	02845295	HP 16	10,0	0.394	27,5	17,0	8,0
5672S2503	02845297	HP 25	3,0	0.118	34,0	26,0	8,0
5672S2504	02845298	HP 25	4,0	0.157	34,0	26,0	8,0
5672S2505	02845299	HP 25	5,0	0.197	34,0	26,0	8,0
5672S2506	02845300	HP 25	6,0	0.236	34,0	26,0	8,0
5672S2507	02845301	HP 25	7,0	0.276	34,0	26,0	8,0
5672S2508	02845302	HP 25	8,0	0.315	34,0	26,0	8,0
5672S2509	02845303	HP 25	9,0	0.354	34,0	26,0	8,0
5672S2510	02845304	HP 25	10,0	0.394	34,0	26,0	8,0
5672S2511	02845305	HP 25	11,0	0.433	34,0	26,0	8,0

Designation	Item number	Machine side Chuck size	Workpiece side Collet bore size DCBN-DCBX		OAL	BD1	BHTA°	
			mm <i>Inch</i>	mm <i>Inch</i>				
5672S2512	02845306	HP 25	12,0 <i>0.472</i>	34,0 <i>1.339</i>	26,0 <i>1.024</i>	8,0		Guide
5672S2513	02845307	HP 25	13,0 <i>0.512</i>	34,0 <i>1.339</i>	26,0 <i>1.024</i>	8,0		HSK-A
5672S2514	02845308	HP 25	14,0 <i>0.551</i>	34,0 <i>1.339</i>	26,0 <i>1.024</i>	8,0		HSK-E
5672S2515	02845309	HP 25	15,0 <i>0.591</i>	34,0 <i>1.339</i>	26,0 <i>1.024</i>	8,0		HSK-E
5672S2516	02845310	HP 25	16,0 <i>0.630</i>	34,0 <i>1.339</i>	26,0 <i>1.024</i>	8,0		HSK-E
5672S3203	02845314	HP 32	3,0 <i>0.118</i>	40,0 <i>1.575</i>	33,0 <i>1.299</i>	8,0		DIN
5672S3204	02845315	HP 32	4,0 <i>0.157</i>	40,0 <i>1.575</i>	33,0 <i>1.299</i>	8,0		DIN
5672S3205	02845316	HP 32	5,0 <i>0.197</i>	40,0 <i>1.575</i>	33,0 <i>1.299</i>	8,0		DIN
5672S3206	02845317	HP 32	6,0 <i>0.236</i>	40,0 <i>1.575</i>	33,0 <i>1.299</i>	8,0		DIN
5672S3207	02845318	HP 32	7,0 <i>0.276</i>	40,0 <i>1.575</i>	33,0 <i>1.299</i>	8,0		DIN
5672S3208	02845319	HP 32	8,0 <i>0.315</i>	40,0 <i>1.575</i>	33,0 <i>1.299</i>	8,0		DIN
5672S3209	02845320	HP 32	9,0 <i>0.354</i>	40,0 <i>1.575</i>	33,0 <i>1.299</i>	8,0		BT JIS
5672S3210	02845321	HP 32	10,0 <i>0.394</i>	40,0 <i>1.575</i>	33,0 <i>1.299</i>	8,0		BT JIS
5672S3211	02845322	HP 32	11,0 <i>0.433</i>	40,0 <i>1.575</i>	33,0 <i>1.299</i>	8,0		BT JIS
5672S3212	02845323	HP 32	12,0 <i>0.472</i>	40,0 <i>1.575</i>	33,0 <i>1.299</i>	8,0		CAT
5672S3213	02845324	HP 32	13,0 <i>0.512</i>	40,0 <i>1.575</i>	33,0 <i>1.299</i>	8,0		CAT
5672S3214	02845325	HP 32	14,0 <i>0.551</i>	40,0 <i>1.575</i>	33,0 <i>1.299</i>	8,0		CAT
5672S3215	02845326	HP 32	15,0 <i>0.591</i>	40,0 <i>1.575</i>	33,0 <i>1.299</i>	8,0		Combimaster
5672S3216	02845327	HP 32	16,0 <i>0.630</i>	40,0 <i>1.575</i>	33,0 <i>1.299</i>	8,0		Combimaster
5672S3217	02845328	HP 32	17,0 <i>0.669</i>	40,0 <i>1.575</i>	33,0 <i>1.299</i>	8,0		Combimaster
5672S3218	02845329	HP 32	18,0 <i>0.709</i>	40,0 <i>1.575</i>	33,0 <i>1.299</i>	8,0		Graflex
5672S3219	02845330	HP 32	19,0 <i>0.748</i>	40,0 <i>1.575</i>	33,0 <i>1.299</i>	8,0		Graflex
5672S3220	02845331	HP 32	20,0 <i>0.787</i>	40,0 <i>1.575</i>	33,0 <i>1.299</i>	8,0		Graflex

Guide

HSK-A

HSK-E

DIN

BT JIS

CAT

Combimaster

Graflex

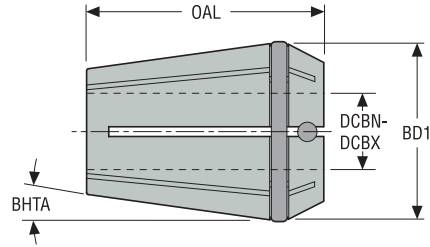
Seco-Capto™

Others

Operating & setting accessories

Shrinkfit

ERHP 5672 – ER HP collets, sealed – Inch



- Run-out 3 µm maximum at 3 x ØDCBN-DCBX when assembled on a HP collet chuck, ERHP 5672
- Nominal clamping diameter only (no clamping range): tool shank tolerance h8 maximum
- For ISO attribute explanation, see page 12

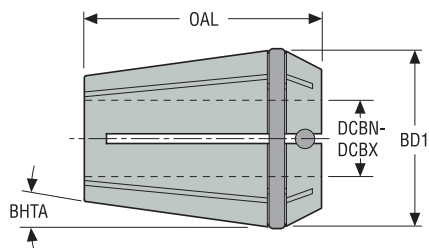
Designation	Item number	Machine side Chuck size	Workpiece side	OAL	BD1	BHTA°
			Collet bore size DCBN-DCBX			
			<i>Inch</i>	<i>Inch</i>	<i>Inch</i>	
5672S110317	02892587	HP 11	0.125	0.709	0.453	8,0
5672S110476	02892588	HP 11	0.188	0.709	0.453	8,0
5672S110635	02892589	HP 11	0.250	0.709	0.453	8,0
5672S160317	02845332	HP 16	0.125	1.083	0.669	8,0
5672S160476	02845333	HP 16	0.188	1.083	0.669	8,0
5672S160635	02845334	HP 16	0.250	1.083	0.669	8,0
5672S160793	02845335	HP 16	0.313	1.083	0.669	8,0
5672S160952	02845336	HP 16	0.375	1.083	0.669	8,0
5672S250317	02845337	HP 25	0.125	1.339	1.024	8,0
5672S250476	02845338	HP 25	0.188	1.339	1.024	8,0
5672S250635	02845339	HP 25	0.250	1.339	1.024	8,0
5672S250793	02845340	HP 25	0.313	1.339	1.024	8,0
5672S250952	02845341	HP 25	0.375	1.339	1.024	8,0
5672S25127	02845342	HP 25	0.500	1.339	1.024	8,0
5672S251587	02845343	HP 25	0.625	1.339	1.024	8,0
5672S320317	02845344	HP 32	0.125	1.575	1.299	8,0
5672S320476	02845345	HP 32	0.188	1.575	1.299	8,0
5672S320635	02845346	HP 32	0.250	1.575	1.299	8,0
5672S320793	02845347	HP 32	0.313	1.575	1.299	8,0
5672S320952	02845348	HP 32	0.375	1.575	1.299	8,0
5672S32127	02845349	HP 32	0.500	1.575	1.299	8,0
5672S321587	02845350	HP 32	0.625	1.575	1.299	8,0
5672S321905	02845351	HP 32	0.750	1.575	1.299	8,0

Operating & setting accessories

Shrinkfit

ISO 15488-B

ERHP 5672 – ER HP collets with coolant supply channels towards the tool – Metric / Inch

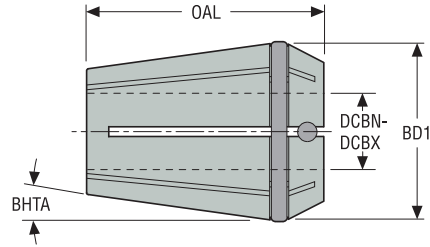


- Run-out 3 µm maximum at 3 x ØDCBN-DCBX when assembled on a HP collet chuck, ERHP 5672
- Nominal clamping diameter only (no clamping range): tool shank tolerance h8 maximum
- For ISO attribute explanation, see page 12

Designation	Item number	Machine side Chuck size	Workpiece side Collet bore size DCBN-DCBX		BD1	BHTA°
			mm Inch	mm Inch		
5672S1604L	03070197	HP 16	4,0 0.157	27,5 1.083	17,0 0.669	8,0
5672S1606L	03070198	HP 16	6,0 0.236	27,5 1.083	17,0 0.669	8,0
5672S1608L	03070199	HP 16	8,0 0.315	27,5 1.083	17,0 0.669	8,0
5672S2504L	03070200	HP 25	4,0 0.157	34,0 1.339	26,0 1.024	8,0
5672S2506L	03070201	HP 25	6,0 0.236	34,0 1.339	26,0 1.024	8,0
5672S2508L	03070202	HP 25	8,0 0.315	34,0 1.339	26,0 1.024	8,0
5672S2510L	03070203	HP 25	10,0 0.394	34,0 1.339	26,0 1.024	8,0
5672S2512L	03070204	HP 25	12,0 0.472	34,0 1.339	26,0 1.024	8,0
5672S2514L	03070205	HP 25	14,0 0.551	34,0 1.339	26,0 1.024	8,0
5672S3204L	03070206	HP 32	4,0 0.157	40,0 1.575	33,0 1.299	8,0
5672S3206L	03070207	HP 32	6,0 0.236	40,0 1.575	33,0 1.299	8,0
5672S3208L	03070208	HP 32	8,0 0.315	40,0 1.575	33,0 1.299	8,0
5672S3210L	03070209	HP 32	10,0 0.394	40,0 1.575	33,0 1.299	8,0
5672S3212L	03070210	HP 32	12,0 0.472	40,0 1.575	33,0 1.299	8,0
5672S3214L	03070211	HP 32	14,0 0.551	40,0 1.575	33,0 1.299	8,0
5672S3216L	03070212	HP 32	16,0 0.630	40,0 1.575	33,0 1.299	8,0
5672S3218L	03070213	HP 32	18,0 0.709	40,0 1.575	33,0 1.299	8,0
5672S3220L	03070214	HP 32	20,0 0.787	40,0 1.575	33,0 1.299	8,0

Guide
HSK-A
HSK-E
DIN
BT JIS
CAT
Combimaster
Graflex
Seco-Capto™
Others
Operating & setting accessories
Shrinkfit

ERHP 5672 – ER HP collets with coolant supply channels towards the tool – Inch



- Run-out 3 µm maximum at 3 x ØDCBN-DCBX when assembled on a HP collet chuck, ERHP 5672
- Nominal clamping diameter only (no clamping range): tool shank tolerance h8 maximum
- For ISO attribute explanation, see page 12

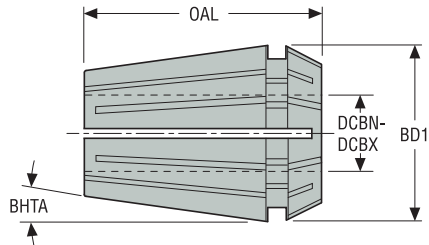
	Designation	Item number	Machine side Chuck size	Workpiece side	OAL	BD1	BHTA°
				Collet bore size DCBN-DCBX			
				<i>Inch</i>	<i>Inch</i>	<i>Inch</i>	
BT JIS	5672S160317L	03070215	HP 16	0.125	1.083	0.669	8,0
	5672S160476L	03070216	HP 16	0.187	1.083	0.669	8,0
	5672S160635L	03070217	HP 16	0.250	1.083	0.669	8,0
CAT	5672S250317L	03070219	HP 25	0.125	1.339	1.024	8,0
	5672S250476L	03070220	HP 25	0.187	1.339	1.024	8,0
	5672S250635L	03070221	HP 25	0.250	1.339	1.024	8,0
	5672S250793L	03070222	HP 25	0.312	1.339	1.024	8,0
	5672S250952L	03070223	HP 25	0.375	1.339	1.024	8,0
Combimaster	5672S251111L	03070225	HP 25	0.437	1.339	1.024	8,0
	5672S25127L	03070226	HP 25	0.500	1.339	1.024	8,0
	5672S251428L	03070227	HP 25	0.562	1.339	1.024	8,0
Grafiflex	5672S320317L	03070228	HP 32	0.125	1.575	1.299	8,0
	5672S320476L	03070229	HP 32	0.187	1.575	1.299	8,0
	5672S320635L	03070230	HP 32	0.250	1.575	1.299	8,0
	5672S320793L	03070231	HP 32	0.312	1.575	1.299	8,0
	5672S320952L	03070232	HP 32	0.375	1.575	1.299	8,0
Seco-Capto™	5672S321111L	03070233	HP 32	0.437	1.575	1.299	8,0
	5672S32127L	03070234	HP 32	0.500	1.575	1.299	8,0
	5672S321428L	03070235	HP 32	0.562	1.575	1.299	8,0
	5672S321587L	03070236	HP 32	0.625	1.575	1.299	8,0
	5672S321746L	03070237	HP 32	0.687	1.575	1.299	8,0
Others	5672S321905L	03070238	HP 32	0.750	1.575	1.299	8,0

Operating & setting accessories

Shrinkfit

ISO 15488-B

ER 5880 – ER collets – Metric / Inch



- Run-out 10 µm maximum at 3 x ∅DCBN-DCBX when assembled on an ER collet chuck, ER 5675
- Clamping range -0,5 or -1 mm
- For ISO attribute explanation, see page 12

Designation	Item number	Machine side Chuck size	Clamping range		OAL	BD1	BHTA°
			DCBN	DCBX			
			mm	mm	mm	mm	
			Inch	Inch	Inch	Inch	
58800801	75042144	ER 08	0,5 0.020	1,0 0.039	13,5 0.531	8,5 0.335	8,0
588008015	75042145	ER 08	1,0 0.039	1,5 0.059	13,5 0.531	8,5 0.335	8,0
58800802	75042146	ER 08	1,5 0.059	2,0 0.079	13,5 0.531	8,5 0.335	8,0
588008025	75042147	ER 08	2,0 0.079	2,5 0.098	13,5 0.531	8,5 0.335	8,0
58800803	75042148	ER 08	2,5 0.098	3,0 0.118	13,5 0.531	8,5 0.335	8,0
588008035	75042149	ER 08	3,0 0.118	3,5 0.138	13,5 0.531	8,5 0.335	8,0
58800804	75042151	ER 08	3,5 0.138	4,0 0.157	13,5 0.531	8,5 0.335	8,0
588008045	75042152	ER 08	4,0 0.157	4,5 0.177	13,5 0.531	8,5 0.335	8,0
58800805	75042153	ER 08	4,5 0.177	5,0 0.197	13,5 0.531	8,5 0.335	8,0
58801101	75042154	ER 11	0,5 0.020	1,0 0.039	18,0 0.709	11,3 0.445	8,0
588011015	75042155	ER 11	1,0 0.039	1,5 0.059	18,0 0.709	11,3 0.445	8,0
58801102	75042156	ER 11	1,5 0.059	2,0 0.079	18,0 0.709	11,3 0.445	8,0
588011025	75042157	ER 11	2,0 0.079	2,5 0.098	18,0 0.709	11,3 0.445	8,0
58801103	75042158	ER 11	2,5 0.098	3,0 0.118	18,0 0.709	11,3 0.445	8,0
588011035	75042159	ER 11	3,0 0.118	3,5 0.138	18,0 0.709	11,3 0.445	8,0
58801104	75042161	ER 11	3,5 0.138	4,0 0.157	18,0 0.709	11,3 0.445	8,0
588011045	75042163	ER 11	4,0 0.157	4,5 0.177	18,0 0.709	11,3 0.445	8,0
58801105	75042164	ER 11	4,5 0.177	5,0 0.197	18,0 0.709	11,3 0.445	8,0
588011055	75042165	ER 11	5,0 0.197	5,5 0.217	18,0 0.709	11,3 0.445	8,0
58801106	75042166	ER 11	5,5 0.217	6,0 0.236	18,0 0.709	11,3 0.445	8,0
588011065	75042167	ER 11	6,0 0.236	6,5 0.256	18,0 0.709	11,3 0.445	8,0
58801107	75042168	ER 11	6,5 0.256	7,0 0.276	18,0 0.709	11,3 0.445	8,0

Guide

HSK-A

HSK-E

DIN

BT JIS

CAT

Combimaster

Grafiflex

Seco-Capto™

Others

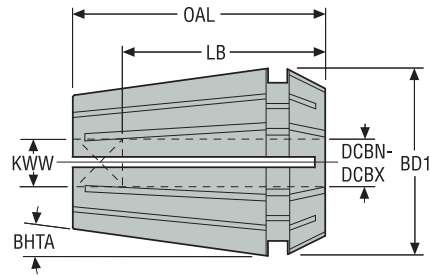
Operating & setting accessories

Shrinkfit

Guide	Designation	Item number	Machine side Chuck size	DCBN	DCBX	OAL	BD1	BHTA°
				mm <i>Inch</i>	mm <i>Inch</i>	mm <i>Inch</i>	mm <i>Inch</i>	
	58801601	75042062	ER 16	0,5 <i>0.020</i>	1,0 <i>0.039</i>	27,0 <i>1.063</i>	17,0 <i>0.669</i>	8,0
HSK-A	58801602	75042064	ER 16	1,5 <i>0.059</i>	2,0 <i>0.079</i>	27,0 <i>1.063</i>	17,0 <i>0.669</i>	8,0
	58801603	75042065	ER 16	2,0 <i>0.079</i>	3,0 <i>0.118</i>	27,0 <i>1.063</i>	17,0 <i>0.669</i>	8,0
	58801604	75042066	ER 16	3,0 <i>0.118</i>	4,0 <i>0.157</i>	27,0 <i>1.063</i>	17,0 <i>0.669</i>	8,0
HSK-E	58801605	75042067	ER 16	4,0 <i>0.157</i>	5,0 <i>0.197</i>	27,0 <i>1.063</i>	17,0 <i>0.669</i>	8,0
	58801606	75042068	ER 16	5,0 <i>0.197</i>	6,0 <i>0.236</i>	27,0 <i>1.063</i>	17,0 <i>0.669</i>	8,0
	58801607	75042073	ER 16	6,0 <i>0.236</i>	7,0 <i>0.276</i>	27,0 <i>1.063</i>	17,0 <i>0.669</i>	8,0
DIN	58801608	75042074	ER 16	7,0 <i>0.276</i>	8,0 <i>0.315</i>	27,0 <i>1.063</i>	17,0 <i>0.669</i>	8,0
	58801609	75042075	ER 16	8,0 <i>0.315</i>	9,0 <i>0.354</i>	27,0 <i>1.063</i>	17,0 <i>0.669</i>	8,0
	58801610	75042076	ER 16	9,0 <i>0.354</i>	10,0 <i>0.394</i>	27,0 <i>1.063</i>	17,0 <i>0.669</i>	8,0
BT JIS	58802502	75042081	ER 25	1,5 <i>0.059</i>	2,0 <i>0.079</i>	34,0 <i>1.339</i>	25,8 <i>1.016</i>	8,0
	58802503	75042083	ER 25	2,0 <i>0.079</i>	3,0 <i>0.118</i>	34,0 <i>1.339</i>	25,8 <i>1.016</i>	8,0
	58802504	75042084	ER 25	3,0 <i>0.118</i>	4,0 <i>0.157</i>	34,0 <i>1.339</i>	25,8 <i>1.016</i>	8,0
CAT	58802505	75042085	ER 25	4,0 <i>0.157</i>	5,0 <i>0.197</i>	34,0 <i>1.339</i>	25,8 <i>1.016</i>	8,0
	58802506	75042086	ER 25	5,0 <i>0.197</i>	6,0 <i>0.236</i>	34,0 <i>1.339</i>	25,8 <i>1.016</i>	8,0
	58802507	75042087	ER 25	6,0 <i>0.236</i>	7,0 <i>0.276</i>	34,0 <i>1.339</i>	25,8 <i>1.016</i>	8,0
Combimaster	58802508	75042088	ER 25	7,0 <i>0.276</i>	8,0 <i>0.315</i>	34,0 <i>1.339</i>	25,8 <i>1.016</i>	8,0
	58802509	75042089	ER 25	8,0 <i>0.315</i>	9,0 <i>0.354</i>	34,0 <i>1.339</i>	25,8 <i>1.016</i>	8,0
	58802510	75042090	ER 25	9,0 <i>0.354</i>	10,0 <i>0.394</i>	34,0 <i>1.339</i>	25,8 <i>1.016</i>	8,0
Grafiflex	58802511	75042091	ER 25	10,0 <i>0.394</i>	11,0 <i>0.433</i>	34,0 <i>1.339</i>	25,8 <i>1.016</i>	8,0
	58802512	75042094	ER 25	11,0 <i>0.433</i>	12,0 <i>0.472</i>	34,0 <i>1.339</i>	25,8 <i>1.016</i>	8,0
	58802513	75042095	ER 25	12,0 <i>0.472</i>	13,0 <i>0.512</i>	34,0 <i>1.339</i>	25,8 <i>1.016</i>	8,0
Seco-Capto™	58802514	75042097	ER 25	13,0 <i>0.512</i>	14,0 <i>0.551</i>	34,0 <i>1.339</i>	25,8 <i>1.016</i>	8,0
	58802515	75042098	ER 25	14,0 <i>0.551</i>	15,0 <i>0.591</i>	34,0 <i>1.339</i>	25,8 <i>1.016</i>	8,0
	58802516	75042099	ER 25	15,0 <i>0.591</i>	16,0 <i>0.630</i>	34,0 <i>1.339</i>	25,8 <i>1.016</i>	8,0
Others	58803203	75041874	ER 32	2,0 <i>0.079</i>	3,0 <i>0.118</i>	40,0 <i>1.575</i>	33,0 <i>1.299</i>	8,0
	58803204	75041875	ER 32	3,0 <i>0.118</i>	4,0 <i>0.157</i>	40,0 <i>1.575</i>	33,0 <i>1.299</i>	8,0
	58803205	75041876	ER 32	4,0 <i>0.157</i>	5,0 <i>0.197</i>	40,0 <i>1.575</i>	33,0 <i>1.299</i>	8,0
Operating & setting accessories	58803206	75041886	ER 32	5,0 <i>0.197</i>	6,0 <i>0.236</i>	40,0 <i>1.575</i>	33,0 <i>1.299</i>	8,0
	58803207	75041888	ER 32	6,0 <i>0.236</i>	7,0 <i>0.276</i>	40,0 <i>1.575</i>	33,0 <i>1.299</i>	8,0
	58803208	75041890	ER 32	7,0 <i>0.276</i>	8,0 <i>0.315</i>	40,0 <i>1.575</i>	33,0 <i>1.299</i>	8,0
	58803209	75041891	ER 32	8,0 <i>0.315</i>	9,0 <i>0.354</i>	40,0 <i>1.575</i>	33,0 <i>1.299</i>	8,0
	58803210	75041892	ER 32	9,0 <i>0.354</i>	10,0 <i>0.394</i>	40,0 <i>1.575</i>	33,0 <i>1.299</i>	8,0
Shrinkfit	58803211	75041894	ER 32	10,0 <i>0.394</i>	11,0 <i>0.433</i>	40,0 <i>1.575</i>	33,0 <i>1.299</i>	8,0

Designation	Item number	Machine side Chuck size	DCBN	DCBX	OAL	BD1	BHTA°	
			mm <i>Inch</i>	mm <i>Inch</i>	mm <i>Inch</i>	mm <i>Inch</i>		
58803212	75041895	ER 32	11,0 <i>0.433</i>	12,0 <i>0.472</i>	40,0 <i>1.575</i>	33,0 <i>1.299</i>	8,0	Guide
58803213	75041896	ER 32	12,0 <i>0.472</i>	13,0 <i>0.512</i>	40,0 <i>1.575</i>	33,0 <i>1.299</i>	8,0	HSK-A
58803214	75041925	ER 32	13,0 <i>0.512</i>	14,0 <i>0.551</i>	40,0 <i>1.575</i>	33,0 <i>1.299</i>	8,0	
58803215	75042101	ER 32	14,0 <i>0.551</i>	15,0 <i>0.591</i>	40,0 <i>1.575</i>	33,0 <i>1.299</i>	8,0	HSK-E
58803216	75041927	ER 32	15,0 <i>0.591</i>	16,0 <i>0.630</i>	40,0 <i>1.575</i>	33,0 <i>1.299</i>	8,0	
58803217	75042102	ER 32	16,0 <i>0.630</i>	17,0 <i>0.669</i>	40,0 <i>1.575</i>	33,0 <i>1.299</i>	8,0	DIN
58803218	75042103	ER 32	17,0 <i>0.669</i>	18,0 <i>0.709</i>	40,0 <i>1.575</i>	33,0 <i>1.299</i>	8,0	
58803219	75042104	ER 32	18,0 <i>0.709</i>	19,0 <i>0.748</i>	40,0 <i>1.575</i>	33,0 <i>1.299</i>	8,0	BT JIS
58803220	75041940	ER 32	19,0 <i>0.748</i>	20,0 <i>0.787</i>	40,0 <i>1.575</i>	33,0 <i>1.299</i>	8,0	
58804004	75042105	ER 40	3,0 <i>0.118</i>	4,0 <i>0.157</i>	46,0 <i>1.811</i>	41,0 <i>1.614</i>	8,0	CAT
58804005	75042106	ER 40	4,0 <i>0.157</i>	5,0 <i>0.197</i>	46,0 <i>1.811</i>	41,0 <i>1.614</i>	8,0	
58804006	75042109	ER 40	5,0 <i>0.197</i>	6,0 <i>0.236</i>	46,0 <i>1.811</i>	41,0 <i>1.614</i>	8,0	Combimaster
58804007	75042112	ER 40	6,0 <i>0.236</i>	7,0 <i>0.276</i>	46,0 <i>1.811</i>	41,0 <i>1.614</i>	8,0	
58804008	75042113	ER 40	7,0 <i>0.276</i>	8,0 <i>0.315</i>	46,0 <i>1.811</i>	41,0 <i>1.614</i>	8,0	Grafiflex
58804009	75042114	ER 40	8,0 <i>0.315</i>	9,0 <i>0.354</i>	46,0 <i>1.811</i>	41,0 <i>1.614</i>	8,0	
58804010	75042115	ER 40	9,0 <i>0.354</i>	10,0 <i>0.394</i>	46,0 <i>1.811</i>	41,0 <i>1.614</i>	8,0	Seco-Capto™
58804011	75042118	ER 40	10,0 <i>0.394</i>	11,0 <i>0.433</i>	46,0 <i>1.811</i>	41,0 <i>1.614</i>	8,0	
58804012	75042119	ER 40	11,0 <i>0.433</i>	12,0 <i>0.472</i>	46,0 <i>1.811</i>	41,0 <i>1.614</i>	8,0	Others
58804013	75042121	ER 40	12,0 <i>0.472</i>	13,0 <i>0.512</i>	46,0 <i>1.811</i>	41,0 <i>1.614</i>	8,0	
58804014	75042122	ER 40	13,0 <i>0.512</i>	14,0 <i>0.551</i>	46,0 <i>1.811</i>	41,0 <i>1.614</i>	8,0	Operating & setting accessories
58804015	75042123	ER 40	14,0 <i>0.551</i>	15,0 <i>0.591</i>	46,0 <i>1.811</i>	41,0 <i>1.614</i>	8,0	
58804016	75042124	ER 40	15,0 <i>0.591</i>	16,0 <i>0.630</i>	46,0 <i>1.811</i>	41,0 <i>1.614</i>	8,0	Shrinkfit
58804017	75042125	ER 40	16,0 <i>0.630</i>	17,0 <i>0.669</i>	46,0 <i>1.811</i>	41,0 <i>1.614</i>	8,0	
58804018	75042126	ER 40	17,0 <i>0.669</i>	18,0 <i>0.709</i>	46,0 <i>1.811</i>	41,0 <i>1.614</i>	8,0	
58804019	75042127	ER 40	18,0 <i>0.709</i>	19,0 <i>0.748</i>	46,0 <i>1.811</i>	41,0 <i>1.614</i>	8,0	
58804020	75042128	ER 40	19,0 <i>0.748</i>	20,0 <i>0.787</i>	46,0 <i>1.811</i>	41,0 <i>1.614</i>	8,0	
58804021	75042129	ER 40	20,0 <i>0.787</i>	21,0 <i>0.827</i>	46,0 <i>1.811</i>	41,0 <i>1.614</i>	8,0	
58804022	75042130	ER 40	21,0 <i>0.827</i>	22,0 <i>0.866</i>	46,0 <i>1.811</i>	41,0 <i>1.614</i>	8,0	
58804023	75042131	ER 40	22,0 <i>0.866</i>	23,0 <i>0.906</i>	46,0 <i>1.811</i>	41,0 <i>1.614</i>	8,0	
58804024	75042132	ER 40	23,0 <i>0.906</i>	24,0 <i>0.945</i>	46,0 <i>1.811</i>	41,0 <i>1.614</i>	8,0	
58804025	75042133	ER 40	24,0 <i>0.945</i>	25,0 <i>0.984</i>	46,0 <i>1.811</i>	41,0 <i>1.614</i>	8,0	
58804026	00042134	ER 40	25,0 <i>0.984</i>	26,0 <i>1.024</i>	46,0 <i>1.811</i>	41,0 <i>1.614</i>	8,0	

TCER 393.14 – ER tapping collets with square drive – Metric / Inch



- For TCER 5867 tapping chucks
- For ISO attribute explanation, see page 12

Designation	Item number	Machine side Chuck size	DCBN-DCBX		OAL	LB	BD1	KWW	*	BHTA°				
			mm	Inch	mm	Inch	mm	Inch	mm	Inch				
393.14-11D025X021	03131636	ER 11	2,5	0.098	18,0	0.709	12,0	0.472	11,3	0.445	2,1	0.083		8,0
393.14-11D028X021	02926995	ER 11	2,8	0.110	18,0	0.709	12,0	0.472	11,3	0.445	2,1	0.083		8,0
393.14-11D035X027	02926996	ER 11	3,5	0.138	18,0	0.709	14,0	0.551	11,3	0.445	2,7	0.106		8,0
393.14-11D040X030	02926997	ER 11	4,0	0.157	18,0	0.709	14,0	0.551	11,3	0.445	3,0	0.118		8,0
393.14-11D040X0315	03131670	ER 11	4,0	0.157	18,0	0.709	14,0	0.551	11,3	0.445	3,1	0.122		8,0
393.14-11D045X034	02926998	ER 11	4,5	0.177	18,0	0.709	14,0	0.551	11,3	0.445	3,4	0.134		8,0
393.14-11D050X040	03131671	ER 11	5,0	0.197	18,0	0.709	14,0	0.551	11,3	0.445	4,0	0.157		8,0
393.14-11D060X049	02926999	ER 11	6,0	0.236	18,0	0.709	14,0	0.551	11,3	0.445	4,9	0.193		8,0
393.14-20D035X027	03131672	ER 20	3,5	0.138	31,5	1.240	14,0	0.551	20,8	0.819	2,7	0.106		8,0
393.14-20D040X0315	03131673	ER 20	4,0	0.157	31,5	1.240	15,0	0.591	20,8	0.819	3,15	0.124		8,0
393.14-20D045X034	02927000	ER 20	4,5	0.177	31,5	1.240	18,0	0.709	20,8	0.819	3,4	0.134		8,0
393.14-20D050X040	03131674	ER 20	5,0	0.197	31,5	1.240	18,0	0.709	20,8	0.819	4,0	0.157		8,0
393.14-20D055X043	03131675	ER 20	5,5	0.217	31,5	1.240	18,0	0.709	20,8	0.819	4,3	0.169		8,0
393.14-20D060X049	02927001	ER 20	6,0	0.236	31,5	1.240	18,0	0.709	20,8	0.819	4,9	0.193		8,0
393.14-20D063X050	03131676	ER 20	6,3	0.248	31,5	1.240	18,0	0.709	20,8	0.819	5,0	0.197		8,0
393.14-20D070X055	02927002	ER 20	7,0	0.276	31,5	1.240	18,0	0.709	20,8	0.819	5,5	0.217		8,0
393.14-20D071X056	03131677	ER 20	7,1	0.280	31,5	1.240	18,0	0.709	20,8	0.819	5,6	0.220		8,0
393.14-20D080X063	02927003	ER 20	8,0	0.315	31,5	1.240	22,0	0.866	20,8	0.819	6,3	0.248		8,0
393.14-20D090X071	02927004	ER 20	9,0	0.354	31,5	1.240	22,0	0.866	20,8	0.819	7,1	0.280		8,0
393.14-20D100X080	02927005	ER 20	10,0	0.394	31,5	1.240	25,0	0.984	20,8	0.819	8,0	0.315		8,0
393.14-25D060X049	03131691	ER 25	6,0	0.236	34,0	1.339	18,0	0.709	25,8	1.016	4,9	0.193		8,0
393.14-25D070X055	03131692	ER 25	7,0	0.276	34,0	1.339	18,0	0.709	25,8	1.016	5,5	0.217		8,0

Designation	Item number	Machine side Chuck size	DCBN-DCBX		LB	BD1	KWW	*	BHTA°
			mm <i>Inch</i>	mm <i>Inch</i>					
393.14-25D080X063	02927006	ER 25	8,0 <i>0.315</i>	34,0 <i>1.339</i>	22,0 <i>0.866</i>	25,8 <i>1.016</i>	6,3 <i>0.248</i>		8,0
393.14-25D090X071	02728005	ER 25	9,0 <i>0.354</i>	34,0 <i>1.339</i>	22,0 <i>0.866</i>	25,8 <i>1.016</i>	7,1 <i>0.280</i>		8,0
393.14-25D100X080	02927007	ER 25	10,0 <i>0.394</i>	34,0 <i>1.339</i>	25,0 <i>0.984</i>	25,8 <i>1.016</i>	8,0 <i>0.315</i>		8,0
393.14-25D110X090	02927008	ER 25	11,0 <i>0.433</i>	34,0 <i>1.339</i>	25,0 <i>0.984</i>	25,8 <i>1.016</i>	9,0 <i>0.354</i>		8,0
393.14-25D112X090	03131693	ER 25	11,2 <i>0.441</i>	34,0 <i>1.339</i>	24,8 <i>0.976</i>	25,8 <i>1.016</i>	9,0 <i>0.354</i>		8,0
393.14-25D120X090	02927009	ER 25	12,0 <i>0.472</i>	34,0 <i>1.339</i>	25,0 <i>0.984</i>	25,8 <i>1.016</i>	9,0 <i>0.354</i>		8,0
393.14-25D125X100	03131694	ER 25	12,5 <i>0.492</i>	34,0 <i>1.339</i>	24,8 <i>0.976</i>	25,8 <i>1.016</i>	10,0 <i>0.394</i>		8,0
393.14-25D140X112	02927010	ER 25	14,0 <i>0.551</i>	34,0 <i>1.339</i>	25,0 <i>0.984</i>	25,8 <i>1.016</i>	11,2 <i>0.441</i>		8,0
393.14-25D160X120	02927011	ER 25	16,0 <i>0.630</i>	34,0 <i>1.339</i>	25,0 <i>0.984</i>	25,8 <i>1.016</i>	12,0 <i>0.472</i>		8,0
393.14-40D120X090	02927012	ER 40	12,0 <i>0.472</i>	46,0 <i>1.811</i>	25,0 <i>0.984</i>	41,0 <i>1.614</i>	9,0 <i>0.354</i>		8,0
393.14-40D125X100	03131695	ER 40	12,5 <i>0.492</i>	46,0 <i>1.811</i>	24,8 <i>0.976</i>	41,0 <i>1.614</i>	10,0 <i>0.394</i>		8,0
393.14-40D140X112	02927013	ER 40	14,0 <i>0.551</i>	46,0 <i>1.811</i>	25,0 <i>0.984</i>	41,0 <i>1.614</i>	11,2 <i>0.441</i>		8,0
393.14-40D160X125	02927015	ER 40	16,0 <i>0.630</i>	46,0 <i>1.811</i>	25,0 <i>0.984</i>	41,0 <i>1.614</i>	12,5 <i>0.492</i>		8,0
393.14-40D180X145	02927016	ER 40	18,0 <i>0.709</i>	46,0 <i>1.811</i>	25,0 <i>0.984</i>	41,0 <i>1.614</i>	14,5 <i>0.571</i>		8,0
393.14-40D200X160	02927017	ER 40	20,0 <i>0.787</i>	46,0 <i>1.811</i>	28,0 <i>1.102</i>	41,0 <i>1.614</i>	16,0 <i>0.630</i>		8,0
393.14-40D220X180	02927018	ER 40	22,0 <i>0.866</i>	46,0 <i>1.811</i>	28,0 <i>1.102</i>	41,0 <i>1.614</i>	18,0 <i>0.709</i>		8,0
393.14-50D220X180	03131696	ER 50	22,0 <i>0.866</i>	60,0 <i>2.362</i>	41,0 <i>1.614</i>	50,0 <i>1.969</i>	18,0 <i>0.709</i>		8,0
393.14-50D250X200	03131697	ER 50	25,0 <i>0.984</i>	60,0 <i>2.362</i>	41,0 <i>1.614</i>	50,0 <i>1.969</i>	20,0 <i>0.787</i>		8,0
393.14-50D280X220	03131698	ER 50	28,0 <i>1.102</i>	60,0 <i>2.362</i>	41,0 <i>1.614</i>	50,0 <i>1.969</i>	22,0 <i>0.866</i>		8,0
393.14-50D320X240	03131699	ER 50	32,0 <i>1.260</i>	60,0 <i>2.362</i>	41,0 <i>1.614</i>	50,0 <i>1.969</i>	24,0 <i>0.945</i>		8,0
393.14-50360	03131700	ER 50	36,0 <i>1.417</i>	60,0 <i>2.362</i>	41,0 <i>1.614</i>	50,0 <i>1.969</i>	-	*	8,0

Guide

HSK-A

HSK-E

DIN

BT JIS

CAT

Combimaster

Grafix

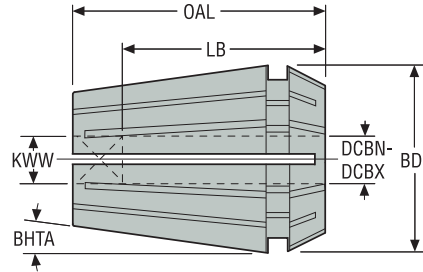
Seco-Capto™

Others

Operating & setting accessories

Shrinkfit

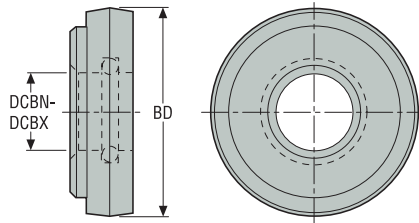
TCER A393.14 – ER tapping collets with square drive – Inch



- For TCER 5867 tapping chucks
- For ISO attribute explanation, see page 12

Designation	Item number	Machine side Chuck size	DCBN-DCBX	OAL	LB	BD1	KWW	BHTA°
			<i>Inch</i>	<i>Inch</i>	<i>Inch</i>	<i>Inch</i>	<i>Inch</i>	
A393.14-11-0-6NO	03131719	ER 11	0.141	0.709	0.551	0.445	0.110	8,0
A393.14-11-8NO	03131720	ER 11	0.168	0.709	0.551	0.445	0.131	8,0
A393.14-11-10NO	03131721	ER 11	0.194	0.709	0.551	0.445	0.152	8,0
A393.14-20-8NO	03131722	ER 20	0.168	1.240	0.709	0.819	0.131	8,0
A393.14-20-10NO	03131723	ER 20	0.194	1.240	0.701	0.819	0.152	8,0
A393.14-20-12NO	03131724	ER 20	0.220	1.240	0.701	0.819	0.165	8,0
A393.14-20-1/4	03131725	ER 20	0.255	1.240	0.701	0.819	0.191	8,0
A393.14-20-5/16	03131726	ER 20	0.318	1.240	0.858	0.819	0.238	8,0
A393.14-20-7/16	03131727	ER 20	0.323	1.240	0.858	0.819	0.242	8,0
A393.14-20-1/2	03131728	ER 20	0.367	1.240	0.866	0.819	0.275	8,0
A393.14-20-3/8	03131733	ER 20	0.381	1.240	0.858	0.819	0.286	8,0
A393.14-25-1/4	03131738	ER 25	0.255	1.339	0.701	1.016	0.191	8,0
A393.14-25-5/16	03131739	ER 25	0.318	1.339	0.858	1.016	0.238	8,0
A393.14-25-7/16	03131741	ER 25	0.323	1.339	0.858	1.016	0.242	8,0
A393.14-25-1/2	03131742	ER 25	0.367	1.339	0.858	1.016	0.275	8,0
A393.14-25-3/8	03131743	ER 25	0.381	1.339	0.858	1.016	0.286	8,0
A393.14-25-9/16	03131744	ER 25	0.429	1.339	0.976	1.016	0.322	8,0
A393.14-25-1/8P	03131745	ER 25	0.437	1.339	0.976	1.016	0.328	8,0
A393.14-25-5/8	03131746	ER 25	0.480	1.339	0.976	1.016	0.360	8,0
A393.14-25-3/4	03131747	ER 25	0.590	1.339	0.976	1.016	0.442	8,0
A393.14-40-5/8	03131748	ER 40	0.480	1.811	0.976	1.614	0.360	8,0
A393.14-40-1/2P	03131749	ER 40	0.687	1.811	0.976	1.614	0.515	8,0
A393.14-40-M18	03131750	ER 40	0.542	1.811	0.976	1.614	0.406	8,0
A393.14-40-1/8P	03131751	ER 40	0.562	1.811	0.976	1.614	0.421	8,0
A393.14-40-3/4	03131752	ER 40	0.590	1.811	0.976	1.614	0.442	8,0
A393.14-40-M20	03131753	ER 40	0.652	1.811	0.976	1.614	0.489	8,0
A393.14-40-7/8	03131754	ER 40	0.697	1.811	0.976	1.614	0.523	8,0
A393.14-40-3/8P	03131755	ER 40	0.700	1.811	0.976	1.614	0.531	8,0
A393.14-40-M24	03131756	ER 40	0.760	1.811	1.094	1.614	0.570	8,0
A393.14-40-1	03131757	ER 40	0.800	1.811	1.094	1.614	0.600	8,0

ER 5875 – ER sealing rings – Metric / Inch



- For fitting into ER sealing nuts, for TCER 5867 Tapping chucks and ER 5675 ER Collet chucks
- For sealing nuts, see Accessories in ER collet chucks or Tapping chucks pages
- For ISO attribute explanation, see page 12

Designation	Item number	For sealing nut size	DCBN		DCBX		BD	
			mm	Inch	mm	Inch	mm	Inch
01B58751605	00029961	ER 16	4,5	0.177	5,0	0.197	13,0	0.512
01B58751606	00030314	ER 16	5,5	0.217	6,0	0.236	13,0	0.512
01B58751607	00029963	ER 16	6,5	0.256	7,0	0.276	13,0	0.512
01B58751608	00030315	ER 16	7,5	0.295	8,0	0.315	13,0	0.512
01B58751609	00029967	ER 16	8,5	0.335	9,0	0.354	13,0	0.512
01B58751610	00029968	ER 16	9,5	0.374	10,0	0.394	13,0	0.512
01B587520045	03131184	ER 20	4,0	0.157	4,5	0.177	16,0	0.630
01B58752005	03131182	ER 20	4,5	0.177	5,0	0.197	16,0	0.630
01B58752006	02427909	ER 20	5,5	0.217	6,0	0.236	16,0	0.630
01B58752007	02451138	ER 20	6,5	0.256	7,0	0.276	16,0	0.630
01B587520075	03131185	ER 20	7,0	0.276	7,5	0.295	16,0	0.630
01B58752008	02465404	ER 20	7,5	0.295	8,0	0.315	16,0	0.630
01B58752009	02700032	ER 20	8,5	0.335	9,0	0.354	16,0	0.630
01B58752010	02685743	ER 20	9,5	0.374	10,0	0.394	16,0	0.630
01B58752505	00029973	ER 25	4,5	0.177	5,0	0.197	21,0	0.827
01B58752506	00029978	ER 25	5,5	0.217	6,0	0.236	21,0	0.827
01B58752507	00029981	ER 25	6,5	0.256	7,0	0.276	21,0	0.827
01B58752508	00029982	ER 25	7,5	0.295	8,0	0.315	21,0	0.827
01B58752509	00029983	ER 25	8,5	0.335	9,0	0.354	21,0	0.827
01B58752510	00029992	ER 25	9,5	0.374	10,0	0.394	21,0	0.827
01B58752511	00029998	ER 25	10,5	0.413	11,0	0.433	21,0	0.827
01B58752512	00030000	ER 25	11,5	0.453	12,0	0.472	21,0	0.827

	Designation	Item number	For sealing nut size	DCBN	DCBX	BD
				mm <i>Inch</i>	mm <i>Inch</i>	mm <i>Inch</i>
Guide	01B58752514	00088809	ER 25	13,5 <i>0.531</i>	14,0 <i>0.551</i>	21,0 <i>0.827</i>
HSK-A	01B58752516	00030010	ER 25	15,5 <i>0.610</i>	16,0 <i>0.630</i>	21,0 <i>0.827</i>
	01B58753205	00030017	ER 32	4,5 <i>0.177</i>	5,0 <i>0.197</i>	27,0 <i>1.063</i>
HSK-E	01B58753206	00030316	ER 32	5,5 <i>0.217</i>	6,0 <i>0.236</i>	27,0 <i>1.063</i>
	01B58753207	00030020	ER 32	6,5 <i>0.256</i>	7,0 <i>0.276</i>	27,0 <i>1.063</i>
	01B58753208	00030023	ER 32	7,5 <i>0.295</i>	8,0 <i>0.315</i>	27,0 <i>1.063</i>
DIN	01B58753209	00030026	ER 32	8,5 <i>0.335</i>	9,0 <i>0.354</i>	27,0 <i>1.063</i>
	01B58753210	00030028	ER 32	9,5 <i>0.374</i>	10,0 <i>0.394</i>	27,0 <i>1.063</i>
	01B58753211	00030317	ER 32	10,5 <i>0.413</i>	11,0 <i>0.433</i>	27,0 <i>1.063</i>
	01B58753212	00003370	ER 32	11,5 <i>0.453</i>	12,0 <i>0.472</i>	27,0 <i>1.063</i>
BT JIS	01B58753214	00057876	ER 32	13,5 <i>0.531</i>	14,0 <i>0.551</i>	27,0 <i>1.063</i>
	01B58753216	00030319	ER 32	15,5 <i>0.610</i>	16,0 <i>0.630</i>	27,0 <i>1.063</i>
	01B58753218	00030320	ER 32	17,5 <i>0.689</i>	18,0 <i>0.709</i>	27,0 <i>1.063</i>
CAT	01B58753220	00030321	ER 32	19,5 <i>0.768</i>	20,0 <i>0.787</i>	27,0 <i>1.063</i>
Combimaster						
Graflex						
Seco-Capto™						
Others						
Operating & setting accessories						
Shrinkfit						

M211 – Assembly supports, Tool Boy – Metric / Inch

Design 1



Design 2



Design 3



Design 4



Design 5



- Tool Boy assembly supports are made of a base unit and a head
- All heads are interchangeable
- For ISO attribute explanation, see page 12

Designation	Item number	For holder size(s)	Design	Weight	
				kg	lbs
M211H32	00029893	HSK-A32	1	7,2	15.870
M211H40	00029894	HSK-A40	1	7,2	15.870
M211H50	00029895	HSK-A50	1	7,4	16.310
M211H63	00029897	HSK-A63	1	7,6	16.760
M211H10	00029892	HSK-A100	1	8,4	18.520
M100H125A	03229707	HSK-A125	2	3,6	7.940
M211S30	00029888	DIN30, DIN30 TF, BT30, BT30 TF, CAT30, CAT30 TF	3	7,2	15.870
M211S40	00029889	DIN40, DIN40 TF, BT40, BT40 TF, CAT40, CAT40 TF	3	6,4	14.110
M211S50	00029891	DIN50, DIN50 TF, BT50, BT50 TF, CAT50, CAT50 TF	3	9,2	20.280
M211H40E	02432816	HSK-E40	4	7,2	15.870
M211C3	02753746	Seco-Capto C3	4	7,2	15.870
M211C4	02753747	Seco-Capto C4	4	7,2	15.870
M211C5	02753748	Seco-Capto C5	4	7,4	16.310
M211C6	02753749	Seco-Capto C6	4	7,6	16.760
M211C8	02753750	Seco-Capto C8	4	8,4	18.520
M211V30	02754029	VDI30	5	6,3	13.890
M211V40	02754031	VDI40	5	6,6	14.550
M211V50	02754032	VDI50	5	7,4	16.310

Guide

HSK-A

HSK-E

DIN

BT, JIS

CAT

Combimaster

Graflex

Seco-Capto™

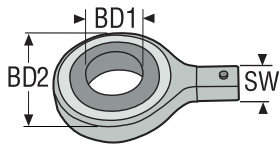
Others

Operating & setting accessories

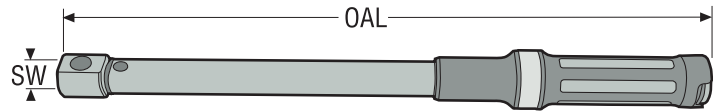
Shrinkfit

Collet chuck torque wrench (socket / torque key) and classic roller spanner for ER collet chucks – Metric / Inch

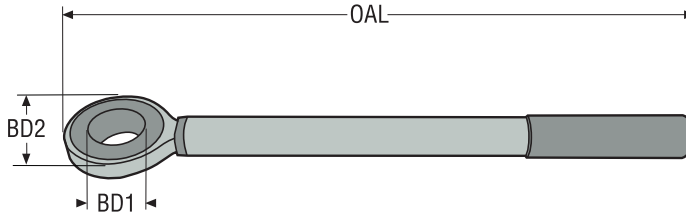
Design 1



Design 2



Design 3



- * Tightening torque capacity in Nm / ft/lb.
- For ISO attribute explanation, see page 12

	Designation	Item number	For size	Min*	Max*	For Nut	OAL	BD2	SW	Design
				Nm ft/lb.	Nm ft/lb.	BD1 Ø				
				mm Inch	mm Inch	mm Inch	mm Inch	mm Inch	mm	
Roller socket for torque spanner	03ER016	03070411	ER HP 11, ER 11R	-	-	16,0 0.630	-	36,0 1.417	9x12	1
	03ER022	03070412	ER 16R	-	-	22,0 0.866	-	47,0 1.850	9x12	1
	03ER024	03070444	ER HP 16 R	-	-	24,0 0.945	-	47,0 1.850	9x12	1
	03ER030B	03312521	ER HP 16	-	-	30,0 1.181	-	55,0 2.165	14x18	1
	03ER032B	03312522	ER 16	-	-	32,0 1.260	-	55,0 2.165	14x18	1
	03ER035B	03312523	ER 20, ER 25	-	-	35,0 1.378	-	55,0 2.165	14x18	1
	03ER040	03070415	ER HP 25	-	-	40,0 1.575	-	80,0 3.150	14x18	1
	03ER042	03070416	ER 25	-	-	42,0 1.654	-	80,0 3.150	14x18	1
	03ER050	03070417	ER HP 32, ER 32	-	-	50,0 1.969	-	80,0 3.150	14x18	1
	03ER063	03070418	ER 40	-	-	63,0 2.480	-	90,0 3.543	14x18	1
Torque key for torque spanner	03DYD010100	02828217		20 14.75	100 73.76	-	375,0 14.764	-	9x12	2
	03DYD010100B	03312520		20 14.75	100 73.76	-	375,0 14.764	-	14x18	2
	03DYD020200	02828219		40 29.50	200 147.51	-	470,0 18.504	-	14x18	2
Classic roller spanner	03BR016	03070420	ER HP 11, ER 11R	-	-	16,0 0.630	188,0 7.402	34,0 1.339	-	3
	03BR022	03070446	ER 16R	-	-	22,0 0.866	211,5 8.327	47,0 1.850	-	3
	03BR024	03070421	ER HP 16R	-	-	24,0 0.945	211,5 8.327	47,0 1.850	-	3
	03BR040	03070423	ER HP 25	-	-	40,0 1.575	471,0 18.543	80,0 3.150	-	3
	03BR042	03070424	ER 25	-	-	42,0 1.654	473,0 18.622	80,0 3.150	-	3
	03BR050	03070425	ER HP 32, ER 32	-	-	50,0 1.969	472,0 18.583	80,0 3.150	-	3
	03BR063	03070426	ER 40	-	-	63,0 2.480	487,5 19.193	95,0 3.740	-	3



Shrinkfit devices

Our range of Shrinkfit devices can meet the needs of any manufacturer, offering fast performance and incredibly reliable precision. These systems incorporate automatic heating cycles and efficient cooling cycles that use forced air or water cooling bells. Additionally, the use of stop rods for height setting further ensures stability, reliability and accuracy.

- Easyshrink EVO with latest technology
- Fast and easy operation due to simple interface
- Extended tool holder life because of individual optimized heat settings
- Ergonomic tool setting ensures safety due to the machine design
- Versatility and flexibility with an all-in-one solution

Easyshrink® Evo – Metric / Inch



Delivery content – 1 Easyshrink Evo device, including:
 6 standard heat focusing stoppers for Ø3 to 32 mm
 8 stop rods
 2 cooling cones
 1 pair of gloves
 1 operating instruction

- The device accepts only the voltage: AC 3 x 400V (±10%) + N + PE / 28A / 50Hz
- For other voltages, the usage of transformer ZFM30IN30 is required and need to be bought separately
- For ISO attribute explanation, see page 12

Designation	Item number	Capacity, tool shank	Capacity, tool shank	Shrinking time, approx. (sec.)	Width	Depth	Height	Weight
		Carbide/ Heavy metal	Steel/ HSS					
		mm	mm			mm	mm	kg
						Inch	Inch	lbs
ZFM30IN10	03309162	3-32	6-32	10	317,0 <i>12.480</i>	943,0 <i>37.126</i>	920,0 <i>36.220</i>	105,0 <i>231.490</i>

Refrigeration unit – Metric / Inch



Delivery content – 1 Refrigeration unit, including:
 1 column for Tubes Support
 2 cooling bells with connecting tubes
 1 Extension Table

- For usage of refrigeration unit, contact bushing are required, see page(s) 416, 417
- For ISO attribute explanation, see page 12

Designation	Item number	Cooling Bells Qty.	Cooling time approx. (minutes)	Width	Depth	Height	Weight
				mm	mm	mm	kg
				Inch	Inch	Inch	lbs
ZFM30RE1	03309164	2	1	490,0 <i>19.291</i>	630,0 <i>24.803</i>	285,0 <i>11.220</i>	52,0 <i>114.640</i>

Guide

HSK-A

HSK-E

DIN

BT JIS

CAT

Combimaster

Graiflex

Seco-Capto™

Others

Operating & setting accessories

Shrinkfit

Transformer for Easyshrink® Evo – Metric / Inch

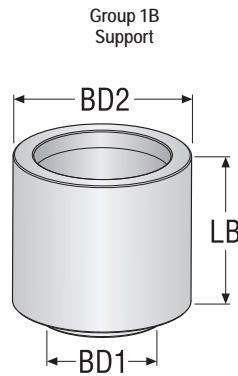
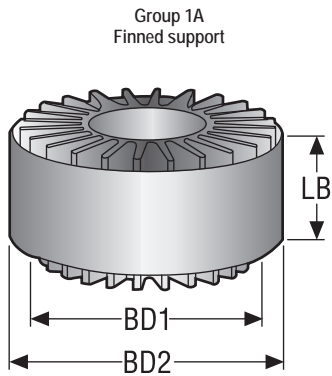


- **Input voltages:** AC 3 x 208V / 240V / 480V / 600V + PE / 50-60Hz
- **Output voltages:** AC 3 x 400 V + N + PE / 28.8A / 50-60Hz
- For ISO attribute explanation, see page 12

Designation	Item number	Width		Depth		Height		Weight	
		mm	Inch	mm	Inch	mm	Inch	kg	lbs
ZFM30IN30	03327608	550,0	21.654	490,0	19.291	480,0	18.898	110,0	242.510

- Guide
- HSK-A
- HSK-E
- DIN
- BT JIS
- CAT
- Combimaster
- Grafiflex
- Seco-Capto™
- Others
- Operating & setting accessories
- Shrinkfit

Accessories for Easyshrink® EVO – Metric / Inch



Group 2
Contact bushing for cooling bells



• For ISO attribute explanation, see page 12

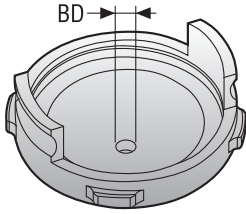
Group	Designation	Item number	For Shrinkfit holder and tool shank sizes Ø mm	BD1	BD2	LB	Weight
				mm Inch	mm Inch	mm Inch	kg lbs
1A	ZFAD05H32	02464615	HSK-A32 / HSK-C32 / HSK-E32 / HSK-B40 / HSK-D40	90,0 3.543	114,0 4.488	60,0 2.362	0,7 1.540
	ZFAD05H40	02464616	HSK-A40 / HSK-C40 / HSK-E40 / HSK-B50 / HSK-D50 / HSK-F50	90,0 3.543	114,0 4.488	60,0 2.362	0,7 1.540
	ZFAD05H50	02464618	HSK-A50 / HSK-C50 / HSK-E50 / HSK-B63 / HSK-D63 / HSK-F63	90,0 3.543	114,0 4.488	50,0 1.969	0,7 1.540
	ZFAD05H63	02464622	HSK-A63 / HSK-C63 / HSK-E63 / HSK-B80 / HSK-D80 / HSK-F80	90,0 3.543	114,0 4.488	50,0 1.969	0,7 1.540
	ZFAD05H10	02464611	HSK-A100 / HSK-C100 / HSK-B125 / HSK-D125	90,0 3.543	114,0 4.488	50,0 1.969	0,7 1.540
	ZFAD05S30	02464625	SA30	90,0 3.543	114,0 4.488	50,0 1.969	0,7 1.540
	ZFAD05S40	02464626	SA40	90,0 3.543	114,0 4.488	50,0 1.969	0,7 1.540
	ZFAD05S50	02464628	SA50	90,0 3.543	114,0 4.488	110,0 4.331	1,4 3.090
	ZFAD05C3	02549220	Seco-Capto C3	90,0 3.543	114,0 4.488	50,0 1.969	0,7 1.540
	ZFAD05C4	02549221	Seco-Capto C4	90,0 3.543	114,0 4.488	50,0 1.969	0,7 1.540
	ZFAD05C5	02549222	Seco-Capto C5	90,0 3.543	114,0 4.488	50,0 1.969	0,7 1.540
	ZFAD05C6	02549223	Seco-Capto C6	90,0 3.543	114,0 4.488	50,0 1.969	0,7 1.540
	ZFAD05C8	02549225	Seco-Capto C8	90,0 3.543	114,0 4.488	50,0 1.969	0,7 1.540
1B	ZFAD05H1205	03267331	HSK-A125 / HSK-B160	90,0 3.543	125,0 4.921	110,0 4.331	2,5 5.510
2	ZFAR10D103	02414213	5801 - Ø3	-	-	-	0,6 1.320
	ZFAR10D104	02414214	5801 - Ø4	-	-	-	0,6 1.320
	ZFAR10D105	02414215	5801 - Ø5	-	-	-	0,6 1.320
	ZFAR10D106	02414216	5801 - Ø6	-	-	-	0,6 1.320
	ZFAR10D108	02414217	5801 - Ø8	-	-	-	0,6 1.320
	ZFAR10D110	02414218	5801 - Ø10	-	-	-	0,6 1.320
	ZFAR10D112	02414219	5801 - Ø12	-	-	-	0,6 1.320
	ZFAR10D114	02414220	5801 - Ø14	-	-	-	0,6 1.320

Group	Designation	Item number	For Shrinkfit holder and tool shank sizes Ø mm	BD1	BD2	LB	Weight
				mm <i>Inch</i>	mm <i>Inch</i>	mm <i>Inch</i>	kg <i>lbs</i>
	ZFAR10D116	02414221	5801 - Ø16	-	-	-	0,6 1.320
	ZFAR10D306	02414222	5603 - Ø6, Ø8	-	-	-	0,6 1.320
	ZFAR10D310	02422100	5603 - Ø10, Ø12 & 5600 - Ø6, Ø8	-	-	-	0,6 1.320
	ZFAR10D314	02414223	5603 - Ø14, Ø16 & 5600 - Ø10, Ø12	-	-	-	0,6 1.320
	ZFAR10D318	02414225	5603 - Ø18, Ø20 & 5600 - Ø14, Ø16	-	-	-	0,6 1.320
	ZFAR10D325	02414226	5603 - Ø25, Ø32 & 5600 - Ø18, Ø20	-	-	-	0,6 1.320
	ZFAR10D425	02857518	5600 - Ø25, Ø32	-	-	-	0,6 1.320

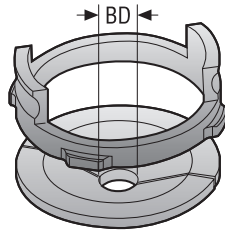
Guide
HSK-A
HSK-E
DIN
BT JIS
CAT
Combimaster
Graflex
Seco-Capto™
Others
Operating & setting accessories
Shrinkfit

Spare parts for Easysrink® EVO – Metric / Inch

Group 1
Heat focusing stopper



Group 2
Heat focusing stopper for tools with a larger head* (pairs of half plates ZFAT... and ring ZFAT30R01)



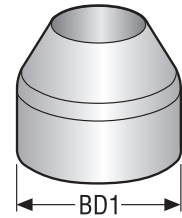
Group 3
Stop rods set



Group 4
Pair of protective gloves



Group 5
Cooling cone



- * Maximum tool head that can pass through the inductor is 65 mm
- For ISO attribute explanation, see page 12

Group	Designation	Item number	For tool shank Ø	BD	BD1	Thread fitting/ Ø Front	For length capacity, min	For length capacity, max	Weight
			mm	mm Inch	mm Inch	mm	mm Inch	mm Inch	kg lbs
1	ZFAT30C01	03309165	3-6	7,0 0.276	-	-	-	-	0,4 0.880
	ZFAT30C02	03309166	8-14	15,0 0.591	-	-	-	-	0,4 0.880
	ZFAT30C03	03309167	16-18	20,0 0.787	-	-	-	-	0,3 0.660
	ZFAT30C04	03309168	20-25	27,0 1.063	-	-	-	-	0,2 0.440
	ZFAT30C05	03309169	32	33,0 1.299	-	-	-	-	0,2 0.440
	ZFAT30C06	03309170	3-8	8,5 0.335	-	-	-	-	0,4 0.880
2	ZFAT30H01	03309171	3-6	6,5 0.256	-	-	-	-	0,4 0.880
	ZFAT30H02	03309172	8-14	15,0 0.591	-	-	-	-	0,4 0.880
	ZFAT30H03	03309173	16-18	20,0 0.787	-	-	-	-	0,3 0.660
	ZFAT30H04	03309174	20-25	27,0 1.063	-	-	-	-	0,2 0.440
	ZFAT30H05	03309175	32	34,0 1.339	-	-	-	-	0,2 0.440
	ZFAT30R01	03309176	3-32	32,0 1.260	-	-	-	-	0,1 0.220
3	ZFS07IN018	02518546	3-5	-	2,5 0.098	2,5	0,0 0.0	240,0 9.449	0,1 0.220
	ZFS07IN043	02753706	6-32	-	4,2 0.165	4,2	0,0 0.0	240,0 9.449	0,2 0.440
4	ZFAG01	00032423	-	-	-	-	-	-	0,2 0.440
	ZFAR03C	02774585	-	-	110,0 4.331	-	-	-	0,1 0.220

This work is published with the understanding that Seco Tools and its editors are supplying information aimed to present a general orientation and direction of metal cutting and related sciences. If professional services are required for specific applications, the assistance of an appropriate professional should be acquired.

The information is provided “as is”;

Seco Tools and its editors disclaim all representations and warranties, express or implied, of any kind, including, without limitations, any warranties of merchantability, fitness for a particular purpose, title, or non-infringement. In no event will Seco Tools or its editors be liable to any party for any direct, indirect, special or other consequential damages for any use of the information, even if Seco Tools or its editors are advised of the possibility of such damage.

The information provided herein is for reference purposes only. Actual prices, specifications, and product descriptions are finalised at the time of sale and may vary by location.

The information provided herein is subject to change without prior notice.

WWW.SECOTOOLS.COM

10064637, ST20206749 GB,
© SECO TOOLS AB, 2021. All rights reserved.
Technical specifications are subject to
change without notice.



**COMPLETE
METALWORKING
SOLUTIONS**

(800) 991-4225

www.ahbinc.com

ISO Certified

customerservice@ahbinc.com

