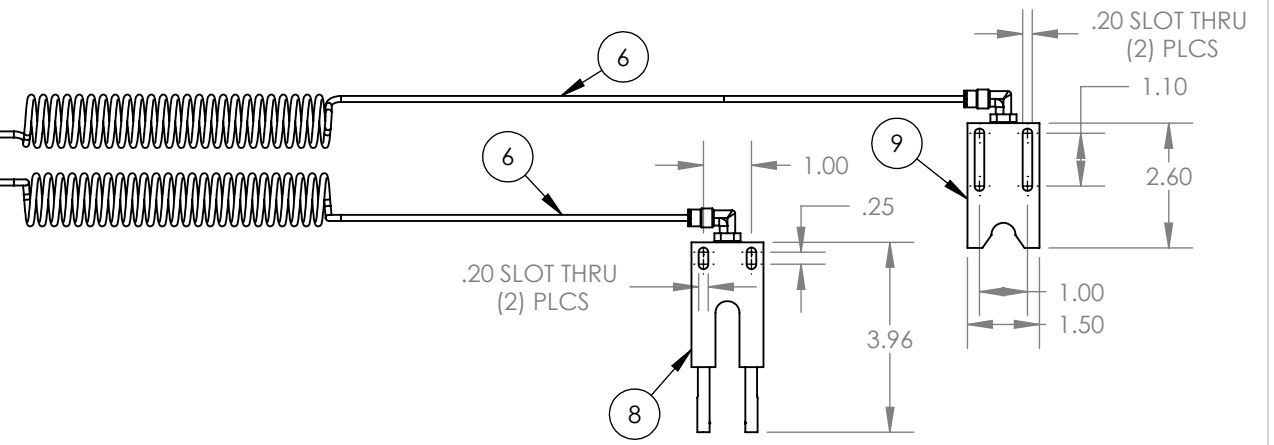
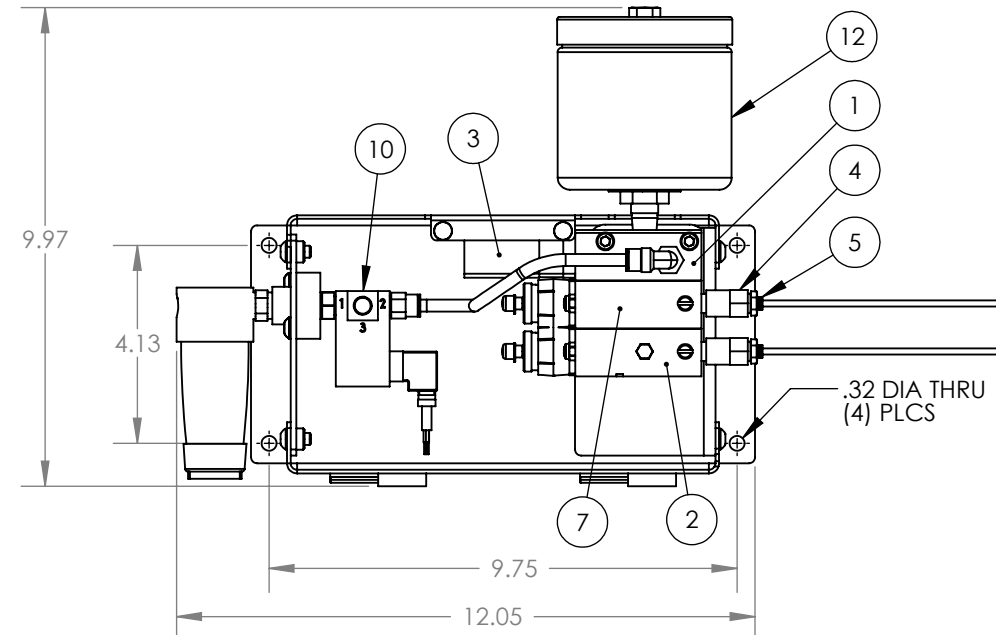
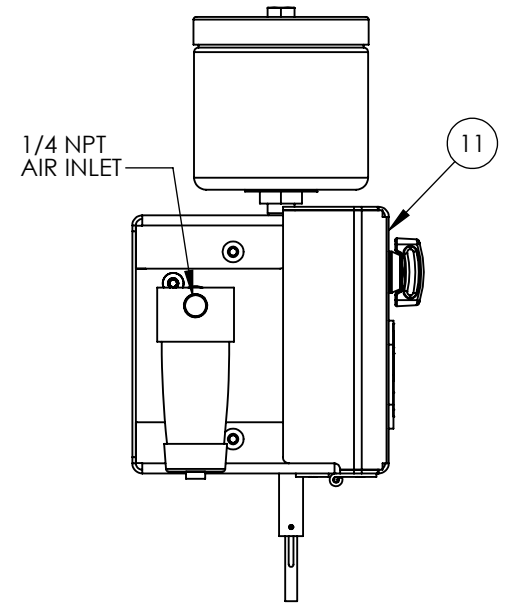


ITEM NO.	DESCRIPTION	PART NUMBER	QTY.
12	RESERVOIR, 16 oz, POLYETHYLENE	69-459-PE	1
11	ENCLOSURE, INT. MNT, 3-OUT, W/ AIR FILTER	301208	1
10	SOLENOID, 1/8 NPT, 110 VAC	68-1040-18-110	1
9	GUIDE NOZZLE, BAND SAW	301264	1
8	BAND SAW NOZZLE	301183	1
7	METERING PUMP, 1-DROP, INTERMEDIATE BLOCK	94-6811	1
6	TUBING, NYLON CAPILLARY, COILED, 1/8 OD, 10' LG.	71-2050-10C	2
5	PUSH-IN FITTING, 1/8 OD, 1/8 NPT	9303-016	2
4	CHECK VALVE, 1/8 NPT	210-2M2F-F	2
3	PULSE GENERATOR	60-6393	1
2	METERING PUMP, 1-DROP, BOTTOM BLOCK	94-6821	1
1	MANIFOLD, TOP BLOCK	94-6900-1	1



PROPRIETARY AND CONFIDENTIAL
 THE INFORMATION CONTAINED IN THIS DRAWING IS THE SOLE PROPERTY OF UNIST, INC. ANY REPRODUCTION IN PART OR AS A WHOLE WITHOUT THE WRITTEN PERMISSION OF UNIST, INC. IS PROHIBITED.

UNLESS OTHERWISE SPECIFIED:		NAME	DATE
DIMENSIONS ARE IN INCHES		DRAWN	JDS 07/15/10
TOLERANCES:		CHECKED	
ANGULAR: ±0.5°		ENG APPR.	
ONE PLACE DECIMAL: ±0.062		MFG APPR.	
TWO PLACE DECIMAL: ±0.015		Q.A.	
THREE PLACE DECIMAL: ±0.005		COMMENTS:	
MATERIAL			
FINISH			



TITLE: COOLUBRICATOR SAW SYSTEM

SIZE DWG. NO.
B 400-2CN-GN-110

SCALE: 1:4 WEIGHT: SHEET 1 OF 1