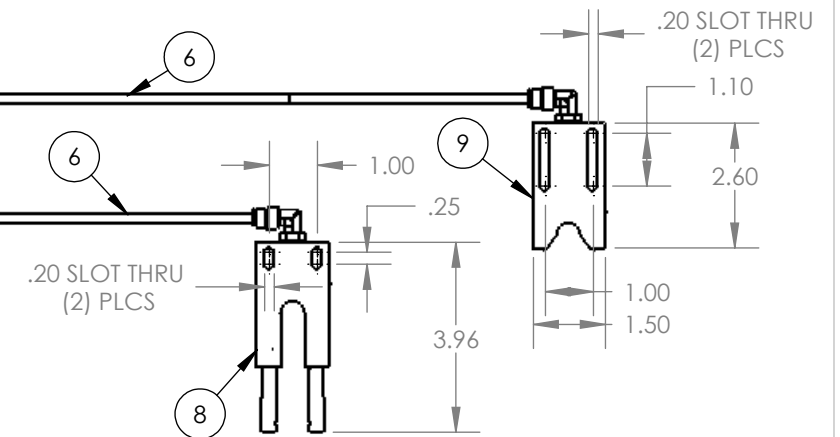
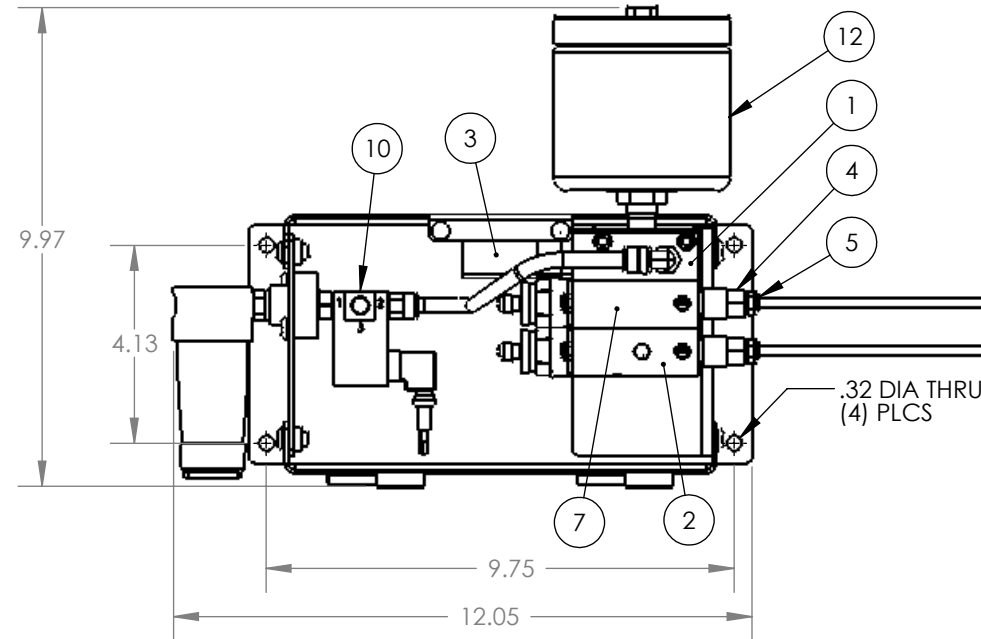
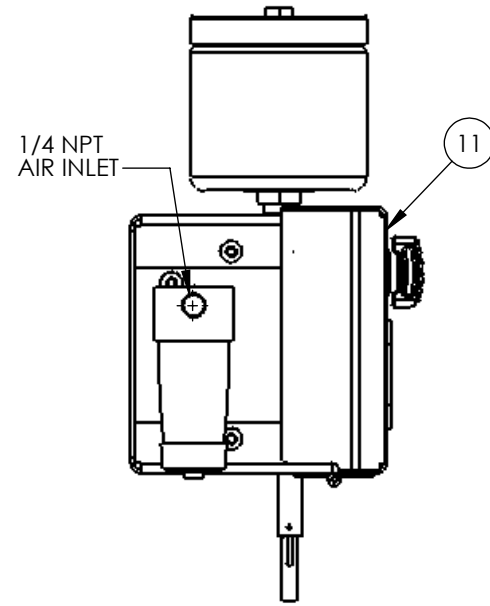


| ITEM NO. | DESCRIPTION                                      | PART NUMBER     | QTY. |
|----------|--|-----------------|------|
| 12       | RESERVOIR, 16 oz, POLYETHYLENE                   | 69-459-PE       | 1    |
| 11       | ENCLOSURE, INT. MNT, 3-OUT, W/ AIR FILTER        | 301208          | 1    |
| 10       | SOLENOID, 1/8 NPT, 24 VDC                        | 68-1040-18-24VD | 1    |
| 9        | GUIDE NOZZLE, BAND SAW                           | 301264          | 1    |
| 8        | BAND SAW NOZZLE                                  | 301183          | 1    |
| 7        | METERING PUMP, 1-DROP, INTERMEDIATE BLOCK        | 94-6811         | 1    |
| 6        | TUBING, NYLON CAPILLARY, COILED, 1/8 OD, 10' LG. | 71-2050-10C     | 2    |
| 5        | PUSH-IN FITTING, 1/8 OD, 1/8 NPT                 | 9303-016        | 2    |
| 4        | CHECK VALVE, 1/8 NPT                             | 210-2M2F-F      | 2    |
| 3        | PULSE GENERATOR                                  | 60-6393         | 1    |
| 2        | METERING PUMP, 1-DROP, BOTTOM BLOCK              | 94-6821         | 1    |
| 1        | MANIFOLD, TOP BLOCK                              | 94-6900-1       | 1    |



UNLESS OTHERWISE SPECIFIED:  
 DIMENSIONS ARE IN INCHES  
 TOLERANCES:  
 ANGULAR: ±0.5°  
 ONE PLACE DECIMAL: ±0.062  
 TWO PLACE DECIMAL: ±0.015  
 THREE PLACE DECIMAL: ±0.005

|           | NAME | DATE     |
|-----------|------|----------|
| DRAWN     | JDS  | 08/02/10 |
| CHECKED   |      |          |
| ENG APPR. |      |          |
| MFG APPR. |      |          |
| Q.A.      |      |          |
| COMMENTS: |      |          |



TITLE: COOLUBRICATOR SAW SYSTEM

SIZE DWG. NO.  
**B** 400-2CNGN-24VD

SCALE: 1:4 WEIGHT: SHEET 1 OF 1

**PROPRIETARY AND CONFIDENTIAL**  
 THE INFORMATION CONTAINED IN THIS DRAWING IS THE SOLE PROPERTY OF UNIST, INC. ANY REPRODUCTION IN PART OR AS A WHOLE WITHOUT THE WRITTEN PERMISSION OF UNIST, INC. IS PROHIBITED.

MATERIAL  
 FINISH