

# AHB

TOOLING & MACHINERY

COMPLETE  
METALWORKING  
SOLUTIONS

(800) 991-4225

[www.ahbinc.com](http://www.ahbinc.com)


ISO Certified

[customerservice@ahbinc.com](mailto:customerservice@ahbinc.com)

# ACRA®

## VERTICAL MILLING MACHINE

LCM-42 / LCM-50 / LCTM1 / LCTM2




ACRA Vertical Milling Machine  
LCM-42 / LCM-50 / LCTM1 / LCTM2



# VERTICAL MILLING MACHINE

>>> LCM-42 / LCM-50 / LCTM1 / LCTM2



The coolant tray is option


## LCM-42 / LCM-50

MEEHANITE CASTING STRUCTURE

AC HEAD




VS HEAD




## LCTM1 / LCTM2

- RIGID HEAD TILTING SYSTEM
- Z AXIS BOX WAY DESIGN FOR HEAVY DUTY WORK
- MEEHANITE CASTING STRUCTURE


AC HEAD



VS HEAD




The coolant tray is option




## SPINDLE UNIT

- R8 and NT40 are available.
- Made from one piece of NI-Cr alloy steel.
- Supported by two precision angular contact and one ball bearing to ensure rigidity.
- Inner taper was hardened and precision grounded.
- Inner taper runout keeps within 0.002 mm.



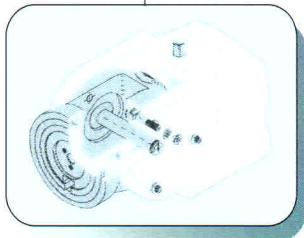
## ADJUSTABLE BACKLASH NUT

Unique double nuts and backlash adjusting design, contact face enlarged ensuring accuracy over long term and easy for backlash adjustment



## MILLING HEAD GEAR AND QUILL

- Harden and ground spindle, quiet and smooth, free of noise vibration.
- Use dynamically balanced pulleys and precision bearings.
- 3HP and 5HP spindle motor are available.
- Spindle back gear running in grease packed housing ensure fatigue strength and low noise.
- Chrome coated and mirror ground finished quill.

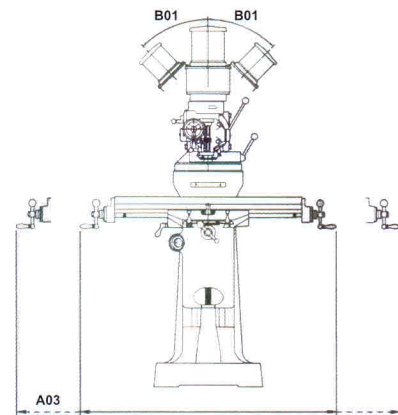
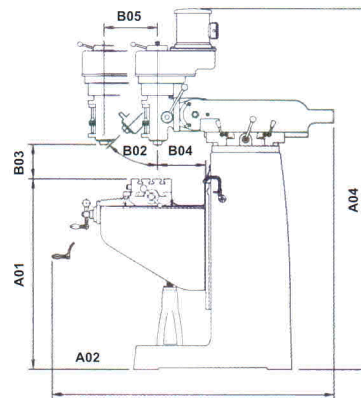


## RIGID HEAD TILTING SYSTEM

The head knuckle is our design patent. This structure greatly increases the stability and rigidity, when vertical head tilted at all angles, front and back to perform complicated work. There are T-bolts to lock the knuckle to Ram instead of 3 bolts.

## LCM-42 / LCM-50

- A01 ▶ 32.3 ~ 48.3" (820 ~ 1226 mm)
- A02 ▶ 63 ~ 75" (1600 ~ 1950 mm)
- A03 ▶ 57.8" (1467 mm)
- A04 ▶ 82.7 (2100 mm) --- for LCM-42  
78.8 (2000 mm) --- for LCM-50
- B01 ▶ 90 deg
- B02 ▶ 45 deg
- B03 ▶ 0 ~ 18.5" (0 ~ 469 mm)
- B04 ▶ 6.75 ~ 18.75" (171 ~ 476 mm)
- B05 ▶ 12" (305 mm)



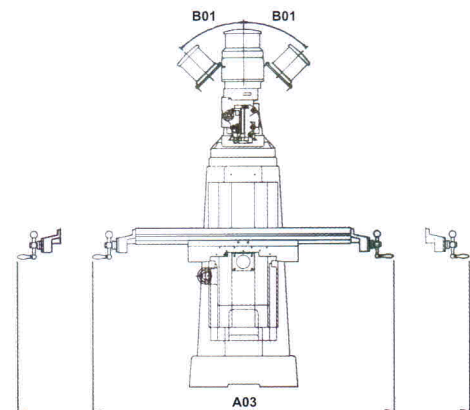
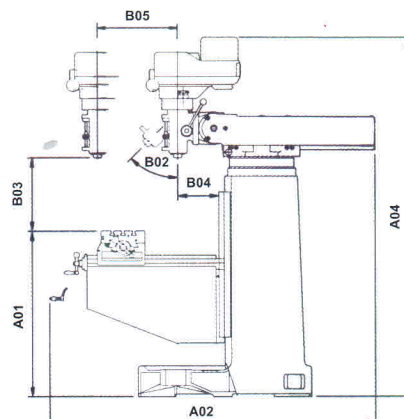
## LCTM1 / LCTM2 >>

### LCTM1

- A01 ▶ 37.4 ~ 52.8" (950 ~ 1340 mm)
- A02 ▶ 64.2 ~ 79.5" (1630 ~ 2020 mm)
- A03 ▶ 66.1" (1680 mm)
- A04 ▶ 86.6" (2200 mm)
- B01 ▶ 90 deg
- B02 ▶ 45 deg
- B03 ▶ 5.31 ~ 20.7" (135 ~ 525 mm)
- B04 ▶ 9.6 ~ 28.1" (245 ~ 715 mm)
- B05 ▶ 18.5" (470 mm)

### LCTM2

- A01 ▶ 37.4 ~ 52.8" (950 ~ 1340 mm)
- A02 ▶ 69.3 ~ 87.8" (1760 ~ 2230 mm)
- A03 ▶ 66.1" (1680 mm)
- A04 ▶ 91.3" (2320 mm)
- B01 ▶ 90 deg
- B02 ▶ 45 deg
- B03 ▶ 6.5 ~ 22.4" (165 ~ 570 mm)
- B04 ▶ 4.9 ~ 23.4" (125 ~ 595 mm)
- B05 ▶ 18.5" (470 mm)





# VERTICAL MILLING MACHINE

>>> LCM-42 / LCM-50 / LCTM1 / LCTM2

## SPECIFICATIONS

| Machine Type                    | LCM-42  | LCM-50                   | LCTM1   | LCTM2  |
|---------------------------------|---|--------------------------|---|--|
| Table Working Surface           | 42" x 9" (1067 x 230 mm)                          | 50" x 9" (1270 x 230 mm) | 50" x 10" (1270 x 254 mm)                         |  |
| X axis Travel                   | 30" (762 mm)                                      | 38" (965 mm)             | 35" (889 mm)                                      | 39" (991 mm)                                     |
| Y axis Travel                   | 12" (305 mm)                                      |                          | 16.3" (414 mm)                                    |  |
| Z axis Travel (quill)           | 5" (127 mm)                                       |                          | 5" (127 mm)                                       |  |
| T- Slots                        | 3 x 0.625" x 2.5" (3 x 15.875 mm x 63.5 mm)       |                          | 3 x 0.625" x 2.5" (3 x 15.875 mm x 63.5 mm)       |  |
| Ram Travel                      | 12" (305 mm)                                      |                          | 18.5" (470 mm)                                    |  |
| Knee Travel                     | 16" (406 mm)                                      |                          | 15.3" (389 mm)                                    |  |
| Throat Distance                 | 6.75" ~ 18.75" (171 ~ 476 mm)                     |                          | 9.6" ~ 28.1" (245 ~ 715 mm)                       | 13" ~ 31.5" (330 ~ 800 mm)                       |
| Spindle Gaugeline to Table Top  | 0 ~ 18.5" (0 ~ 470 mm)                            |                          | 5.31 ~ 20.7" (135 ~ 525 mm)                       | 6.5 ~ 22.4" (165 ~ 570 mm)                       |
| Vertical Speed (Variable Speed) | 60 ~ 4500 rpm                                     |                          | 60 ~ 4500 rpm                                     |  |
| Quill Feed                      | 0.0016 / 0.0031 / 0.0063" (0.04 / 0.08 / 0.16 mm) |                          | 0.0016 / 0.0031 / 0.0063" (0.04 / 0.08 / 0.16 mm) |  |
| Vertical Spindle Taper          | R8  |                          | R8  | NT40   |
| Head Tilt (right-left)          | 90 deg  |                          | 90 deg  |  |
| Head Tilt (up-down)             | +45 ~ -38 deg                                     |                          | 45 deg  |  |
| Vertical Motor                  | 3 HP  |                          | 3 HP  | 5 HP   |
| Dimensions                      | 75" x 57.8" x 82.7" (1905 x 1467 x 2100 mm)       |                          | 79.5" x 66.1" x 86.6"<br>(2020 x 1680 x 2200 mm)  | 82.7" x 66.1" x 91.3"<br>(2100 x 1680 x 2320 mm) |
| Weight (approx.)                | 2222 lbs (1010 kgs)                               |                          | 2750 lbs (1250 kgs)                               | 2860 lbs (1300 kgs)                              |

## ACCESSORIES

| Machine Type                           | LCM-42 | LCM-50 | LCTM1 | LCTM2 |
|--|--------|--------|-------|-------|
| X and Yaxis ballscrews (grade C5)      | O      | O      | O     | O     |
| Power feed system                      | O      | O      | O     | O     |
| Z-Axis motor                           | X      | X      | O     | O     |
| 8 Speed gear box feed system           | O      | O      | O     | O     |
| 50" long table                         | O      | O      | X     | X     |
| Scales                                 | O      | O      | O     | O     |
| Coolant system, Coolant tray           | O      | O      | O     | O     |
| Automatic lubrication system           | O      | O      | O     | O     |
| Halogen light with electric box        | O      | O      | O     | O     |
| 4" (100 mm) or 7" (178 mm) riser block | O      | O      | O     | O     |
| Air power drawbar (Vertical)           | O      | O      | O     | O     |
| Tapping Unit                           | O      | O      | O     | O     |
| Dual cooling fans                      | V      | V      | V     | V     |

V:Standard ; O:Option ; X:Not Available



**COMPLETE  
METALWORKING  
SOLUTIONS**

(800) 991-4225

www.ahbinc.com

ISO Certified

customerservice@ahbinc.com