

AMADA MACHINE TOOLS AMERICA, INC.



**COMPLETE
METALWORKING
SOLUTIONS**

(800) 991-4225

www.ahbinc.com

ISO Certified

customerservice@ahbinc.com

THE VISION OF PRECISION

Dynasaw Series



Contents

	Amada Machine Tools America	1
	Amada Sawing Technology	2
SAWS		3
	Dynasaw 430 and 530	4

Amada Machine Tools America



With more than 70 years of industry experience, Amada Machine Tools America is committed to helping our customers deliver dependable service and top-quality work with exceptional sawing solutions.

Whatever your sawing needs, we have the right solution for your specific application.

Market-Leading Quality—We believe quality work begins with quality tools designed and built from the ground up to deliver outstanding performance, time after time.

Customer-Driven Innovation—Every feature, function, and configuration we offer has been developed to address the needs of our customers.

Proven Accuracy—We help you take your work to the next level and exceed your customers' expectations.

Reliable Productivity—We understand productivity is the heart of your business, and we can help you optimize it in multiple ways.

A History of Cutting-Edge Manufacturing

Amada Machine Tools was founded on the manufacturing of saws back in 1946. Since that time, our goals have always been to provide our customers with increased productivity and reliability.

And, as technology has evolved, we've embraced CNC automation as a core strength, improving throughput and helping new operators become productive more quickly.

Today, we are uniquely positioned to help you expand your capabilities and grow your business.

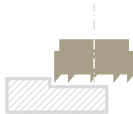
Solutions Designed Around Customer Needs

No two customers' needs are exactly alike. Finding the right solution means thoroughly understanding your objectives and configuring a solution to match them precisely. Our engineers bring decades of industry experience to help you achieve your specified goals with a process that fits—and enhances—your workflow.

TECHNOLOGIES OF AMADA



GRINDING



MILLING



SAWING

Amada Sawing Technology



A Perfect Match with Amada Blades

Amada also offers another unique advantage in that we manufacture our own bandsaw blades. This allows you to precisely match the characteristics of the blade to the machine to achieve optimum cutting performance, no matter what material you're working with.

Because we manufacture our own blades, we're able to ensure we've got the right blades—in stock—when you need them. And we have expert engineers with years of industry experience on staff to answer any questions you might have.

Finding the Right Solution

No matter what kind of sawing capabilities you need, these machines deliver the proven quality and accuracy that have made Amada the trusted choice for productivity and reliability.

Series	Description
CTB	CNC-controlled horizontal bandsaws designed for carbide-tipped blades
DYNASAW	Dynamic, high-performance bandsaw machines
H	Highly rigid horizontal bandsaws for a wide range of cutting tasks
HA	Semi-automatic horizontal bandsaws
HFA	Fully automatic horizontal bandsaws
HK	Miter-cutting bandsaws for structural steel sections
HKB	NC bandsaws for bundled tubes, solids, and structural materials
PCSAW	Horizontal bandsaws with Amada's revolutionary pulse cutting technology
VM	Vertical bandsaws for cutting blocks and plates
CMB	Circular saws with exceptional surface finishing
SCP	Automated chip compactor



SAWING TECHNOLOGY

Saws

Throughout the steel processing world, the Amada name is known for quality and dependability. Our lineup of industry-leading saws brings a host of innovations designed to improve your productivity. From operator-friendly controls and intuitive CNC software to our patented pulse-cutting technology that offers dramatically improved cutting times while improving blade life, you can count on Amada

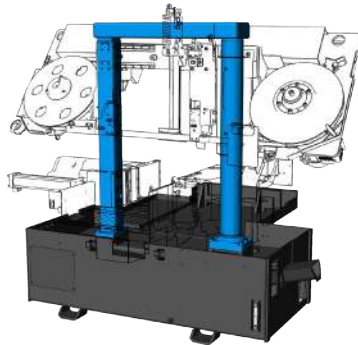
Dynasaw 430 and 530




Dynasaw 430 and 530 Dynamic High-Performance Bandsaws

Designed with innovative cutting technology that improves productivity, the Dynasaw 430 and Dynasaw 530 are easy to use and easy on the environment.

Dynasaw 430 and 530



Dynamic Frame



Chip Flusher

Features

Innovative Cutting Technology

Dynamic Frame—A newly engineered post-design frame provides exceptional rigidity.

New CNC Control—A comprehensive cutting database allows users to set up new jobs quickly and easily by simply inputting steel type, shape, and size to automatically select the optimum cutting conditions. Three cut modes (“standard,” “power,” and “eco”) are available to match your needs.

Double Vibration Dampening Rollers—Vibration is reduced, resulting in faster, quieter cutting and longer blade life while delivering better surface finishes.

New Saw Blade Frame Design—By lessening the twist in the blade, fatigue is reduced, leading to longer blade life.

Ease of Operation

Automatically Adjusting Wire Brush—Reduces adjustment time and ensures accurate placement.


Open Top Longer Feed Stroke Vise—Material loading is easier with a stroke length of 27.6" (700 mm) on the rear vise and a full roller-type table.

Non-Contact Material Positioning—The auto-trim function uses lasers to detect the material position, shortening run times.

Back Gauge Function (optional)—The feed vise can be used as a back gauge for easy processing of mill ends.



Control Panel



Auto Position Guide Arm

Improved Working Environment

Smart Blade Change—The blade support holder makes changing blades much more efficient.

Chip Flusher—The chip flushing design helps keep the machine clean, especially in traditionally hard-to-reach areas.

Burr Remover—The unique machine design underneath the cutting area helps reduce any resulting burrs.

Smart Balance Positioner —After completion of automatic operation, the remnant material is positioned with the center of gravity over a groove for easy application of a lifting strap.

Discharge Table—The wire groove on the product table can be open and shut.

Environmental Improvements


New Vise Improves Material Yield—A new rear vise design reduces the remnant length to 1.38" (35 mm) plus the length of the part, improving the yield of every bar cut.

LED Work Light—A new LED work light conserves energy, lasts 8X longer, and provides a much brighter cutting environment.

Automatic Cutting Fluid Supply—The automatic system supplies cutting fluid only when the machine is cutting, conserving energy and reducing fluid use.

SMARTCUT BAND (optional)—The optional SMARTCUT BAND reduces cutting chips by 24% and increases yield by using a 0.036" (0.9 mm) backer on a 1.5" (38.1 mm) bandsaw blade.

Dynasaw 430 and 530



Rapid Approach Feature



Split Front Vise

CNC Functions

Accuracy, high-speed cutting and production control are indispensable attributes for our customers. And that's precisely what we provide with our CNC control.

Inexperienced and expert workers can perform optimum cutting by simply inputting blade type and material to be cut. Also, run-in operation for cutting—which was once a troublesome task—can be performed automatically. The system also features computerized control for setting the cutting area and time for each blade.

Program Screen—Basic screen on which information such as material to be cut, length, quantity, etc. can be set and checked. Setting of end cutting or blade deviation allowance and selection of three modes can be made on this screen.

Program List—Data for installed blades and programs can be checked. Data can be easily deleted block by block or all at once.

Blade Registration Screen—Data for blades, including type of blade, pitch, etc., can be stored in the system. Production data is also stored for a blade, which makes it easy to manage your blades.

Steel Type, Shape, and Size Inputting

Window—Steel type, shape, and size to be cut can be registered for essential optimum condition setting from database.

Monitor Screen—This screen allows operators to check height of housing, present position of feed vise, blade speed, descending speed of blade, and more.

Three Mode Selections—With eco mode, cutting speed is slow and the life of the blade is prolonged. With normal mode, standard cutting is performed. With power mode, cutting speed is fast.

Wide Variety of Options

Roller Table—Provides auxiliary support for material that extends beyond the machine table.

Vertical Vise—When cutting small-diameter bundled rods, the bundle is clamped from above so that material does not spring up. It can be contained in the main body without removing it. (Cutting capability may change.)

Vise Pressure Control Valve—When clamping thin-wall pipe, deformation is prevented by adjusting the clamping pressure of the vise.

Signal Tower—Operating status, such as working or completion of cutting, can be noticed from a distance.

SMARTCUT BAND Type—By reducing cutting margin, more products can be produced from a single bar. Discharge of cutting chips per cut and power consumption are reduced, and environmental conditions are improved.

QR Code—Save time and reduce errors by printing QR codes on instruction sheets issued at the office and read back in at the machine side.

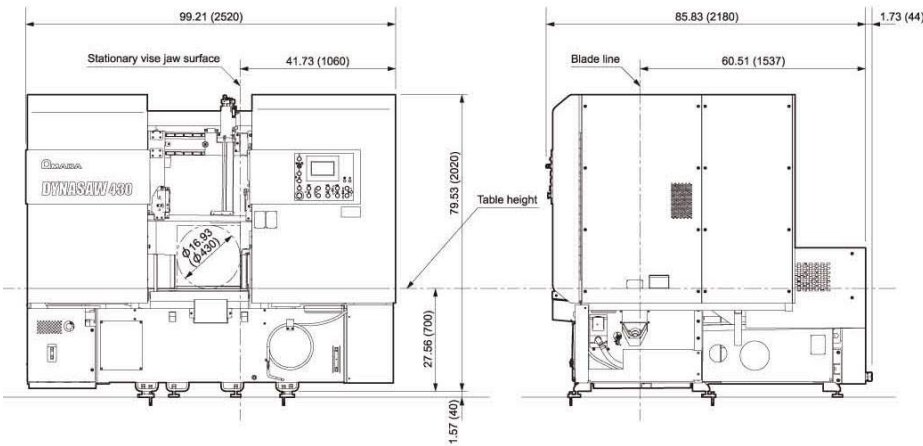
RT Conveyor—Upon completion of the cutting, the remnant material* is automatically returned to the conveyor. The conveyor shifts to the next lane and the material is fed automatically and cutting starts. Preparation for the next material can be made even when the bandsaw is cutting, increasing the operation rate considerably.

*Minimum length of remnant material is 1.77" (45 mm).

Dynasaw 430 Machine Specifications

CUTTING CAPACITY	Round (diameter)	1 18"~16.93" (Ø30 mm~430 mm)
	Rectangle (W x H)	1.18" x 1.18"~16.93" x 16.93" (30 mm x 30 mm~430 mm x 430 mm)
	Min. cut-off length	0.394" (10 mm)
	Min. remnant length	1.38" plus length of parts (35 mm plus length of parts)
BLADE	Size (L x T X W)	17'5" x 0.050" x 1.5" (5300 mm x 1.3 mm x 41 mm)
	Speed	49~394 ft/min (15~120 m/min)
MOTORS	Blade	7.5 HP (5.5 kW)
	Hydraulic pump	2 HP (1.5 kW)
	Coolant pump	1/4 HP (0.18 kW)
	Wire brush	1/8 HP (0.09 kW)
FEEDING VISE STROKE LENGTH		27.6" (700 mm)
TABLE HEIGHT		27.6" (700 mm)
ALLOWABLE LOAD		6623 lb (3000 kg)
POWER REQUIREMENT		13 kVA
MACHINE WEIGHT		7716 lb (3500 kg)

Floor Layout

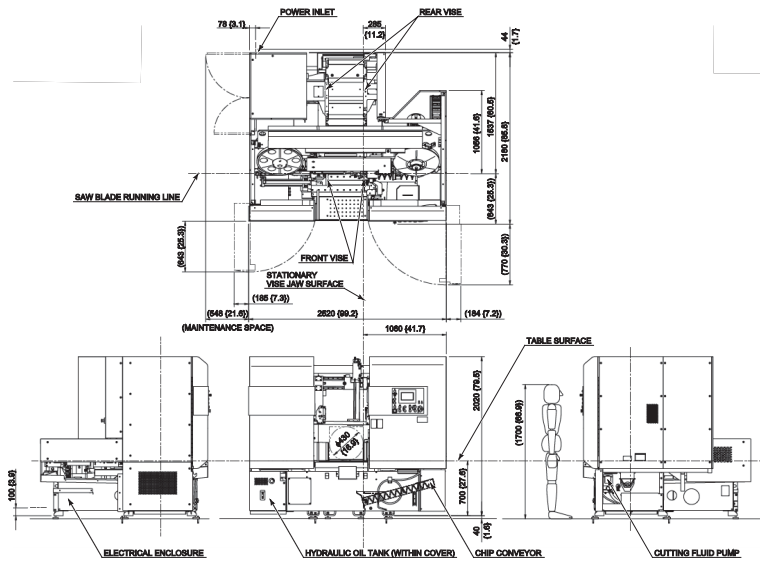


Dynasaw 430 and 530

Dynasaw 530 Machine Specifications

CUTTING CAPACITY	Round (diameter)	1 18"~20.87" (Ø30 mm~530 mm)
	Rectangle (W x H)	1.18" x 1.18"~20.87" x 20.87" (30 mm x 30 mm~530 mm x 530 mm)
	Min. cut-off length	0.394" (10 mm)
	Min. remnant length	1.5" (35 mm)
BLADE	Size (W x T x L)	2" x 0.063" x 19'5" (54 mm x 1.6 mm x 5920 mm)
	Speed	49~394 ft/min (15~120 m/min)
MOTORS	Blade	10 HP (7.5 kW)
	Hydraulic pump	2 HP (1.5 kW)
	Coolant pump	1/4 HP (0.18 kW)
	Wire brush	1/8 HP (0.09 kW)
FEEDING VISE STROKE LENGTH		27.6" (700 mm)
TABLE HEIGHT		27.6" (700 mm)
ALLOWABLE LOAD		10,141 lb (4600 kg)
POWER REQUIREMENT		15 kVA
MACHINE WEIGHT		9921 lb (4500 kg)

Floor Layout



See Amada Saws at Work



The AMTA Technical Center was created to provide a unique atmosphere for visitors to experience the latest manufacturing technology in action. This stunning 40,000-square-foot facility houses the latest Amada technology in each product group. Much more than just an exhibit, every machine, automation accessory, and software program in the facility is fully operational and ready to empower customers to solve their most challenging manufacturing applications.

Specifications, appearance and dimensions are subject to change without notice at the sole discretion of Amada's Engineering Department.

There may be differences between the specifications described in this catalog and the Amada products actually shipped. Please ask our staff for more detail.

The products in the catalog may be subject to the provisions of foreign exchange and the Foreign Trade Law. When exporting cargo subject to such controls, permission pursuant to regulation is required. Please contact our business representative in advance when exporting products overseas.

When using our products, safety equipment is required depending on the operational task.

For safe and correct operation, ensure thorough reference to the Instruction Manual prior to operation.

The cutting performance data in this catalog may be affected by temperature, the cutting materials, tool materials, and cutting conditions, etc. Please note that such data are not guaranteed.

AMADA MACHINE TOOLS AMERICA, INC.

www.amadamt.com

MAIN OFFICE

2324 Palmer Drive
Schaumburg, IL 60173
tel (847) 285-4800
fax (847) 519-2127

BRANCH OFFICE

7025 Firestone Blvd
Buena Park, CA 90621
tel (714) 739-2111

BANDSAW AND BLADE BUSINESS

bandsaws@amadamt.com
bladeorders@amadamt.com
bandsawparts@amadamt.com
bandsawservice@amadamt.com

GRINDER BUSINESS

grinders@amadamt.com
grinderparts@amadamt.com
grinderservice@amadamt.com