

SOLUTION

HORIZONTAL POST STYLE

PA260MPC • PA360MPC • PA460MPC • PA22MPC




COMPLETE METALWORKING SOLUTIONS
(800) 991-4225 www.ahbinc.com
ISO Certified customerservice@ahbinc.com




HIGH PRODUCTION SAWING for ALL MATERIALS

- Split Front Vise
- HMI Touch Screen Control
- Automatic Chip Removal
- Bi-Directional Shuttle Vise
- Full Stroking Hydraulic Vises
- Robust Rigid Dual Column Design
- Fully Adjustable Hydraulic Down Feed
- Automatic Height Selection with Fast Approach



1 METER INDEXING SHUTTLE



SAFETY FEATURES

- COVERED CHIP AUGER
- COVER INTERLOCKS
- STALLED OR BROKEN BLADE SENSOR
- LOCKOUT TAGOUT CAPABLE
- TWO HANDED FRONT VISE CLAMP OPERATION
- SAFETY RAILING AROUND SHUTTLE

*Pictures may include some optional equipment.

*Some safety equipment may have been removed or opened to illustrate products clearly and must be in place, and functioning, prior to operation.

STANDARD FEATURES

- **SPEED RANGE:** Infinitely variable through a frequency inverter drive and heavy-duty worm gear transmission. The broad speed range allows for optimum cutting of a large spectrum of materials. A read out at the operator's touch screen assures accurate speed setting.
- **BLADE GUIDE:** The hydraulic clamping and combination roller bearing and carbide blade guides reduce heat and blade stress providing longer blade life and accuracies of $\pm .002$ per inch (.051 mm) of cut material. Large anti-vibration rollers help to increase blade life.
- **HYDRAULIC SHUTTLE FEED:** Multi length shuttle indexing up to 999". The shuttle comes to positive stops at both ends of the index, assuring cutoff length accuracy. Repeatability is $\pm .005$ " per index. The shuttle vise jaw floats hydraulically to accommodate crooked stock assuring straight, accurate cuts.
- **HYDRAULIC DOWN FEED:** Feed rate and down pressure can be controlled independently for fast, accurate cutting. Setup is made easy through the color-coded dial allowing the operator to select the optimum setting for the type of material being cut. Both settings are made at the operator's station.
- **MPC PROGRAMMABLE CONTROL:** Conveniently located on the operator's control panel, this touch screen control allows the operator to program and store up to 100 jobs. Inputs include Part Length from 0 to 999" (0-25 m) (in inches up to 3 decimal places) and Number of Pieces to be cut. The Automatic Piece Counter stops each job when the pre-set number of cuts has been made. The control provides the option of running up to 20 parts in one job consecutively. MPC Control includes a material library for setting speeds and feeds.
- **FULL STROKING HYDRAULIC VISE JAWS:** The front vise jaws are split to reduce the remnant to as little as 2.75" (70 mm). The split vise jaws also help to reduce burrs left on the material and are ideal for bundle cutting, and holding the workpiece.
- **CHIP BRUSH:** Powered from the main drive shaft of the saw, the brush changes speed along with the blade to assure that chips are being removed from each gullet of the blade, improving cutting performance and blade life.
- **AUTOMATIC CHIP REMOVAL:** The chip auger rotating in the coolant return removes chips quickly and efficiently, freeing the operator to perform more productive operations. Coolant is allowed to drain back to the tank before the chips are removed from the machine.
- **VARIABLE VISE PRESSURE:** Hydraulic clamping pressure to the work holding jaws can be adjusted as required to hold solid or thin wall material, allowing the piece to be held securely and without distortion.
- **SGLB BLADE:** These are the standard blades that are included with machine purchase.

OPTIONAL FEATURES

- **ROLLER CONVEYORS**
- **AUTOMATIC MIST LUBE**
- **HYDRAULIC HOLD DOWNS**
- **OUT OF SQUARE DETECTOR**



*Pictures may include some optional equipment.

*Some safety equipment may have been removed or opened to illustrate products clearly and must be in place, and functioning, prior to operation.



OPERATORS CONTROL STATION



VISES




AUTOMATIC CHIP REMOVAL



TOUCH SCREEN CONTROL



TOP CLAMPS



FIRST SECTION DEAD ROLLER

