

SOLUTION

HORIZONTAL SCISSOR STYLE

PA10MPC • PA13MPC • PA18MPC



AHB
TOOLING & MACHINERY

COMPLETE
METALWORKING
SOLUTIONS

(800) 991-4225

www.ahbinc.com

ISO Certified

customerservice@ahbinc.com



AMADA
AMADA MACHINERY AMERICA, INC.

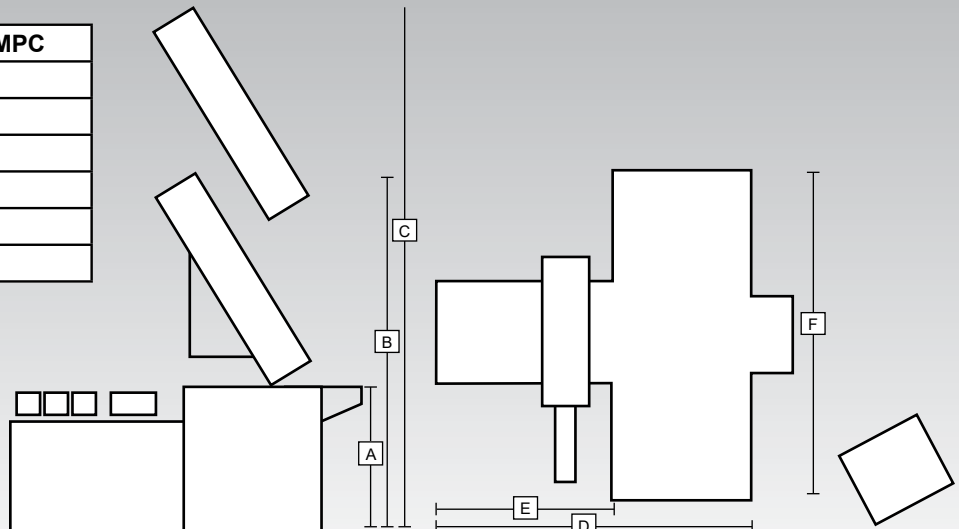
HIGH PRODUCTION SAWING for SOLID & STRUCTURAL MATERIAL

- Split Front Vise
- HMI Touch Screen Control
- Automatic Chip Removal
- Bi-Directional Shuttle Vise
- Full Stroking Hydraulic Vises
- Fully Adjustable Hydraulic Down Feed
- Automatic Height Selection with Fast Approach



PRODUCT SPECIFICATIONS & DIMENSIONS

	PA10MPC	PA13MPC	PA18MPC
A	27"	27"	27"
B	44"	53"	57"
C	64"	80"	93"
D	75"	84"	88"
E	77"	84"	98"
F	43"	43"	48"



*Pictures may include some optional equipment.
 *Some safety equipment may have been removed or opened to illustrate products clearly and must be in place, and functioning, prior to operation.

STANDARD FEATURES

- **SPEED RANGE:** 70-330 feet per minute (21-101 meters per minute) variable through a frequency inverter drive and heavy-duty worm gear transmission. The broad speed range allows for optimum cutting of a large spectrum of materials. A read out on the operator's touch screen assures accurate speed setting.
- **BLADE GUIDE:** The combination roller bearing and carbide blade guides reduce heat and blade stress providing longer blade life and accuracies of + .002 per inch (.051 mm) of cut material.
- **HYDRAULIC SHUTTLE FEED:** Multi length shuttle indexing up to 999". The shuttle comes to positive stops at both ends of the index, assuring cutoff length accuracy. Repeatability is + .005 per index. The shuttle vise jaw floats hydraulically to accommodate crooked stock assuring straight, accurate cuts.
- **HYDRAULIC DOWN FEED:** Feed rate and down pressure can be controlled independently for fast, accurate cutting. Setup is made easy through the color-coded dial allowing the operator to select the optimum setting for the type of material being cut. Both settings are made at the operator's station.
- **MPC PROGRAMMABLE CONTROL:** Conveniently located on the operator's control panel, this touch screen control allows the operator to program and store up to 100 jobs. Inputs include Part Length from 0 to 999" (0-25 m) (in inches up to 3 decimal places) and Number of Pieces to be cut. The Automatic Piece Counter stops each job when the pre-set number of cuts has been made. The control provides the option of running up to 20 parts in one job consecutively. MPC Control includes a material library for setting speeds and feeds.
- **FULL STROKING HYDRAULIC VISE JAWS:** The front vise jaws are split to reduce the remnant to as little as 2.75" (70 mm). The split vise jaws also help to reduce burrs left on the material and are ideal for bundle cutting.
- **CHIP BRUSH:** Powered from the main drive shaft of the saw, the brush changes speed along with the blade to assure that chips are being removed from each gullet of the blade, improving cutting performance and blade life.
- **AUTOMATIC CHIP REMOVAL:** The chip auger rotating in the coolant return removes chips quickly and efficiently, freeing the operator to perform more productive operations. Coolant is allowed to drain back to the tank before the chips are removed from the machine.
- **VARIABLE VISE PRESSURE:** Hydraulic clamping pressure to the work holding jaws can be adjusted as required to hold solid or thin wall material, allowing the piece to be held securely and without distortion.
- **SGLB BLADE:** These are the standard blades that are included with machine purchase.

OPTIONAL FEATURES


- AUTOMATIC MIST LUBE
- HYDRAULIC HOLD DOWNS
- EXTENSION ROLLER TABLE
- FIRST SECTION ROLLER TABLE

SAFETY FEATURES

- COVERED CHIP AUGER
- COVER INTERLOCKS
- STALLED OR BROKEN BLADE SENSOR
- LOCKOUT TAGOUT CAPABLE
- TWO HANDED FRONT VISE CLAMP OPERATION
- SAFETY RAILING AROUND SHUTTLE



TOP CLAMPS



CHIP BRUSH



AUTOMATIC CHIP REMOVAL



VARIABLE VISE PRESSURE



HYDRAULIC VISE JAWS



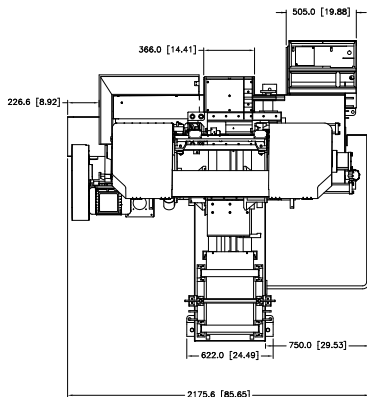
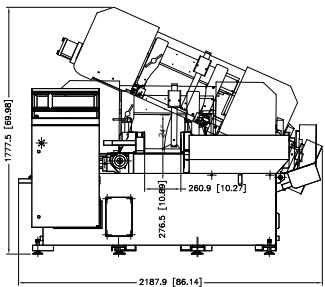
AMADA SGLB BLADE

PRODUCT SPECIFICATIONS & DIMENSIONS

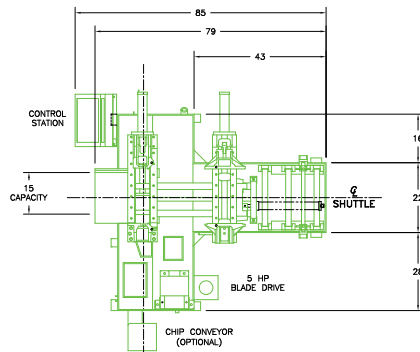
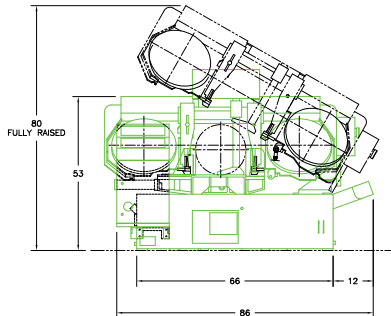
Horizontal Scissor Style

	PA10MPC	PA13MPC	PA18MPC
Rectangular Capacity	10" x 12"	13" x 14"	18" x 18"
Round Capacity	10"	13"	18"
Speed Range	70-330 FPM	70-330 FPM	70-330 FPM
Shuttle Feed Travel	0-16" (0-406 mm) Max Part Length 999"	0-20" (0-508 mm) Max Part Length 999"	0-20" (0-508 mm) Max Part Length 999"
Blade Size	1.25" x 0.42" x 11'6"	1.25" x 0.42" x 13'6"	1.5" x 0.42" x 15'4"
Blade Guides	Combination Roller Bearing & Carbide	Combination Roller Bearing & Carbide	Combination Roller Bearing & Carbide
Blade Tension	30,000 psi	30,000 psi	30,000 psi
Blade Drive	5 H.P. (3.75 kW)	5 H.P. (3.75 kW)	7.5 H.P. (5.6 kW)
Coolant Pump	1/8 H.P. (0.09 kW)	1/8 H.P. (0.09 kW)	1/4 H.P. (0.18 kW)
Hydraulic Pump	1 H.P. (.75 kW)	1 H.P. (.75 kW)	2 H.P. (1.5 kW)
Table Height	27"	27"	27"
Machine Weight	3,500 lbs (1588 kg)	4,200 lbs (1905 kg)	5,600 lbs (2540 kg)

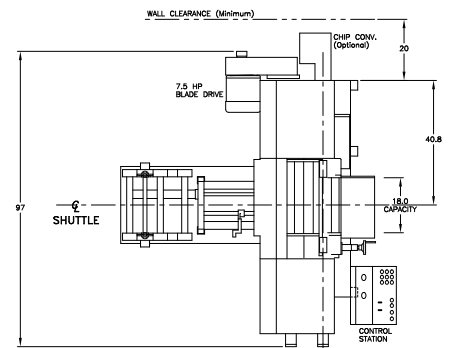
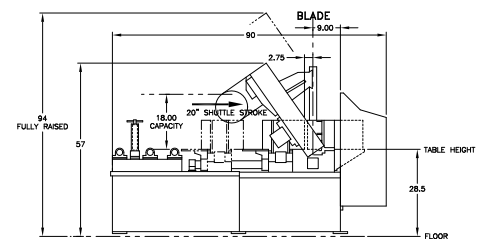
PA10MPC



PA13MPC



PA18MPC



⚠ Before using this product, please read the operator's manual carefully and follow all applicable instructions.
 • When using our products, safety equipment is required depending on the operational task.

* Specifications, appearance and equipment are subject to change without notice by reason of improvement.
 * Please use the machine model name as PA10MPC, PA13MPC, or PA18MPC, when applying for administration applications.
 * For any inquiries, please contact local Amada Machinery America, Inc. office.

© AMADA MACHINERY AMERICA, INC. All Rights Reserved.