



## Double Column Bandsaws

*A Full Range of Precision Double Column Horizontal Bandsaws*



- Precision Semi-Automatic Bandsaws
- Precision Fully-Automatic Bandsaws
- Precision Power Table Miter Bandsaws

# 13" (330mm) Semi-Automatic & Automatic Double Column Bandsaw



Shown with optional Bundle Clamp

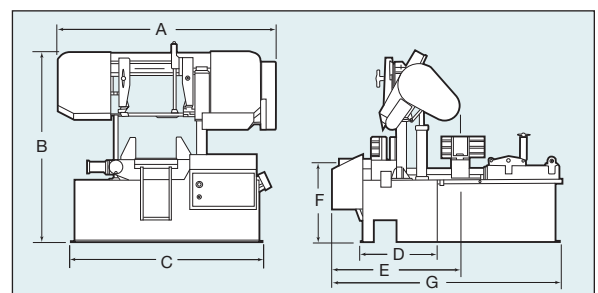
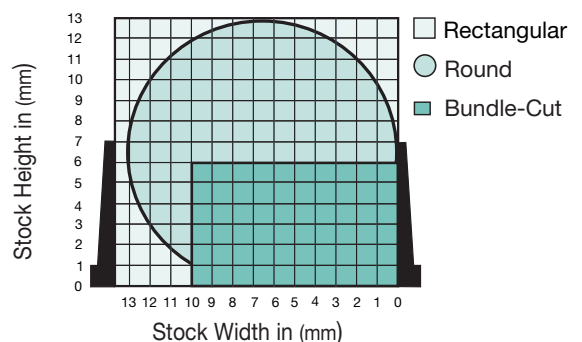
## H330A Features:

- Automatic cutting cycle synchronized with an automatic barfeed mechanism and stock clamping action
- Precise cut-off length setting, with digital readout, is calibrated in .01" (.25mm) increments up to 16" (406mm)
- Cutting Piece Counter is used to preset the number of the pieces cut
- Multiple stroke preset counter for cutting lengths longer than 15.75" (400mm), max. 9 strokes
- Automatic blade shut-off at end of cut

## H330A & H330SA Features:

- Infinitely variable blade speed
- Low voltage protection
- Hydraulically controlled cutting feed maintains a constant cutting rate
- Power-driven brush continually flushed by cutting fluid
- Auto head rapid approach and elevation control
- 1.25" (32mm) wide blade
- Solid carbide blade guides with rollers
- Coolant application through both guides
- Hydraulic band tension control
- Quick-Action hydraulic twin-vise, split vise allows cuts to within 2" (50mm) of bar end
- Two (2) year limited warranty

## Cutting Capacities:



Specification	H330A	H330SA
Drive Motor*	5 Hp, (3.7kw) 230/460v 3 ph	
Hydraulic Motor	1 Hp (.7kw)	1 Hp (.7kw)
Coolant Motor	.1 Hp (.07kw)	.1 Hp (.07kw)
Hydraulic Oil Capacity	11 gallons (42 liters)	11 gallons (42 liters)
Bandwheel Dia.	16.5" (420mm)	16.5" (420mm)
Blade Speeds V.S.	65-260 f/min (20-80 m/min) Variable Speed	
Blade Size	1.25" x .042" x 154.33" (32 x 1.06 x 3920mm)	
Coolant	Recirculating	Recirculating
Coolant Capacity	21 gallons (80 liters)	21 gallons (80 liters)
Cutting Capacity		
Round	13" (330mm)	13" (330mm)
Rectangular (w x h)	13.7" x 13" (350 x 330mm)	13.7" x 13" (350 x 330mm)
Bundle Cutting**	10" x 6" (254 x 152mm)	-
Feed Length/Index	15.75" (400mm)	-
Max. Feed (9 times)	141.75" (3600mm)	-
Width (A)	84.6" (2150mm)	84.6" (2150mm)
Height (B)	66.1" (1680mm)	66.1" (1680mm)
Base Width (C)	65" (1650mm)	65" (1650mm)
Base Depth (D)	29.2" (742mm)	29.2" (742mm)
Depth (E)	-	48.58" (1234mm)
Bed Height (F)	27.6" (700mm)	27.6" (700mm)
Depth(G)	83.4" (2118mm)	-
Net Weight	3,190 lbs (1450kg)	2,557 lbs (1160kg)
Shipping Weight	4,070 lbs (1850kg)	3,219 lbs (1460kg)

\*Other voltages optional. \*\*With optional Bundle Clamp.  
Specifications are subject to change without notice.

# 16" (405mm) Semi-Automatic & Automatic Double Column Bandsaw



Shown with optional Bundle Clamp

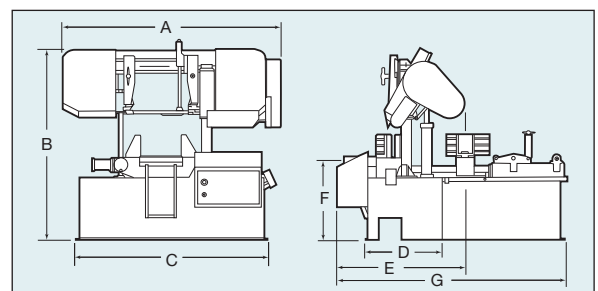
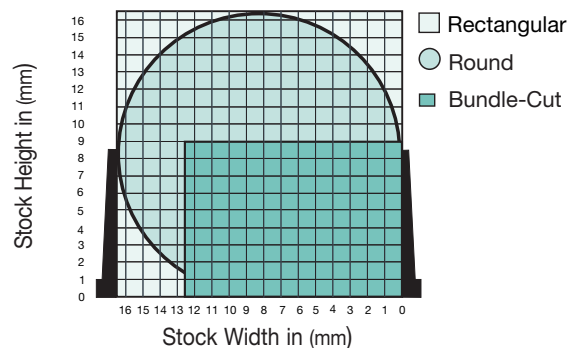
## H400A Features:

- Automatic cutting cycle synchronized with an automatic barfeed mechanism and stock clamping action
- Precise cut off length setting, with digital readout, is calibrated in .01" (.25mm) increments up to 20" (508mm)
- Cutting Piece Counter is used to preset the number of the pieces cut
- Multiple stroke preset counter for cutting lengths longer than 19.7" (500mm), max. 9 strokes

## H400A & H400SA Features:

- Infinitely variable blade speed
- Low voltage protection
- Hydraulically controlled cutting feed maintains a constant cutting rate
- Power-driven brush continually flushed by cutting fluid
- Automatic blade shut-off at end of cut
- Auto head rapid approach and elevation control
- 1.25" (32mm) wide blade
- Solid carbide blade guides with rollers
- Coolant application through both guides
- Hydraulic band tension control Quick-Action hydraulic twin-vice, split vise allows cuts to within 2" (50mm) of bar end
- Two (2) year limited warranty

## Cutting Capacities:



Model	H400A	H400SA
Drive Motor*	5 Hp, (3.7kw) 230/460v 3 ph	5 Hp, (3.7kw) 230/460v 3 ph
Hydraulic Motor	1 Hp (.7kw)	1 Hp (.7kw)
Coolant Motor	.1 Hp (.07kw)	.1 Hp (.07kw)
Hydraulic oil capacity	13.7 gallons (35 liters)	13.7 gallons (35 liters)
Bandwheel Dia.	16.5" (420mm)	16.5" (420mm)
Blade Speeds	65-260 f/min (20-80 m/min) Variable Speed	
Blade Size	1.25" x .042" x 180" (32 x 1 x 4570mm)	1.25" x .042" x 180" (32 x 1 x 4570mm)
Coolant	Recirculating	Recirculating
Coolant Capacity	20 gallons (75 liters)	20 gallons (75 liters)
Cutting Capacity		
Round	15.7" (400mm)	15.7" (400mm)
Rectangular (W x H)	15.7" x 15.7" (400 x 400mm)	15.7" x 15.7" (400 x 400mm)
Bundle Cutting	12.6" x 9" (320 x 230mm)	-
Feed Length/Index	19.7" (500mm)	-
Max. Feed (9 times)	177.3" (4500mm)	-
Width (A)	89.3" (2267mm)	89.3" (2267mm)
Height (B)	69.2" (1758mm)	71.3" (1810mm)
Base Width (C)	75.4" (1915mm)	75.4" (1915mm)
Base Depth (D)	25.6" (650mm)	25.6" (650mm)
Depth (E)	-	46.65" (1185mm)
Bed Height (F)	26.4" (671mm)	27.8" (707mm)
Depth (G)	90.9" (2310mm)	-
Net Weight	5,390 lbs (2450kg)	3,308 lbs (1500kg)
Shipping Weight	6,270 lbs (2850kg)	3,748 lbs (1700kg)

\*Other voltages optional. \*\*With optional Bundle Clamp.  
Specifications are subject to change without notice.

# 18" (460mm) Semi-Automatic & Automatic Double Column Bandsaw



## H460A Features:

- Automatic cutting cycle synchronized with an automatic barfeed mechanism and stock clamping action
- Precise cut off length setting, with digital readout, is calibrated in .01" (.25mm) increments
- Cutting Piece Counter is used to preset the number of the pieces cut
- Multiple stroke preset counter for cutting lengths longer than 19.7" (500mm), max. 9 strokes

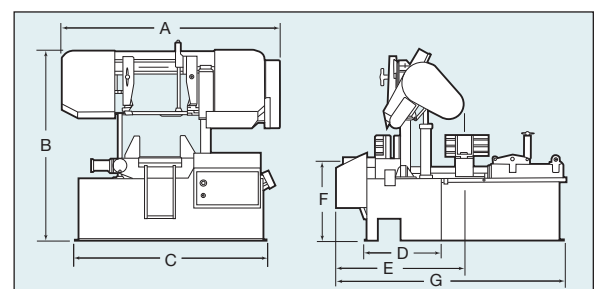
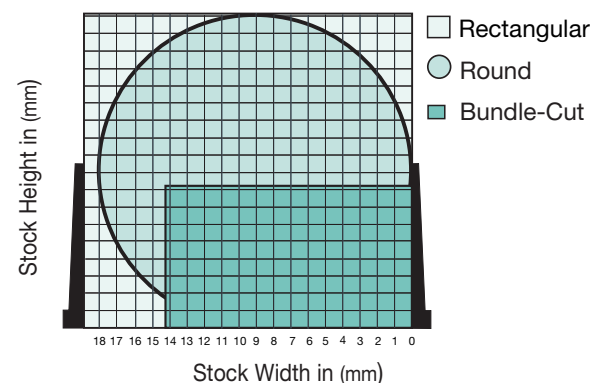
## H460SA & H460A Features:

- Infinitely variable blade speed
- Low voltage controls
- Hydraulically controlled cutting feed maintains a constant cutting rate
- Power-driven brush continually flushed by cutting fluid
- Automatic blade shut-off at end of cut
- Auto head rapid approach and elevation control
- 1.5" (38mm) wide blade
- Solid carbide blade guides with rollers
- Coolant application through both guides
- Hydraulic band tension control
- Quick-Action hydraulic twin-vice, split vise allows cuts to within 2" (50mm) of bar end
- Two (2) year limited warranty

Model	H460A	H460SA
Drive Motor*	7.5 Hp, (5kw) 230/460v 3 ph	7.5 Hp, (5kw) 230/460v 3 ph
Hydraulic Motor	2 Hp (1.4kw)	2 Hp (1.4kw)
Coolant Motor	.1 Hp (.07kw)	.1 Hp (.07kw)
Hydraulic Oil Capacity	14.6 gallons (55 liters)	14.6 gallons (55 liters)
Bandwheel Dia.	23.6" (600mm)	23.6" (600mm)
Blade Speeds V.S	65-260 f/min (20-80 m/min) Variable Speed	
Blade Size	1.5" x .051" x 208.7" (38 x 1.3 x 5300mm)	
Coolant	Recirculating	Recirculating
Coolant Capacity	20 gallons (76 liters)	20 gallons (76 liters)
Cutting Capacity		
Round	18" (460mm)	18" (460mm)
Rectangular (W x H)	18.9" x 18" (480 x 460mm)	18.9" x 18" (480 x 460mm)
Bundle Cutting**	14.4" x 8.2" (365 x 210mm)	-
Feed Length/Index	19.7" (500mm)	-
Max. Feed (9 times)	177.3" (4500mm)	-
Width (A)	107.1" (2720mm)	107.1" (2720mm)
Height (B)	75" (1905mm)	75" (1905mm)
Base Width (C)	78.7" (2000mm)	78.7" (2000mm)
Base Depth (D)	35.4" (900mm)	35.4" (900mm)
Depth (E)	-	54.33" (1380mm)
Bed Height (F)	27.6" (700mm)	27.6" (700mm)
Depth (G)	96.5" (2450mm)	-
Net Weight	7040 lbs (3200kg)	5,070 lbs (2300kg)
Shipping Weight	8,360 lbs (3800kg)	6,173 lbs (2800kg)

\*Other voltages optional. \*\*With optional Bundle Clamp.  
Specifications are subject to change without notice.

## Cutting Capacities:



# 21" (550mm) Semi-Automatic & Automatic Double Column Bandsaw



Shown with optional Bundle Clamp

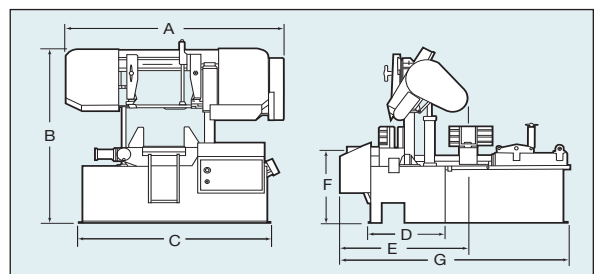
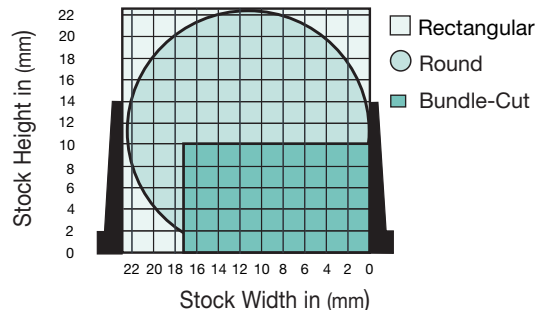
## H550A Features:

- Automatic cutting cycle synchronized with an automatic barfeed mechanism and stock clamping action
- Precise cut off length setting, with digital readout, is calibrated in .01" (.25mm) increments
- Cutting Piece Counter is used to preset the number of the pieces cut
- Multiple stroke preset counter for cutting lengths longer than 19.7" (500mm), max. 9 strokes

## H550SA & H550A Features:

- Infinitely variable blade speed
- Low voltage controls
- Hydraulically controlled cutting feed maintains a constant cutting rate
- Power-driven brush continually flushed by cutting fluid
- Automatic blade shut-off at end of cut
- Auto head rapid approach and elevation control
- 1.5" (38mm) wide blade
- Solid carbide blade guides with rollers
- Coolant application through both guides
- Hydraulic band tension control
- Quick-Action hydraulic twin-vice, split vise allows cuts to within 2" (50mm) of bar end
- Two (2) year limited warranty

## Cutting Capacities:



Model	H550A	H550SA
Drive Motor*	7.5 Hp, (5kw) 230/460v 3 ph	7.5 Hp, (5kw) 230/460v 3 ph
Hydraulic Motor	2 Hp (1.4kw)	2 Hp (1.4kw)
Coolant Motor	.1 Hp (.07kw)	.1 Hp (.07kw)
Hydraulic Oil Capacity	17 gallons (65 liters)	17 gallons (65 liters)
Bandwheel Dia.	23.6" (600mm)	23.6" (600mm)
Blade Speeds	65-260 f/min (20-80 m/min) Variable Speed	
Blade Size	1.5" x .051" x 228." (38 x 1.3 x 5800mm)	
Coolant	Recirculating	Recirculating
Coolant Capacity	16.9 gallons (64 liters)	16.9 gallons (64 liters)
Cutting Capacity		
Round	21.6" (550mm)	21.6" (550mm)
Rectangular (W x H)	23.6 x 21.6" (600 x 550mm)	23.6 x 21.6" (600 x 550mm)
Bundle Cutting**	17.3" x 9.8" (440 x 250mm)	-
Feed Length/Index	19.7" (500mm)	-
Max. Feed (9 times)	177.3" (4500mm)	-
Width (A)	112.2" (2850mm)	112.2" (2850mm)
Height (B)	86.1" (2186mm)	86.1" (2186mm)
Base Width (C)	91.4" (2322mm)	91.4" (2322mm)
Base Depth (D)	46.1" (1170mm)	46.1" (1170mm)
Depth (E)	-	52.17" (1325mm)
Bed Height (F)	27.6" (700mm)	27.6" (700mm)
Depth (G)	96.5" (2450mm)	-
Net Weight	8,375 lbs (3800kg)	5,511 lbs (2500kg)
Shipping Weight	9,920 lbs (4500kg)	6,614 lbs (3000kg)

\*Other voltages optional. \*\*With optional Bundle Clamp.  
Specifications are subject to change without notice.

# 24" (600mm) Semi-Automatic & Automatic Double Column Bandsaw



## H600A Features:

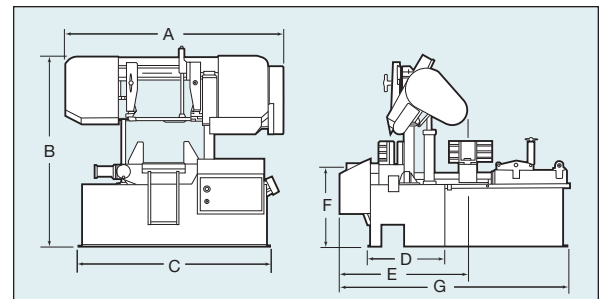
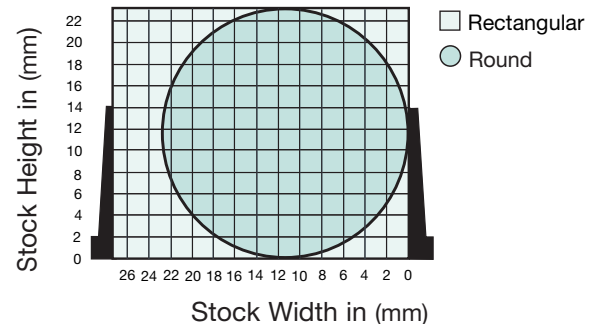
- Automatic cutting cycle synchronized with an automatic barfeed mechanism and stock clamping action
- Precise cut off length setting, with digital readout, is calibrated in .01" (.25mm) increments
- Cutting Piece Counter, is used to preset the number of the pieces cut
- Multiple stroke preset counter for cutting lengths longer than 19.7" (500mm), max. 9 strokes

## H600SA & H600A Features:

- Infinitely variable blade speed
- Low voltage controls
- Hydraulically controlled cutting feed maintains a constant cutting rate
- Power-driven brush continually flushed by cutting fluid
- Automatic blade shut-off at end of cut
- Auto head rapid approach and elevation control
- 2.12" (53mm) wide blade
- Solid carbide blade guides with rollers
- Coolant application through both guides
- Hydraulic band tension control
- Quick-Action hydraulic twin-vise, split vise allows cuts to within 2" (50mm) of bar end
- Two (2) year limited warranty

Model	H600A	H600SA
Drive Motor*	10 Hp, (7.5kw) 230/460v 3 ph	10 Hp, (7.5kw) 230/460v 3 ph
Hydraulic Motor	3 Hp (2.2kw)	3 Hp (2.2kw)
Coolant Motor	.1 Hp (.07kw)	.1 Hp (.07kw)
Hydraulic Oil Capacity	17.6 gallons (45 liters)	17.6 gallons (45 liters)
Bandwheel Dia.	28.3" (720mm)	28.3" (720mm)
Blade Speeds	65-260 f/min (20-100 m/min) Variable Speed	
Blade Size	2.12" x .063" x 267.7" (54 x 1.6 x 6800mm)	2.12" x .063" x 267.7" (54 x 1.6 x 6800mm)
Coolant	Recirculating	Recirculating
Coolant Capacity	25 gallons (95 liters)	25 gallons (95 liters)
Cutting Capacity		
Round	23.6" (600mm)	23.6" (600mm)
Rectangular (W x H)	27.56" x 23.6" (700 x 600mm)	27.56" x 23.6" (700 x 600mm)
Feed Length/Index	19.7" (500mm)	-
Max. Feed (9 times)	177.3" (4500mm)	-
Width (A)	134.9" (3426mm)	134.9" (3426mm)
Height (B)	95" (2414mm)	95" (2414mm)
Base Width (C)	114.2" (2900mm)	114.2" (2900mm)
Base Depth (D)	61.6" (1565mm)	61.6" (1565mm)
Depth (E)	-	67.17" (1706mm)
Bed Height (F)	24.5" (622mm)	24.5" (622mm)
Depth (G)	102" (2588mm)	-
Net Weight	13,200 lbs (5988kg)	8,712 lbs (5988kg)
Shipping Weight	14,520 lbs (6586kg)	9,582 lbs (3952kg)

## Cutting Capacities:



\*Other voltages optional. \*\*With optional Bundle Clamp.  
Specifications are subject to change without notice.

# 28" (720mm) Semi-Automatic & Automatic Double Column Bandsaw



## H700A Features:

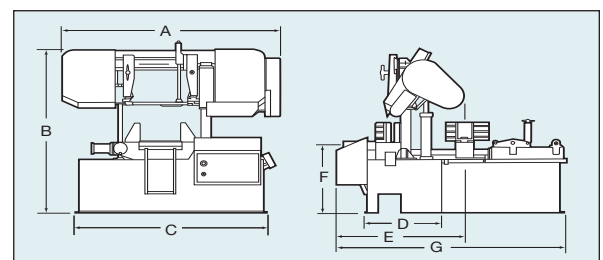
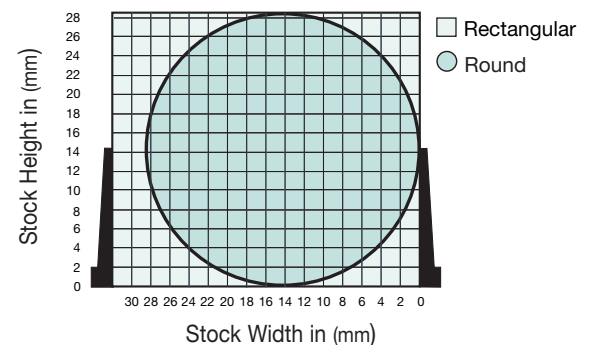
- Automatic cutting cycle synchronized with an automatic barfeed mechanism and stock clamping action
- Precise cut off length setting, with digital readout, is calibrated in .01" (.25mm) increments
- Cutting Piece Counter, is used to preset the number of the pieces cut
- Multiple stroke preset counter for cutting lengths longer than 19.7" (500mm), max. 9 strokes

## H700SA & H700A Features:

- Infinitely variable blade speed
- Low voltage controls
- Hydraulically controlled cutting feed maintains a constant cutting rate
- Power-driven brush continually flushed by cutting fluid
- Automatic blade shut-off at end of cut
- Auto head rapid approach and elevation control
- 2.1" (53mm) wide blade
- Solid carbide blade guides with rollers
- Coolant application through both guides
- Hydraulic band tension control
- Quick-Action hydraulic twin-vice, split vise allows cuts to within 2" (50mm) of bar end
- Two (2) year limited warranty

Model	H700A	H700SA
Drive Motor*	10 Hp, (7.5kw) 230/460v 3 ph	10 Hp, (7.5kw) 230/460v 3 ph
Hydraulic Motor	3 Hp (2.2kw)	3 Hp (2.2kw)
Coolant Motor	.1 Hp (.07kw)	.1 Hp (.07kw)
Hydraulic Oil Capacity	25 gallons (95 liters)	25 gallons (95 liters)
Bandwheel Dia.	28.3" (720mm)	28.3" (720mm)
Blade Speeds	65-260 f/min (20-80 m/min) Variable Speed	
Blade Size	2.12" x .063" x 320" (53 x 1.6 x 8128mm)	
Coolant	Recirculating	Recirculating
Coolant Capacity	25 gallons (95 liters)	25 gallons (95 liters)
Cutting Capacity		
Round	28.3" (720mm)	28.3" (720mm)
Rectangular (W x H)	31.5" x 28.3" (800 x 720mm)	31.5" x 28.3" (800 x 720mm)
Feed Length/Index	19.7" (500mm)	-
Max. Feed (9 times)	177.3" (4500mm)	-
Width (A)	149.7" (3808mm)	152" (3860mm)
Height (B)	93.3" (2370mm)	93.3" (2370mm)
Base Width (C)	114.2" (2900mm)	114.2" (2900mm)
Base Depth (D)	42.1" (1070mm)	42.1" (1070mm)
Depth (E)	-	52.36" (1330mm)
Bed Height (F)	23.9" (607mm)	23.9" (607mm)
Depth	93.3" (2370mm)	-
Net Weight	11,684 lbs (5300 kg)	7,716 lbs (3500 kg)
Shipping Weight	13,200 lbs (6000 kg)	8,818 lbs (4000 kg)


## Cutting Capacities:



\*Other voltages optional.

Specifications are subject to change without notice.

# 31.5" (800mm) & 43" (1100mm) Large Capacity Double Column Bandsaw

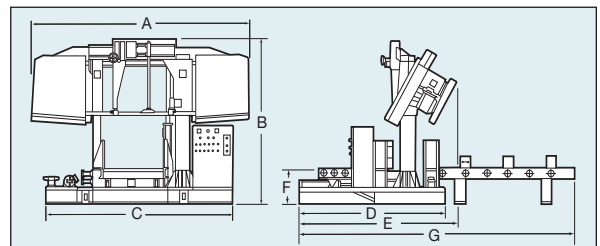
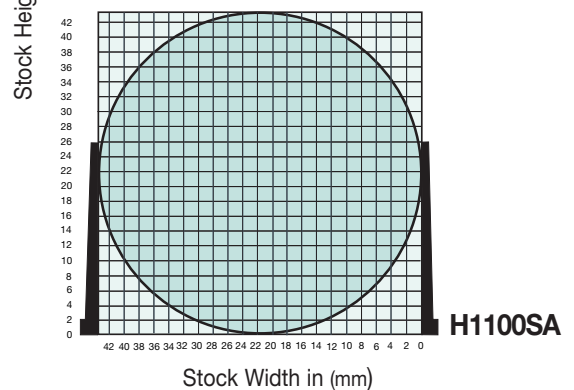
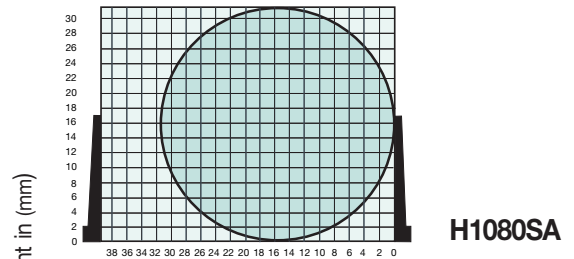


## Features:

- Variable speed drive
- Automatic head elevation control
- Amplify valve/auto adjust cut feed rate
- Power-driven blade cleaning brush and coolant cleaning flush hose
- Idle wheel motion detector blade jam
- Carbide and roller blade guides to ensure perfect alignment and straight cuts
- Hydraulic quick-action vise jaws
- Hydraulic shuttle vise for infeed and outfeed of stock
- Hydraulic blade tension, blade tension is reduced at shut-off
- Double hydraulic vise to clamp both sides of the saw blade
- Double column frame guidance
- Guarded blades and wheel covers
- Blade, tools and tool box, manual
- Two (2) year limited warranty

## Cutting Capacities:


Model	H1080SA	H1100SA
Drive Motor*	15 Hp, (11kw) 230/460v 3 ph	15 Hp, (11kw) 230/460v 3 ph
Hydraulic Motor	3 Hp (2.2kw)	3 Hp (2.2kw)
Coolant Motor	.25 Hp (.18kw)	.25 Hp (.18kw)
Hydraulic Oil Capacity	40 gallons (150 liters)	40 gallons (150 liters)
Bandwheel Dia.	37.6" (955mm)	45.3" (1150mm)
Blade Speeds	39-213 f/min (12-65 m/min) Variable Speed	
Blade Size	2.5" x .063 x 346" (63 x 1.6 x 8800mm)	3.15" x .063 x 425.98" (80 x 1.6 x 10820mm)
Coolant	Recirculating	Recirculating
Coolant Capacity	28 gallons (105 liters)	35 gallons (132 liters)
Cutting Capacity		
Round	31.5" (800mm)	43.31" (1100mm)
Rectangular (W x H)	39.37" x 31.5" (1000 x 800mm)	43.31" x 43.31" (1100 x 1100mm)
Width (A)	161.4" (4010mm)	204.7" (5199mm)
Height (B)	120.9" (3070mm)	135.3" (3436mm)
Base Width (C)	137.8" (3500mm)	179.8" (4566mm)
Base Depth (D)	90.6" (2300mm)	86.6" (2200mm)
Depth (E)	88.31" (2243mm)	86.6" (2200mm)
Bed Height (F)	23.6" (600mm)	24.9" (632mm)
Depth (G)	220.5" (5600mm)	237.4" (6029mm)
Net Weight	22,045 lbs (10000kg)	29,762 lbs (13500kg)
Shipping Weight	24,250 lbs (11000kg)	32,407 lbs (14700kg)



\*Other voltages optional  
Specifications are subject to change without notice



# 51" (1300mm) Large Capacity Double Column Bandsaw

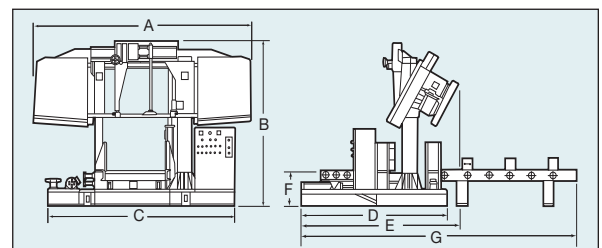
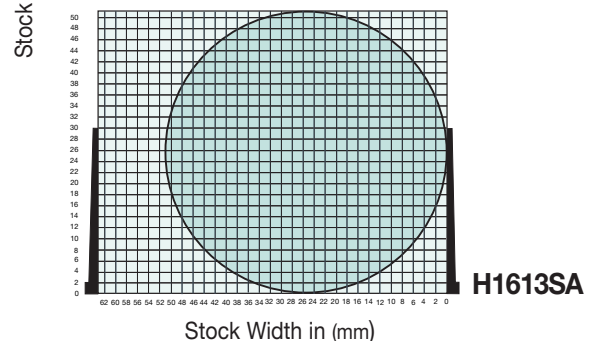
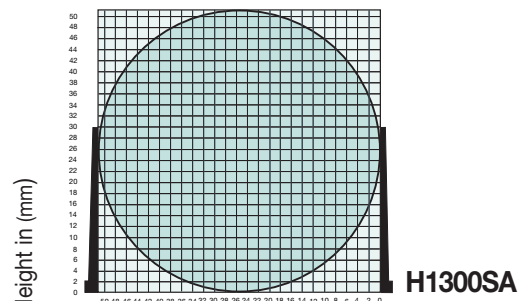


## Features:

- Variable speed drive
- Automatic head elevation control
- Amplify valve/auto adjust cut feed rate
- Power-driven blade cleaning brush and coolant cleaning flush hose
- Idle wheel motion detector blade jam
- Carbide and roller blade guides to ensure perfect alignment and straight cuts
- Hydraulic quick-action vise jaws
- Hydraulic shuttle vise for infeed and outfeed of stock
- Hydraulic blade tension, blade tension is reduced at shut-off
- Double hydraulic vise to clamp both sides of the saw blade
- Double column frame guidance
- Guarded blades and wheel covers
- Blade, tools and tool box, manual
- Two (2) year limited warranty

## Cutting Capacities:


Model	H1300SA	H1613SA
Drive Motor*	20 Hp, (15kw) 230/460v 3 ph	20 Hp, (15kw) 230/460v 3 ph
Hydraulic Motor	5 Hp (3.7kw)	5 Hp (3.7kw)
Coolant Motor	.25 Hp (.18kw)	.25 Hp (.18kw)
Hydraulic Oil Capacity	39 gallons (148 liters)	39 gallons (148 liters)
Bandwheel Dia.	53.1" (1350mm)	53.1" (1350mm)
Blade Speeds	39-197 f/min (12-60 m/min) Variable Speed	
Blade Size	3.15" x .063 x 484.25" (80 x 1.6 x 12300mm)	3.15" x .063 x 507.87" (80 x 1.6 x 12900mm)
Coolant	Recirculating	Recirculating
Coolant Capacity	33 gallons (125 liters)	33 gallons (125 liters)
Cutting Capacity		
Round	51.18" (1300mm)	51.18" (1300mm)
Rectangular (W x H)	51.18" x 51.18" (1300 x 1300mm)	63" x 51.18" (1600 x 1300mm)
Width (A)	208.7" (5300mm)	225.6" (5730mm)
Height (B)	140.6" (3570mm)	151.1" (3840mm)
Base Width (C)	169.7" (4310mm)	203.4" (5166mm)
Base Depth (D)	94.5" (2400mm)	102.3" (2600mm)
Depth (E)	84.65" (2150mm)	98.31" (2500mm)
Bed Height (F)	24" (610mm)	25.6" (650mm)
Depth (G)	224.4" (5700mm)	259.8" (6600mm)
Net Weight	35,273 lbs (16000kg)	42,430 lbs (18200kg)
Shipping Weight	38,580 lbs (17500kg)	43,430 lbs (19700kg)



\*Other voltages optional.

Specifications are subject to change without notice.

# 27" (700mm), 25" (650mm) & 31" (800mm) Power Table Miter Bandsaw



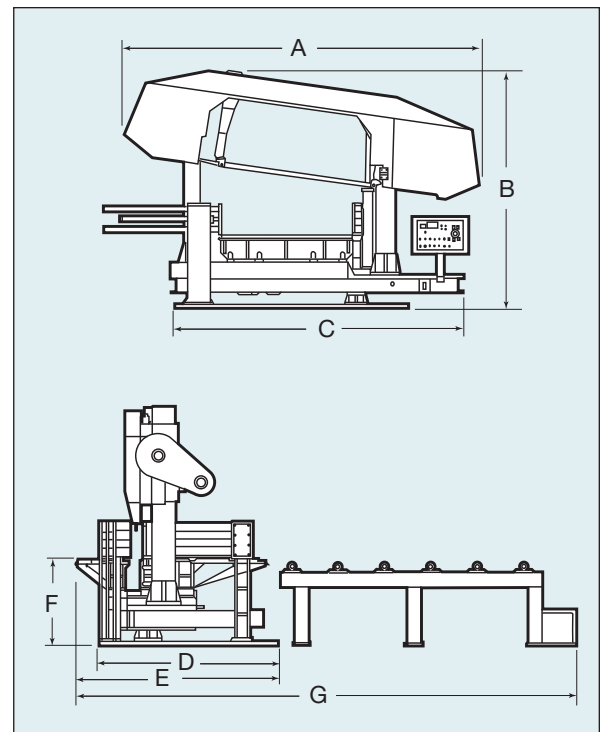
## Features:

- Variable speed drive
- Power-driven blade cleaning brush and coolant cleaning flush hose
- Idle wheel motion detector blade jam
- Carbide and roller blade guides to ensure perfect alignment and straight cuts
- Hydraulic quick-action vise jaws
- Hydraulic blade tension, blade tension is reduced at shut-off
- Double hydraulic vise to clamp both sides of the saw blade
- 8° blade tilt for optimum beam cutting
- Hydraulic cylinder drive to change miter cutting angle
- Guarded blades and wheel covers
- Blade, tools and tool box, manual
- Two (2) year limited warranty


Model	MH800S	MH1865S	MH1080S
Drive Motor*	10 Hp, (7.5kw) 230/460v 3 ph	10 Hp, (7.5kw) 230/460v 3 ph	10 Hp, (7.5kw) 230/460v 3 ph
Hydraulic Motor	3 Hp (2.2kw)	3 Hp (2.2kw)	3 Hp (2.2kw)
Coolant Motor	.25 Hp (1.8kw)	.25 Hp (1.8kw)	.25 Hp (1.8kw)
Hydraulic Oil Capacity	29.6 gallons (112 liters)	30 gallons (114 liters)	30 gallons (114 liters)
Bandwheel Dia.	37.3" (947mm)	37.3" (947mm)	37.3" (947mm)
Blade Speeds	82-260 f/min (25-80 m/min) Variable Speed		
Blade Size	2.64" x .063" x 334" (54 x 1.6 x 8500mm)	2.64" x .063" x 417" (67 x 1.6 x 10600mm)	2.64" x .063" x 357" (67 x 1.6 x 9070mm)
Coolant	Recirculating	Recirculating	Recirculating
Coolant Capacity	22 gallons (84 liters)	22 gallons (84 liters)	22 gallons (84 liters)
90° Cutting Capacity			
Round	27.56" (700mm)	25.59" (650mm)	31.5" (800mm)
Rectangular (W x H)	27.56" x 27.56" (700 x 700mm)	25.59" x 25.59" (650 x 650mm)	31.5" x 31.5" (800 x 800mm)
H Beam (W x H)	31.5" x 27.56" (800 x 700mm)	70.87" x 25.59" (1800 x 650mm)	39.37" x 31.5" (1000 x 800mm)
45° Cutting Capacity			
Round	21.65" (550mm)	25.59" (650mm)	23.65" (600mm)
Rectangular (W x H)	21.65" x 21.65" (550 x 550mm)	25.59" x 25.59" (650 x 650mm)	23.65" x 23.65" (600 x 600mm)
H Beam (W x H)	21.65" x 27.56" (550 x 700mm)	47.34" x 25.59" (1200 x 650mm)	23.65" x 31.5" (600 x 800mm)
Width (A)	110.2" (2800mm)	220.2" (5594mm)	167.4" (4253mm)
Height (B)	126" (3200mm)	131" (3328mm)	127.3" (3235mm)
Base Width (C)	81.1" (2059mm)	162.2" (4119mm)	133.9" (3400mm)
Base Depth (D)	52.2" (1325mm)	83.5" (2121mm)	74.8" (1900mm)
Depth (E)	60.08" (1526mm)	91.5" (2325mm)	82.68" (2100mm)
Bed Height (F)	35.4" (900mm)	39.6" (1005mm)	32.5" (825mm)
Depth (G)	190" (4825mm)	263" (6680mm)	222.8" (5660mm)
Net Weight	16,535 lbs (7500kg)	31,967 lbs (14500kg)	20,944 lbs (9500kg)
Shipping Weight	17,857 lbs (8100kg)	34,392 lbs (15600kg)	23,149 lbs (10500kg)

\*Other voltages optional.

Specifications are subject to change without notice.



# 35" (900mm), 33" (850mm) Power Table Miter Bandsaw



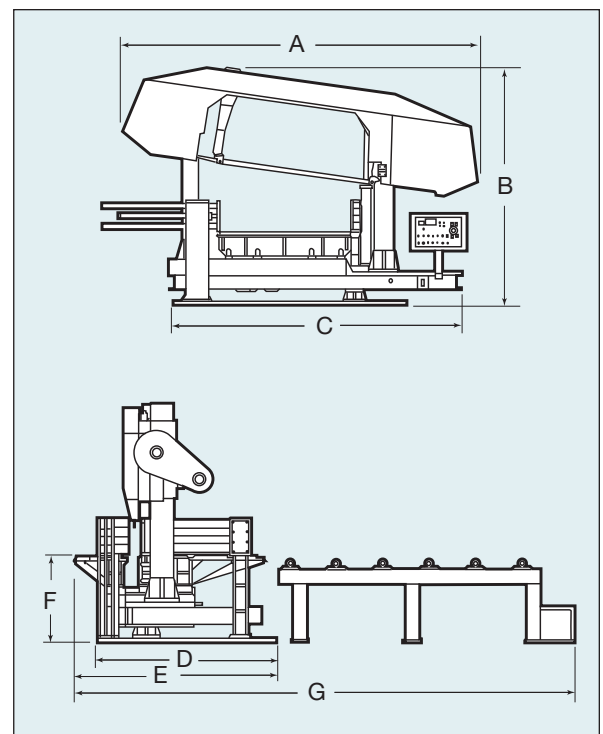
## Features:

- Variable speed drive
- Power-driven blade cleaning brush and coolant cleaning flush hose
- Idle wheel motion detector blade jam
- Carbide and roller blade guides to ensure perfect alignment and straight cuts
- Hydraulic quick-action vise jaws
- Hydraulic blade tension, blade tension is reduced at shut-off
- Double hydraulic vise to clamp both sides of the saw blade
- 8° blade tilt for optimum beam cutting
- Hydraulic cylinder drive to change miter cutting angle
- Guarded blades and wheel covers
- Blade, tools and tool box, manual
- Two (2) year limited warranty

Model	MH1190S	MH1385S	MH1690S
Drive Motor*	15 Hp, (11kw) 230/460v 3 ph	20 Hp, (15kw) 230/460v 3 ph	15 Hp, (11kw) 230/460v 3 ph
Hydraulic Motor	3 Hp (2.2kw)	3 Hp (2.2kw)	3 Hp (2.2kw)
Coolant Motor	.25 Hp (1.8kw)	.25 Hp (1.8kw)	.25 Hp (1.8kw)
Hydraulic Oil Capacity	30 gallons (114 liters)	30 gallons (114 liters)	30 gallons (114 liters)
Bandwheel Dia.	45.27" (1150mm)	37.3" (950mm)	45.27" (1150mm)
Blade Speeds	82-260 f/min (25-80 m/min) Variable Speed		
Blade Size	2.64" x .063 x 425" (67 x 1.6 x 10818mm)	3.15" x .063 x 484" (80 x 1.6 x 12300mm)	2.64" x .063 x 432" (67 x 1.6 x 10980mm)
Coolant	Recirculating	Recirculating	Recirculating
Coolant Capacity	22 gallons (84 liters)	22 gallons (84 liters)	33 gallons (84 liters)
90° Cutting Capacity			
Round	35.43" (900mm)	33.46" (850mm)	35.43" (900mm)
Rectangular (W x H)	35.43" x 35.43" (900 x 900mm)	33.46" x 33.46" (850 x 850mm)	35.43" x 35.43" (900 x 900mm)
H Beam (W x H)	43.3" x 35.43" (1100 x 900mm)	51.18" x 33.46" (1300 x 850mm)	62.99" x 35.43" (1600 x 900mm)
45° Cutting Capacity			
Round	25.59" (650mm)	33.46" (850mm)	35.43" (900mm)
Rectangular (W x H)	25.59" x 25.59" (650 x 650mm)	33.46" x 33.46" (850 x 850mm)	35.43" x 35.43" (900 x 900mm)
H Beam (W x H)	27.56" x 25.59" (700 x 650mm)	39.37" x 33.46" (1000 x 850mm)	39.37" x 35.43" (1000 x 900mm)
Width (A)	188.3" (4783mm)	202.5" (5144mm)	205.4" (5218mm)
Height (B)	137.4" (3491mm)	139.8" (3550mm)	137.4" (3491mm)
Base Width (C)	139.6" (3546mm)	144.4" (3669mm)	156.7" (3980mm)
Base Depth (D)	82.7" (2100mm)	87.6" (2225mm)	83.6" (2124mm)
Depth (E)	90.55" (2300mm)	95.47" (2425mm)	91.5" (2324mm)
Bed Height (F)	37.6" (955mm)	38.8" (985mm)	37.6" (955mm)
Depth (G)	226.4" (5750mm)	233.3" (5925mm)	249" (6325mm)
Net Weight	25,353 lbs (11500kg)	29,762 lbs (13500kg)	31,526 lbs (14300kg)
Shipping Weight	27,778 lbs (12600kg)	32,186 lbs (14600kg)	33,730 lbs (15300kg)

\*Other voltages optional.

Specifications are subject to change without notice.





Your Single Source for Machine Tools

### Clausing Precision Drills

- Clausing Belt-drive Drills
- Clausing Geared-head Drills
- Clausing Radial Drills

### Clausing Precision Mills

- Clausing Bed Mills
- Clausing CNC Bed Mills
- Clausing Knee Mills
- Clausing EVS Knee Mills

### Clausing Precision Lathes

- Clausing/Colchester Geared Head Lathes
- Clausing/Colchester Professional V.S. Lathes
- Clausing/Harrison Standard Lathes
- Clausing Large Swing Standard and CNC Lathes

### Clausing Precision Grinders

- Clausing Manual Grinders
- Clausing 2 Axes Hydraulic Grinders
- Clausing 3 Axes Hydraulic Grinders
- Clausing ASDII Automatic Grinders

### Clausing Precision Cutting Machines

- Clausing/Kalamazoo Horizontal Bandsaws
- Clausing/Kalamazoo Vertical Bandsaws
- Clausing/Kalamazoo Tilt Frame Miter Bandsaws
- Clausing/Kalamazoo Cold Saws

For detailed catalogs of the full line of Clausing Machine Tools visit our Web Site:

**[www.clausing-industrial.com](http://www.clausing-industrial.com)**

or e-mail us and request an electronic (pdf) catalog at:

**[info@clausing-industrial.com](mailto:info@clausing-industrial.com)**

*Your Authorized Clausing Precision Machine Tools Distributor*



Clausing Industrial, Inc.  
1819 North Pitcher Street  
Kalamazoo, Michigan 49007-1886

Toll Free: 800-323-0972  
Phone: 269-345-7155  
Fax: 269-345-5945

Web Site: [www.clausing-industrial.com](http://www.clausing-industrial.com)  
Information: [info@clausing-industrial.com](mailto:info@clausing-industrial.com)

Clausing Machine Tools used by:



To Build A Winning Race Car... You Need Precision Machine Tools!