

# AHB

TOOLING & MACHINERY

COMPLETE METALWORKING SOLUTIONS

(800) 991-4225

[www.ahbinc.com](http://www.ahbinc.com)

ISO Certified

[customerservice@ahbinc.com](mailto:customerservice@ahbinc.com)

# flagler

SINCE 1949

## ROLLFORMING MACHINERY



## PRODUCTS CATALOG

MADE IN THE USA



# TABLE OF CONTENTS

<b>PITTSBURGH MACHINES</b>	
24 Junior	3
22 Portable	3
20 Standard	4
20 High Speed	4
16 & 18 Heavy Duty	5
<b>FLANGERS</b>	
16 & 18 Power Flanger	6
20 Power Flanger	6
20 Hand Flanger	7
Flanger Lubaroll	7
20 High Speed Button Lock	8
Light Gauge Button Lock	9
20 Button Punch Power Flanger	9
Quadformer	10
Cleatmaster	11
1/2" Standing S	11
Snap Lock	12
1" Standing S	12
Duct Flange	13
Universal Machines	14
Spin Collar	15
Hemmed Collar	15
Dovetail	16
Cleatfolder	17
Drive Turn Hemmer	17
Gang Slitter	18
Beader	18
"S" Lock	19
Hemming Machine	19-20
Specials	21-22

**All machine capacities listed are based on galvanized or CRS**

GAUGE NO.	EQUIVALENT	METRIC EQUIVALENT
16	0.062"	1.5 mm
18	0.050"	1.25 mm
20	0.038"	1.00 mm
22	0.032"	0.80 mm
24	0.028"	0.71 mm
26	0.020"	0.51 mm
28	0.018"	0.46 mm
30	0.015"	0.38 mm

# flagler

The Flagler Corporation was founded in October, 1949 by Roy G. Flagler, who previously held the position of Works Manager for a machine tool company that produced machinery for the HVAC industry. Roy founded the business around the 22 Gauge Portable Pittsburgh machine. He then continued to add to the Standard Line of products along with designing and building custom roll forming machinery. He remained President of The Flagler Corporation until his death in 1969.

Harley J. Flagler, current President began working at Flagler in 1956. He began in manufacturing to learn the business from the ground up, soon moved into engineering and then to President in 1974. Upon becoming President of Flagler, he streamlined the processes, improved coordination between departments and maximized inventory control. Harley has also worked closely with the distributor network and factory representatives, increasing both customer base and satisfaction.

Harley Flagler Jr. , current Vice President, joined The Flagler Corporation in 1997. Like his father, he too, began in manufacturing to learn all facets of the operation. He has worked to increase the capabilities of Flagler by building upon the standard line, improving manufacturing processes and adding to the scope of custom machinery.

All machinery produced by Flagler is 100% American made; designed, manufactured and assembled in Chesterfield, MI USA. Combining CNC machinery and the latest in CAD/CAM technology together with engineering “know how” enables Flagler to continue to offer the highest quality machinery at competitive pricing.

At Flagler, we pride ourselves on our unmatched level of customer support. This is shown from our knowledgeable staff to the over \$1,000,000 in spare parts inventory. We provide the experience and technical support to meet the rollforming needs of our customers. We invite all inquiries, large and small.



The Flagler Corporation today

## 24 JUNIOR

By far the most popular of all Pittsburgh machines. Ideal for jobsite manufacturing, smaller or startup companies. The 24 Junior will form the 5/16" Pittsburgh Lock on 24 Ga. and lighter galvanized metal. Manufactured with top mount starter and a convenient cabinet overhang, this unit can be bench mounted. Or it can be freestanding if purchased with the optional floor stand. Add the optional flanging attachment to produce all of your fitting needs.

### SPECIFICATIONS

- Capacity: 24 Ga.
- Speed: 30 fpm
- Depth of Pocket: 5/16" - uses approximately 1" of material
- Motor: 1/2 HP 115/1/60/1800 RPM
- Dimensions: 32" long, 16" wide, 14" high
- Shipping Weight: 150 lbs.

Shown with optional Flanging Attachment and Floor Stand



## 22 PORTABLE

Originally designed by Roy Flagler in 1949, the 22 Portable Pittsburgh will form the 5/16" Pittsburgh Lock on 22 Ga. and lighter galvanized metal. This machine also has extended shafts for auxiliary tooling. The 22 Portable is manufactured with top mount starter and a convenient cabinet overhang, this unit can be bench mounted. Or it can be freestanding if purchased with the optional floor stand. Add the optional flanging attachment to produce all of your fitting needs.

### SPECIFICATIONS

- Capacity: 22 Ga.
- Speed: 17 fpm
- Depth of Pocket: 5/16" - uses approximately 1" of material
- Extended Shafts: For 1 set of Auxiliary Tooling
- Motor: 1/2 HP 115/1/60/1800 RPM
- Dimensions: 34" long, 16" wide, 14" high
- Shipping Weight: 200 lbs.

### AUXILIARY TOOLING AVAILABLE

(All are 22 Ga. Capacity unless noted)

- 3/8" Double Seam Rolls
- 1 1/8" Drive Cleat Rolls
- 3/8" Right Angle Flange Rolls
- 1/4" x 180 Degree Closed Hem Rolls (26 Ga.)

Shown with optional Flanging Attachment and Floor Stand



## 20 STANDARD

The 20 Standard Pittsburgh machine is ideal for small to medium sized shops looking for a freestanding Pittsburgh machine with 20 Ga. capacity. The unique Flagler design features 3 separate piece shaft design (roll, shaft, gear) unlike the competitive machines that utilize one piece construction which results in higher repair costs. This machine features auxiliary shafts for optional tooling as well as an optional flanging attachment.



Shown with optional Flanging Attachment

### SPECIFICATIONS

Capacity: 20 Ga.

Speed: 23 fpm

Depth of Pocket: 5/16" - uses approximately 1" of material

Extended Shafts: For 1 set of Auxiliary Tooling

Motor: 3/4 HP 115/1/60/1800 RPM

Dimensions: 36" long, 16-1/2" wide, 37" high

Shipping Weight: 320 lbs.

### AUXILIARY TOOLING AVAILABLE

(All are 20 Ga. Capacity unless noted)

3/8" Double Seam Rolls

1 1/8" Drive Cleat Rolls

3/8" Right Angle Flange Rolls



## 20 HIGH SPEED

The 20 High Speed machine outperforms and outlasts the competition. This machine utilizes the same construction as the Flagler 16 Ga. Heavy Duty. Other manufacturers simply "beef up" their 20 Ga. Pittsburgh and run at 75 fpm. The strength of the Flagler 20 High Speed Pittsburgh allows the user to run at 100 fpm for years of high production. The unique Flagler design features 3 separate piece shaft design (roll, shaft, gear) unlike the competitive machines that utilize one piece construction which results in higher repair costs.



Shown with optional short parts feeder.

### SPECIFICATIONS

Capacity: 20 Ga.

Speed: 100 fpm

Depth of Pocket: 5/16" - uses approximately 1" of material

Extended Shafts: For 1 set of Auxiliary Tooling

Motor: 3 HP 230/460/3/60/1800 RPM

Dimensions: 60" long, 30" wide, 42" high

Shipping Weight: 500 pounds

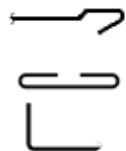
### AUXILIARY TOOLING AVAILABLE

(All are 20 Ga. Capacity unless noted)

3/8" Double Seam Rolls

1 1/8" Drive Cleat Rolls

3/8" Right Angle Flange Rolls



Machine comes standard with extended shafts for auxiliary tooling. Also you can select to add the optional short parts feeder to run parts down to 6" long. The 20 High Speed Pittsburgh is a 6 station machine. You can upgrade to a 20 HS7, a 7 station machine to be able to utilize more sets of auxiliary tooling.



# 16 & 18 HEAVY DUTY PITTSBURGH

The 16 & 18 Heavy Duty Pittsburgh machines come standard with 3/8" Pittsburgh Lock Rolls on the 18 and 1/2" Pittsburgh Lock Rolls on the 16. The unique Flagler design features 3 separate piece shaft design (roll, shaft, gear) unlike the competitive machines that utilize one piece construction which results in higher repair costs. They also feature a calibrated dial at the last forming station for gauge adjustment. These machines also feature extended shafts for optional tooling.



## SPECIFICATIONS

Capacity: 16 Ga. - 16-20

18 Ga. - 18-22

Speed: 45 fpm

Depth of Pocket:

16 Ga. - 1/2" - uses approx. 1-1/2" of material

18 Ga. - 3/8" - uses approx. 1-1/4" of material

Extended Shafts: For 1 set of Auxiliary tooling

Motor: 16 Gauge: 3HP 230/460/3/60/1800 RPM

18 Gauge: 2HP 230/460/3/60/1800 RPM

Dimensions: 56" long, 24" wide, 41" high

Shipping Weight: 750 lbs.

## AUXILIARY TOOLING AVAILABLE

1/2" Double Seam Rolls (16-20 Ga.)

3/8" Double Seam Rolls (20-26 Ga.)

7/16" Right Angle Flange Rolls (16-20 Ga.)

3/4" Standing Seam Rolls (16-20 Ga.)

5/16" Pittsburgh Rolls (20-26 Ga.)

5/8" Tap-In (3 in 1) Rolls (22-28 Ga.)

5/8" End Cap Rolls (22-28 Ga.)

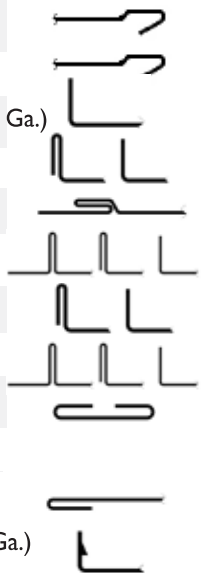
1/2" Tap-In (3 in 1) Rolls (22-28 Ga.)

1 1/8" Drive Cleat Rolls (20-28 Ga.)

1 1/8" Drive Cleat Rolls with Slitter

1/2" x 180° Hem Rolls (20-28 Ga.)

1/2" Male Button Lock Rolls (20-28 Ga.)



## 16 & 18 POWER FLANGER

The 16 & 18 Power Flanger machines form a 1/4" tall right angle flange on the 18 and 3/8" tall right angle flange on the 16. They will form this flange on straight or curved pieces. The machines feature a heavy duty oil bath gear reduction.



### SPECIFICATIONS

16 Ga.: 3/8" high flange (16-20 Ga.)

18 Ga.: 1/4" high flange (18-22 Ga.)

Speed: 18 fpm

Motor: 16 Ga. - 3/4 HP 120/1/60/1800

18 Ga. - 1/2 HP 120/1/60/1800

Shipping Weight: 185 lbs.

Dimensions: 24" long x 24" wide x 40" high

## 20 POWER FLANGER

The 20 Stand Alone Flanger is designed 7/32" tall right angle flange on 20 Ga. and lighter galvanized steel. It will form this flange on straight or curved pieces. This unit features the flange follower guide for ease of operation.



### SPECIFICATIONS

Capacity: 20 Ga.

Speed: 23 fpm

Motor: 1/2 HP 120/1/60/1800

Shipping Weight: 160 lbs.

Dimensions: 24" long x 24" wide x 40" high

## 20 HAND FLANGER

The Flagler Hand Flanger turns a 7/32" tall flange on inside or outside radii as small as 1 3/4". Releasing the top roll allows for the removal of a closed flange. This unit clamps to any shop bench and can be operated either left or right handed.



## FLAGLER LUBAROLL



Heavy duty Degalvanizer & Cleaner for Machine Rollers and Punch Press Dies.

Sold in case quantities of (12) 15 oz. cans.



# 20 HIGH SPEED BUTTON LOCK

The 20 High Speed Button Lock Machine outperforms and outlasts the competition. The only machine on the market that can form 20-30 Ga. galvanized steel at 100 fpm. This machine features inboard female button lock rolls and outboard male button lock rolls. The female rolls feature a calibrated dial at the last forming station for gauge adjustment. The male button lock rolls feature replaceable tool bits. Female lock uses approximately 1-3/8" material.

Offset Male Button Lock rolls are also available to produce a flat panel seam. Male rolls can be removed and replaced with any set of Flagler 10 Station tooling.



Exclusive dial adjustment for instant changing for all gauges 20-30.



## SPECIFICATIONS



ABOVE: Split Shear Roll assembly on Male Button Lock can be resharpened and features multiple keyways for new shear points.



RIGHT: Replaceable tool bits for the Male Button Lock.

Capacity: 20-30 Ga.

Speed: 100 fpm

10 Stations

1" dia. (at bearing) hardened and ground spindles

Hardened feed gauges

Motor: 5 HP 230/460/3/60/1800 RPM

Shipping Weight: 950 lbs.

Dimensions: 74" long x 30" wide x 48" high

Optional Offset Male for Flush Seam



# LIGHT GAUGE BUTTON LOCK MACHINE

The 24 Button Lock is ideal for smaller or residential sheet metal contractors who only run 24 Ga. and lighter duct. Equipped with 1/2" Button Lock Female Lock Rolls inboard male rolls mounted on auxiliary shafts. Male Button Lock Rolls feature replaceable tool bit inserts, just as the 20 Ga. model. Female lock uses approximately 1-1/8" material.



## SPECIFICATIONS

Capacity: 24-28 Ga.

Speed: 100 fpm

7 Stations

Motor: 3 HP 230/460/3/60/1800 RPM

Shipping Weight: 700 lbs

Dimensions: 56" x 24" x 40" high

*Optional:  
Also available in 110V, Max. 26 Ga., 30 FPM*



# 20 BUTTON PUNCH POWER FLANGER

The 20 Button Lock Power Flanger is designed for curved pieces utilizing the button lock. The machine is a 2 step operation. Operator first forms the flange on the bottom level, next inserts the piece into the top level to punch the buttons. It features the same heavy duty oil bath gear reduction as the Flagler 16 & 18 Ga. Power Flangers as well as the flange follower guide for ease of operation.

## SPECIFICATIONS

Capacity: 20-26 Ga.

Speed: 18 fpm

Produces a 7/16" high male button lock

Motor: 3/4 HP 120/1/60/1800

Shipping Weight: 220 lbs.

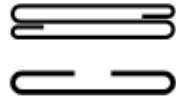
Dimensions: 24" long x 24" wide x 40" high



**flagler**

# QUADFORMER

The Quadformer machine is standard with Reinforced "S" Cleat (22-28 Ga.) and 1 1/8" Drive Cleat Rolls (20-28 Ga.) mounted inboard and 2 sets of extended shafts for auxiliary tooling. Add the optional head mounted Quad-Cutter attachment for slitting blanks for the "S" and Drive Cleats.



## SPECIFICATIONS

### Capacity:

"S" Cleat: 22-28 Ga.

Drive Cleat: 20-28 Ga.

Speed: 100 fpm

10 Stations

1" dia. (at bearing) hardened and ground spindles

Motor: 5 HP 230/460/3/60/1800 RPM

Shipping Weight: 1,100 lbs.

Dimensions: 74" long x 34" wide x 48" high



## AUXILIARY TOOLING AVAILABLE

1/2" Female Button Lock Rolls (20-30 Ga.)

1/2" Male Button Lock Rolls (20-30 Ga.)

5/16" Pittsburgh Rolls (20-28 Ga.)

3/8" Pittsburgh Rolls (20-28 Ga.)

5/8" Tap-In (3 stage) (22-28 Ga.)

1/2" Tap-In (3 stage) (22-28 Ga.)

1/2" x 180° Hem Rolls (20-28 Ga.)

1/2" x 180° Tear Drop Hem (20-28 Ga.)

3/8" Hem x 1/2" Kick (Drip Edge) (24-28 Ga.)

1/2" Hem x 5/8" Kick (Drip Edge) (24-28 Ga.)

1/2" Double Seam Rolls (20-24 Ga.)

3/8" Double Seam Rolls (20-28 Ga.)

7/16" Right Angle Flange Rolls (16 or 20 Ga.)

3/4" Standing Seam Rolls (16-20 Ga.)

1 1/8" Drive Cleat Rolls (20-28 Ga.)

1 1/8" Drive Cleat with Slitter

5/8" End Cap Rolls (22-28 Ga.)

Full Reeves Rolls (M & F) (26-28 Ga.)

Modified Reeves Rolls (M & F) (24-28 Ga.)

Slip Lock Rolls (M & F) (26-28 Ga.)

Pitts.Type Button Lock (M & F) (24-28 Ga.)

5/8" x 1" Boot Cleat (26 Ga.)



*Optional Pivoting Head Quad Cutter Attachment (24 gauge max.) for slitting blanks for "S" and Drive Cleats. Cutter-head disengages for running pre-cut blanks.*

# CLEATMASTER

Choose between either Reinforced "S" Cleat, 1 1/8" Drive Cleat, or Boot Cleat Tooling in the center position. This machine has 2 sets of extended shafts for auxiliary tooling.



For auxiliary tooling, see previous page.

## SPECIFICATIONS

Capacity: Based on internal tooling

Internal tooling: (1 set only)

"S" Cleat: 22-28 Ga.

Drive Cleat: 20-28 Ga.

Boot Cleat: 26-28 Ga.



Speed: 100 fpm

10 Stations

1" dia. (at bearing) hardened and ground spindles

Motor: 5 HP 230/460/3/60/1800 RPM

Shipping Weight: 1,000 lbs.

Dimensions: 74" long x 30" wide x 48" high

# 1/2" STANDING S

This machine comes standard with 1/2" Standing "S" Cleat Tooling down the center and has 2 sets of extended shafts for auxiliary tooling.



For auxiliary tooling, see previous page.

## SPECIFICATIONS

Capacity: 24-28 Ga.

Speed: 100 fpm

12 Stations

1" dia. (at bearing) hardened and ground spindles

Motor: 7 1/2 HP 230/460/3/60/1800 RPM

Shipping Weight: 1,200 lbs.

Dimensions: 82" long x 30" wide x 48" high



**flagler**

# SNAP LOCK

This machine comes standard with either Full Reeves Lock or Modified Reeves Lock tooling for the production of round duct.

SPECIFICATIONS	
Capacity: Full Reeves - 26 Ga.	Modified Reeves - 24 Ga.
Speed: 100 fpm	
10 Stations	
1" dia. (at bearing) hardened and ground spindles	
Motor: 5 HP 230/460/3/60/1800 RPM	
Shipping Weight: 1,000 lbs.	
Dimensions: 74" long x 30" wide x 48" high	



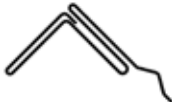
## 1" STANDING S

The Model UH-412-Q comes standard with 1" Standing "S" Cleat tooling in the center position. This 12 station machine features 1 1/2" diameter shafts and a 6-way adjustable finished part straightener. There are also 2 sets of extended shafts for auxiliary tooling.

SPECIFICATIONS	
Capacity: 22 Ga.	
Speed: 60 fpm (optional 100 fpm)	
Standard with 1" Standing "S" Cleat Rolls in the center position.	
Motor: 7 1/2 HP 230/460/3/60/1800 RPM	
Dimensions: 130" long, 36" wide, 48" high	
Shipping Weight: Approximately 3,500 lbs.	

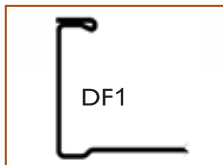



For auxiliary tooling, see next page.

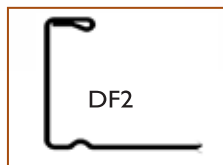


# DUCT FLANGE

Choose from either a DF1 (12 station) or a DF2 (14 station). Both models feature 1 1/2" diameter shafts with the DF rolls mounted on the left side standard. Center tooling can be added at the factory and or auxiliary tooling on the opposite side. Each machine comes standard with a short parts feeder. The feeder rail can be raised or lowered for proper part alignment with the tooling.







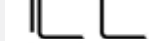
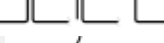



OR



## SPECIFICATIONS

- Capacity: 18-26 Ga.
- Speed: 60 fpm (optional up to 100 fpm)
- 12 Stations - DF1
- 14 Stations - DF2
- 1-1/2" dia. (at bearing) hardened and ground spindles
- Hardened feed gauge
- Rise/Fall short parts feeder
- Motor: 7-1/2 HP 230/460/3/60/1800 RPM
- Lubrication points at all bearings
- Extended shafts for auxiliary tooling
- Shipping Weight: 3,500 lbs.
- Dimensions: 130" long x 32" wide x 40" high
- Dual head version also available

## AUXILIARY TOOLING AVAILABLE

- 5/16" Pittsburgh Rolls (20-28 Ga.) 
- 3/8" Pittsburgh Rolls (18-22 Ga.) 
- 1/2" Pittsburgh Rolls (16-24 Ga.) 
- 1 1/2" Standing Seam Rolls (16-20 Ga.) 
- 1 1/4" Standing Seam Rolls (18-22 Ga.) 
- 1 1/8" Tap-In (3 in 1) Rolls (18-22 Ga.) 
- Clip Rolls (20-24 Ga.) 
- 1" Standing "S" Cleat, inboard (22-28 Ga.) 
- 2" x 2" Angle, inboard (16-20 Ga.) 



# UNIVERSAL MACHINES

The Flagler Corporation offers several machines which do not have any tooling installed as standard and can be arranged to meet a particular need. The type of application will dictate the proper machine to use. Please consult the factory for choosing the best setup.

## H-2-1/2-7 & H-2-1/2-10

### SPECIFICATIONS

This Machine is standard equipped with no tooling in the center position. There are (2) sets of extended shafts to form any of the Auxiliary Rolls listed on page 5 for 7 station or page 10 for 10 station.

Speed: 30 or 100 fpm

Motor: 2 HP 230/460/3/60/1800 RPM - 7 station  
3 HP 230/460/3/60/1800 RPM - 10 station

Shipping Weight: varies



Model H-2-1/2-7 shown

---

## H-257 & H-2510

This machine is recommended when forming on prepainted stock or special profiles due to the individual micrometer adjustments on each of the top shafts.

### SPECIFICATIONS

This Machine is standard equipped with no tooling in the center position. There are (2) sets of extended shafts

Speed: 30 or 100 fpm

Motor: 2 HP 230/460/3/60/1800 RPM - 7 station  
3 HP 230/460/3/60/1800 RPM - 10 station

Shipping Weight: varies



Model H-2510 shown

# SPIN COLLAR

This machine will form the spin pocket, then crimp, bead, and coil the parts from 4"-16" diameters in 24 Ga. and lighter galvanized steel. Machine runs at 100 fpm, has adjustable outrigger guide and movable crimp and beading dies for variable width parts. Choose from a 6" wide or 12" wide model. Add the optional front end notching station to prevent having to prenotch the blanks.



## SPECIFICATIONS

Capacity: 24 Ga.

Speed: 100 fpm

6" Machine 2 1/2"-6" wide blanks

12" Machine 2 1/2"-12" wide blanks

Motor: 2 HP 230/460/3/60/1800 RPM

Dimensions: 60" long x 30" wide 6" model  
60" long x 36" wide 12" model

Shipping Weight: Approximately 750 lbs. 6" model  
Approximately 950 lbs. 12" model

Optional Pneumatic Notching Head for Front End Notch

# HEMMED COLLAR

This machine is designed to form a 1/8" safety edge hem on one side of a 2 1/8" blank and then coil the part into diameters ranging from 4"-16". It is ideal for manufacturers who want a safety edge on their fittings.



## SPECIFICATIONS

Capacity: 24 Ga.

Speed: 70 fpm

Motor: 1/2 HP 115/1/60/1800 RPM

Dimensions: 36" long, 20" wide

Shipping Weight: 200 lbs.

# DOVETAIL COLLAR MACHINE

Equipped with Rotary Notching Unit built-in (24 ga.), hardened feed gauge and outrigger, coiling arrangement complete with adjustable Crimp and Bead, 4"-16" diameters. Additional Bead Rolls are available. The blank width is adjustable from 3"-6".

## SPECIFICATIONS



Capacity: 24-28 Ga

Speed: 65 fpm

Motor: ¾ HP 120/1/60/1800 RPM

Shipping Weight: 250 lbs

Dimensions: 20" x 36" x 40" high



# CLEATFOLDER

The Flagler Cleatfolder machines are all controlled via a micro PLC. They all have a maximum capacity of 20 Ga. and are an open throat design.

## SPECIFICATIONS

Micro PLC Controlled  
Speed: 2-second cycle-EC: 4-second cycle: AC  
Maximum Gauge Capacity: 20 Ga.  
Open Throat Design  
Large Feed & Side Tables  
Guard Safety Switch  
Back Gauge: Armor Plated Steel Inserts  
Hardened Bending Bar Standard

### Models Available

#### Electric - 2 HP 230/3/60 Standard

EC-36: 27" wide x 65" long x 46" high

Shipping Weight: 1,150 lbs.

EC-30: 27" wide x 59" long x 46" high

Shipping Weight: 1,050 lbs.

#### Pneumatic - 90 PSI 120/1/60 Standard

AC-24: 27" wide x 50" long x 46" high

Shipping Weight: 650 lbs.

AC-30: 27" wide x 59" long x 46" high

Shipping Weight: 800 lbs.



# DRIVE TURN HEMMER

The Drive Turn Hemming machine is designed for hem-skip forming. This means that it will form the drive turns on prenotch pieces of duct. It is micro PLC controlled so the operator selects whether they want to form the 1st and 3rd sections or the 2nd and 4th sections. The machine has extended shafts out the opposite side for optional auxiliary tooling.

## SPECIFICATIONS

Capacity: 20-28 Ga.  
Speed: Approx. 100 fpm  
Length of Hem: 7/16"-1/2"  
Motor: 5 HP 230/460/3/60/1800 RPM  
100 PSI Compressed Air (3/8" Line) also required  
Dimensions: 72" long x 30" wide  
Shipping Weight: 1,050 lbs.

See page 9 for available auxiliary tooling



# SLITTER

The Flagler Sheet Gang Slitter comes standard with 3 pair of slitter knives. This unit is available in 3 models- 36", 48" and 60" widths. These Flagler slitters will slit bronze, aluminum, brass, and other materials as well as conventional galvanized sheets. All blade assemblies are fully adjustable over the width of the machine. Micrometer adjustments on the main slitting arbor for fast, positive adjustment.



## SPECIFICATIONS

Capacity: Slitter, 3 cuts on 22 to 26 Ga.

Beader, 3 beads on 22 to 26 Ga.

Speed: 60 fpm

Motor: 1/2 HP 115/1/60/60 RPM

Dimensions:

GS-336 50" long, 31" wide

GS-348 62" long, 31" wide

GS-360 74" long, 31" wide

Shipping Weight:

GS-336 535 lbs.

GS-348 640 lbs.

GS-360 745 lbs.

# BEADER

The Flagler Sheet Beader is designed for forming 5 beads on a 60" wide sheet at 12" increments per standards. With a fully adjustable feed gauge and Micrometer adjustments on the main arbors for fast, positive adjustment.



## SPECIFICATIONS

Capacity: 18 Ga. 60" wide

Speed: Approx. 60 fpm

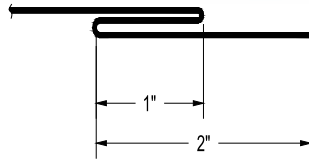
Motor: 3/4 HP 115/1/60/1800 RPM

Dimensions: 68" long x 30" wide

Shipping Weight: 900 lbs.

# S-LOCK MACHINE

Designed for the 1" S-Lock profile on 22 ga. and lighter prepainted steel



## SPECIFICATIONS

Capacity: 24-28 Ga. Prepainted

Speed: 60 fpm

12 Stations

Motor: 7 1/2 HP 230/460/3/60/1800 RPM

Shipping Weight: 3,500 Lbs

Extended Shafts for auxiliary tooling

Dimensions: 130" x 32" x 40" high

See page 13 for available auxiliary tooling

# SAFETY EDGE HEMMER

The model H-1756- Hem will form a 1/4" safety edge hem on 26 Ga. and lighter galvanized steel. This machine is ideal for HVAC fabricators who want to remove the raw edges from their boots and fittings.



Shown with optional floor stand

## SPECIFICATIONS

Capacity: 26 Ga.

Speed: 50 fpm

Length of Hem: 1/4"

Extended shafts: For 1 set of Auxiliary Tooling

Motor: 1/2 HP 115/1/60/1800 RPM

Dimensions: 34" long x 16" wide x 14" high

Shipping Weight: 200 lbs.





# HEM ROLL FORMING MACHINE

This machine is designed for forming 1/2" x 180 degree hem on 24 Ga. and lighter prepainted steel, aluminum or copper. It is an excellent addition to roofing and sheet metal shops that want to speed up production of their flashings and trim by pre-hemming these parts prior to finishing them on their break or folder.



## SPECIFICATIONS

Capacity: 24-28 Ga. Prepainted

Speed: 100 fpm

7 Stations

Motor: 2 HP 230/460/3/60/1800 RPM

Shipping Weight: 700 Lbs

Extended Shafts for auxiliary tooling

Dimensions: 56" x 24" x 40" high



# HEM AND KICK

To go one step further from the above Hemming machine, the Hem & Kick machine will form the drip edge profile in 2 sizes: either 3/8" Hem x 1/2" Kick or 1/2" Hem x 5/8" Kick. Consult the factory for various Kick angles or Reverse Kick options.



## SPECIFICATIONS

Capacity: 24-28 Ga.

Speed: 100 fpm

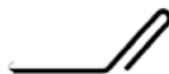
10 stations

Motor: 3 HP 230/3/60/1800 RPM

Shipping Weight: 1,000 lbs.

Extended shafts: For 1 set of Auxiliary Tooling

Dimensions: 74" long x 30" wide x 48" high



The Flagler Corporation designs and manufactures custom light gauge rollforming machines and automated systems for a variety of different metal fabrication industries. From simple rollforming of precut strips, to panel machines, to full metal fabrication lines producing parts from coil. Each system is designed around customer parts and production requirements.

## EXAMPLES OF FLAGLER SPECIAL LINE OF ROLLFORMERS for producing parts from precut strips



## DUAL HEAD ROLLFORMING MACHINES



## PRENOTCH OR FLYING CUT-OFF SYSTEMS



## PAN LINES

Dual Head Machines with Hydraulic Wingbenders





THE FLAGLER CORPORATION

56513 Precision Dr.  
Chesterfield, MI 48051

## PARTS

For prompt delivery of parts ordered, processing time is required and shipment of stock items cannot be guaranteed for any orders received after 2 p.m. Eastern Standard Time. If further assistance is needed, please contact The Flagler Corporation at (586) 749-6300 or for more information, visit our website at [www.flaglercorp.com](http://www.flaglercorp.com).

## WARRANTY

We guarantee for a period of 12 months from the date of delivery to replace, at our option, any machine (or component thereof) providing defective within the above period, F.O.B our plant, providing such machine (or component thereof) is returned freight prepaid to our plant, for examination. This guarantee does not include repair or replacement because of misuse, abuse or normal wear and tear; or electrical motors which are not warranted by their manufacturer. The Flagler Corporation will not be responsible for the cost of repairs made or attempted outside our factory without prior authorization. This warranty becomes effective only when the accompanying card is properly completed and returned to The Flagler Corporation.

*Due to continuous improvement, all specifications are subject to change without notice.*



**COMPLETE  
METALWORKING  
SOLUTIONS**

**(800) 991-4225**  
[www.ahbinc.com](http://www.ahbinc.com)  
ISO Certified  
[customerservice@ahbinc.com](mailto:customerservice@ahbinc.com)