



MACH2

THE ESSENTIAL WATERJET

AHB

TOOLING & MACHINERY, INC.

COMPLETE METALWORKING SOLUTIONS

(800) 991-4225

www.ahbinc.com

ISO Certified

customerservice@ahbinc.com



 **Flow**

MACH2

FLOW PERFORMANCE MADE AFFORDABLE

PUMP TECHNOLOGY



JETPLEX™ | 55,000 psi

Providing an excellent value, Flow's high efficiency line of direct drive pumps features continuous operating pressure at 55,000 psi.



INTENSIFIERS | 60,000 psi

Featuring continuous operating pressure at 60,000 psi in configurations typically from 30 to 100 HP, this is the longest lasting, lowest maintenance ultrahigh-pressure pump in the industry.

OPTIONS

- High-Performance Package
- Operator Convenience Package
- UltraPierce™
- Laser Edge Finder
- FlowNest Software
- FlowShift Vectorization Software
- FlowTeach™ with Wireless Pendant
- Part Removal Wand


FLOW EXPERTISE **INSIDE AND OUT**

Featuring the same genuine Flow core components available on our elite waterjets.



PASER SYSTEM

The world's most reliable abrasive delivery and cutting package is unique to all Flow systems. Precisely metered abrasive and perfect stream alignment are the cornerstone of this patented technology.



FLOWMASTER SOFTWARE

This comprehensive, easy to use software package is full of powerful features—making it the most popular waterjet software available. SmartStream jet modeling technology allows you to cut accurate, fast parts the first time.



PUMP

As the world leader in waterjet, you can expect your Flow pump to be reliable, efficient, and easy to maintain. The Mach 2 series features both direct drive and intensifier pumps.

**PRESSURE =
PRODUCTIVITY**

FLOWMASTER® SOFTWARE

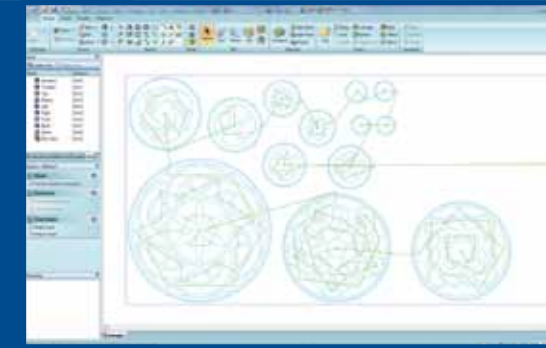
SIMPLE YET POWERFUL

three easy steps

1

DRAW, IMPORT OR SCAN YOUR PART

Drawing in FlowMaster is easy. Or, you can quickly import multiple file formats, (even pictures) for processing.



2

INPUT MATERIAL SPECIFICATIONS

Next, input the material type, thickness and edge quality.



SmartStream™
automatically
slows down here

3

TOUCH "START" TO CUT

Then touch "Start" to begin cutting. FlowMaster does all the rest.



SmartStream™
automatically
speeds up here

MACH2

The Mach 2 series not only outperforms the standard waterjet offerings in the industry, but wins in VALUE as well.



MACH 2b SERIES | SPECIFICATIONS
Cutting Area: from 1.3m x 1.3m (4ft x 4ft) to 4m x 2m (13ft x 6.5ft)
Accuracy: $\pm 0.127\text{mm}$ per 1m (.005in per 3ft)
Speed: 101.6mm/min (up to 400 ipm)



PRECISION MOTION SYSTEM

High-end ball screw and digital drive motion system provides premium accuracy and long life.



AUTO-LUBE SYSTEM

Automatically lubricates the precision motion components to ensure continuous peak performance.



RIGID MACHINE CONSTRUCTION

Solid steel casting construction ensures this stout waterjet system will withstand your heaviest production.



ADVANCED CUTTING CAPABILITIES

Programmable Z Axis cutting technology provides added versatility, and advanced cutting capabilities.



ROBUST CATCHER TANK


Solid but flexible design will support everything from lightweight gasket to heavy metal plate. Individually replaceable slats.



ROLL AROUND TOUCH SCREEN CONSOLE

Designed for convenience, the roll around control allows you to move freely and the touch screen provides an easy interface.

MACH2
Family



 **Flow**

AHB

TOOLING & MACHINERY, INC.

COMPLETE METALWORKING SOLUTIONS

(800) 991-4225
ISO Certified

www.ahbinc.com
customerservice@ahbinc.com

UNITED STATES & CANADA

Flow Waterjet
23500 64th Avenue South, Kent, Washington 98032 USA
Tel: 253-850-3500 • Fax: 253-813-3285
TOLL-FREE: 800-446-3569 • info@flowcorp.com
FlowWaterjet.com

**CENTRAL AMERICA, SOUTH AMERICA,
MEXICO & CARIBBEAN**

Tel: +55-11-3616-2822
flowlatino@flowlatino.com • FlowLatino.com

EUROPE, MIDDLE EAST & AFRICA

Tel: +49-7252-538-0
info@floweurope.com • FlowEurope.com

**TAIWAN, CHINA, KOREA, SOUTHEAST ASIA,
AUSTRALIA & NEW ZEALAND**

Tel: +886-3-577-2102
sales@flowasia.com.tw • FlowAsia.com

JAPAN

Tel: +81-52-701-7021
fjc@flowjapan.co.jp • FlowAsia.com



**ALWAYS ON CALL
24/7 SERVICE**

© 2011 Flow International Corporation. All Rights Reserved. Specification and depictions are correct at time of printing. Flow reserves the right to make specification and design changes. Version 0411.



METAL



COMPOSITES



STONE



GLASS



THICK



PRECISION



GASKET



STACKED

ULTIMATE VERSATILITY