



TERMINATOR



SPECIFICATIONS

	DCM-20/30		DCM-18/42	
CAPACITIES	RECTANGULAR	ROUND	RECTANGULAR	ROUND
90°	20" H x 30" W (500 x 760mm)	20" (500mm)	18" H x 42" W (450 x 1060mm)	18" (450mm)
45° right & left	20" H x 17" W (500 x 430mm)	17" (430mm)	18" H x 25" W (450 x 635mm)	18" (450mm)
60° left	20" H x 10" W (500 x 250mm)	10" (250mm)	18" H x 15" W (450 x 380mm)	15" (380mm)
SPECIFICATIONS	DCM-20/30		DCM-18/42	
Blade Size	2" x 27'2" (50 x 8280mm)		2" x 29' (50 x 8840mm)	
Blade Wheel Dia	27" (686mm)		27" (686mm)	
Blade Speed	40 - 300 fp (12 - 90 mpm)		40 - 300 fpm (12 - 90 mpm)	
Blade Drive Motor	10 HP (7.5 kw)		10 HP (7.5 kw)	
Hydraulic Motor	3 HP (2.2 kw)		3 HP (2.2 kw)	
Hydraulic Tank Cap.	9.5 US gallons (36 liters)		9.5 US gallons (36 liters)	
Dimensions (W x L x H)	150" x 170" x 88" 3810 x 4318 x 2235mm		162" x 182" x 88" 4115 x 4623 x 2235mm	
Shipping Dimensions	78" x 170" x 88" (1981 x 4318 x 2235mm)		79" x 182" x 88" (2007 x 4623 x 2235mm)	
Table Height	31" (787mm)		31" (787mm)	
Weight	11,000 lbs. (5,000 kg)		12,000 lbs. (5,455 kg)	

In line with OCEAN's and HYD-MECH's policy of on-going product improvement, we reserve the right to modify features and specifications at any time.



AHB

TOOLING & MACHINERY

COMPLETE METALWORKING SOLUTIONS

(800) 991-4225

www.ahbinc.com

ISO Certified

customerservice@ahbinc.com

TERMINATOR


DUAL COLUMN MITER BAND SAWS

DCM-20/30 and DCM 18/42

Built for Ocean Machinery by Hyd-Mech


THE SOLUTION TO YOUR PROBLEM...

AT LAST!
An affordable saw for structural steel...
that works!



■ MITER SAW CUTS IN BOTH DIRECTIONS

- Are you sick and tired of waiting for your steel service center to deliver your cut-to-length parts while the penalty deadline looms ever closer?
- Ever wished you could buy direct from the mill and save on your raw material costs?
- Do you hate wasting labor flame cutting and grinding the large beams and columns that your small saw just can't cut?



■ THE LASER GUIDE SIGNIFICANTLY REDUCES POSITIONING TIME



HUGE SAWING CAPACITY


The Ocean Terminator is available in two sizes—30" and 42", to handle the largest steel profiles.

MITER CUTS BOTH WAYS

The ability to miter cut in both directions significantly reduces material handling time and reduces your cost per cut. The Terminator mitters up to 45° left and 60° right.

STRAIGHT CUTS EVERY TIME


The Terminator utilizes large 2" wide blades featuring the latest in band saw blade technology. The 6° attack angle is the ideal angle for structural shapes and ensures fast, accurate and repeatable cuts. Hydraulic blade tensioning provides consistent automatic blade tension while allowing quick and easy blade changing.



■ HYDRAULICALLY DRIVEN BLADE BRUSH

LONG BLADE LIFE

A hydraulically driven blade brush keeps the blade gullets clean, maximizing blade performance and life. The large 30-gallon coolant reservoir and pump delivers ample coolant flow through the nozzles to the carbide faced guides. A wash down hose and spray gun is standard.



■ PLUNGER-STYLE OVERHEAD CLAMP

POSITIVE CLAMPING

The dual vises provide material clamping on both sides of the blade, and positively grip the material at any miter angle. As standard equipment, the Terminator Series saws are equipped with a plunger-style overhead clamp, reducing cutting vibration on large structural shapes, increasing cutting accuracy.

FAST ACCURATE POSITIONING

The laser guide allows the operator to quickly line up the saw cut-line at the precise position, significantly reducing positioning time.

FASTER SAWING

A powerful 10hp/7.5kw motor is mounted directly to a two stage gearbox. An AC inverter drive provides a large range of blade speeds, ensuring efficient cutting of all profiles and materials. The direct down-feed system allows easy adjustment of the feed rate and cutting pressure.


REDUCED SETUP TIME

The idler-side guide arm moves in tandem with the front moveable vise, ensuring proper positioning of the guide arm relative to the material width at all times. Replaceable carbide insert guides housed in the arms provide exceptional accuracy and vibration dampening.

DIGITAL FEEDBACK

The standard digital display provides easy-to-read feedback on the angular position of the blade as well as blade cutting speed.

TERMINATOR



■ POWERFUL 10hp / 7.5kw MOTOR

SIMPLE TO OPERATE

The Terminator's pedestal mounted console can be positioned for best operator viewing and safety. The selector switches and push-buttons allow the operator to control all machine functions.



■ PEDESTAL MOUNTED CONTROLS

Superb Warranty & Tech Support

The Ocean Terminator Band Saws are built by Hyd-Mech, the industry leader in band saws in North America. The saws are robust and durable, and will need little in the way of after-sales service. All Ocean Terminator saws are supplied with a one-year warranty on parts, PLUS 3 month warranty on labor!