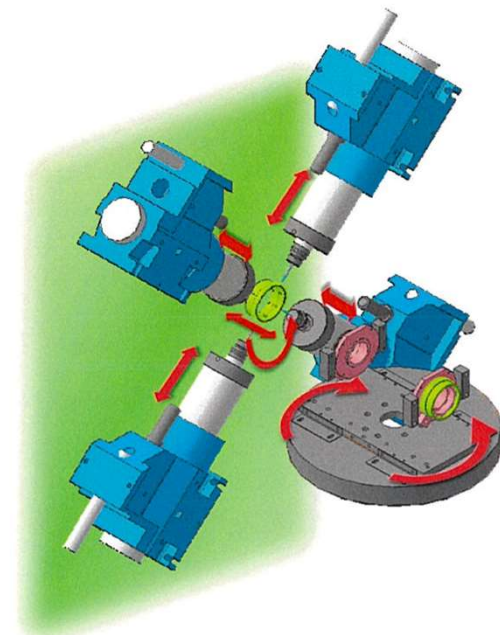







HFD-4 | Circumferential 4-Spindle Drilling Machine



- Designed for simultaneous machining of cylindrical workpieces from 4 directions
- Rapid movement along workpiece depth (Z-axis), rotation (A-axis), and longitude (X-axis)
- Gear tooth and groove indexing sensor
- Turntable chuck for continuous manufacturing
- Workpiece seating detection, tool breakage detection, and more



HFD-4

Circumferential 4-Spindle Drilling Machine

KEY SPECIFICATIONS	Metric Unit	Metric Value	Imperial Unit	Imperial Value	Note
Machine Dimensions WxDxH	mm	1990 x 2300 x 2200	in	78.3 x 90.6 x 86.6	including chip conveyor
Machine Weight	kg	6000	lb	13200	
Worktable Height from Floor	mm	1000	in	39.37	
Workpiece Max Diameter	mm	200	in	7.87	
Voltage	V	200/220, 50/60Hz	V	200/220, 50/60Hz	
Power	KVA	12	KVA	12	
Spindle Motor	Kw	0.4 x 4	hp	0.54 x 4	
Spindle Speed	RPM	4500 ~ 8000	RPM	4500 ~ 8000	
Z-Axis Stroke	mm	120	in	4.72	drilling depth
A-Axis Indexing Precision	degrees	0.001°	degrees	0.001°	
CNC System	---	Fanuc Oi-TF	---	Fanuc Oi-TF	
Coolant Capacity	L	250	gal	66	

STANDARD OPTIONS

- Air Zero Workpiece Seating Detection
- SMC Air Catch Sensor
- Keyence Work Phase Displacement Detection Sensor
- Kyukuto Drill Breakage Detection
- External Changeover Box
- Turntable Chuck for Continuous Manufacturing
- Keyence Work Zone Sensor
- Mist Collector

- Coolant Oil Skimmer
- Coolant Level Gauge
- Internal LED Lamps
- Signal Lamp
- Coolant Gun
- Air Gun
- Custom Paint Scheme
- And more...



COMPLETE METALWORKING SOLUTIONS
(800) 991-4225 www.ahbinc.com
ISO Certified customerservice@ahbinc.com

