

JUL.2001

**VERTICAL BANDSAW**  
**CTB-400(700W)<sub>(EU)</sub>**

**PARTS LIST**

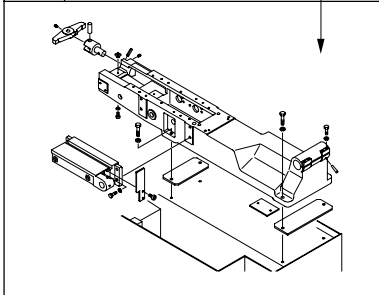
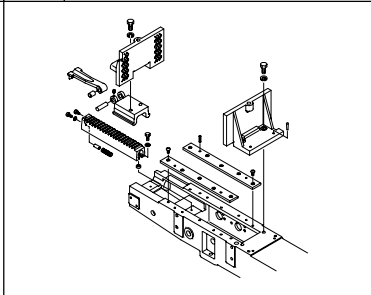


## GENERAL INFORMATION

- \* Specifications subject to change without notice.
- \* This parts list shows all of the parts used in your machine.  
Please file this parts list for reference and refer to it when you order parts or maintain the machine.
- \* This edition has been divided into sections.  
Please refer to MACHINE COMPONENT.
- \* The scale used on each page of drawings is different.  
Please be aware that parts may seem to be different sizes on different pages.

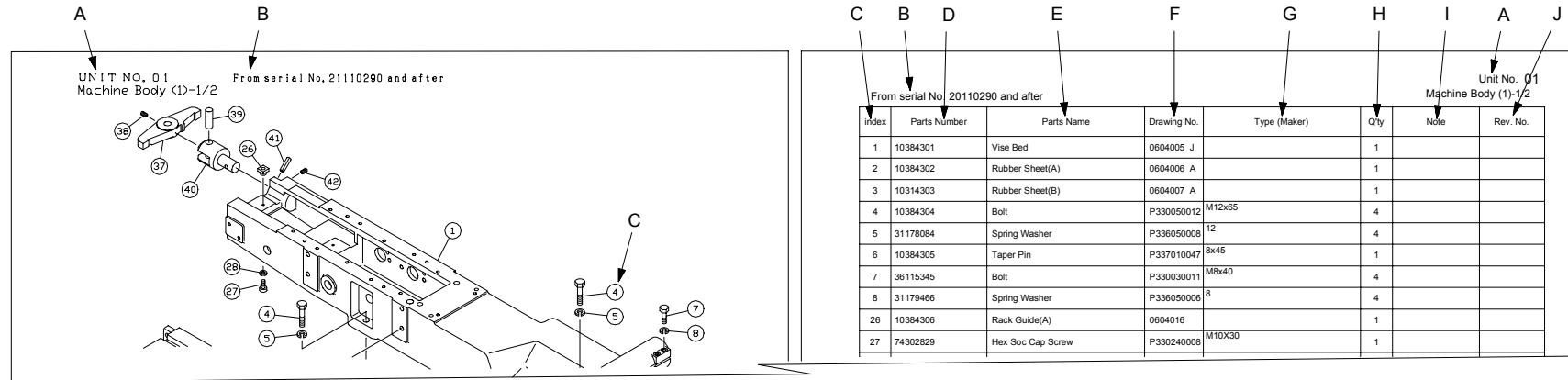
## INTRODUCTION

### 1. TABLE OF CONTENTS

01	Machine Body(1)-1/2	02	Machine Body(1)-2/2
			

- a Unit No.
- b Unit Name
- c Assembly drawings shown in the main text.

## 2. MAIN TEXT



### A Unit No. and Name

The Unit No. and Name are shown on relevant pages.

### B Machine Serial No.

The Serial Nos. of machines corresponding to the information shown.

### C Index No.

The index No. for each part in a drawing is shown and corresponds to the list of parts for that drawing.

### D Parts No.

The individual Code No. for each part on the models is shown.

Nos. in parentheses represent interchangeable with other machines.

### E Parts Name

The name (description) of each part.

### F Drawing No.

The numbers of drawings relevant to the part are given.

### G Type (Maker)

The type description and manufacturer of each marketed item are shown.

### H Quantity

The quantity of each part used on the models is shown.

### I Notes

Cautions and notes necessary to the ordering each part.

### J Rev. No.

The number to administrate history of revision.

## ORDER INSTRUCTIONS

1. Confirm whether the model name and No. on the serial plate of the machine correspond to the numbers of the machines for which the parts list is effective.
2. Use the drawings in the Table of Contents to find the unit on which the part in question is shown in greater detail.
3. Spread out the referred pages.
4. Use the drawings and corresponding lists to confirm the specs,etc. of the part in question.
5. When ordering,please supply the following information:
  - (1) Machine Model
  - (2) Serial No.
  - (3) Parts No.
  - (4) Quantity

## UNIT LIST

Machine Body  
Drive Wheel  
Driven Wheel  
Blade Guide  
Hydraulic  
Saw Feed  
Cutting Fluid  
Work Feed  
Rear Vise  
Front Vise  
Work Tray  
Chip Conveyor  
Cover  
Electric  
Standard Accessory  
Roller Table FV  
Laser Marking  
Vise Plate  
Air Blow  
Roller Table F

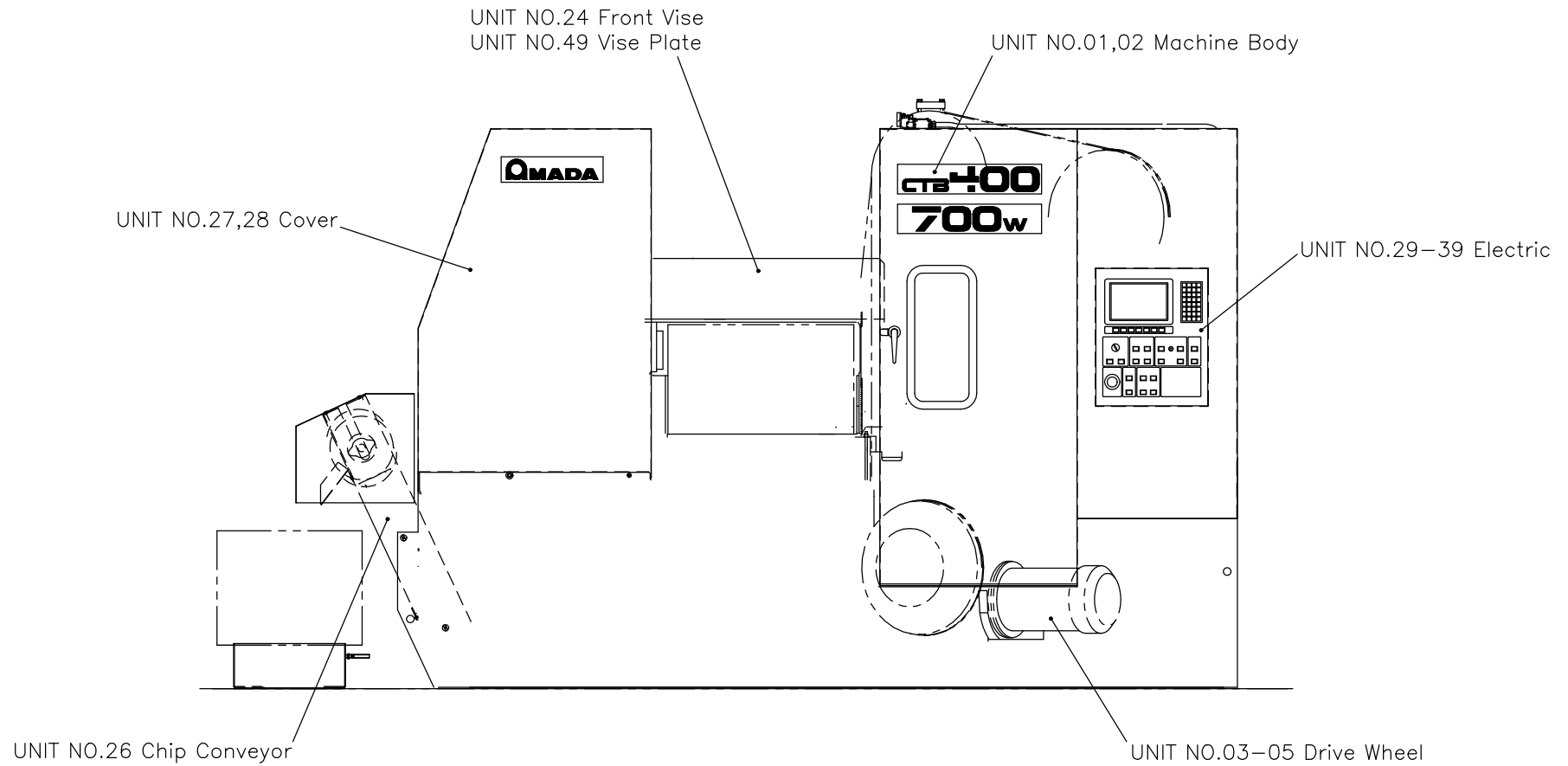
---

© 2001 AMADA Co.,LTD.

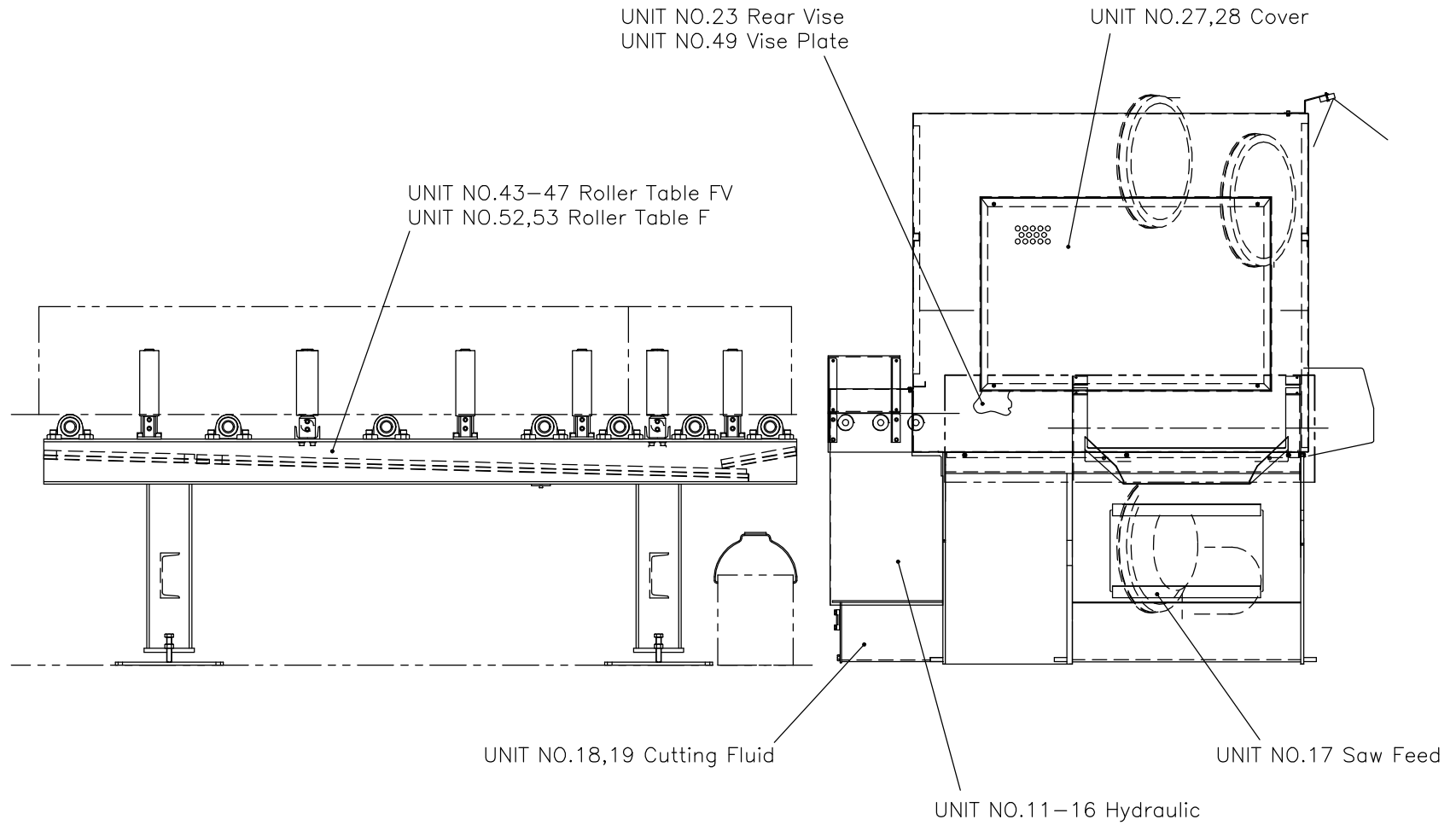
All rights reserved. Printed in Japan.

# MACHINE COMPONENT(1)

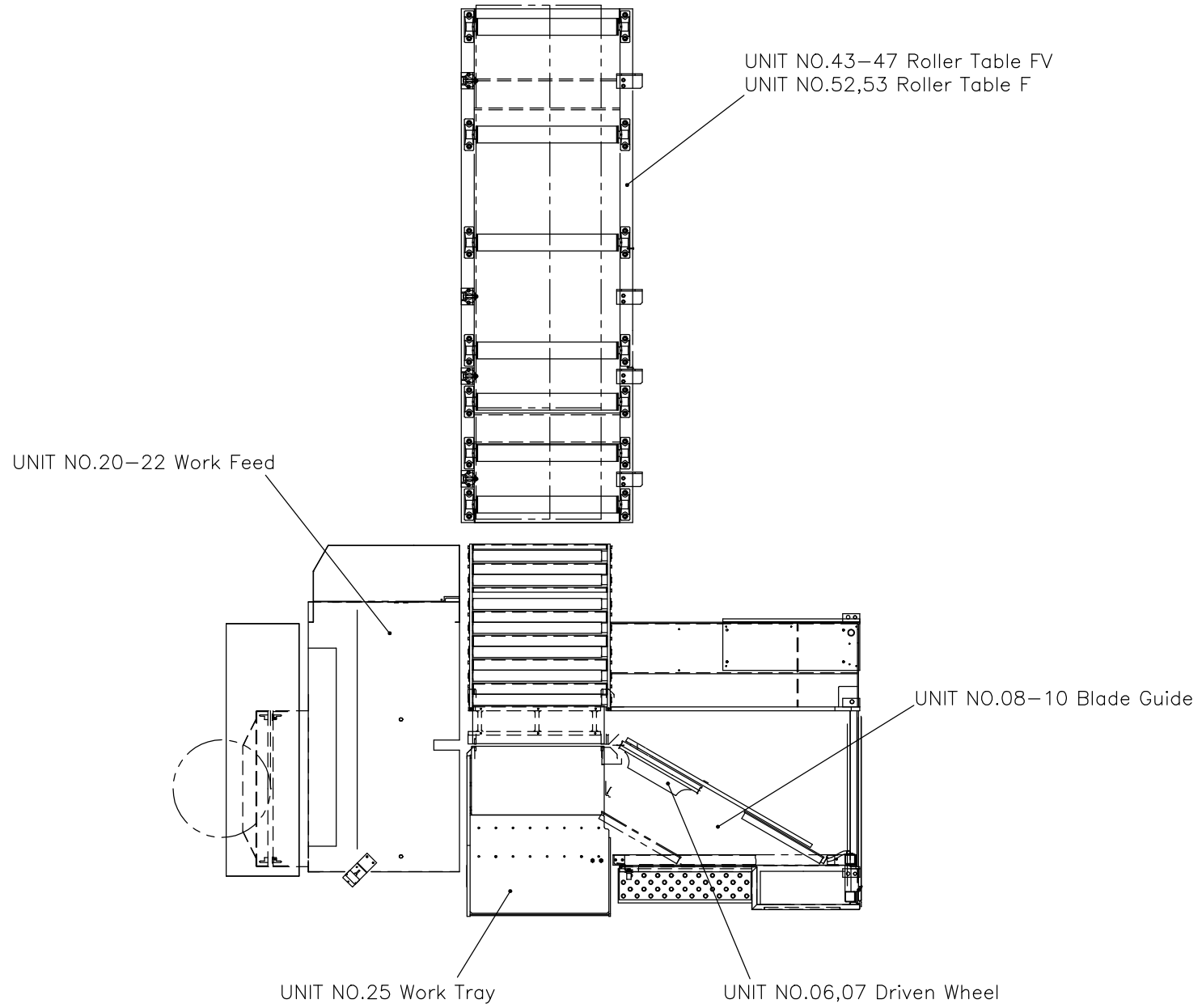
UNIT NO.40-42 Standard Accessory  
UNIT NO.48 Laser Marking  
UNIT NO.50,51 Air Blow



MACHINE COMPONENT(2)

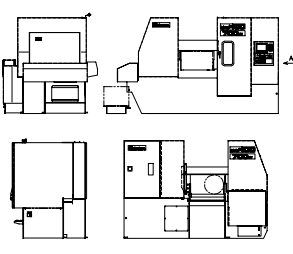
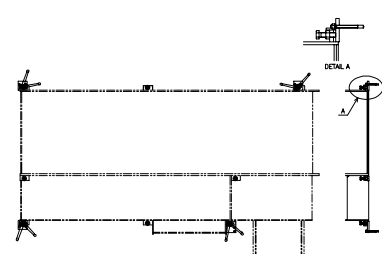
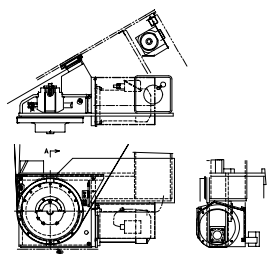
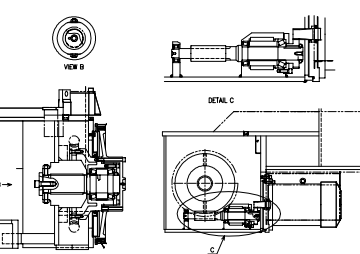
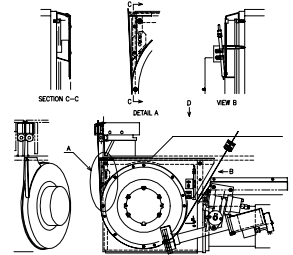
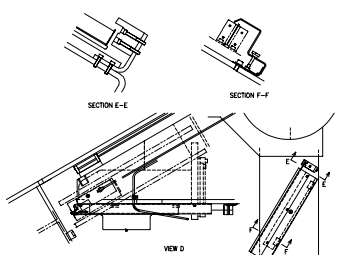
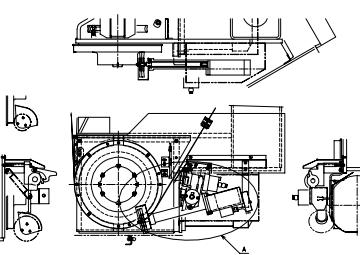
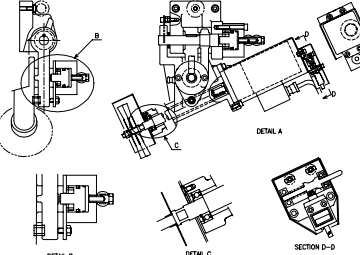
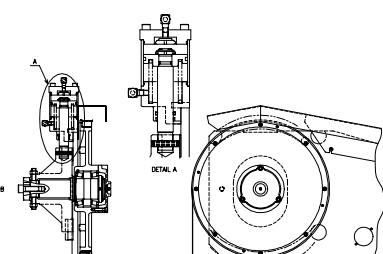
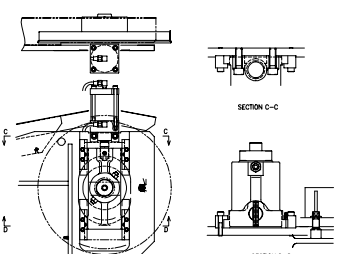
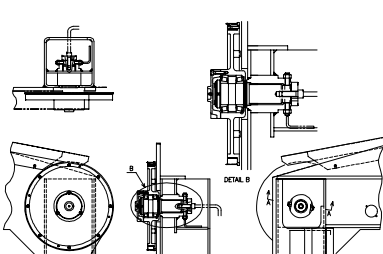
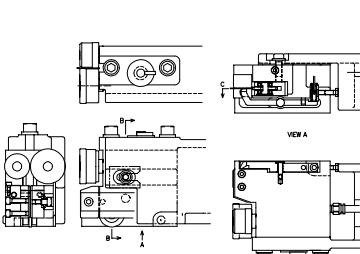


MACHINE COMPONENT(3)

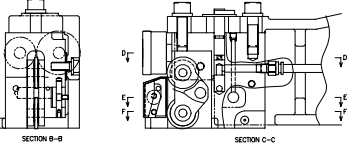
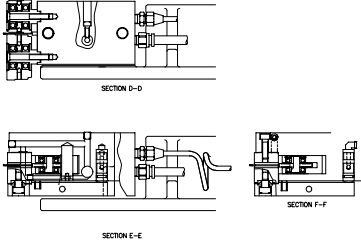
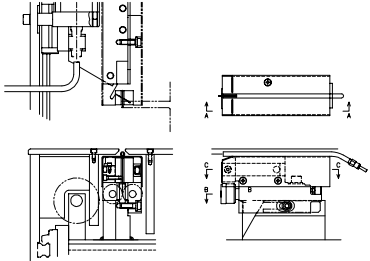
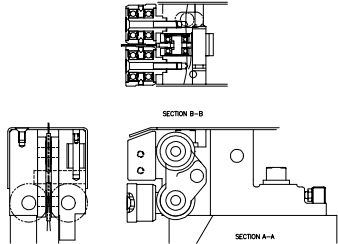
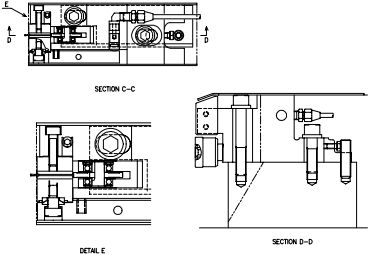
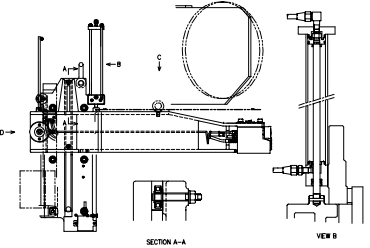
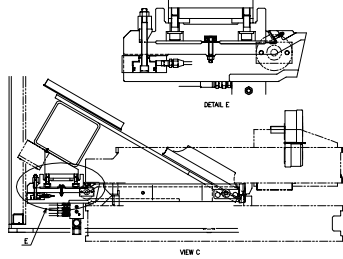
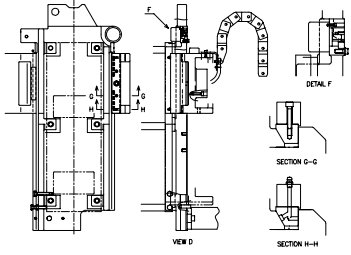
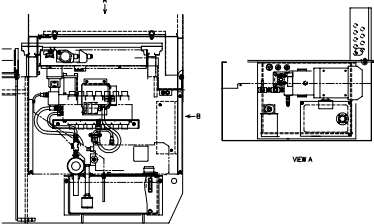
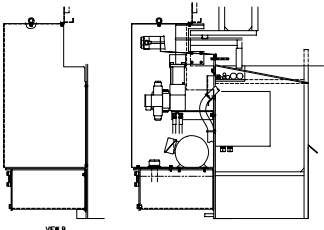
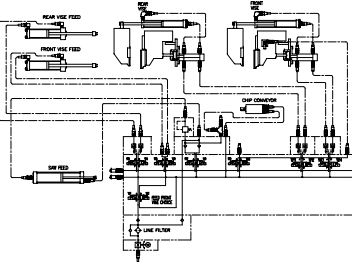
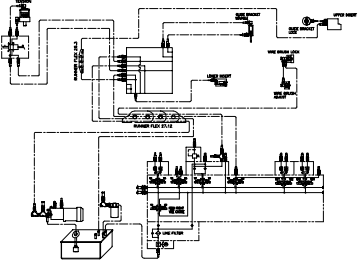




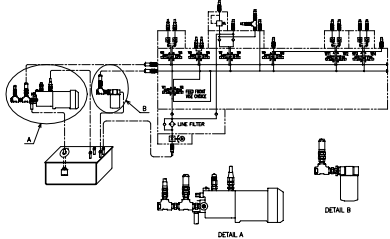
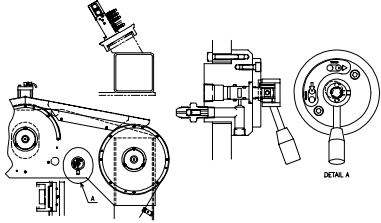
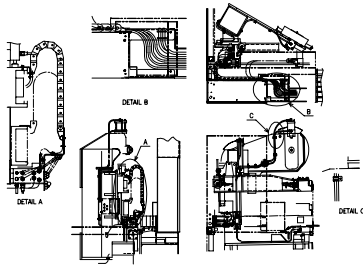
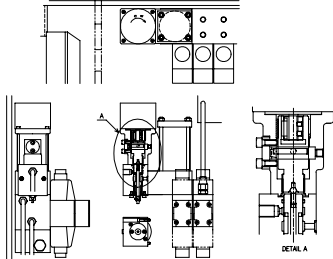
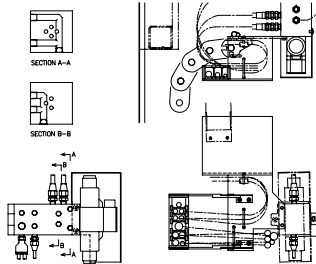
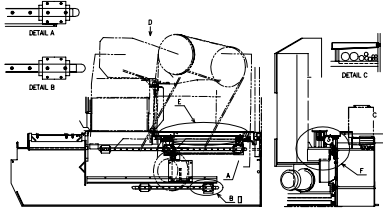
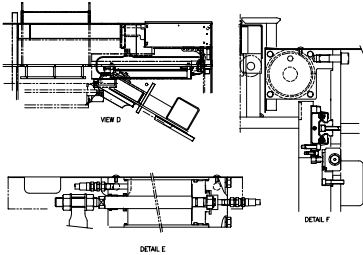
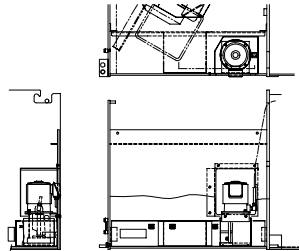
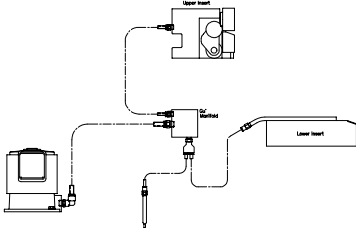
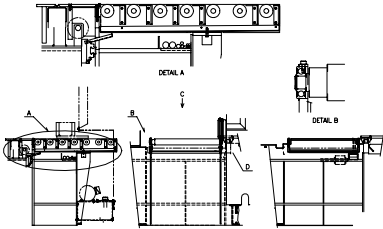
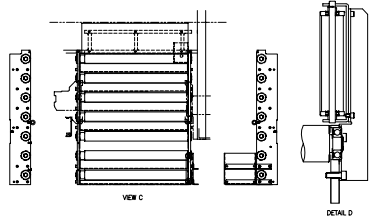
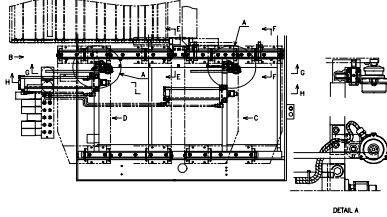
# CONTENTS (1)

01	Machine Body(1)	02	Machine Body(2)				
04	Drive Wheel(2)-1/2	04	Drive Wheel(2)-2/2				
06	Driven Wheel(1)-1/2	06	Driven Wheel(1)-2/2				

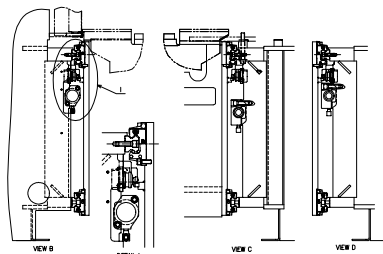
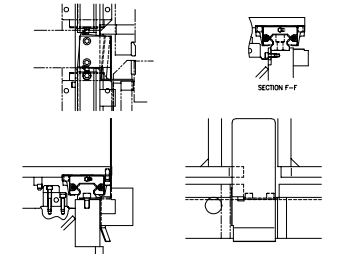
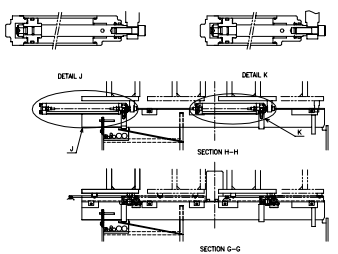
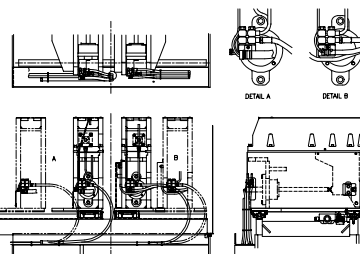
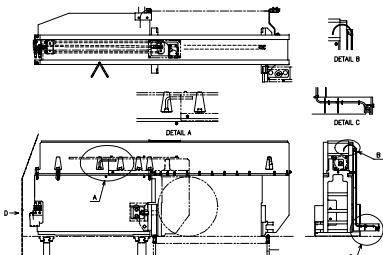
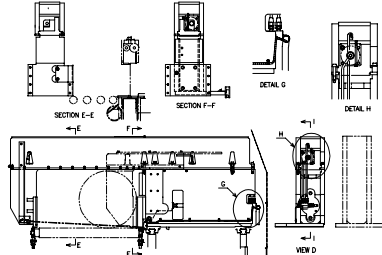
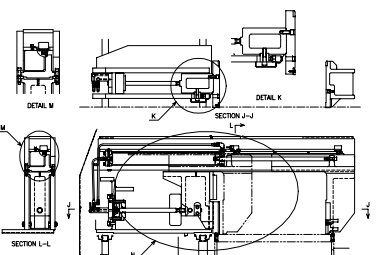
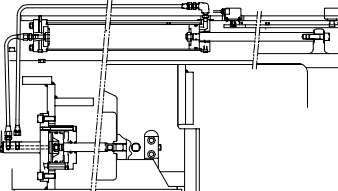
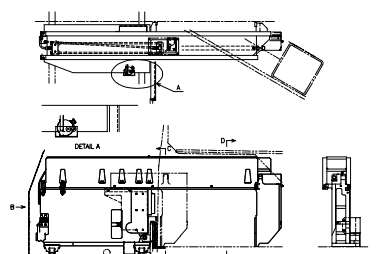
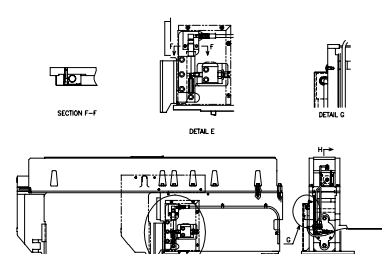
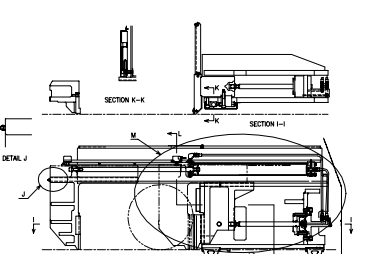
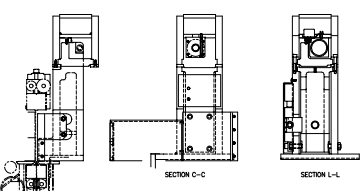
# CONTENTS (2)

08	Blade Guide(1)-2/3	08	Blade Guide(1)-3/3				
09	Blade Guide(2)-3/3	10	Blade Guide(3)-1/3				
11	Hydraulic(1)-1/2	11	Hydraulic(1)-2/2				

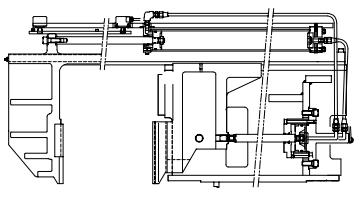
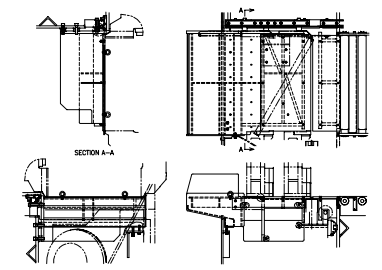
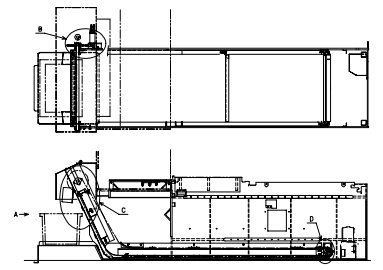
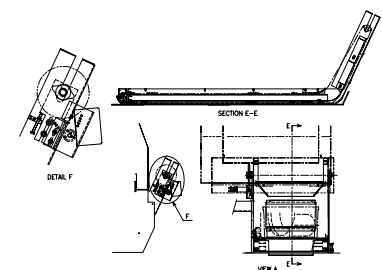
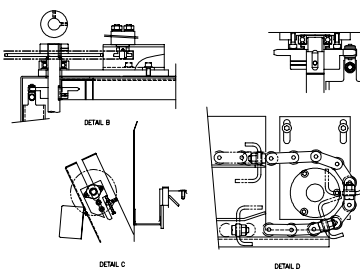
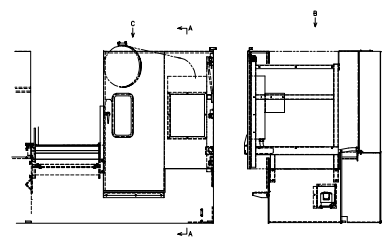
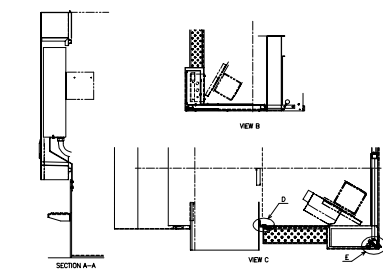
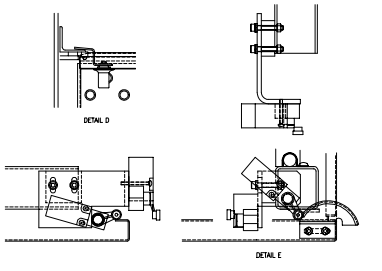
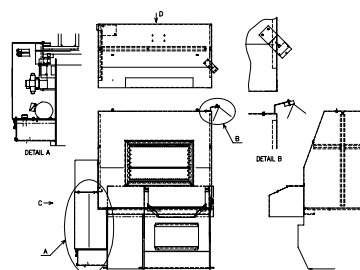
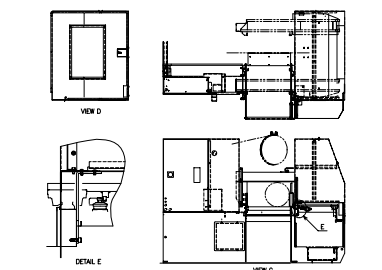
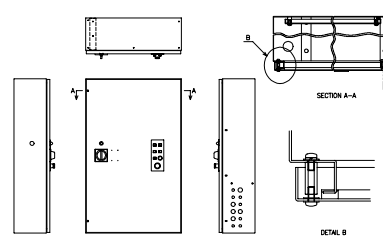
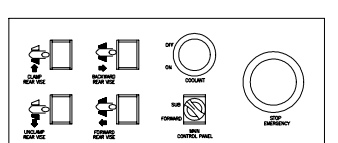
# CONTENTS (3)

12	Hydraulic(2)-3/3	13	Hydraulic(3)	14	Hydraulic(4)	15	Hydraulic(5)
							
16	Hydraulic(6)	17	Saw Feed-1/2	17	Saw Feed-2/2	18	Cutting Fluid(1)
							
19	Cutting Fluid(2)	20	Work Feed(1)-1/2	20	Work Feed(1)-2/2	21	Work Feed(2)-1/4
							

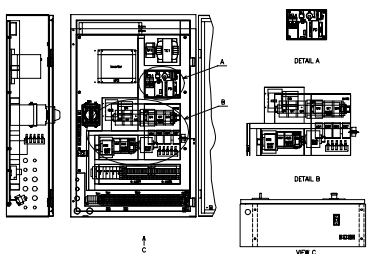
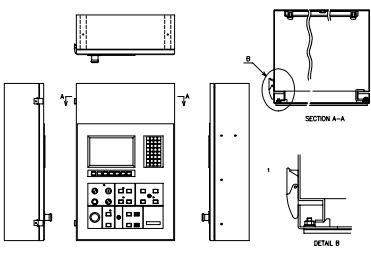
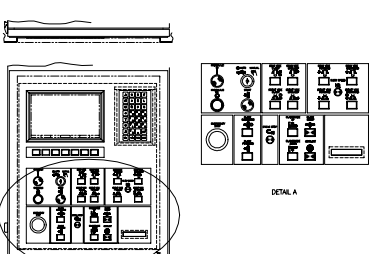
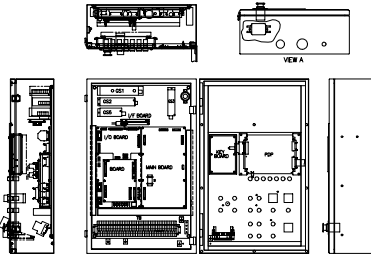
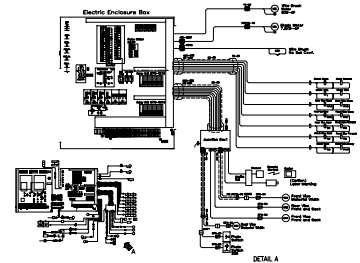
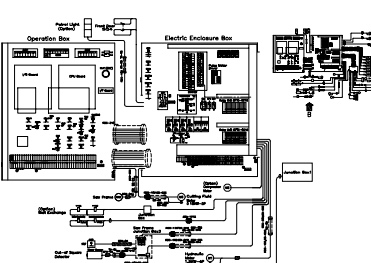
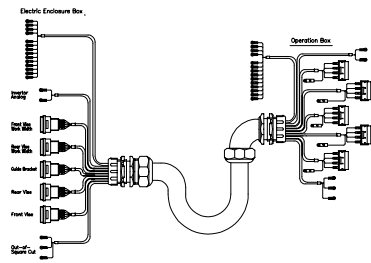
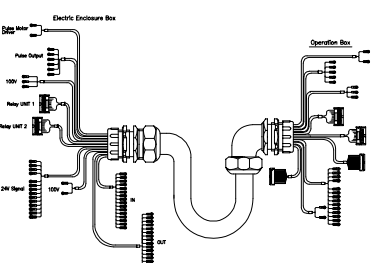
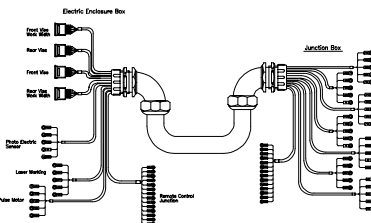
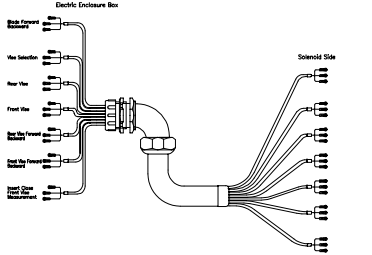
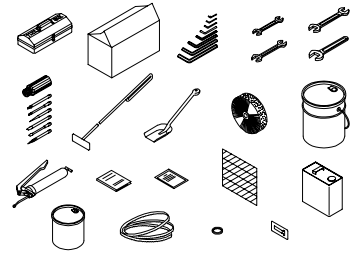
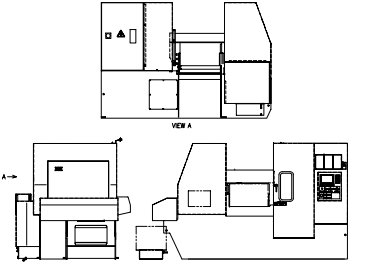
# CONTENTS (4)

<p>21 Work Feed(2)-2/4</p> 	<p>21 Work Feed(2)-3/4</p> 	<p>21 Work Feed(2)-4/4</p> 	<p>22 Work Feed(3)</p> 
<p>23 Rear Vise-1/4</p> 	<p>23 Rear Vise-2/4</p> 	<p>23 Rear Vise-3/4</p> 	<p>23 Rear Vise-4/4</p> 
<p>24 Front Vise-1/5</p> 	<p>24 Front Vise-2/5</p> 	<p>24 Front Vise-3/5</p> 	<p>24 Front Vise-4/5</p> 

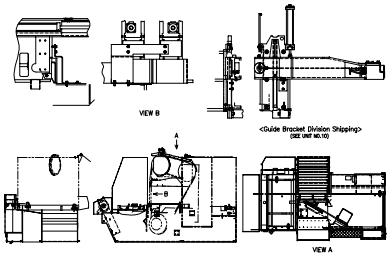
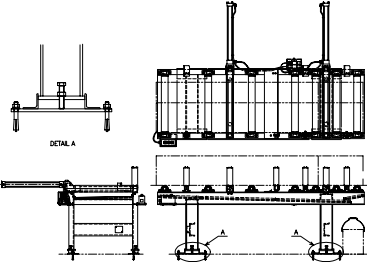
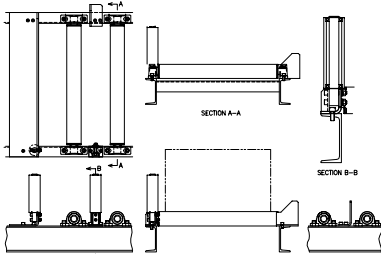
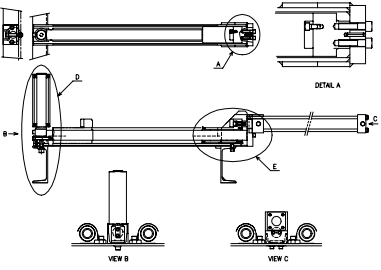
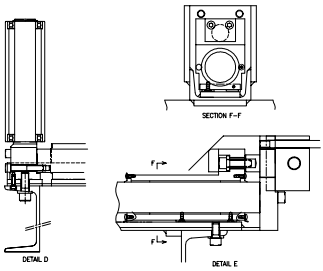
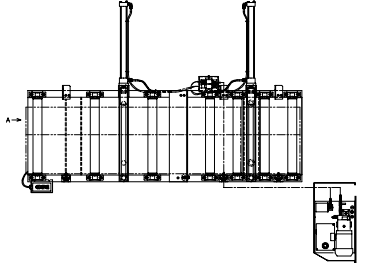
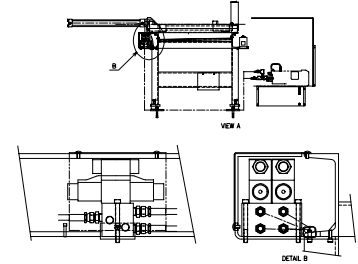
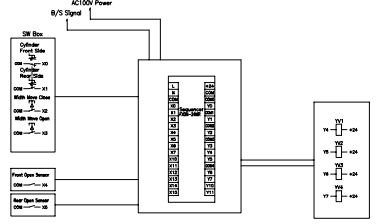
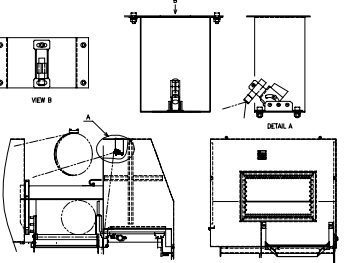
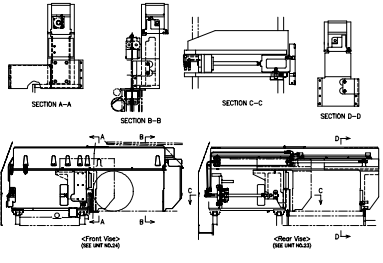
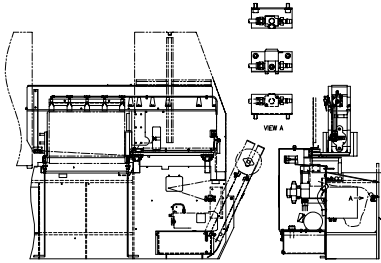
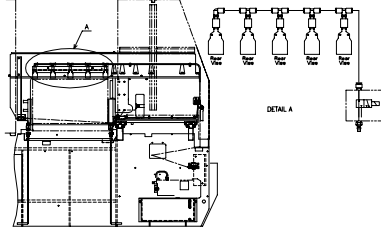
# CONTENTS (5)

24	Front Vise-5/5	25	Work Tray				
26	Chip Conveyor-3/3	27	Cover(1)-1/3				
28	Cover(2)-1/2	28	Cover(2)-2/2				

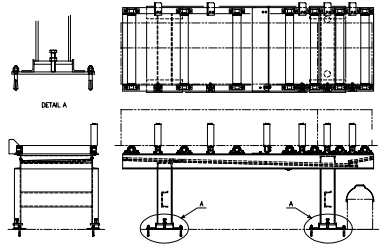
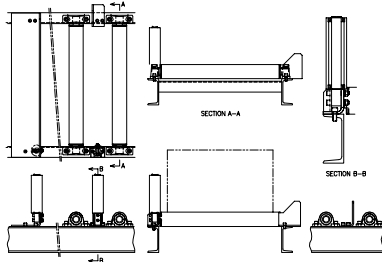
# CONTENTS (6)

31	Electric(3)	32	Electric(4)
			
35	Electric(7)-1/2	35	Electric(7)-2/2
			
38	Electric(10)	39	Electric(11)
			

# CONTENTS (7)

<p>42 Standard Accessory(3)</p>  <p>VIEW B VIEW A &lt;Guide Bracket (During Shipping)&gt; (SEE INT. NO.10)</p>	<p>43 Roller Table FV(1)</p>  <p>DETAIL A SECTION A-A</p>	<p>44 Roller Table FV(2)</p>  <p>SECTION A-A SECTION B-B</p>	<p>45 Roller Table FV(3)-1/2</p>  <p>DETAIL A VIEW B VIEW C</p>
<p>45 Roller Table FV(3)-2/2</p>  <p>SECTION F-F DETAIL D DETAIL E</p>	<p>46 Roller Table FV(4)-1/2</p>  <p>SECTION A-A</p>	<p>46 Roller Table FV(4)-2/2</p>  <p>VIEW A DETAIL B</p>	<p>47 Roller Table FV(5)</p>  <p>AC100V Power 0/5 Signal Front Open Sensor</p>
<p>48 Laser Marking</p>  <p>VIEW B DETAIL A</p>	<p>49 Vise Plate</p>  <p>SECTION A-A SECTION B-B SECTION C-C SECTION D-D Front View (SEE INT. NO.10) Rear View (SEE INT. NO.10)</p>	<p>50 Air Blow(1)</p>  <p>VIEW A</p>	<p>51 Air Blow(2)</p>  <p>VIEW A</p>

# CONTENTS (8)

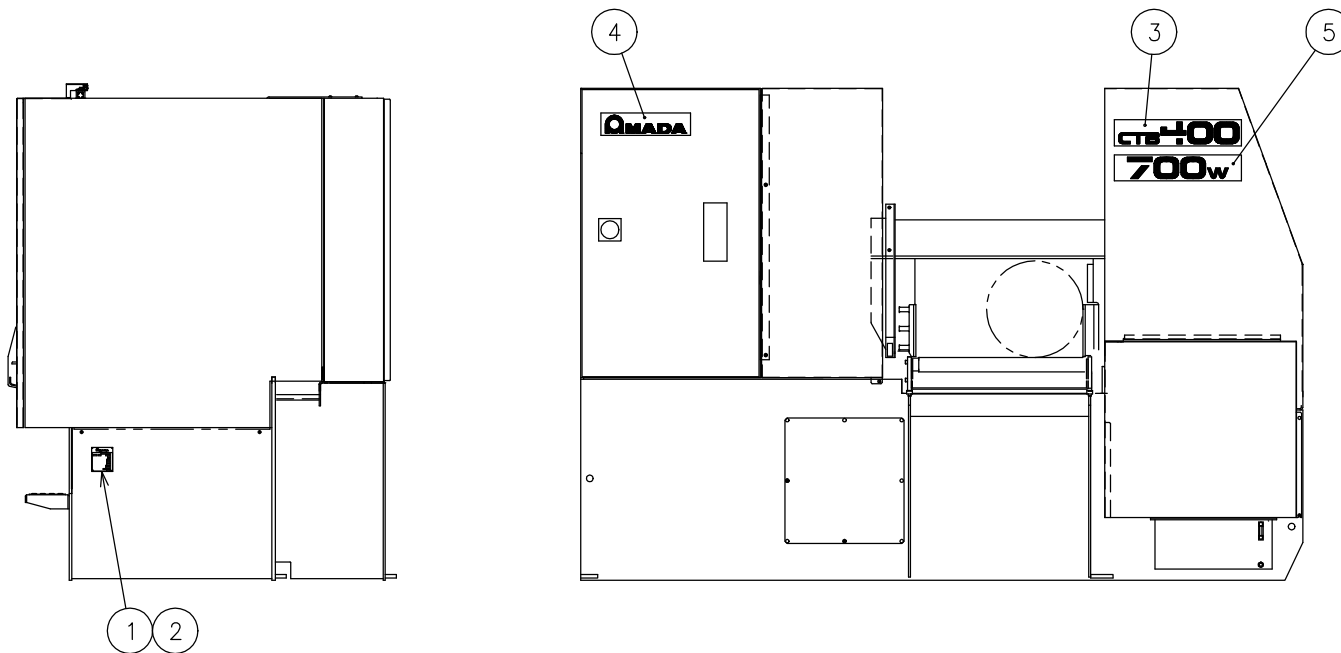
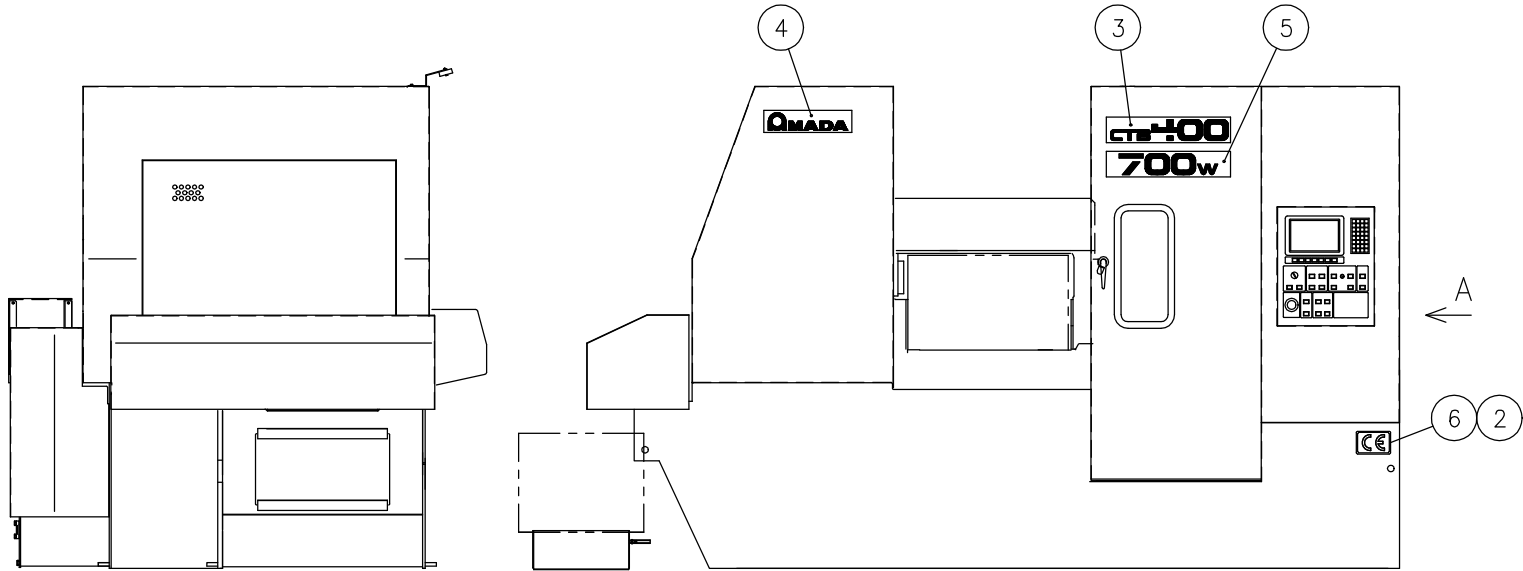
52	Roller Table F(1)	53	Roller Table F(2)
			



01

From Serial No.40850114 and after

Machine Body(1)



VIEW A

From Serial No.40850114 and after

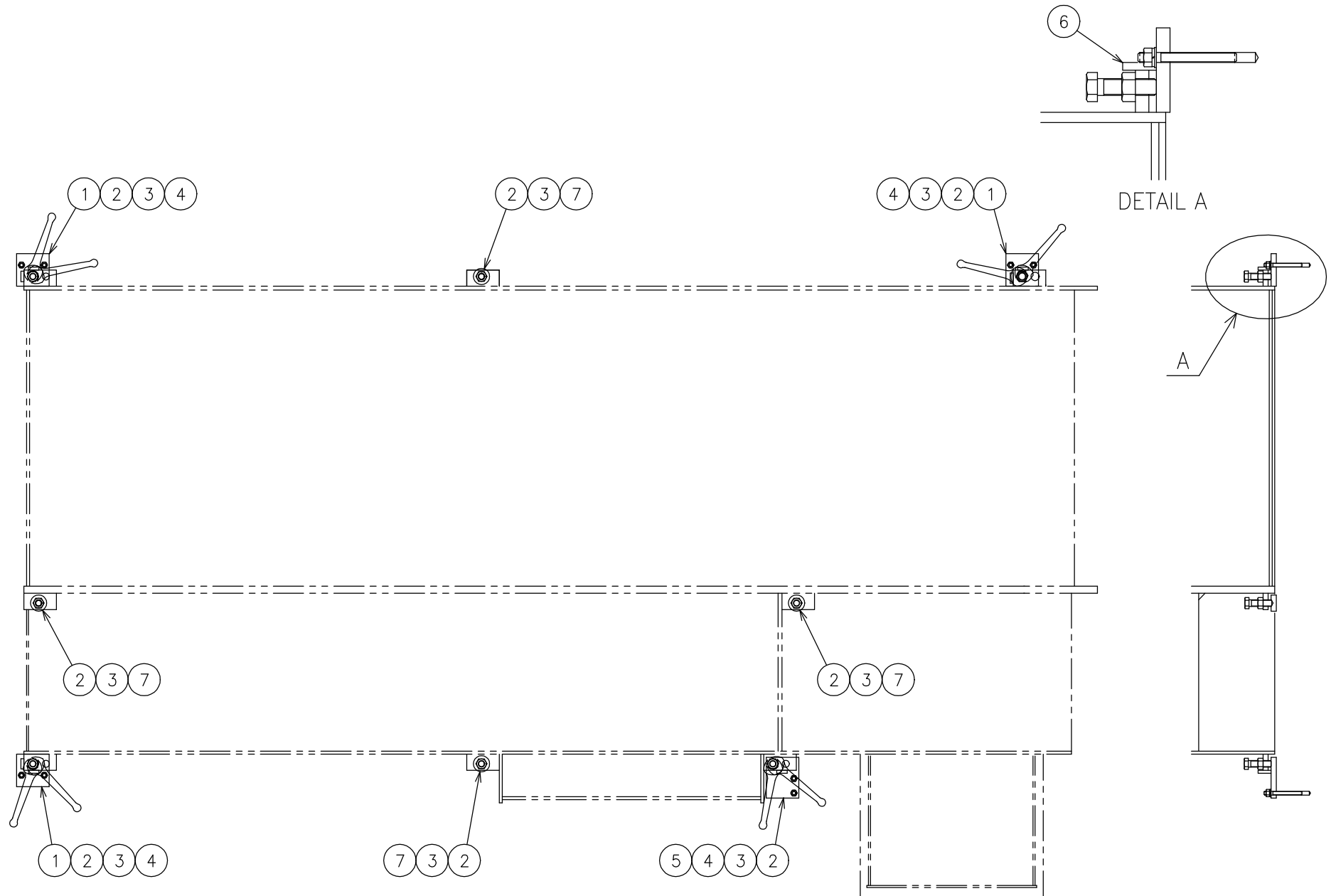
Index	Parts Number	Parts Name	Drawing No.	Type(Maker)	Q'ty	Note	Rev.No.
1	10419801	Serial Plate	1353283		1		
2	31177607	Drive Screw Rivet	P339100002	NO.2X4.8	8		
3	10379704	Legend Plate (Model)	1350638		2		ABS11189
4	10379705	Legend Plate (Amada #80)	1350639		2		ABS11189
5	10419802	Legend Plate (Model)	1352507		2		ABS11189
6	74721917	CE Mark Plate	1279130		1		



02

From Serial No.40850114 and after

## Machine Body(2)



From Serial No.40850114 and after

Index	Parts Number	Parts Name	Drawing No.	Type(Maker)	Q'ty	Note	Rev.No.
1	10419803	Anchor Plate	1352503		3		
2	36106816	Bolt	P330070005	M20X60	8		
3	10419804	Nut Type-1		M20	8		
4	10419805	All Anchor Set		M12X100	10		
5	10419806	Anchor Plate	1352506		1		
6	10419807	Welding Plate	1352504		7		
7	10419808	Seat Plate	1352505		4		

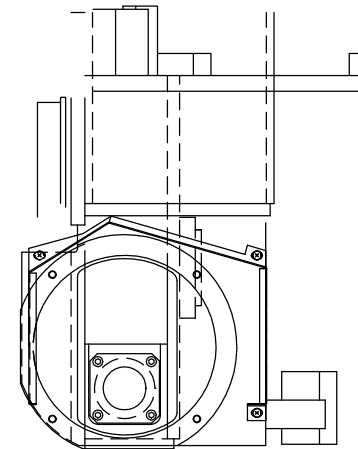
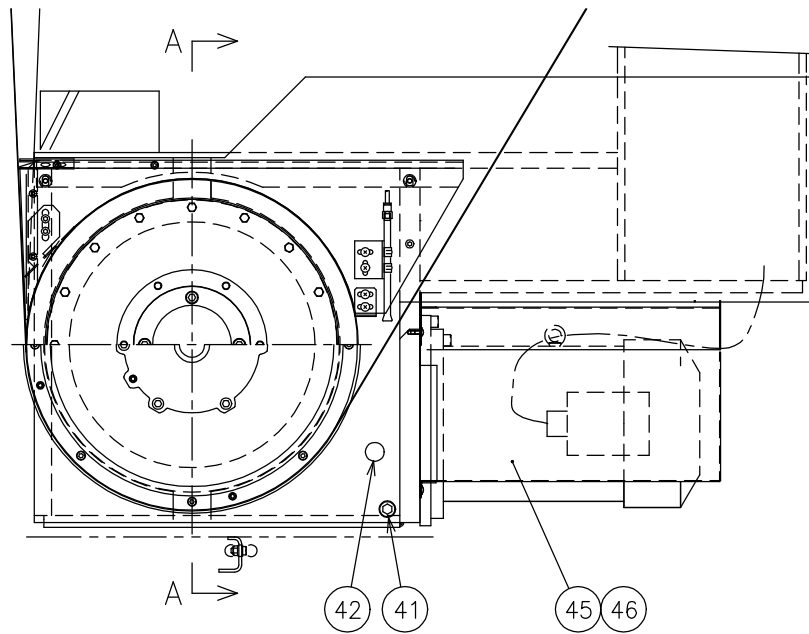
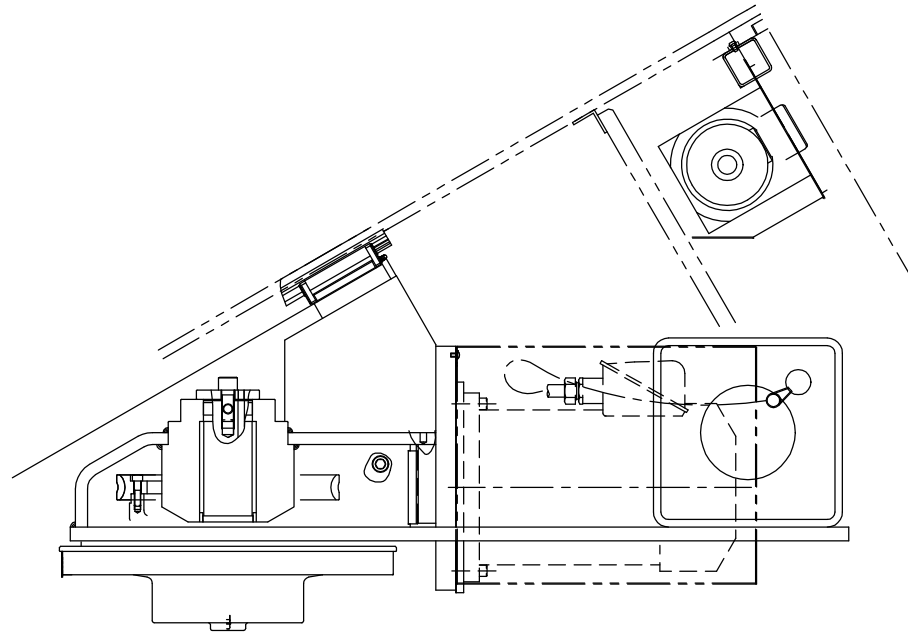


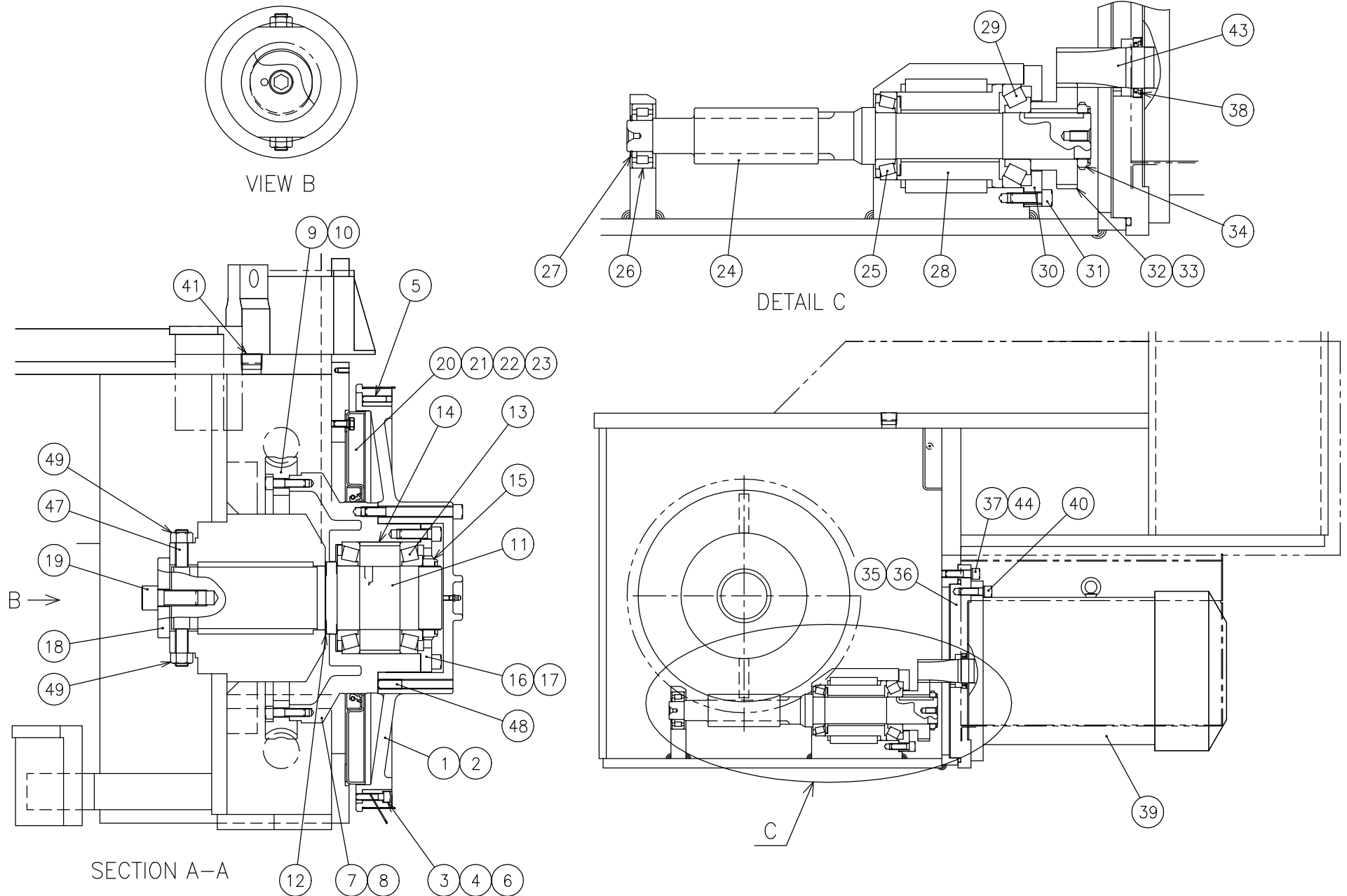


03

From Serial No.40850114 and after

Drive Wheel(1)





From Serial No.40850114 and after

Index	Parts Number	Parts Name	Drawing No.	Type(Maker)	Q'ty	Note	Rev.No.
1	10419809	Drive Wheel	1354572 A		1		
2	56128113	Hex Soc Cap Screw	P330250020	M12X110	6		
3	10419810	Wheel Ring	1354585 A		1		
4	74301627	Hex Soc Cap Screw	P330230009	M8X35	8		
5	10367527	Socket Set Screw	P330550043	M8X30(flat-end)	4		
6	61146011	Coned Spring Washer	P336165002	CDW-8H (Heiwa)	8		
7	10419811	Worm Housing	1354574 A		1		
8	74715320	Grease Nipple	P560600002	A-MT6X1	1		
9	10379725	Worm Wheel	792279001A		1		
10	36322514	Hex Soc Cap Screw	P330240010	M10X40	6		
11	10419812	Driving Shaft	1354573 A		1		
12	10379717	Spacer	1350645		1		
13	10379733	Roller Bearing	P402010503	HR30216J (NSK &other)	2		
14	10419813	Distance Collar	1354564 A		1		
15	10379735	Lock Nut	P406168029	FU16SS (Fuji Seimi)	1		
16	10419814	Bearing Retainer	1350647 C		1		ABS11280
17	74304917	Hex Soc Cap Screw	P330250007	M12X40	4		
18	10419815	Washer	1354555		1		

From Serial No.40850114 and after

Index	Parts Number	Parts Name	Drawing No.	Type(Maker)	Q'ty	Note	Rev.No.
19	36320522	Hex Soc Cap Screw	P330270005	M20X50	1		
20	10379713	Cover	1230070 E		1		
21	10325826	Bolt	P330030006	M8X20	13		
22	10379739	Gasket	P590602005	WF8 (NOK)	13		
23	52311065	Oil Seal	P590112008	TB24028019 (NOK)	1		
24	10419816	Worm	772022402	(Osaka)	1		
25	10419817	Roller Bearing		HR30209J (NSK &other)	1		
26	10387606	Roller Bearing		NUP2206E (NSK &other)	1		
27	31172035	Locating Snap Ring	P406108049	STW-30 (Ochiai)	1		
28	10419818	Distance Collar	1352521		1		
29	10419819	Roller Bearing		HR30309DJ (NSK &other)	1		
30	10379721	Worm Bearing Retainer	1350651		1		
31	74302829	Hex Soc Cap Screw	P330240008	M10X30	4		
32	10379727	Drive Gear	792279003A		1		
33	10379736	Parallel Key	P436000200	14X9X44	1		
34	10387608	Lock Nut	P406168033	FU09SS (Fuji Seimi)	1		
35	10419820	Motor Base	1352539		1		ABS11181
36	10419821	O Ring	P590010045	G290	1		ABS11181

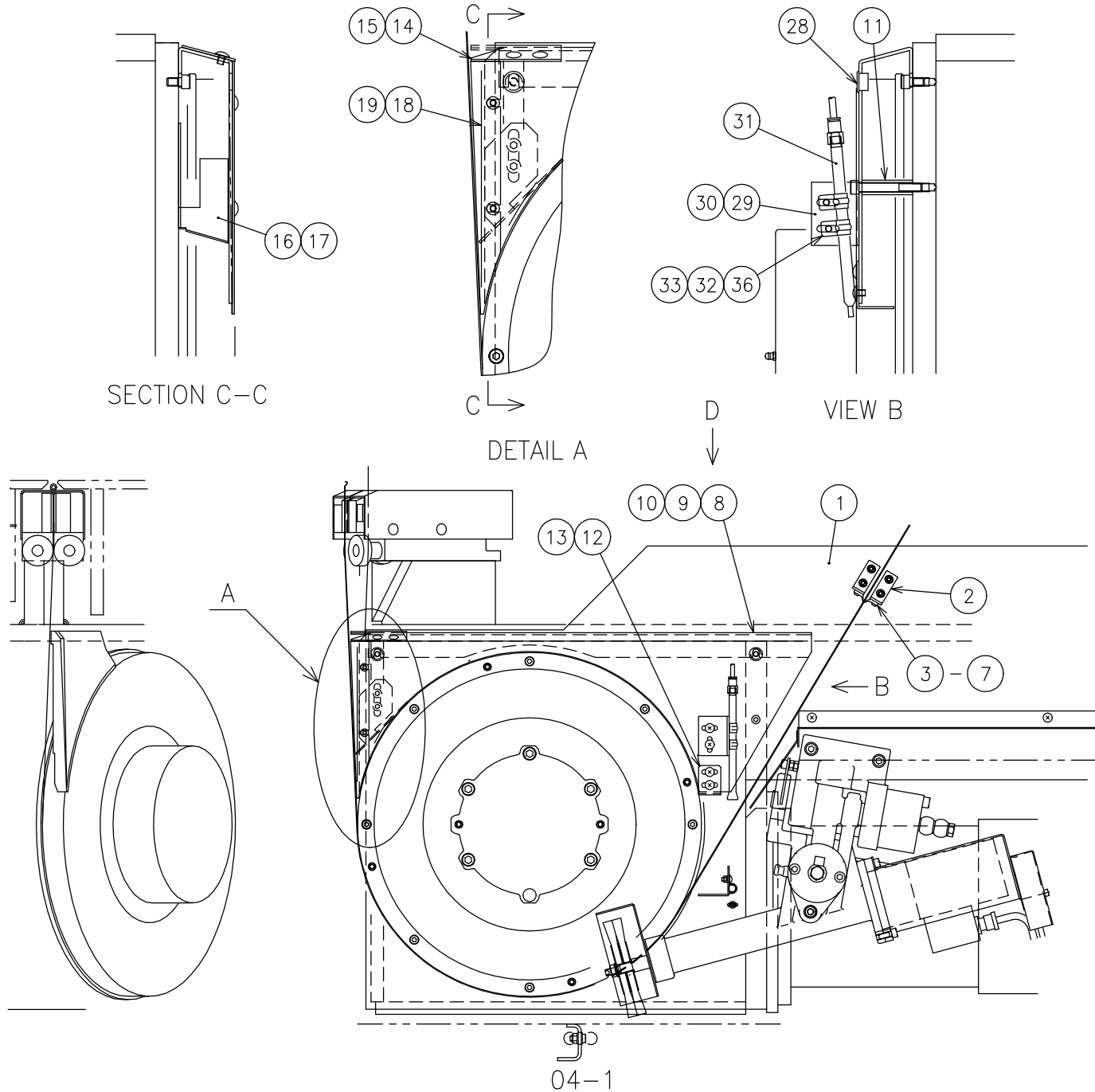
From Serial No.40850114 and after

Index	Parts Number	Parts Name	Drawing No.	Type(Maker)	Q'ty	Note	Rev.No.
37	74302821	Hex Soc Cap Screw	P330250008	M12X45	4		
38	10387610	Oil Seal		TB040058008(FMK) (NOK)	1		
39	10419822	Motor	7921675 A	(Mitsubishi)	1		
40	74304917	Hex Soc Cap Screw	P330250007	M12X40	4		
41	75425404	Plug For Piping	P580208005	GM-3/4 (Gosho)	2		
42	10379740	Level Gauge	P600105004	GW-30X8 (NOK)	1		
43	10379728	Motor Shaft	792279004		1		
44	64153320	Coned Spring Washer	P336165004	CDW-12H (Heiwa)	8		
45	10419823	Blade Motor Cover	1352540		1		ABS11181
46	10569006	Truss Head Screw	P334130011	M6X10	3		
47	10419824	Adjusting Bolt	7041041		2		
48	10385008	Socket Set Screw	P330550063	M12X30(flat-end)	2		
49	10001515	Nut	P332000066	M16(Type-1)	2		

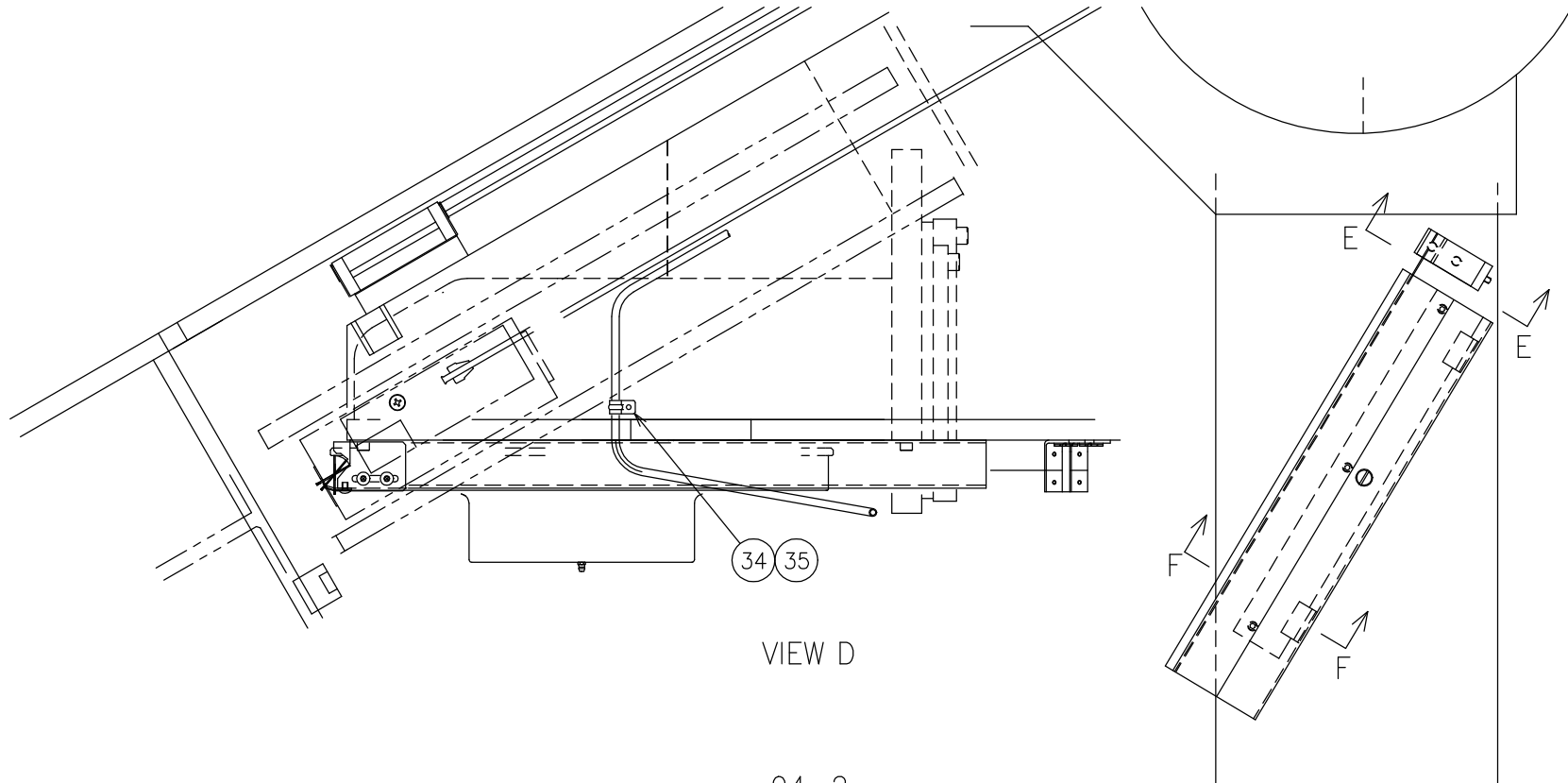
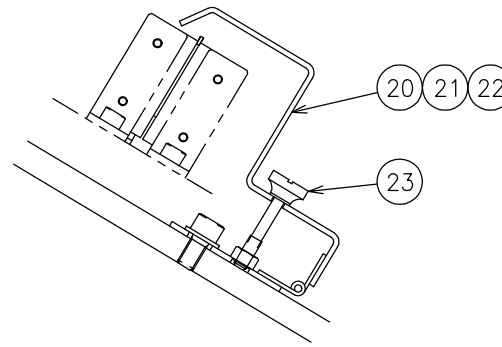
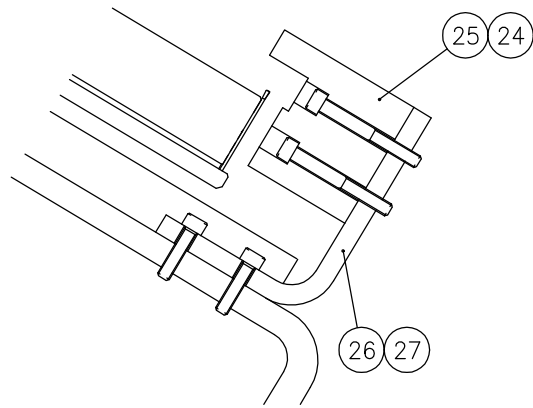
04

From Serial No.40850114 and after

Drive Wheel(2)







From Serial No.40850114 and after

Index	Parts Number	Parts Name	Drawing No.	Type(Maker)	Q'ty	Note	Rev.No.
1	10419825	Saw Frame Assy	1352515 C		1		ABS11280
2	10387614	Stopper Bracket	1350661		2		
3	10387615	Scraper	1350662		2		
4	36379026	Button Head Screw	P334500004	M4X8	4		
5	31179375	Hex Soc Cap Screw	P330220004	M6X12	4		
6	31179251	Washer	P336000005	6(Regular Round)	4		
7	31179252	Spring Washer	P336050005	6	4		
8	10419826	Wheel Cover	1352525		1		ABS11181
9	74383626	Hex Soc Cap Screw	P330230001	M8X10	3		ABS11181
10	74304911	Hex Soc Cap Screw	P330230014	M8X60	1		ABS11181
11	10419827	Adapter Collar	1352546		1		ABS11181
12	10419828	Scraper (R)	1352547		1		ABS11181
13	10569006	Truss Head Screw	P334130011	M6X10	2		ABS11181
14	10419829	Scraper (L)	1352548		1		ABS11181
15	10569006	Truss Head Screw	P334130011	M6X10	2		ABS11181
16	10419830	Scraper (L Mid)	1352549		1		ABS11181
17	74383626	Hex Soc Cap Screw	P330230001	M8X10	2		ABS11181
18	10419831	Chip Cover (L)	1352550		1		ABS11181

From Serial No.40850114 and after

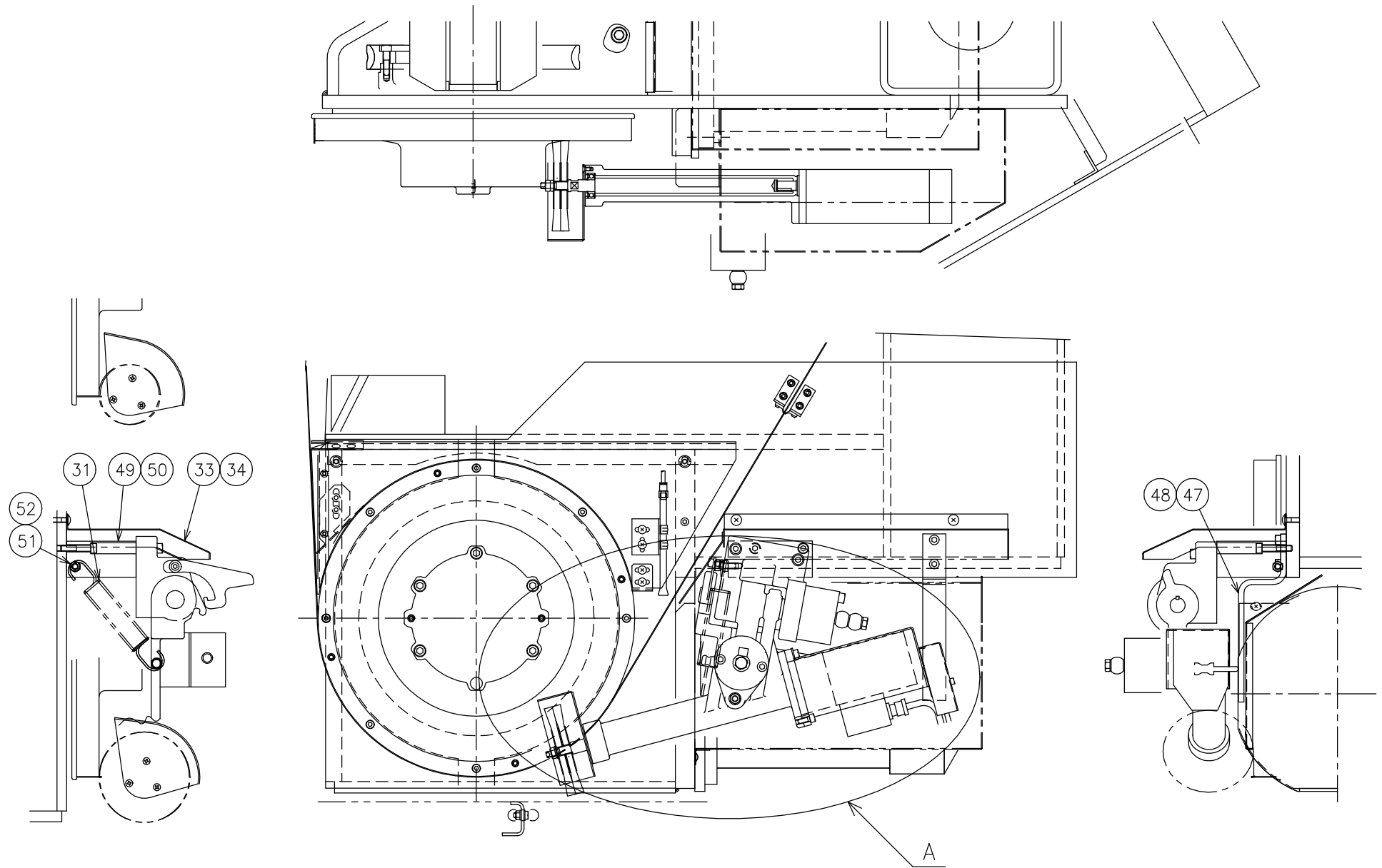
Index	Parts Number	Parts Name	Drawing No.	Type(Maker)	Q'ty	Note	Rev.No.
19	10569006	Truss Head Screw	P334130011	M6X10	2		ABS11181
20	10419832	Blade Guard	1352526 B		1		ABS11237
21	31179528	Hex Soc Cap Screw	P330230005	M8X16	3		ABS11181
22	31179352	Washer	P336000006	8(Regular Round)	3		ABS11181
23	10387622	Small Knob	P317212006	A-1176-13 (Takigen)	1		ABS11181
24	10419833	Blade Guard	1350669 A		1		ABS11181
25	74314409	Hex Soc Cap Screw	P330220016	M6X50	2		ABS11181
26	10419834	Bracket	1352569 A		1		ABS11280
27	31179280	Hex Soc Cap Screw	P330220011	M6X25	2		ABS11181
28	10419835	Plug		POP-625 (Heiko)	2		ABS11181
29	10419836	Nozzle Bracket	1352551		1		ABS11181
30	10569006	Truss Head Screw	P334130011	M6X10	2		ABS11181
31	10419837	Nozzle	1352552		1		ABS11181
32	74305017	Pan Head Screw	P334100039	M5X10	2		ABS11181
33	31177889	Nut	P332000003	M5	2		ABS11181
34	10419838	Saddle		CH-6 (Daiwa)	1		ABS11202
35	10323218	Pan Head Screw	P334100037	M5X6	1		ABS11202
36	10419838	Saddle		CH-6 (Daiwa)	2		ABS11221

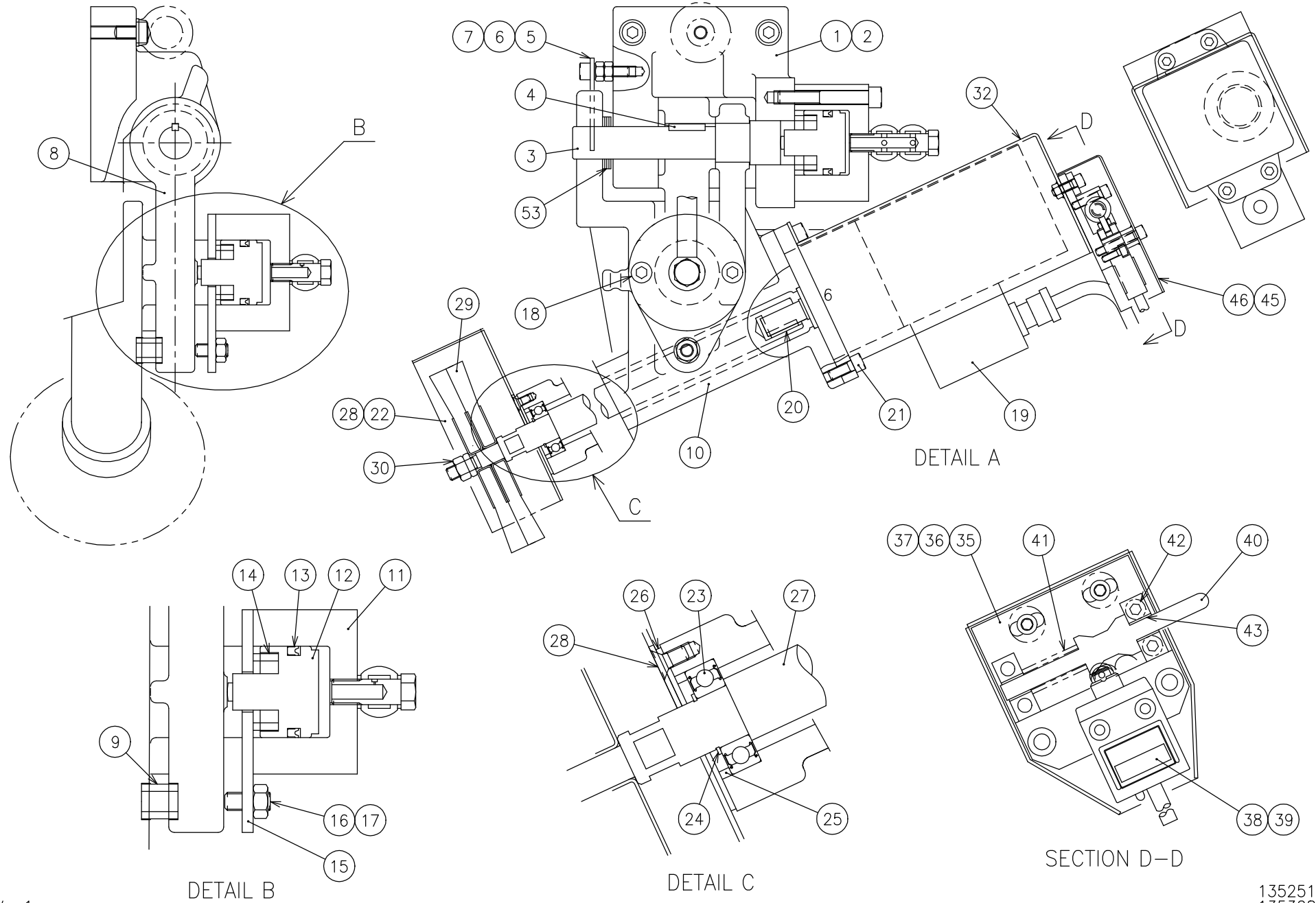


05

From Serial No.40850114 and after

Drive Wheel(3)





From Serial No.40850114 and after

Index	Parts Number	Parts Name	Drawing No.	Type(Maker)	Q'ty	Note	Rev.No.
1	10419839	Hinge Bracket	1352544		1		ABS11181
2	74314415	Hex Soc Cap Screw	P330240012	M10X50	2		
3	10379756	Hinge Shaft	1350675 A		1		
4	10387623	Parallel Key	P436000264	5X5X28(Double Ended Round)	1		
5	10387624	Holder	1350676 B		1		
6	31179225	Hex Soc Cap Screw	P330230008	M8X30	1		
7	74300504	Nut	P332000005	M8	2		
8	10379758	Stopper	1350677 C		1		
9	10379759	Adjusting Spring	1350678		1		
10	10387625	Brush Bracket	1350679 D		1		
11	10379753	Cylinder	1350672 A		2		
12	10387626	Piston	1350673 C		2		
13	52322217	Piston Packing	P590403025	SKY-40 (Sakagami)	2		
14	10379755	Return Spring	1350674		2		
15	10379761	Cap	1350680 A		1		
16	10419840	Socket Set Screw	P330590029	M10X25(cup-end)	1		
17	74304423	Nut	P332000006	M10	1		
18	74383549	Hex Soc Cap Screw	P330240016	M10X70	2		ABS11181



From Serial No.40850114 and after

Index	Parts Number	Parts Name	Drawing No.	Type(Maker)	Q'ty	Note	Rev.No.
19	10387627	Geared Motor	7921674		1		
20	10379770	Parallel Key	P436000015	5X5X25	1		
21	31179259	Hex Soc Cap Screw	P330230006	M8X20	4		
22	10419841	Brush Cover	1352535		1		
23	10419842	Ball Bearing		6004DDU (NSK &other)	1		
24	74305214	Locating Snap Ring	P406108043	STW-20 (Ochiai)	1		
25	10379763	Collar	1350682		1		
26	10379764	Packing	1350683		1		
27	10419843	Brush Shaft	1352536		1		
28	74307903	Flat Head Screw	P334110026	M6X12	3		
29	10379769	Wheel Brush	P359258001	WH-1503 (Adachi)	2		
30	10419844	Nut		M10	1		ABS11181
31	10419845	Spring	1352537		1		
32	10419846	Brush Motor Cover	1352533 A		1		ABS11181
33	10419847	Brush Cylinder Cover	1352534 C		1		ABS11202
34	10322134	Truss Head Screw	P334130016	M8X10	2		ABS11202
35	10419848	LS Plate	1352527 B		1		ABS11181
36	10419849	Washer (M6)	1426644		2		

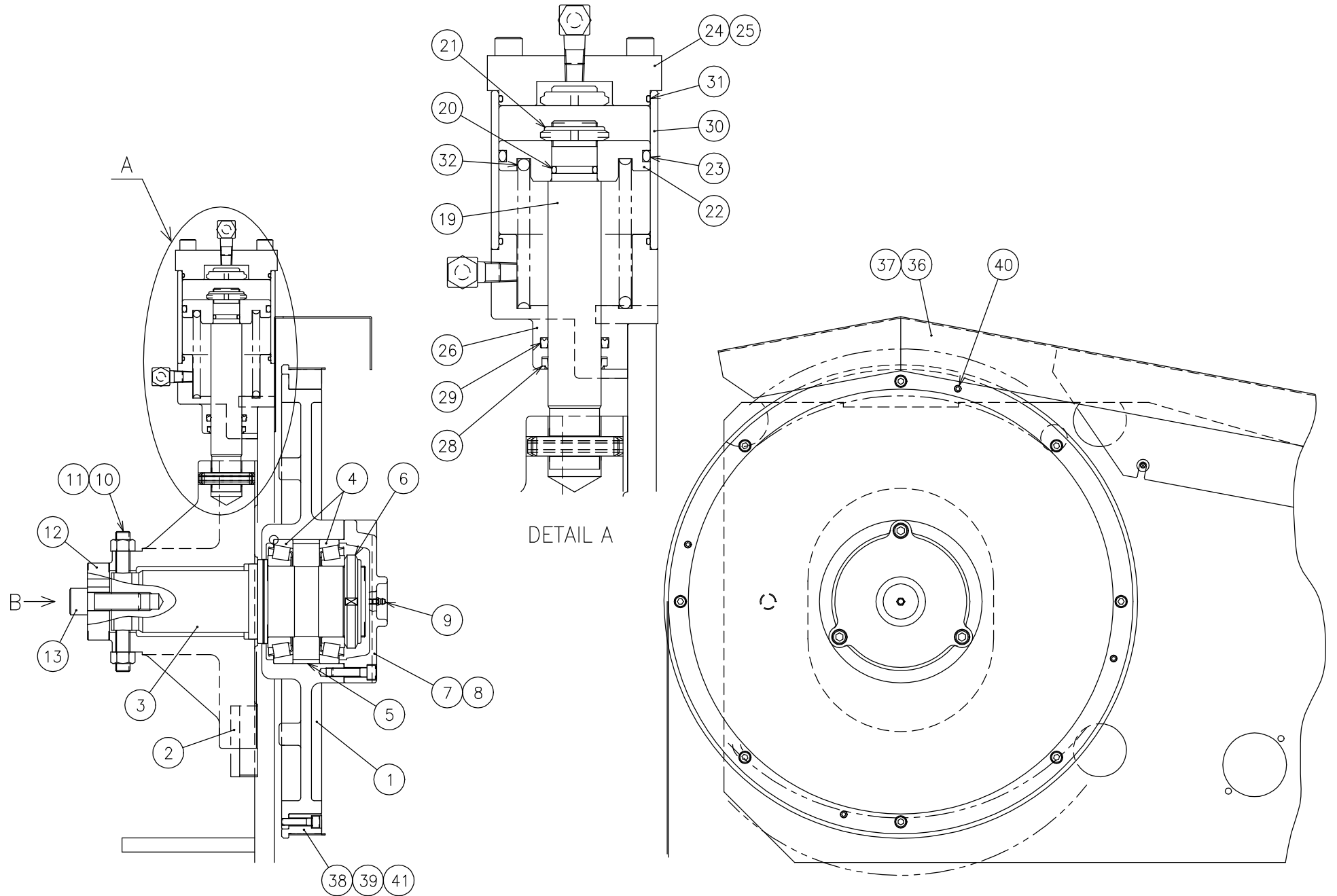
From Serial No.40850114 and after

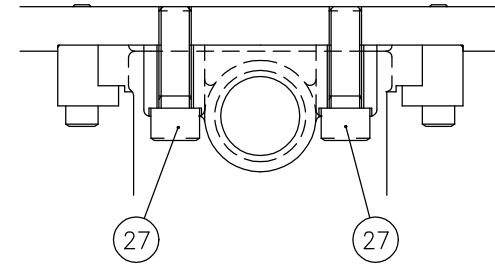
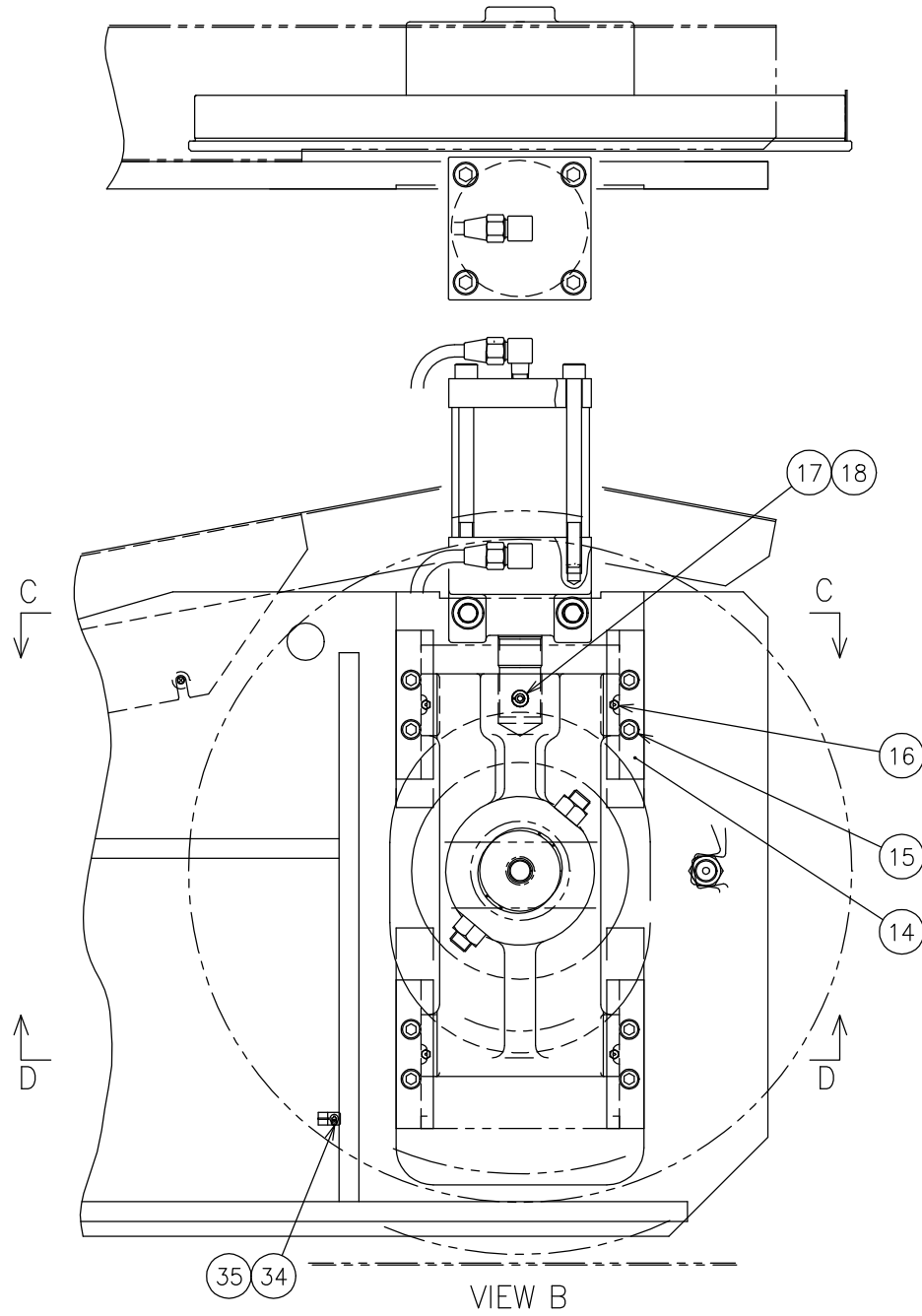
Index	Parts Number	Parts Name	Drawing No.	Type(Maker)	Q'ty	Note	Rev.No.
37	31179259	Hex Soc Cap Screw	P330230006	M8X20	4		
38	10419850	Limit Switch		D4C-6202 (OMRON)	1		
39	31177637	Hex Soc Cap Screw	P330210006	M5X15	2		
40	10419851	Dog Piston	1352528 A		1		ABS11280
41	10419852	Coil Spring		SWY12.5-40 (Misumi)	1		
42	10419853	Guide Block	1352529		2		
43	10419854	Oilless Metal Bushing		MB0812DU (Daido Meta)	2		
44	31179233	Hex Soc Cap Screw	P330230007	M8X25	4		
45	10419855	LS Cover	1352530		1		
46	74301627	Hex Soc Cap Screw	P330230009	M8X35	2		
47	10419856	Dog Plate	1352531 A		1		ABS11181
48	74301628	Hex Soc Cap Screw	P330240006	M10X20	2		
49	10419857	Seat	1352532 A		1		ABS11181
50	74314415	Hex Soc Cap Screw	P330240012	M10X50	2		
51	74304423	Nut	P332000006	M10	1		
52	31178071	Hex Soc Cap Screw	P330240007	M10X25	1		
53	10419858	Shim Collar	1352545		6		ABS11181

06

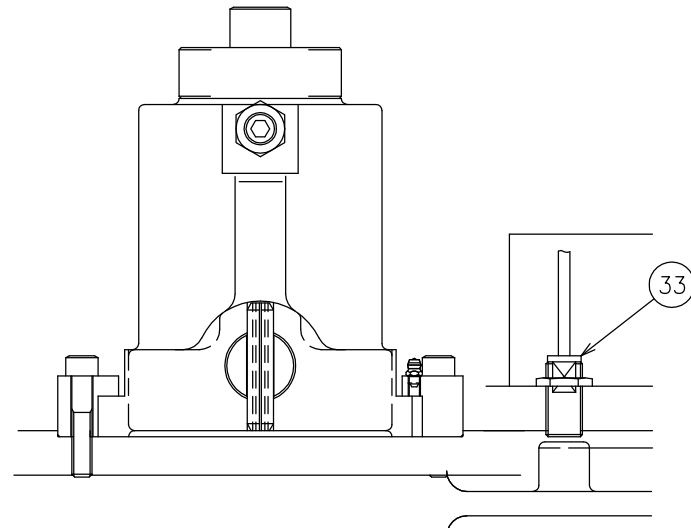
From Serial No.40850114 and after

Driven Wheel(1)





SECTION C-C



SECTION D-D

From Serial No.40850114 and after

Index	Parts Number	Parts Name	Drawing No.	Type(Maker)	Q'ty	Note	Rev.No.
1	10419859	Driven Wheel	1354551 A		1		ABS11182
2	10419860	Slide Body	1352571 A		1		ABS11280
3	10419861	Tension Shaft	1354553 A		1		ABS11182
4	10379733	Roller Bearing	P402010503	HR30216J (NSK &other)	2		ABS11182
5	10419862	Bearing Spacer	1354554		1		ABS11182
6	10379735	Lock Nut	P406168029	FU16SS (Fuji Seimi)	1		ABS11182
7	10419863	Bearing Retainer	1350739 B		1		ABS11280
8	36322514	Hex Soc Cap Screw	P330240010	M10X40	3		ABS11182
9	74715320	Grease Nipple	P560600002	A-MT6X1	1		ABS11182
10	10419824	Adjusting Bolt	7041041		2		ABS11182
11	10001515	Nut	P332000066	M16(Type-1)	2		ABS11182
12	52120831	Washer	1230069 D		1		ABS11182
13	71362608	Hex Soc Cap Screw	P330270007	M20X60	1		ABS11182
14	10419864	Guide Block	1352573 A		4		ABS11280
15	74314415	Hex Soc Cap Screw	P330240012	M10X50	8		
16	74715320	Grease Nipple	P560600002	A-MT6X1	4		
17	10419865	Spring Pin	P337030125	13X63	1		
18	10419866	Spring Pin	P337030126	8X63	1		

From Serial No.40850114 and after

Index	Parts Number	Parts Name	Drawing No.	Type(Maker)	Q'ty	Note	Rev.No.
19	10419867	Rod	1352575		1		ABS11182
20	10375807	O Ring	P590000023	P24	1		
21	52311867	Lock Nut	P406168011	FU06SC (Fuji Seimi)	1		
22	10419868	Piston	1354557		1		
23	74379541	O Ring	P590000066	P90	1		
24	10419869	Piston Head Cap	1352602 A		1		ABS11201
25	36384016	Hex Soc Cap Screw	P330250025	M12X140	4		
26	10419870	Piston Rod Cap	1352603 A		1		ABS11201
27	74314419	Hex Soc Cap Screw	P330260034	M16X50	2		
28	10379791	Wiper Ring	P590302039	DSI-35 (NOK)	1		
29	10379792	Piston Packing	P590403031	SKY-35 (Sakagami)	1		
30	10419871	Cylinder	1352576		1		ABS11182
31	74379542	O Ring	P590010015	G95	2		
32	10419872	Lift Spring	1352577 A		1		ABS11237
33	10419873	Proximity Switch		FL7M-5A6 (Yamatake)	1		
34	74332607	Saddle For Conduct	P381017024	PZ0106 (Daiwa)	3		
35	74300710	Pan Head Screw	P334100038	M5X8	3		
36	10419874	Cover	1352578		1		ABS11182

From Serial No.40850114 and after

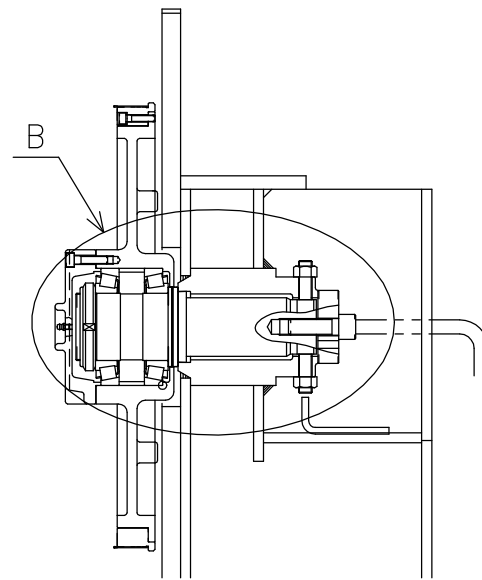
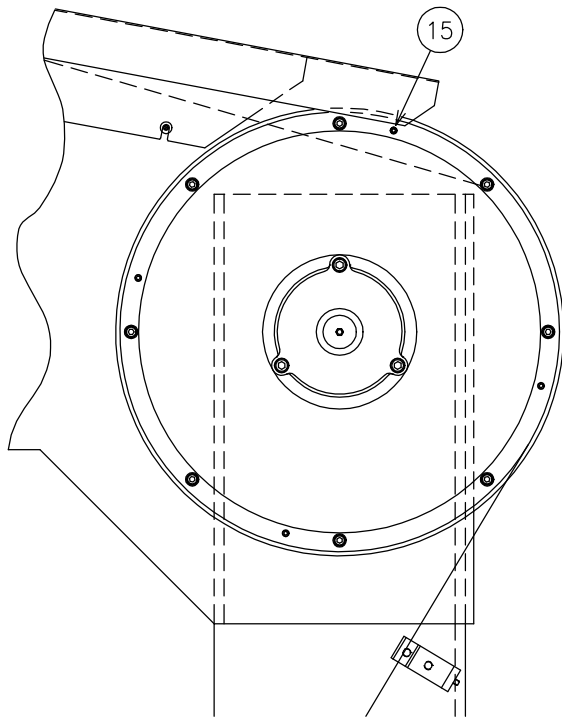
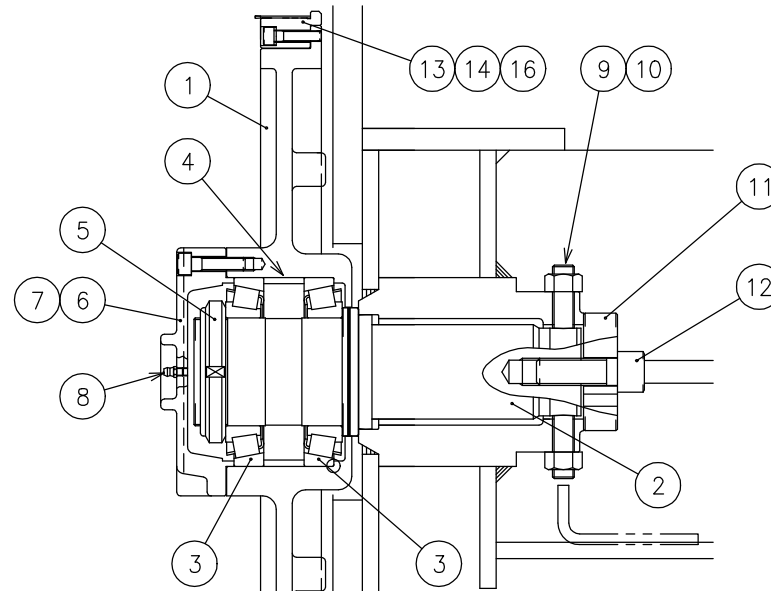
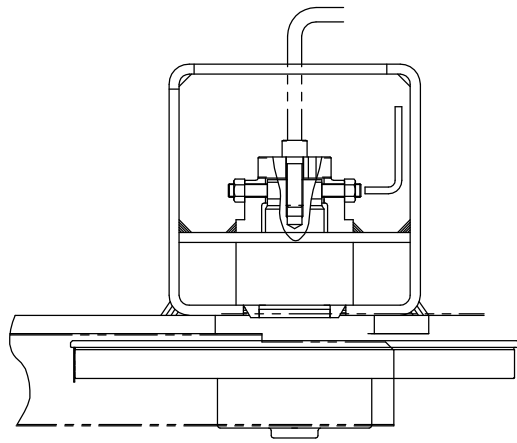
Index	Parts Number	Parts Name	Drawing No.	Type(Maker)	Q'ty	Note	Rev.No.
37	74300701	Truss Head Screw	P334130012	M6X12	2		ABS11182
38	10419810	Wheel Ring	1354585 A		1		ABS11182
39	74301627	Hex Soc Cap Screw	P330230009	M8X35	8		ABS11182
40	10367527	Socket Set Screw	P330550043	M8X30(flat-end)	4		ABS11182
41	61146011	Coned Spring Washer	P336165002	CDW-8H (Heiwa)	8		ABS11182



07

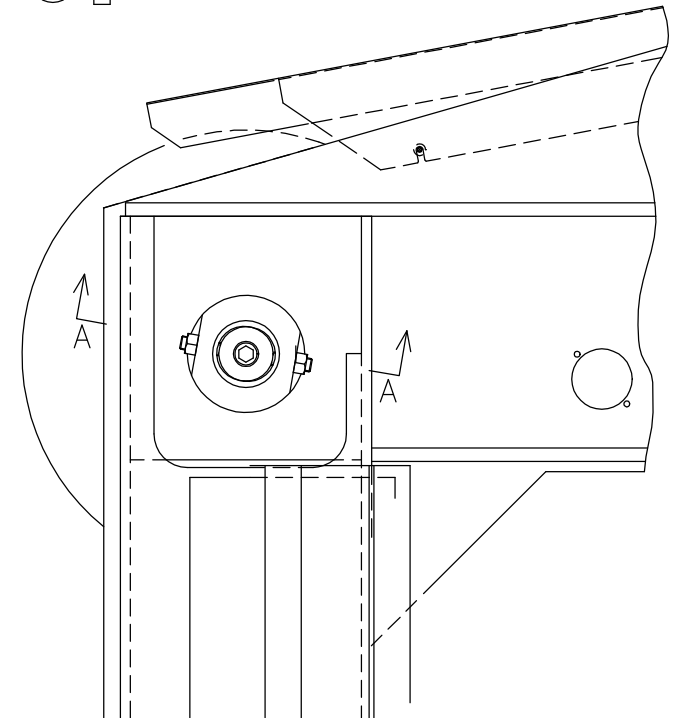
From Serial No.40850114 and after

Driven Wheel(2)



DETAIL B

SECTION A-A



From Serial No.40850114 and after

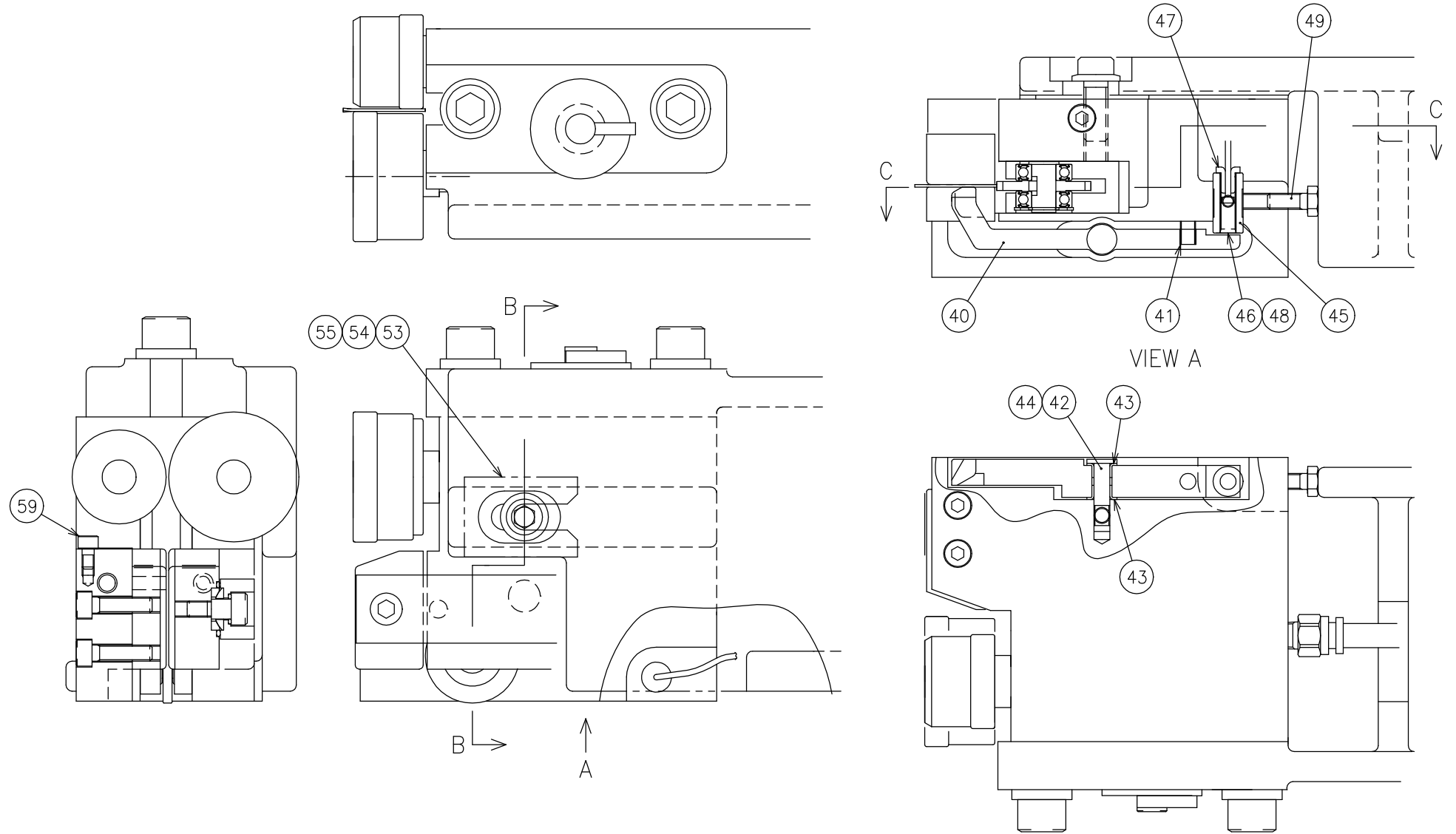
Index	Parts Number	Parts Name	Drawing No.	Type(Maker)	Q'ty	Note	Rev.No.
1	10419859	Driven Wheel	1354551 A		1		
2	10419861	Tension Shaft	1354553 A		1		
3	10379733	Roller Bearing	P402010503	HR30216J (NSK &other)	2		
4	10419862	Bearing Spacer	1354554		1		
5	10379735	Lock Nut	P406168029	FU16SS (Fuji Seimi)	1		
6	10419863	Bearing Retainer	1350739 B		1		ABS11280
7	36322514	Hex Soc Cap Screw	P330240010	M10X40	3		
8	74715320	Grease Nipple	P560600002	A-MT6X1	1		
9	10419824	Adjusting Bolt	7041041		2		
10	10001515	Nut	P332000066	M16(Type-1)	2		
11	52120831	Washer	1230069 D		1		
12	71362608	Hex Soc Cap Screw	P330270007	M20X60	1		
13	10419810	Wheel Ring	1354585 A		1		
14	74301627	Hex Soc Cap Screw	P330230009	M8X35	8		
15	10367527	Socket Set Screw	P330550043	M8X30(flat-end)	4		
16	61146011	Coned Spring Washer	P336165002	CDW-8H (Heiwa)	8		

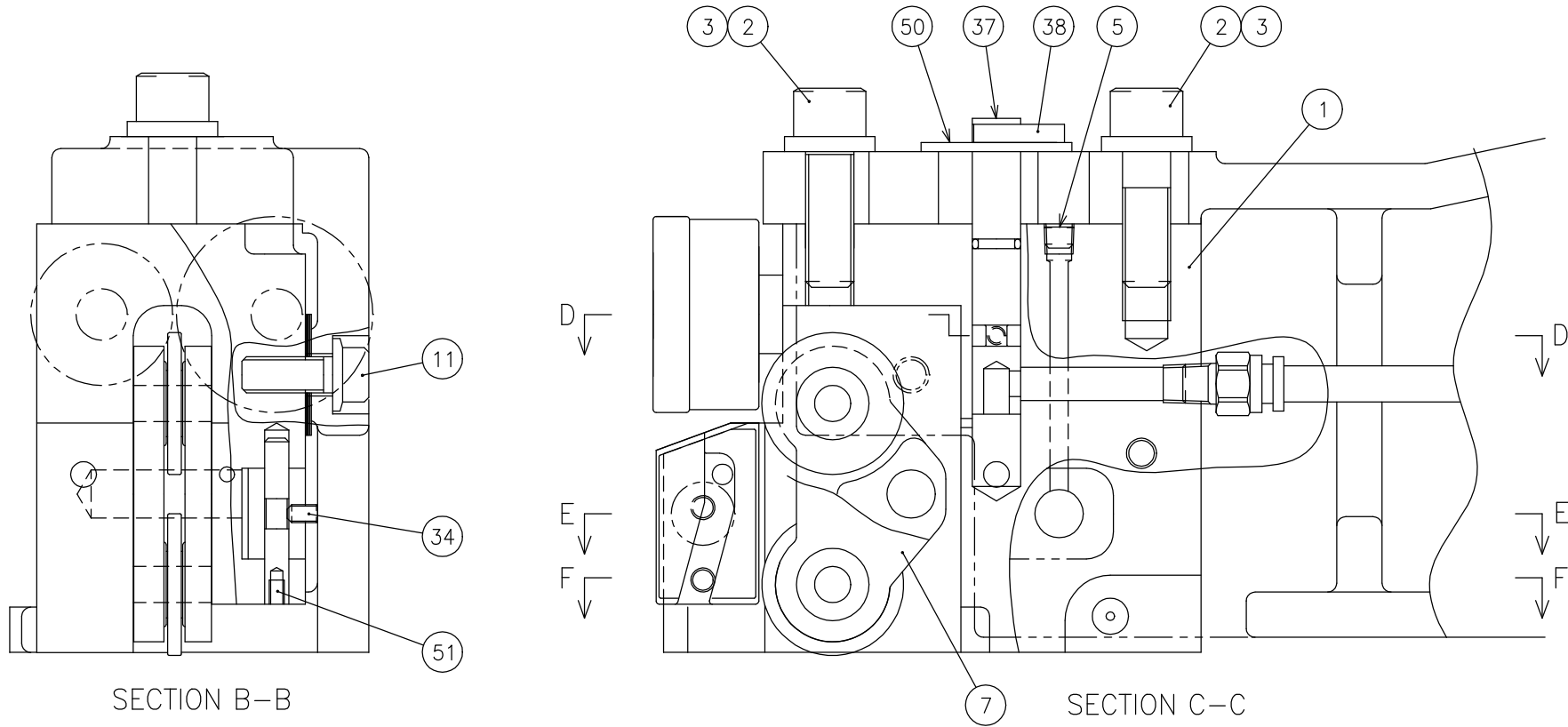


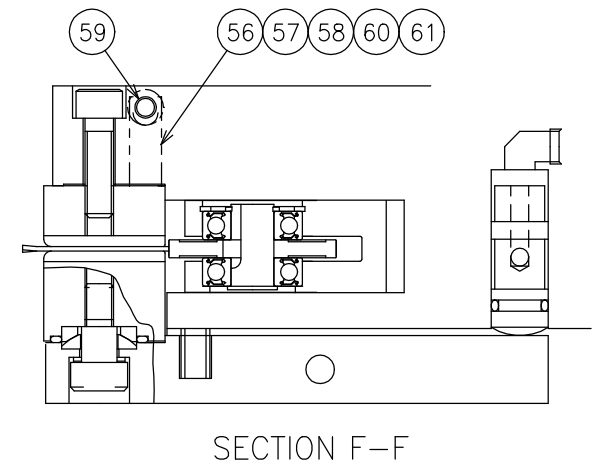
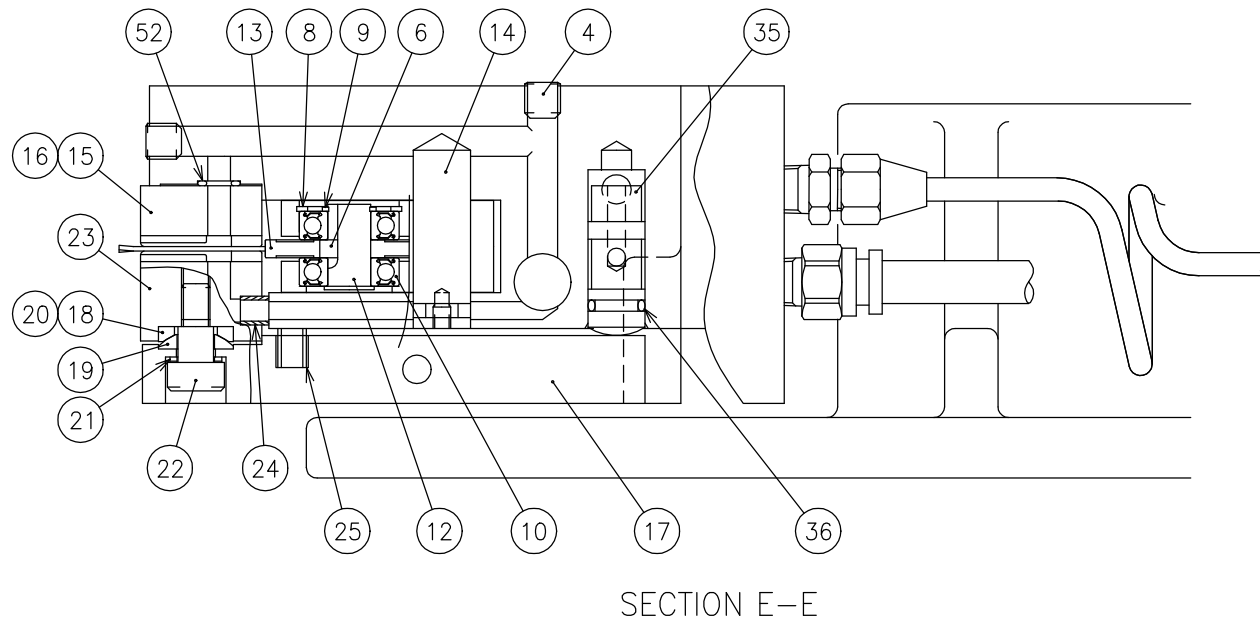
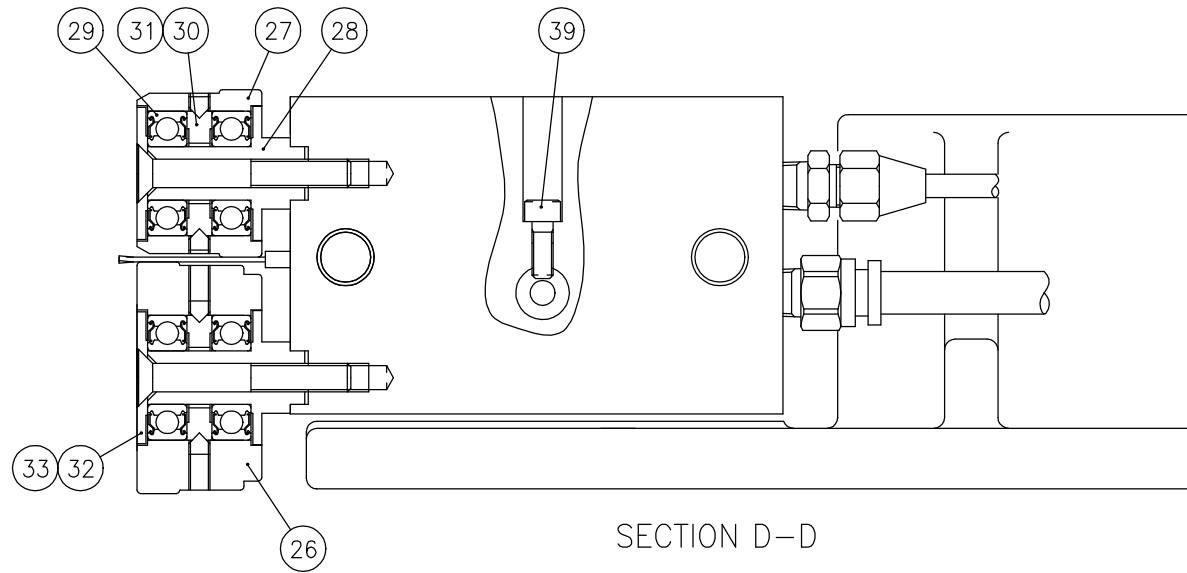
08

From Serial No.40850114 and after

## Blade Guide(1)









From Serial No.40850114 and after

Index	Parts Number	Parts Name	Drawing No.	Type(Maker)	Q'ty	Note	Rev.No.
1	10419875	Insert Holder (Upper)	1352594 C		1		ABS11280
2	74314419	Hex Soc Cap Screw	P330260034	M16X50	2		
3	10387645	Collar		PBC16 (Misumi)	2		
4	74319125	Socket Set Screw	P330550048	M10X10(flat-end)	3		
5	36308302	Plug For Piping	P580208001	GM-1/8 (Gosho)	1		
6	10559227	Key	1233943		2		
7	10387646	Backup Holder	1350702 A		1		
8	10387663	Locating Snap Ring		RTW28 (Ochiai)	2		
9	10419876	Locating Snap Ring		STW-12 (Ochiai)	2		
10	10387647	Ball Bearing		6001LLU/LP03 (NTN)	4		
11	10387666	Flange Bolt		M12X30	1		
12	10559757	Backup Roller Shaft	1233232 C		2		
13	10387668	Backup Roller	1350729		2		
14	10387648	Parallel Pin	1350704 A		1		
15	10387649	Fixed Insert (Upper)	1350705 C		1		
16	31179225	Hex Soc Cap Screw	P330230008	M8X30	2		
17	10387650	Insert Lever	1350706 B		1		
18	10387651	Sheet		D type 12 Stainless (Toukou)	1		

From Serial No.40850114 and after

Index	Parts Number	Parts Name	Drawing No.	Type(Maker)	Q'ty	Note	Rev.No.
19	10419877	Spherical Washer		C type 10.5 Stainless (Toukou)	1		
20	74303021	O Ring	P590000019	P21	1		
21	10419878	Wave Washer		WW-10	1		
22	10387654	Shoulder Bolt		MSB10-10 (Misumi)	1		
23	10387653	Movable Insert (Upper)	1350707 C		1		
24	10379813	Rubber Ring	1350708		1		
25	10559057	Spring	1233234 B		1		ABS11112
26	10387658	Roller	1350712 B		1		
27	10379827	Roller (A)	1350728		1		
28	10387655	Roller Shaft	1350709 C		2		
29	10379829	Ball Bearing	P400017030	6202DDU (NSK)	4		
30	10387656	Collar (A)	1350710 B		2		
31	10379828	Socket Set Screw	P330580018	M6X6(cone-end)	4		
32	10379817	Bearing Retainer	1350714 A		2		
33	10419879	Flat Head Bolt	P334520040	M8X60	2		
34	74722738	Socket Set Screw	P330590019	M6X10(cup-end)	1		
35	10559763	Piston	1233236		1		
36	74305201	O Ring	P590000012	P12	2		

From Serial No.40850114 and after

Index	Parts Number	Parts Name	Drawing No.	Type(Maker)	Q'ty	Note	Rev.No.
37	10387659	Cutting Oil Cock	1350715 A		1		
38	74314915	Spring Pin	P337030063	6X30	1		
39	31177967	Hex Soc Cap Screw	P330220007	M6X16	1		
40	10379819	Detecting Body	1350716		1		
41	10379820	Detecting Spring	1350717 A		1		
42	10379821	Detecting Pin	1350718		1		
43	10419880	Plain Bearing		MB0806DU-15FDU (Daido Meta)	2		
44	74722740	Socket Set Screw	P330590024	M8X10(cup-end)	1		
45	10419881	Sensor Holder	1350719 A		1		ABS11280
46	10419882	Linear Sensor		E2CA-X1R5A 5M (OMRON)	1		ABS11237
47	10379823	Cord Retainer Rubber	1350720		1		
48	10419883	Socket Set Screw (Cup End)		M6X6	1		
49	31178032	Bolt	P330030007	M8X25	1		
50	10379826	Rubber Cover	1350727 A		1		
51	10379825	Long Pin	1350726 A		1		
52	15130039	O Ring		P9	1		
53	10419884	Shim Upper	135259101		2		
54	10419885	Shim Upper	135259102		10		

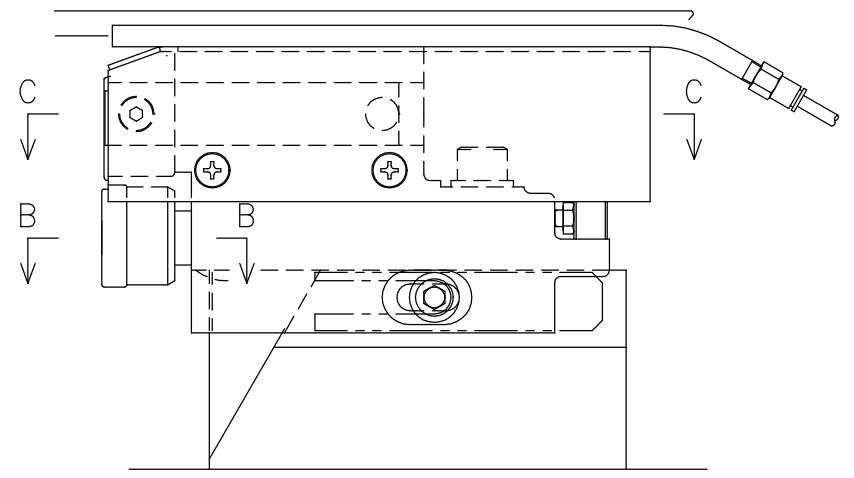
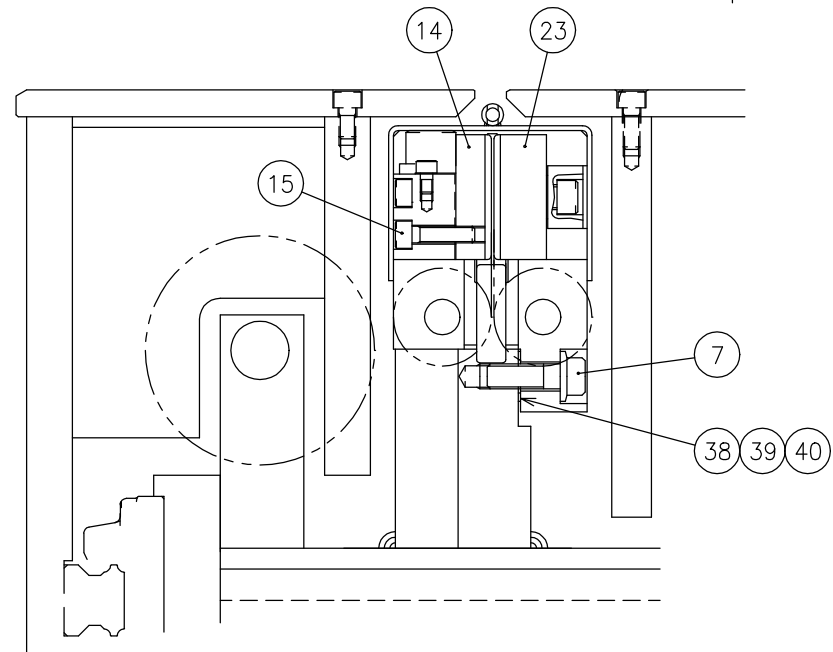
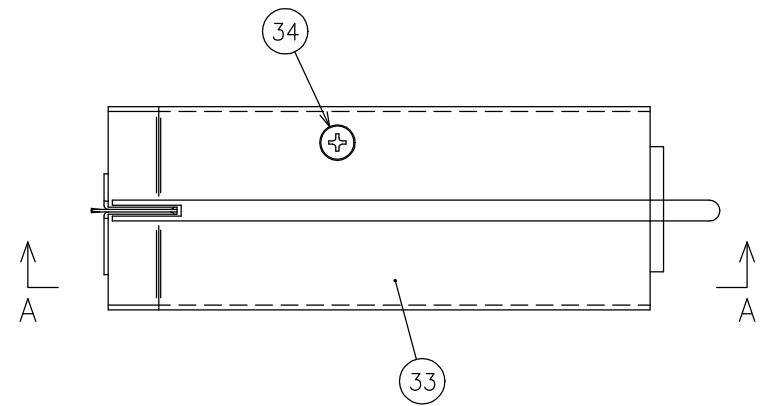
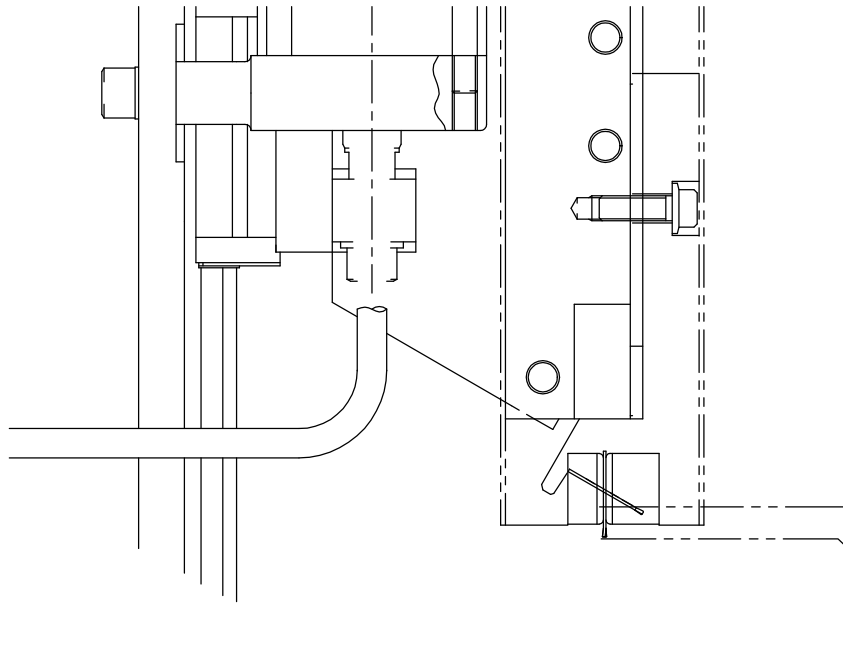
From Serial No.40850114 and after

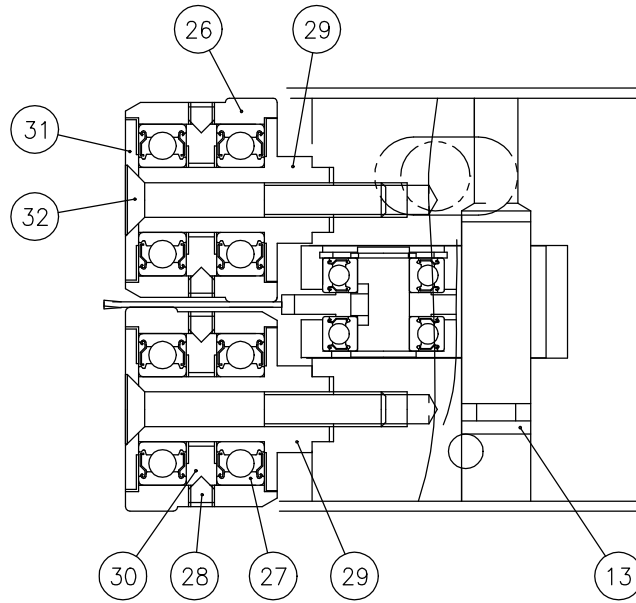
Index	Parts Number	Parts Name	Drawing No.	Type(Maker)	Q'ty	Note	Rev.No.
55	10419886	Shim Upper	135259103		2		ABS11174
56	10419887	Shim Upper	135260101		3		ABS11280
57	10419888	Shim Upper	135260102		3		ABS11280
58	10419889	Shim Upper	135260103		3		ABS11280
59	31179284	Hex Soc Cap Screw	P330220003	M6X10	1		ABS11174
60	10419890	Shim Upper	135260105		3		ABS11280
61	10419891	Shim Upper	135260106		3		ABS11280

09

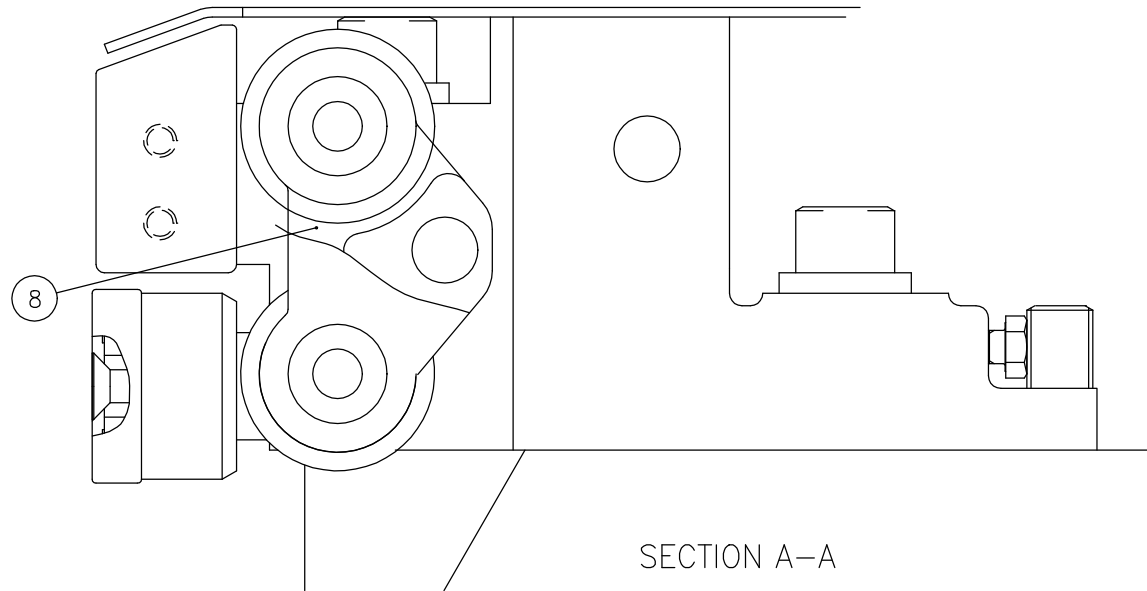
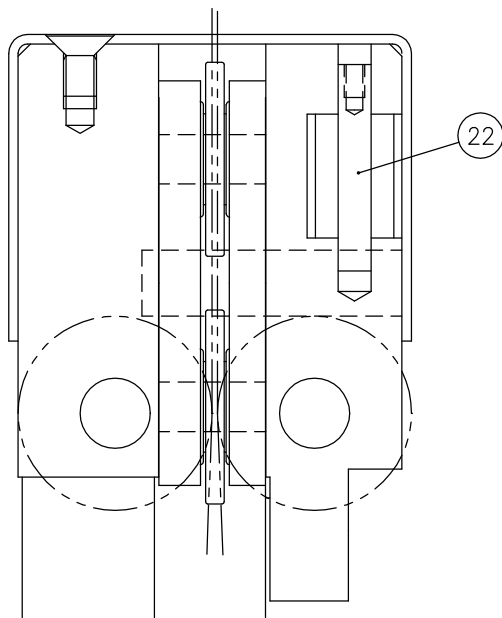
From Serial No.40850114 and after

## Blade Guide(2)

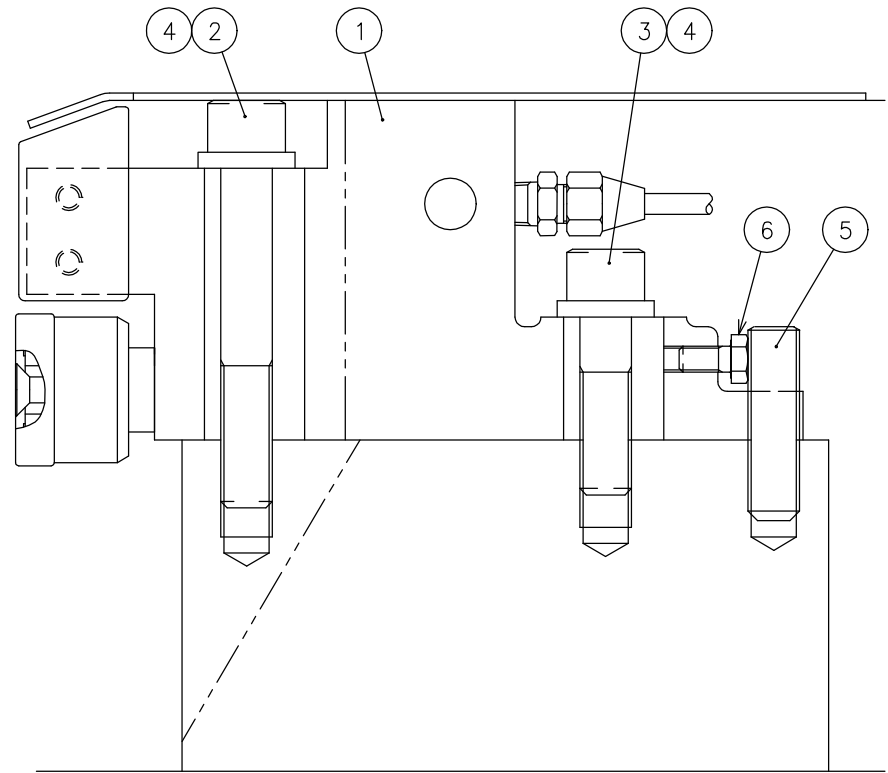
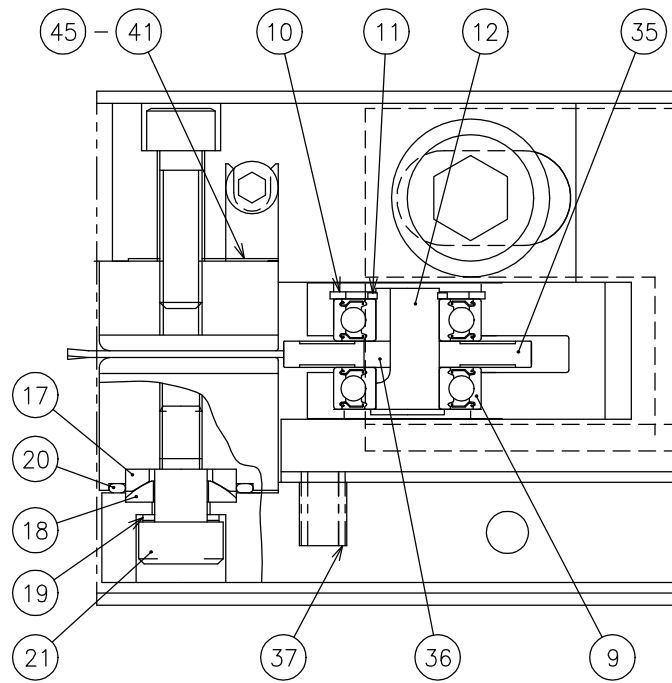
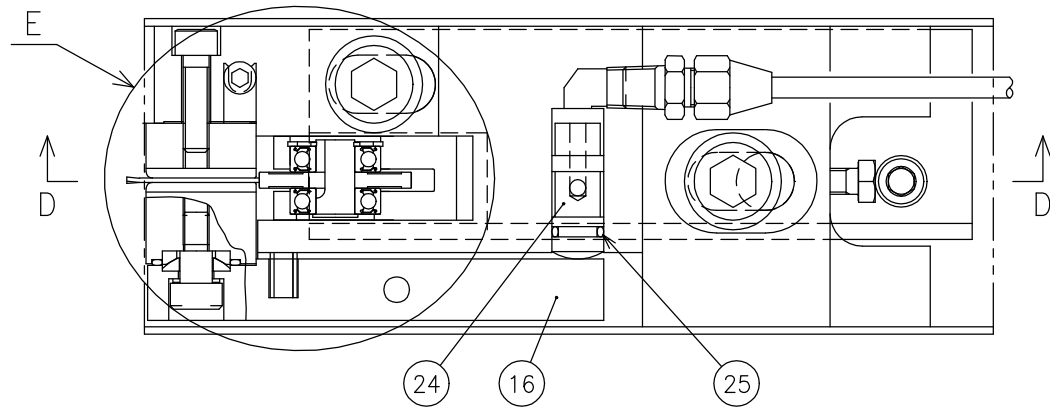




SECTION B-B



SECTION A-A



SECTION D-D



From Serial No.40850114 and after

Index	Parts Number	Parts Name	Drawing No.	Type(Maker)	Q'ty	Note	Rev.No.
1	10419892	Insert Holder (Lower)	1352593 C		1		ABS11280
2	10385245	Hex Soc Cap Screw	P330260045	M16X110	1		
3	10555634	Hex Soc Cap Screw	P330260036	M16X60	1		
4	10387645	Collar		PBC16 (Misumi)	2		
5	10379837	Socket Set Screw	P330550080	M16X60(flat-end)	1		
6	78187122	Bolt	P330030005	M8X16	1		
7	10419893	Flange Bolt		M12X35	1		
8	10387646	Backup Holder	1350702 A		1		
9	10387647	Ball Bearing		6001LLU/LP03 (NTN)	4		
10	10557108	Locating Snap Ring	P406108008	RTW-28 (Ochiai)	2		
11	71361102	Locating Snap Ring	P406108035	STW-12 (Ochiai)	2		
12	10559757	Backup Roller Shaft	1233232 C		2		
13	10387648	Parallel Pin	1350704 A		1		
14	10387670	Fixed Insert	1350732 B		1		
15	31179225	Hex Soc Cap Screw	P330230008	M8X30	2		
16	10387650	Insert Lever	1350706 B		1		
17	10387651	Sheet		D type 12 Stainless (Toukou)	1		
18	10387652	Spherical Washer		C type 10.5 Stainless (Toukou)	1		

From Serial No.40850114 and after

Index	Parts Number	Parts Name	Drawing No.	Type(Maker)	Q'ty	Note	Rev.No.
19	10419878	Wave Washer		WW-10	1		
20	74303021	O Ring	P590000019	P21	1		
21	71360316	Shoulder Screw	P338134062	MSB10-10 (Misumi)	1		
22	10387672	Parallel Pin		8X50 M5X8 Female Screw	1		
23	10387671	Movable Insert (Lower)	1350733 B		1		
24	10559763	Piston	1233236		1		
25	74305201	O Ring	P590000012	P12	1		
26	10379827	Roller (A)	1350728		2		
27	10379829	Ball Bearing	P400017030	6202DDU (NSK)	4		
28	10379828	Socket Set Screw	P330580018	M6X6(cone-end)	4		
29	10387655	Roller Shaft	1350709 C		2		
30	10387656	Collar (A)	1350710 B		2		
31	10379817	Bearing Retainer	1350714 A		2		
32	10419879	Flat Head Bolt	P334520040	M8X60	2		
33	10419894	Cover	1352586		1		
34	74315325	Flat Head Screw	P334110033	M8X15	3		
35	10387668	Backup Roller	1350729		2		
36	10559227	Key	1233943		2		

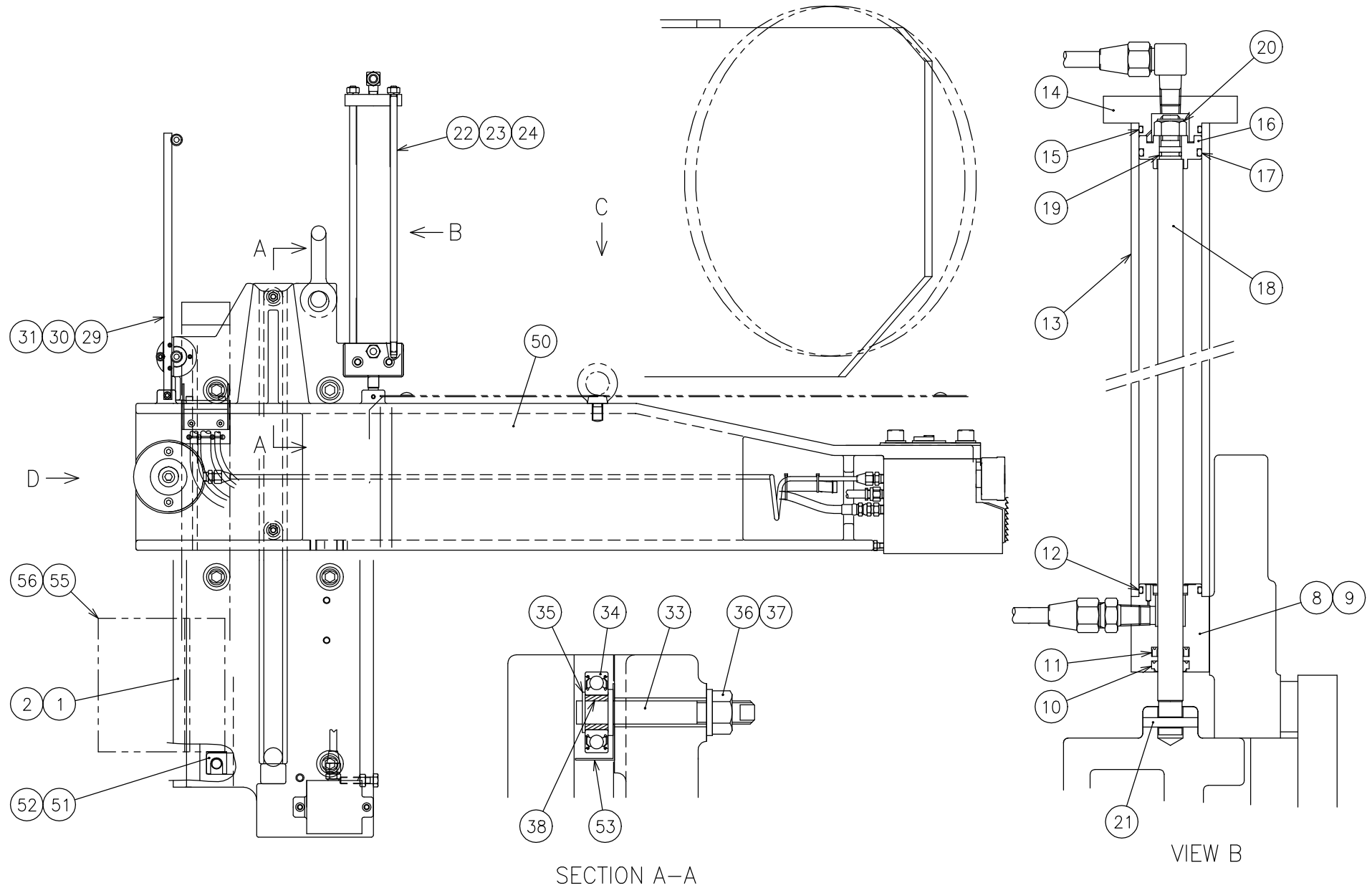
From Serial No.40850114 and after

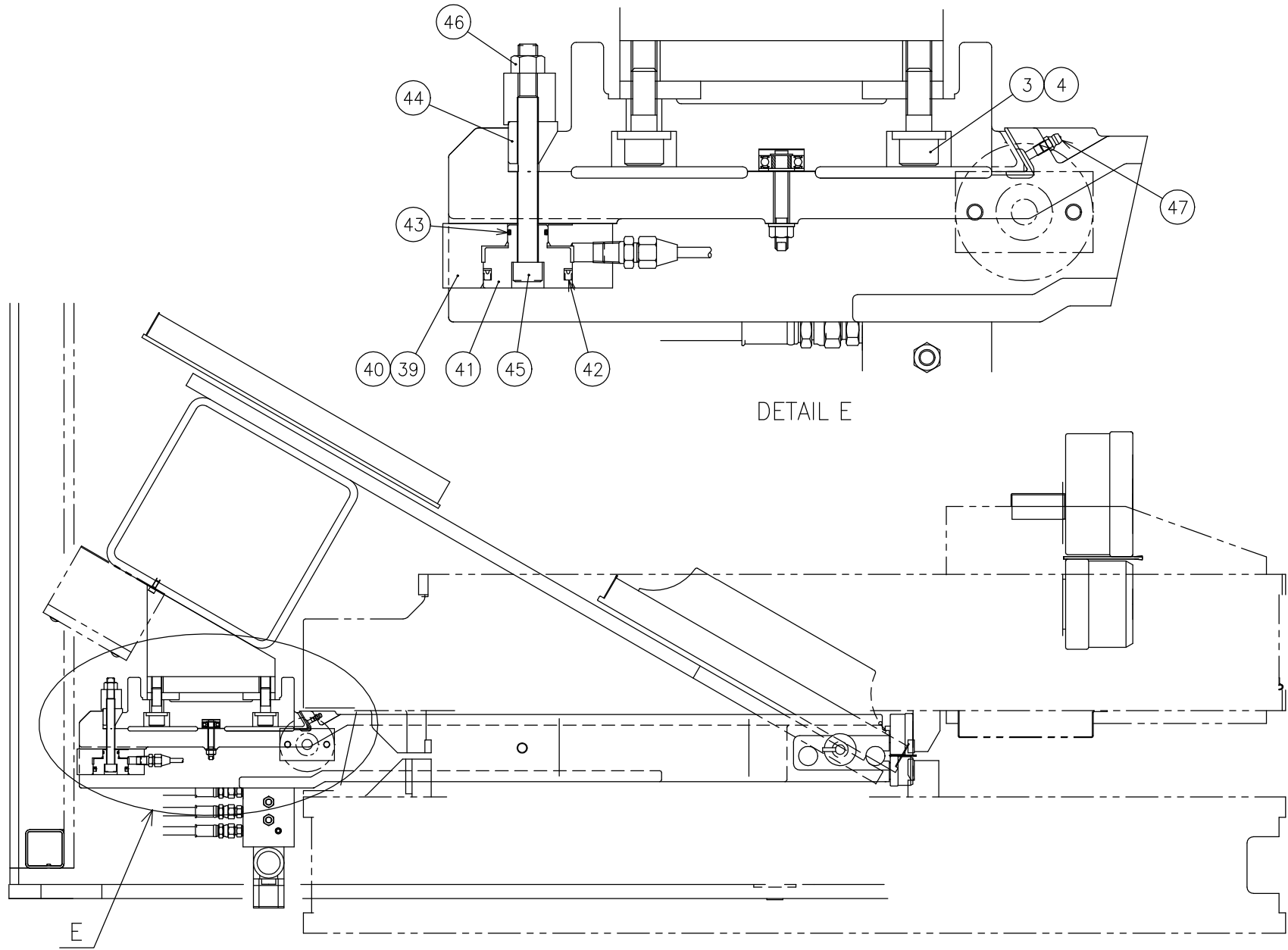
Index	Parts Number	Parts Name	Drawing No.	Type(Maker)	Q'ty	Note	Rev.No.
37	10559057	Spring	1233234 B		1		ABS11112
38	10419895	Shim Lower	135259001A		2		ABS11280
39	10419896	Shim Lower	135259002A		3		ABS11280
40	10419897	Shim Lower	135259003A		2		ABS11280
41	10419898	Shim Lower	135260001		3		ABS11280
42	10419899	Shim Lower	135260002		3		ABS11280
43	10419901	Shim Lower	135260003		3		ABS11280
44	10419902	Shim Lower	135260005		3		ABS11280
45	10419903	Shim Lower	135260006		3		ABS11280

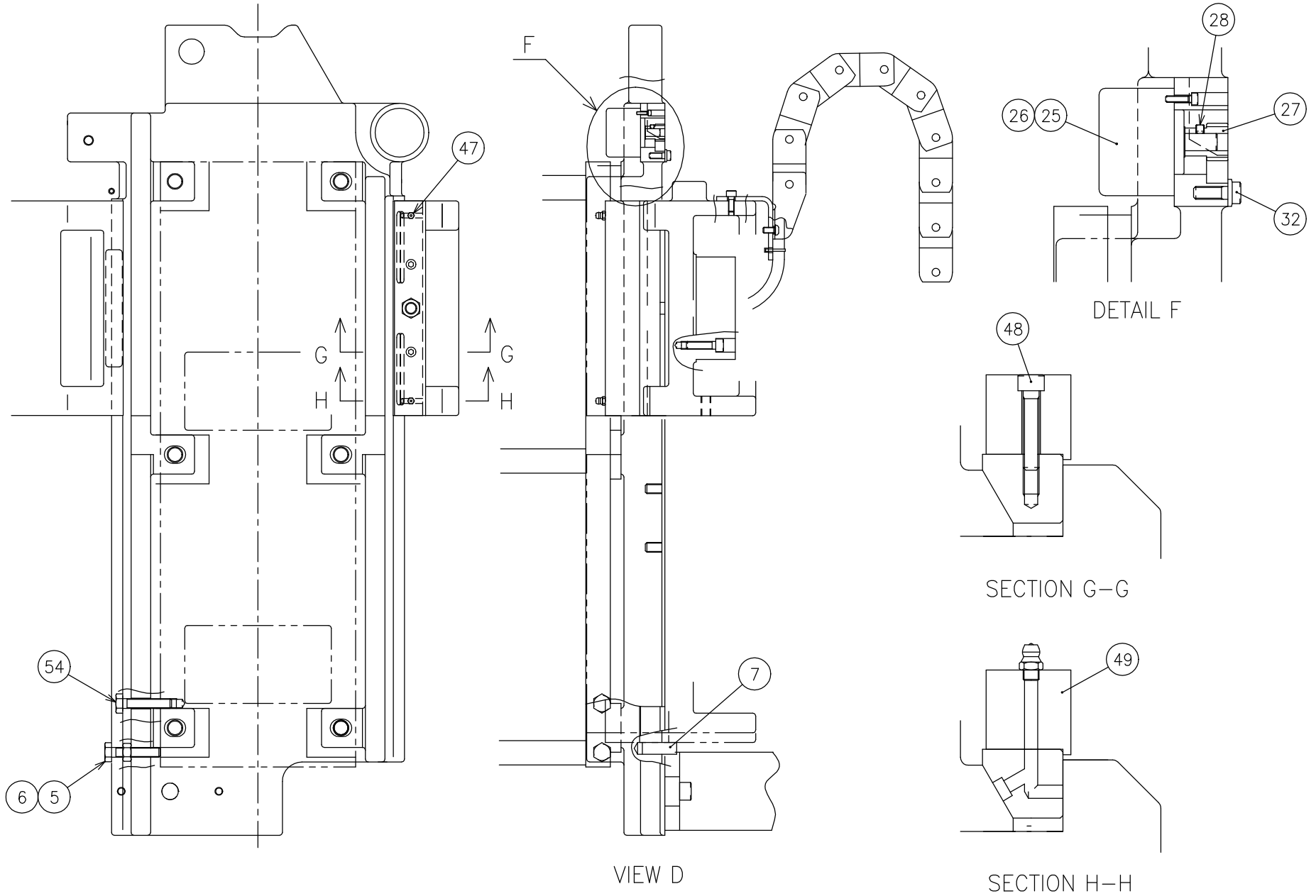


From Serial No.40850114 and after

## Blade Guide(3)









From Serial No.40850114 and after

Index	Parts Number	Parts Name	Drawing No.	Type(Maker)	Q'ty	Note	Rev.No.
1	10419904	Guide Bar	1352589 C		1		ABS11280
2	36322121	Hex Soc Cap Screw	P330260033	M16X45	5		
3	10387744	Reamer Bolt	1350831 A		1		ABS11237
4	10419905	Washer	1352592		6		
5	36108351	Bolt	P330040011	M10X50(all-thread)	1		ABS11174
6	74304423	Nut	P332000006	M10	1		ABS11174
7	10419906	Spring Pin		12X35	1		
8	10419907	Cylinder Rod Cap	1352595 A		1		ABS11183
9	74383549	Hex Soc Cap Screw	P330240016	M10X70	2		
10	10419908	Wiper Ring	P590303044	SDR-16 (Sakagami)	1		
11	10379849	Piston Packing	P590403022	SKY-16 (Sakagami)	1		
12	10379848	O Ring	P590010003	G35	1		
13	10379841	Cylinder	1350743 A		1		
14	10419909	Cylinder Head Cap	1352596 A		1		ABS11183
15	10379848	O Ring	P590010003	G35	1		
16	10419910	Piston	1352597		1		
17	10379847	O Ring	P590000034	P34	1		
18	10387676	Piston Rod	1350746 C		1		

From Serial No.40850114 and after

Index	Parts Number	Parts Name	Drawing No.	Type(Maker)	Q'ty	Note	Rev.No.
19	74701321	O Ring	P590000009	P10A	1		
20	10387642	Locknut	P332505027	M12(Type-1) (Fuji Seimi)	1		
21	36147910	Spring Pin	P337030065	6X35	1		
22	10379845	Tie Rod	1350747		2		
23	31179595	Spring Washer	P336050007	10	2		
24	74304423	Nut	P332000006	M10	2		
25	10387683	Rotary Encoder	7922964		1		
26	75168505	Hex Soc Cap Screw	P330200004	M3X12	3		
27	10379855	Pinion	1350828		1		
28	10560034	Socket Set Screw	P330590005	M4X4(cup-end)	1		
29	10379846	CP-Rack	1350748		1		
30	74304904	Hex Soc Cap Screw	P330220012	M6X30	1		
31	75420647	Nut	P332000030	M6(Type-1)	1		
32	10387684	Flange Bolt		M6X16	1		
33	10387679	Shaft	1350858		2		
34	15143806	Ball Bearing	P400010510	6001DDU (NSK &other)	2		
35	10387678	Snap Ring		ETWJ-7	2		
36	74300504	Nut	P332000005	M8	2		

From Serial No.40850114 and after

Index	Parts Number	Parts Name	Drawing No.	Type(Maker)	Q'ty	Note	Rev.No.
37	31179466	Spring Washer	P336050006	8	2		
38	10387680	Urethane Ring	1350859		2		
39	10419911	Cylinder	1352604		1		ABS11183
40	74304909	Hex Soc Cap Screw	P330230010	M8X40	2		
41	10379795	Piston	1350723		1		
42	10387639	Piston Packing		FU0692LO (NOK)	1		
43	74303021	O Ring	P590000019	P21	1		
44	10419912	Slide Chip	1350724 E		1		
45	10387641	Hex Soc Cap Screw	P330250024	M12X135	1		
46	10387642	Locknut	P332505027	M12(Type-1) (Fuji Seimi)	1		
47	10419913	Grease Nipple		A-MT6X1	3		
48	74304904	Hex Soc Cap Screw		M6X30	2		
49	10419914	Chip Holder	1350725 A		1		
50	10419915	Guide Bracket	1352585 B		1		ABS11280
51	10419916	Guide Bar Shim 1	1352587		24		
52	10419917	Guide Bar Shim 2	1352588		12		
53	10387681	Scraper	1350857		2		ABS11174
54	36108351	Bolt	P330040011	M10X50(all-thread)	1		ABS11174

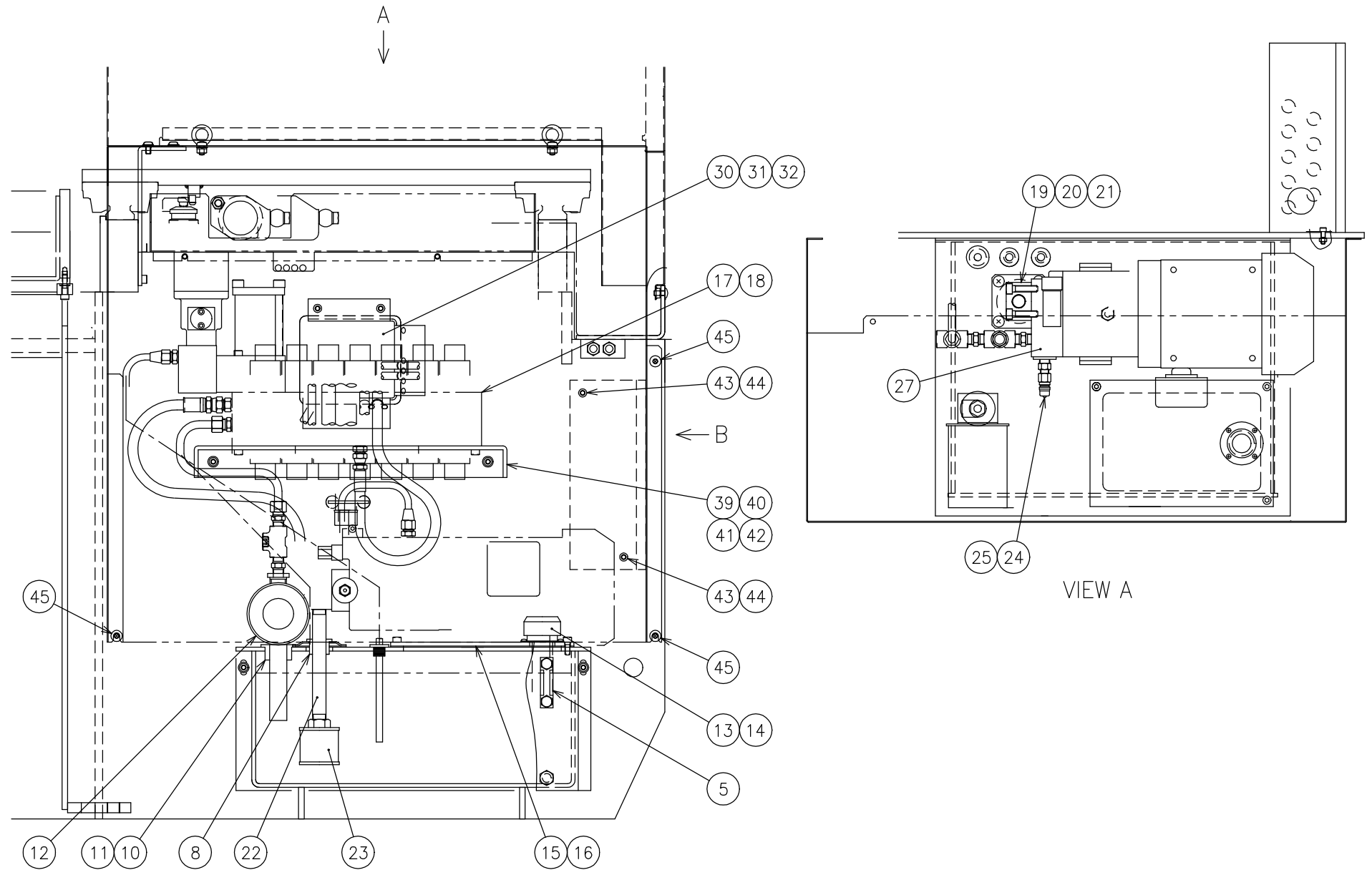
From Serial No.40850114 and after

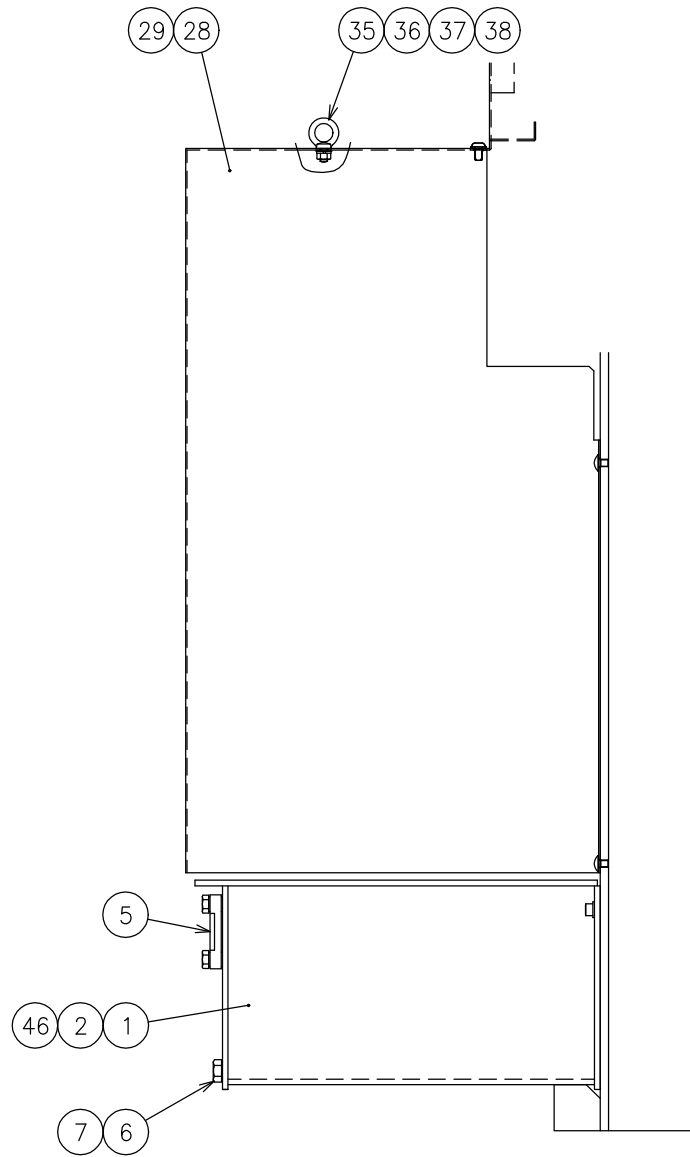
Index	Parts Number	Parts Name	Drawing No.	Type(Maker)	Q'ty	Note	Rev.No.
55	10387686	Amplifier		E2CA-AL4C (OMRON)	1		ABS11174
56	10419918	Base		P2F-11 (OMRON)	1		ABS11174

11

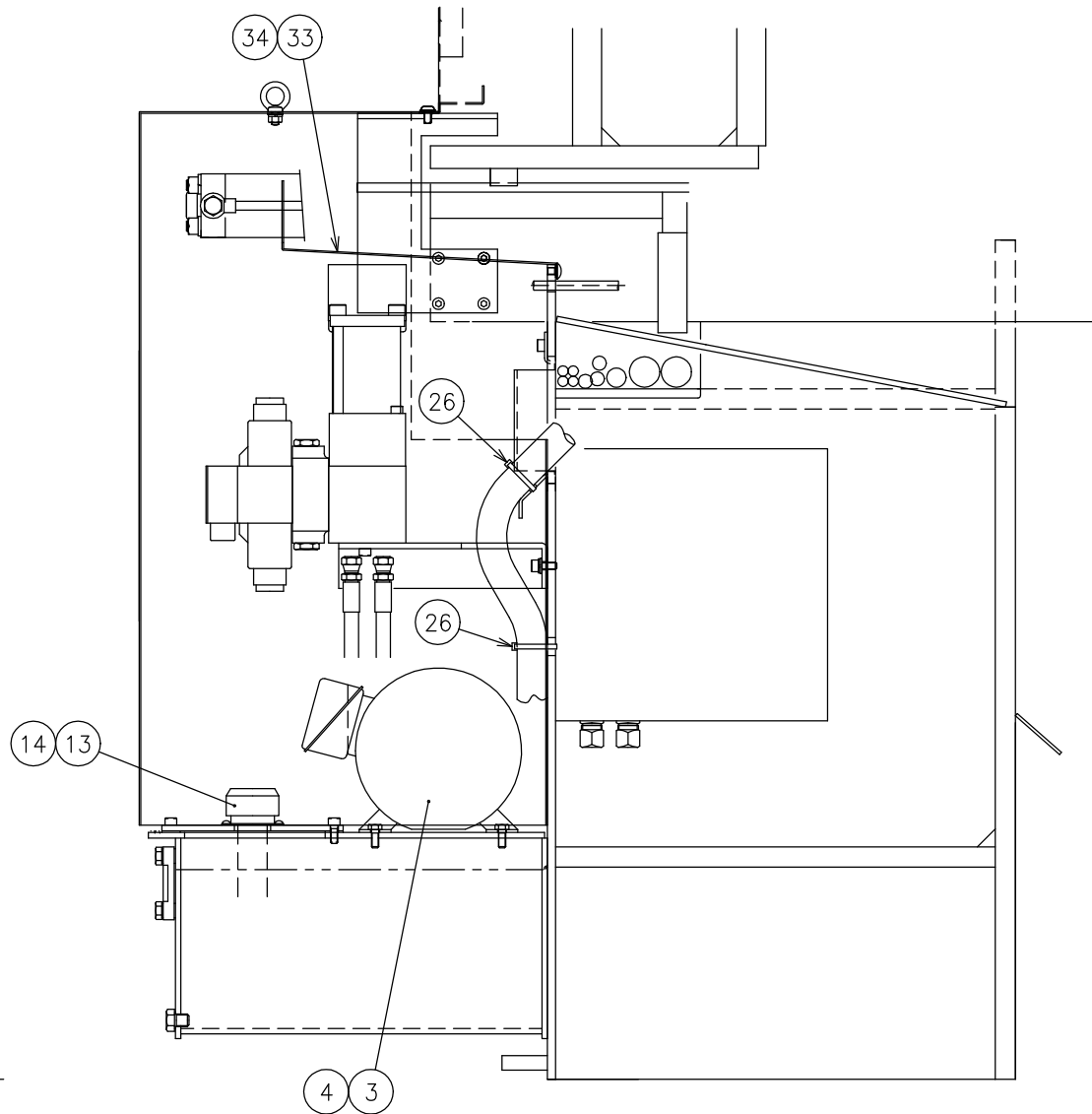
From Serial No.40850114 and after

Hydraulic(1)





VIEW B



From Serial No.40850114 and after

Index	Parts Number	Parts Name	Drawing No.	Type(Maker)	Q'ty	Note	Rev.No.
1	10419919	Tank	1352618 B		1		ABS11237
2	31179259	Hex Soc Cap Screw	P330230006	M8X20	2		ABS11157
3	10387688	Hydraulic Pump Motor	7921673	(Daikin)	1		
4	10325826	Bolt	P330030006	M8X20	4		ABS11237
5	10387689	Level Gauge	P600108024	KLA-60SA-C(Float:Red) (Kyowa)	1		
6	10379864	Seal Bolt	1230357		1		
7	10384420	Copper Washer	1108322		1		
8	10419920	Suction Flange		UC-2862 (UCC)	1		
9	10419921	Return Pipe Bushing		UC-2804 (UCC)	2		
10	10419922	Return Pipe Bushing		UC-2816 (UCC)	1		
11	10379865	Bushing	1280333		1		
12	10387692	In-line Filter		CF-06-10U (Taisei)	1		
13	10379872	Silencer	P557038004	FA-35 (Taisei)	1		
14	31177893	Pan Head Screw	P334100017	M4X8	4		
15	10379866	Hydraulic Tank Cap	1350751		1		
16	31179528	Hex Soc Cap Screw	P330230005	M8X16	4		
17	10419923	Manifold Assy	7921795		1		ABS11280
18	31179259	Hex Soc Cap Screw	P330230006	M8X20	2		



From Serial No.40850114 and after

Index	Parts Number	Parts Name	Drawing No.	Type(Maker)	Q'ty	Note	Rev.No.
19	10379867	Flange	1350752 A		1		
20	74304909	Hex Soc Cap Screw	P330230010	M8X40	2		
21	74316012	O Ring	P590000020	P22	1		
22	10379868	Nipple	1350753		1		
23	58363327	Hydraulic Filter	P548002010	SFT-04-150W (Taisei)	1		
24	74379901	Quick Connect Joint	P589026080	2P-BSBM (Nitto Koki)	1		
25	10387694	Nipple	P580022008	SRN03-020J (Ihara)	1		
26	74318234	Cable Band	P381058014	CV-300 (Shibakei)	13		
27	10419924	Piston Pump	792165401A		1		
28	10419925	Hydraulic Pump Motor Cover	1353300		1		
29	10569006	Truss Head Screw	P334130011	M6X10	1		ABS11157
30	10387697	Hose Support	1350855		1		
31	31179528	Hex Soc Cap Screw	P330230005	M8X16	2		
32	10419926	Hose For Tie Up		SPP-15-40000L (Kitagawa)	1		ABS11237
33	10419927	Sub Manifold Cover	1352617 C		1		ABS11280
34	10322134	Truss Head Screw	P334130016	M8X10	2		ABS11157
35	71368028	Eye Bolt	P338000001	M8	2		ABS11157
36	10385741	Washer		8	2		ABS11157

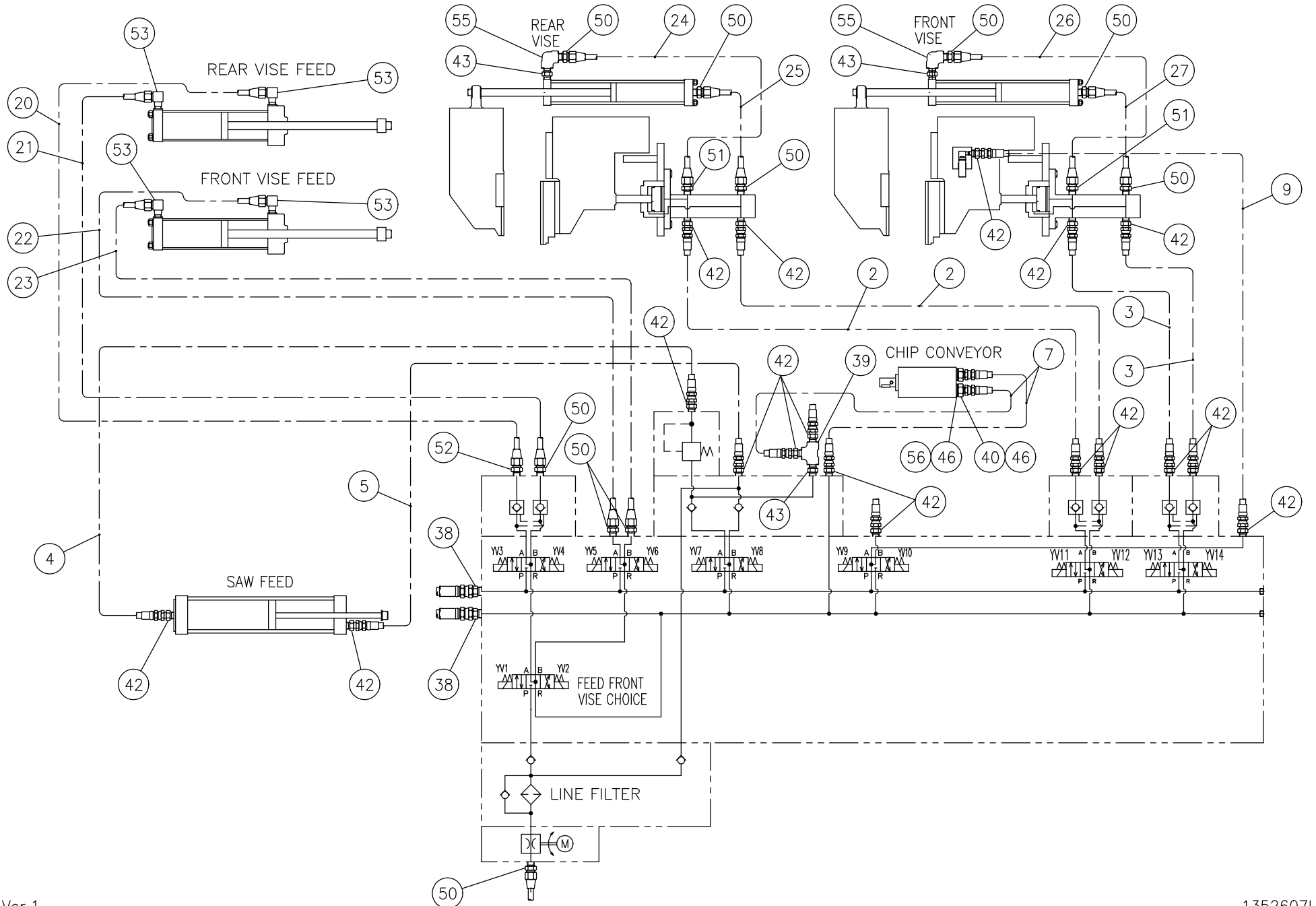
From Serial No.40850114 and after

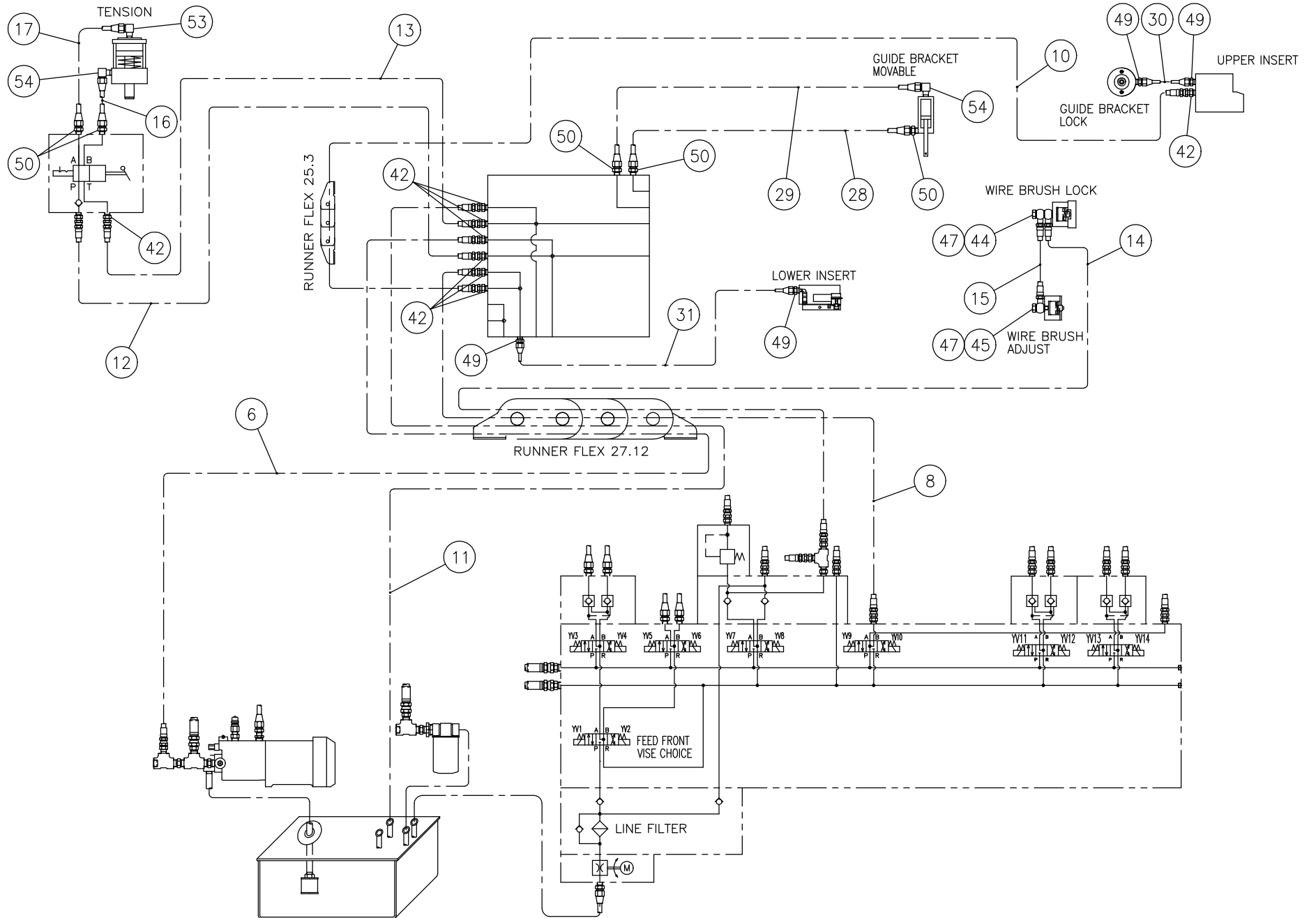
Index	Parts Number	Parts Name	Drawing No.	Type(Maker)	Q'ty	Note	Rev.No.
37	31179466	Spring Washer	P336050006	8	2		ABS11157
38	74300504	Nut	P332000005	M8	2		ABS11157
39	10419928	Manifold Bracket	1352689		1		ABS11157
40	31179259	Hex Soc Cap Screw	P330230006	M8X20	2		ABS11157
41	10385741	Washer		8	2		ABS11157
42	31179466	Spring Washer	P336050006	8	2		ABS11157
43	31179193	Hex Soc Cap Screw	P330220009	M6X20	2		ABS11157
44	74300503	Nut	P332000004	M6	2		ABS11157
45	10322134	Truss Head Screw	P334130016	M8X10	3		ABS11157
46	31179352	Washer	P336000006	8(Regular Round)	2		ABS11157

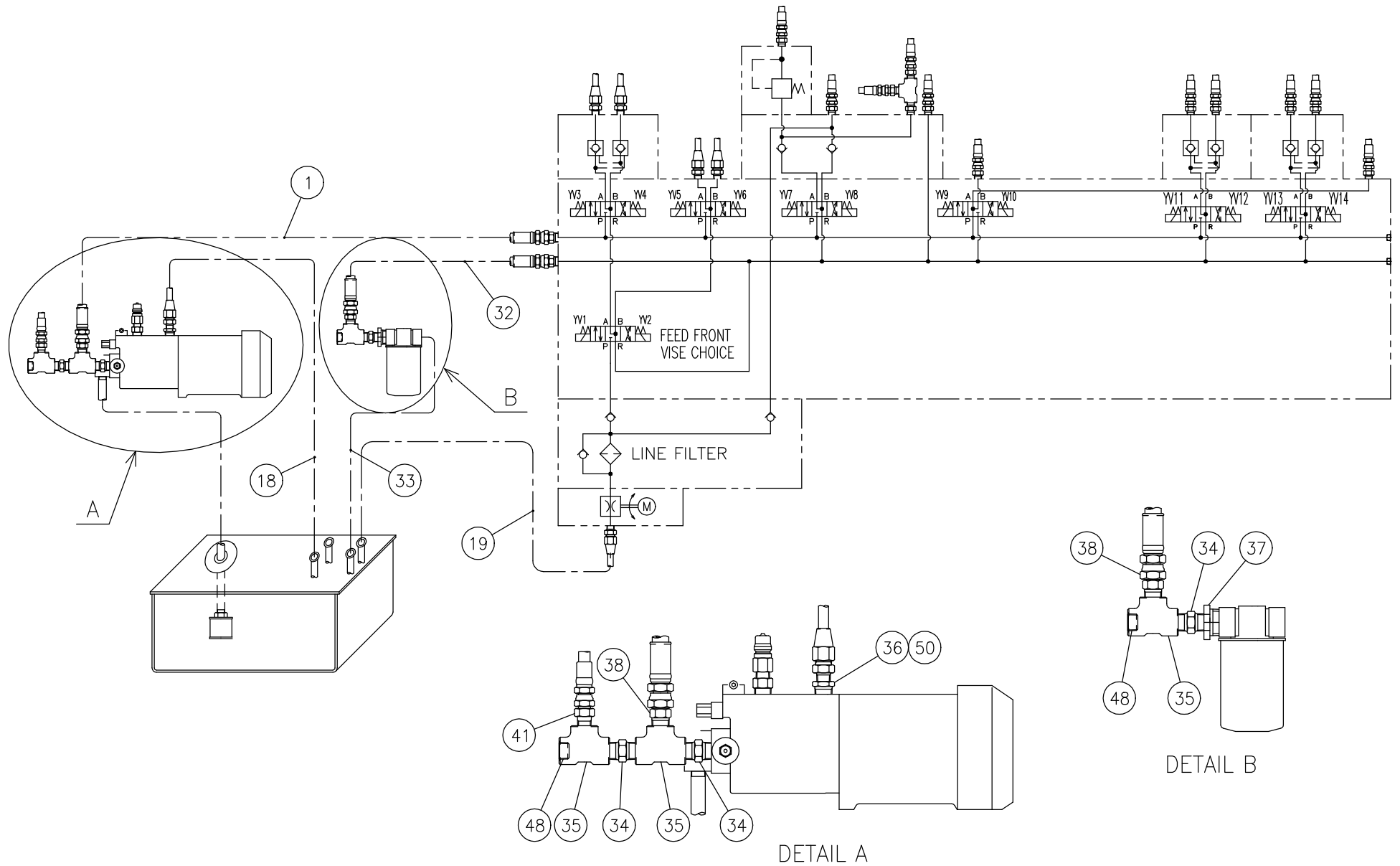
12

From Serial No.40850114 and after

Hydraulic(2)







From Serial No.40850114 and after

Index	Parts Number	Parts Name	Drawing No.	Type(Maker)	Q'ty	Note	Rev.No.
1	10419929	Hydraulic Hose	1352621		1		
2	10419930	Hydraulic Hose	1352622 B		2		ABS11257
3	10419931	Hydraulic Hose	1352623 B		2		ABS11257
4	10419932	Hydraulic Hose	1352624 B		1		ABS11212
5	10419933	Hydraulic Hose	1352625 B		1		ABS11212
6	10419934	Hydraulic Hose	1352626 A		1		ABS11212
7	10419935	Hydraulic Hose	1352627		2		
8	10419936	Hydraulic Hose	1352628 A		1		ABS11212
9	10419937	Hydraulic Hose	1352629		1		
10	10419938	Hydraulic Hose	1352630 A		1		ABS11212
11	10419939	Hydraulic Hose	1352631 A		1		ABS11212
12	10419940	Hydraulic Hose	1352632		1		
13	10419941	Hydraulic Hose	1352684		1		
14	10419942	Hydraulic Hose	1352633 A		1		ABS11212
15	10419943	Hydraulic Hose	1352634		1		
16	10419944	Flare Pipe	1352635 A		1		ABS11157
17	10419945	Flare Pipe	1352636 A		1		ABS11157
18	10419946	Flare Pipe	1352637		1		

From Serial No.40850114 and after

Index	Parts Number	Parts Name	Drawing No.	Type(Maker)	Q'ty	Note	Rev.No.
19	10419947	Flare Pipe	1352638 A		1		ABS11157
20	10419948	Flare Pipe	1352639 A		1		ABS11157
21	10419949	Flare Pipe	1352640 B		1		ABS11157
22	10419950	Flare Pipe	1352641 A		1		ABS11157
23	10419951	Flare Pipe	1352642 A		1		ABS11157
24	10419952	Flare Pipe	1352643 B		1		ABS11157
25	10419953	Flare Pipe	1352644 B		1		ABS11157
26	10419954	Flare Pipe	1352645 B		1		ABS11157
27	10419955	Flare Pipe	1352647 A		1		ABS11157
28	10419956	Flare Pipe	1352648		1		
29	10419957	Flare Pipe	1352649 B		1		ABS11280
30	10419958	Flare Pipe	1352650		1		
31	10419959	Flare Pipe	1352651		1		
32	10419960	Hydraulic Hose	1352652 B		1		ABS11157
33	10387721	Drain Pipe	1351079		1		
34	10419961	Nipple		SNP03-000J (Ihara)	3		ABS11124
35	74523027	Tee	P580102002	STA03-000J (Ihara)	3		ABS11124
36	36176140	Bush For Piping	P580010002	3/8X1/4	1		



From Serial No.40850114 and after

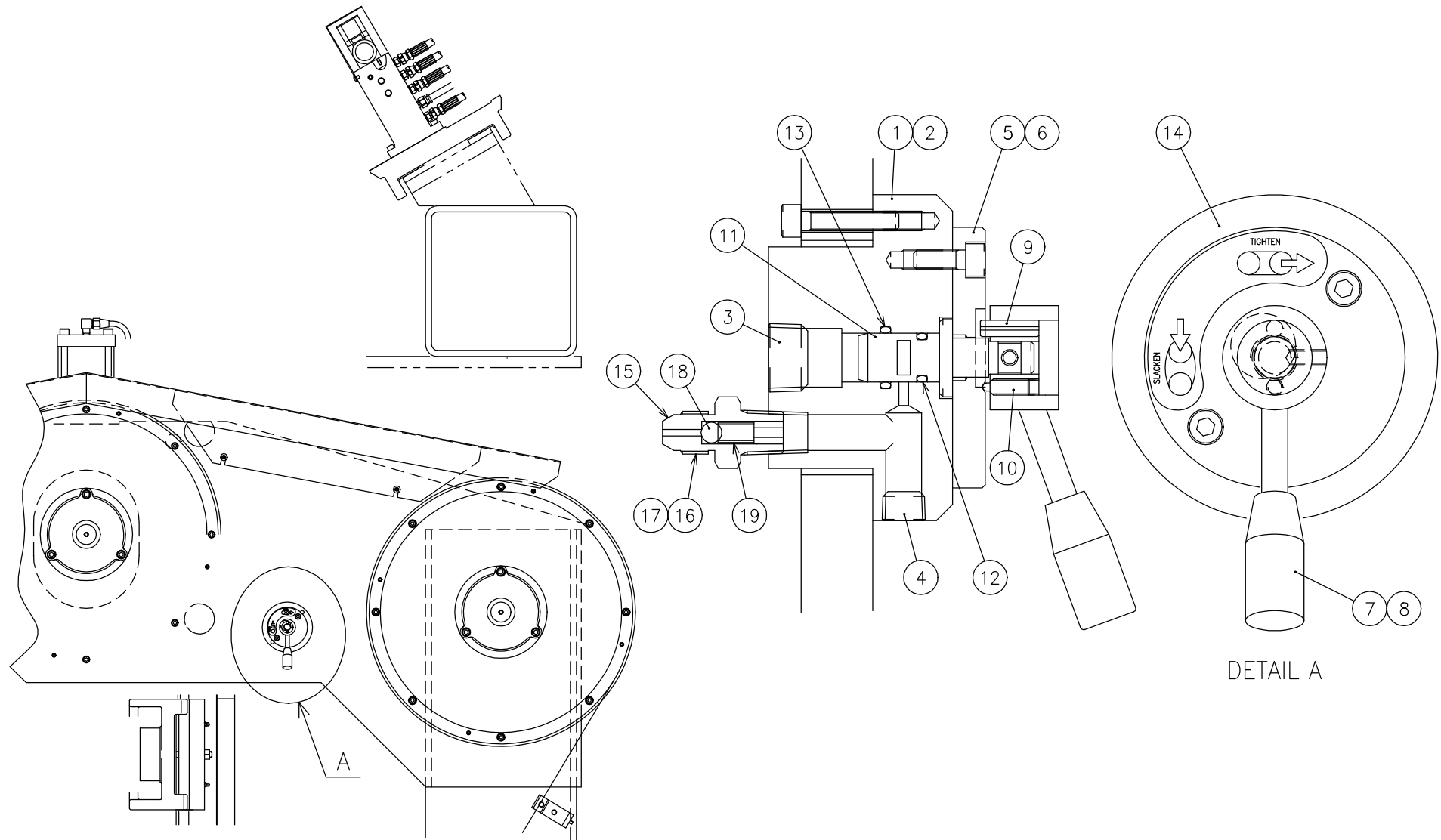
Index	Parts Number	Parts Name	Drawing No.	Type(Maker)	Q'ty	Note	Rev.No.
37	10387712	Bush For Piping	P580010006	3/4X3/8	1		
38	74380288	Hose Adapter	P589223002	8001RG06 (Bridgeston)	4		ABS11157
39	10387714	Tee	P580102001	STA02-000J (Ihara)	1		ABS11157
40	10384739	Hose Adapter	P589228071	COF00G03G02 (AMC)	1		ABS11157
41	10419962	Hose Adapter	P589228040	HJ-J-1/4X3/8 (Ban)	1		ABS11124
42	10419963	Hose Adapter		8001RG04 (Bridgeston)	26		ABS11157
43	36312336	Nipple	P580022002	SNP02-000J (Ihara)	3		ABS11157
44	10379876	Special Bolt	0800367		1		ABS11157
45	10387724	Special Bolt (0.8)	1351098		1		
46	10331254	Copper Washer	1280322		2		ABS11157
47	10384420	Copper Washer	1108322		5		ABS11280
48	10419964	Plug For Piping		3/8 (Gosho)	2		ABS11124
49	10328904	S Nipple	1074497		4		ABS11157
50	10328901	L-Nipple	1074496		16		ABS11280
51	10419965	L-Nipple	107449601		2		ABS11157
52	10419966	L-Nipple	107449602		1		ABS11157
53	10328902	Elbow (L)	1105432		5		ABS11157
54	10419967	Elbow L	110543201		2		ABS11157

From Serial No.40850114 and after

Index	Parts Number	Parts Name	Drawing No.	Type(Maker)	Q'ty	Note	Rev.No.
55	10419968	Elbow		SLA02-000J (Ihara)	2		ABS11157
56	10419969	Orifice Nipple	1352830		1		ABS11157

From Serial No.40850114 and after

## Hydraulic(3)



From Serial No.40850114 and after

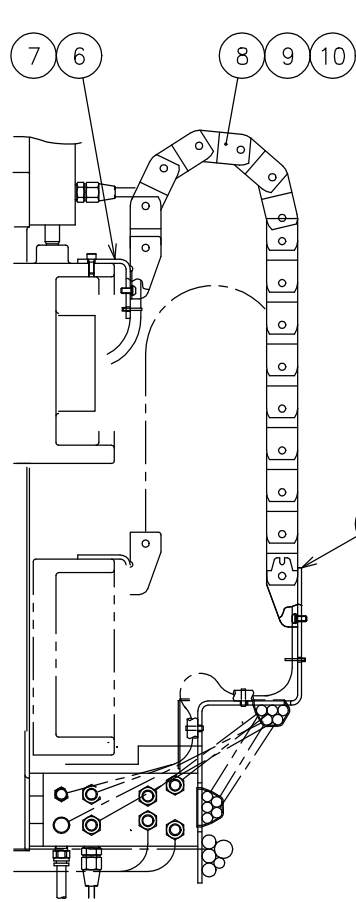
Index	Parts Number	Parts Name	Drawing No.	Type(Maker)	Q'ty	Note	Rev.No.
1	10419970	Valve Body	1352614 B		1		ABS11280
2	74304904	Hex Soc Cap Screw	P330220012	M6X30	2		
3	74380195	Plug For Piping	P580208004	GM-1/2 (Gosho)	1		
4	74706210	Plug For Piping	P580208002	GM-1/4 (Gosho)	4		
5	10419971	Ring	1352831 A		1		ABS11280
6	31177967	Hex Soc Cap Screw	P330220007	M6X16	2		
7	10419972	Exchange Lever	1350764 A		1		
8	36180564	Socket Set Screw	P330590013	M5X10(cup-end)	1		
9	31177980	Spring Pin	P337030041	5X20	1		
10	10419973	Spring Plunger	P338108006	PCF-5-B (NBK)	1		
11	10419974	Rotary Bulb	1352615 B		1		ABS11237
12	10419975	O Ring		P11	1		
13	10419976	O Ring		P15	1		
14	10379932	Sticker (Tension)	1350765		1		ABS11157
15	10419977	Hose Adapter Assy	1352832 A		1		ABS11237
16	10419978	Hose Adapter	1352833 A		1		ABS11237
17	10419979	Hose Adapter Plug	1352834 A		1		ABS11237
18	10419980	Steel Ball		1/4 (NSK)	1		ABS11157

From Serial No.40850114 and after

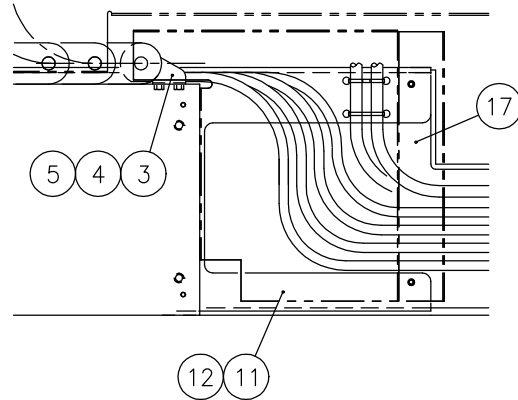
Index	Parts Number	Parts Name	Drawing No.	Type(Maker)	Q'ty	Note	Rev.No.
19	10419981	Spring		WL6-15 (Misumi)	1		ABS11157

From Serial No.40850114 and after

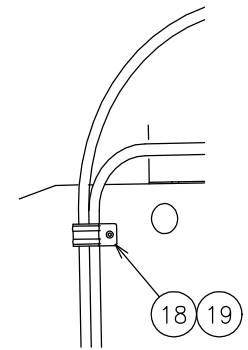
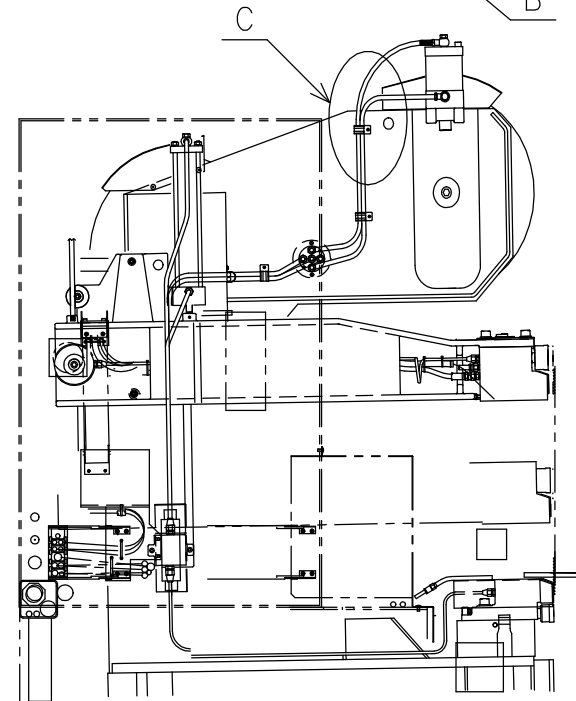
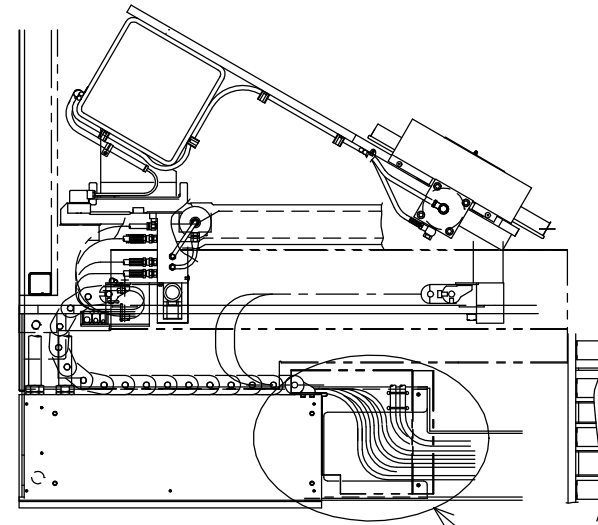
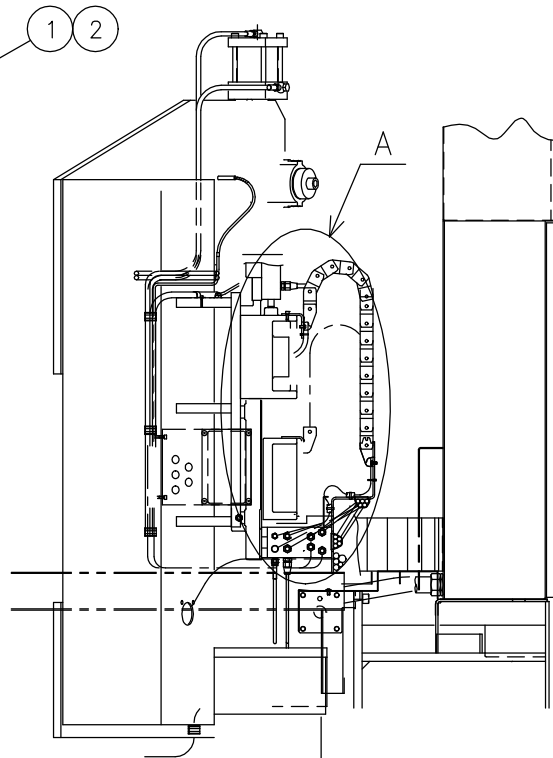
## Hydraulic(4)



DETAIL A



DETAIL B



DETAIL C



From Serial No.40850114 and after

Index	Parts Number	Parts Name	Drawing No.	Type(Maker)	Q'ty	Note	Rev.No.
1	10419982	Cable Guard Bracket	1352646 B		1		ABS11280
2	74722753	Button Head Screw	P334500014	M6X12	2		
3	10419983	Movable Guide (Cable)		27.12-100-16-26A (Captain)	1		
4	10387733	Separator		260 (Captain)	96		
5	74722753	Button Head Screw	P334500014	M6X12	8		
6	10387735	Bracket	1351106		1		
7	31177967	Hex Soc Cap Screw	P330220007	M6X16	2		
8	10387736	Movable Guide (Cable)		25.3-075-25-23B (Captain)	1		
9	10387737	Separator		201 (Captain)	24		
10	74722753	Button Head Screw	P334500014	M6X12	4		
11	10419984	Cover	1352620 B		1		ABS11217
12	74300701	Truss Head Screw	P334130012	M6X12	4		
13	74382821	Saddle For Conduct	P381017002	CH-9 (Daiwa)	1	List Only	
14	31177909	Hex Soc Cap Screw	P330210003	M5X10	1	List Only	
15	74722814	Saddle For Conduct	P381017007	CH-25 (Daiwa)	1	List Only	
16	31177909	Hex Soc Cap Screw	P330210003	M5X10	1	List Only	
17	10387738	Grommet		KG063-0.48M (Kitagawa)	1		
18	36333815	Saddle For Conduct	P381017004	CH-15 (Daiwa)	5		

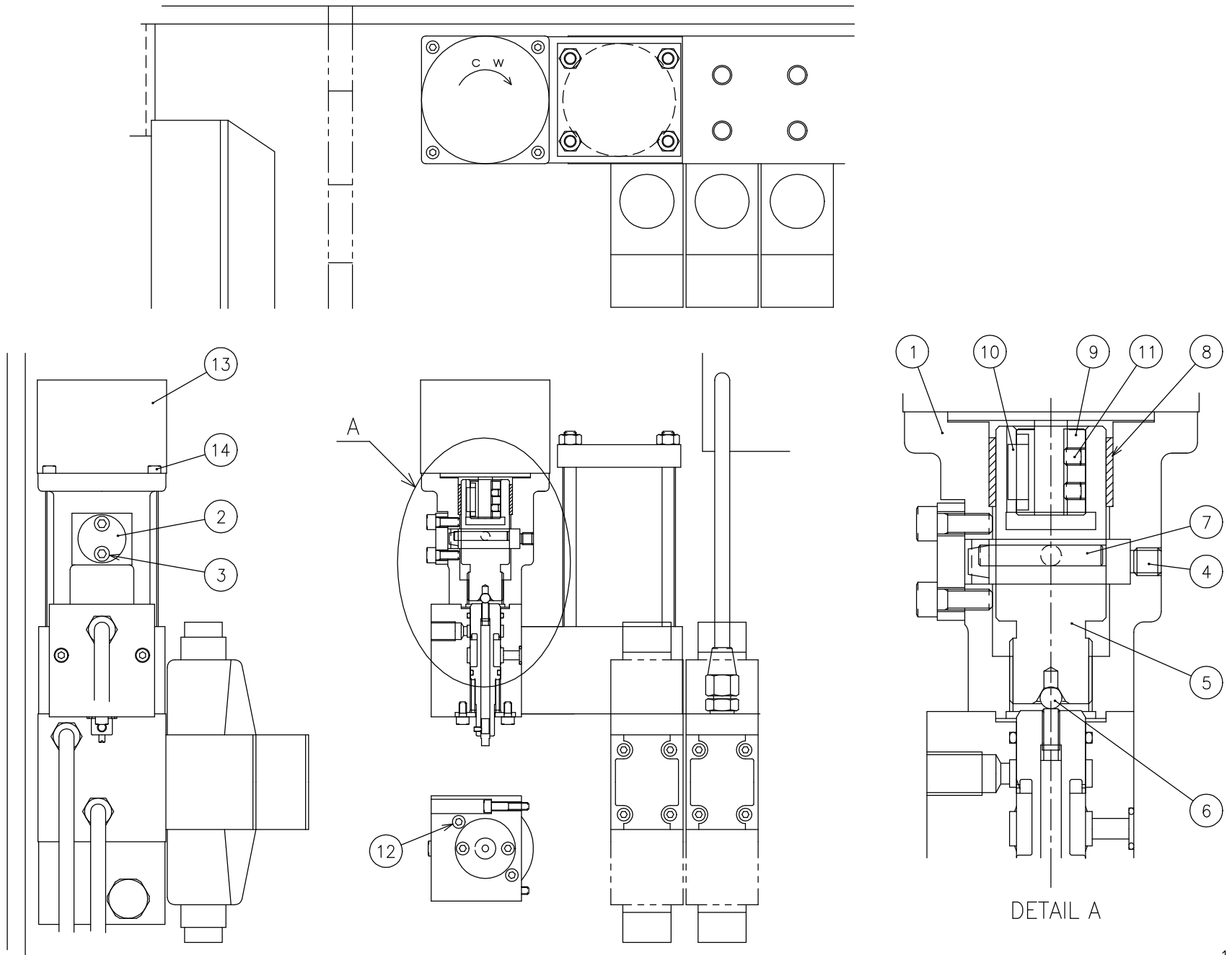
From Serial No.40850114 and after

Index	Parts Number	Parts Name	Drawing No.	Type(Maker)	Q'ty	Note	Rev.No.
19	31177909	Hex Soc Cap Screw	P330210003	M5X10	5		

15

From Serial No.40850114 and after

Hydraulic(5)



From Serial No.40850114 and after

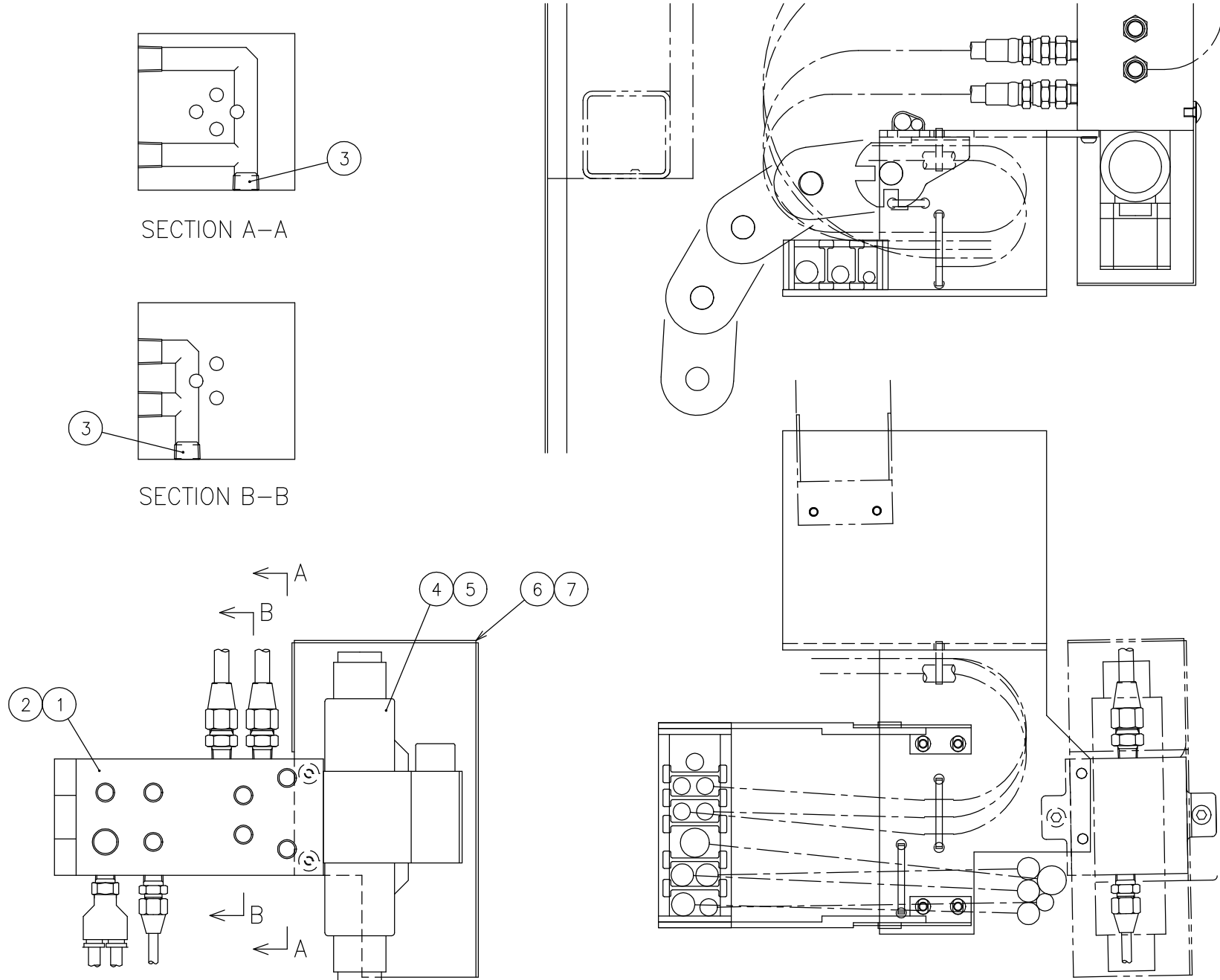
Index	Parts Number	Parts Name	Drawing No.	Type(Maker)	Q'ty	Note	Rev.No.
1	10387739	Case	1350801 B		1		
2	10379942	Stopper	1350802		1		
3	31177967	Hex Soc Cap Screw	P330220007	M6X16	2		
4	74306408	Socket Set Screw	P330550036	M8X8(flat-end)	1		
5	10419985	Body	1350803 B		1		ABS11280
6	10332067	Steel Ball	P406000004	1/4	1		
7	74305861	Spring Pin	P337030066	6X36	1		
8	10379948	Plain Bearing	P407003059	MB3220DU (Daido Meta)	1		
9	10379944	Bushing	1350804		1		
10	10387740	Key		6X6X16	1		
11	21101768	Socket Set Screw	P330550015	M5X5(flat-end)	2		
12	10379946	Hex Soc Cap Screw	P330210019	M5X90	2		
13	10419986	Stepping Motor	7720229		1	(Sanyo)	
14	31177612	Hex Soc Cap Screw	P330210004	M5X12	4		



16

From Serial No.40850114 and after

Hydraulic(6)





From Serial No.40850114 and after

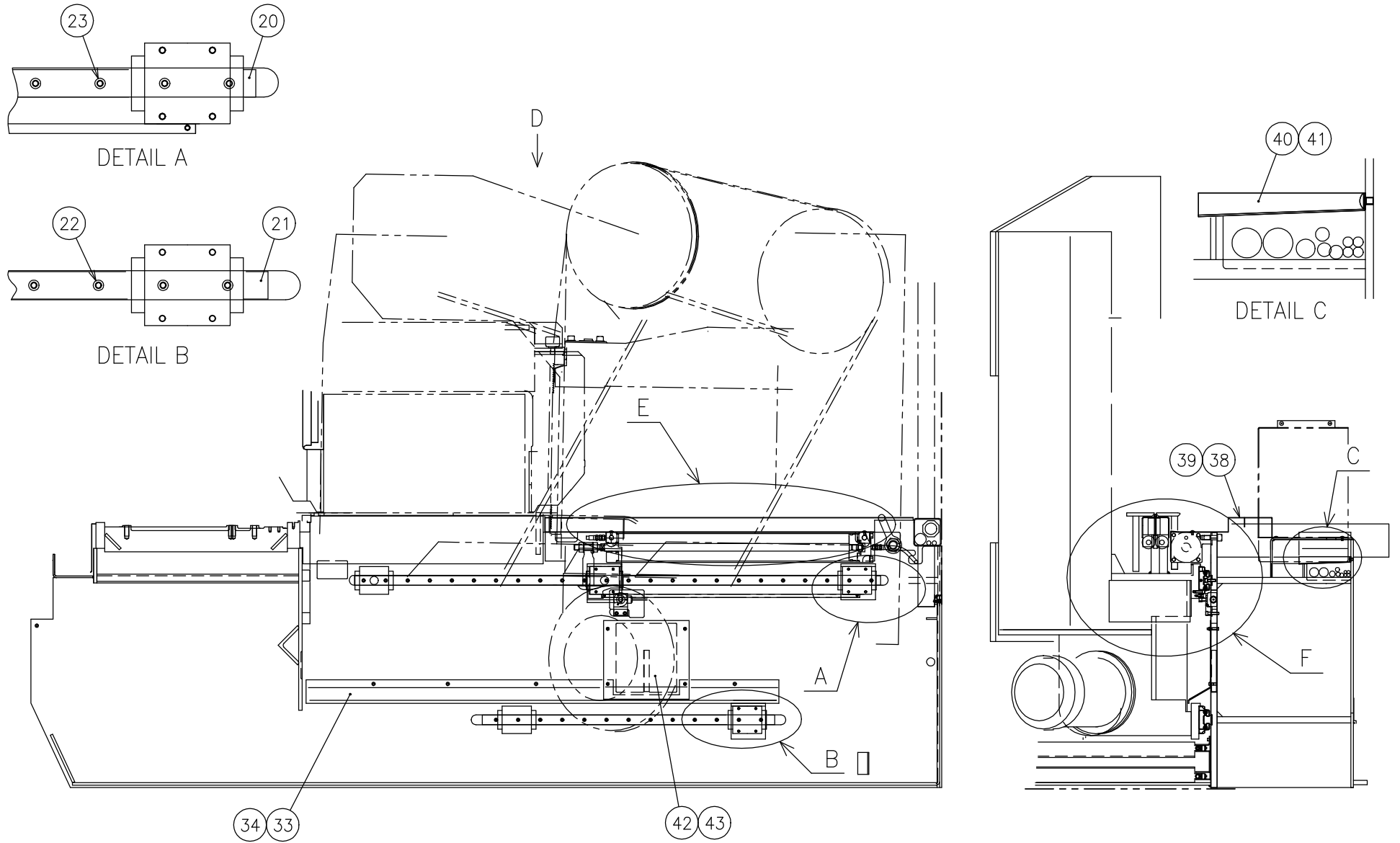
Index	Parts Number	Parts Name	Drawing No.	Type(Maker)	Q'ty	Note	Rev.No.
1	10419987	Manifold Block	1352612 B		1		ABS11237
2	31179225	Hex Soc Cap Screw	P330230008	M8X30	2		
3	10419988	Plug For Piping		1/4 (Gosho)	1		
4	10419989	Hydraulic Control Valve	P545125005	KSO-G02-2CP-20 (Daikin)	1		
5	74314407	Hex Soc Cap Screw	P330210014	M5X45	4		
6	10379933	Cover	1350849 A		1		
7	10379934	Truss Head Screw	P334130010	M6X8	2		

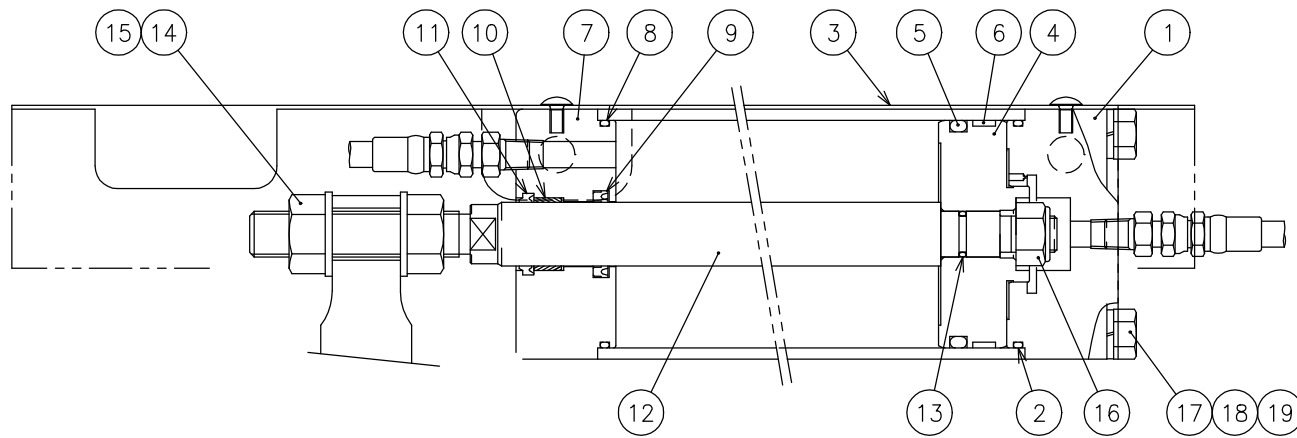
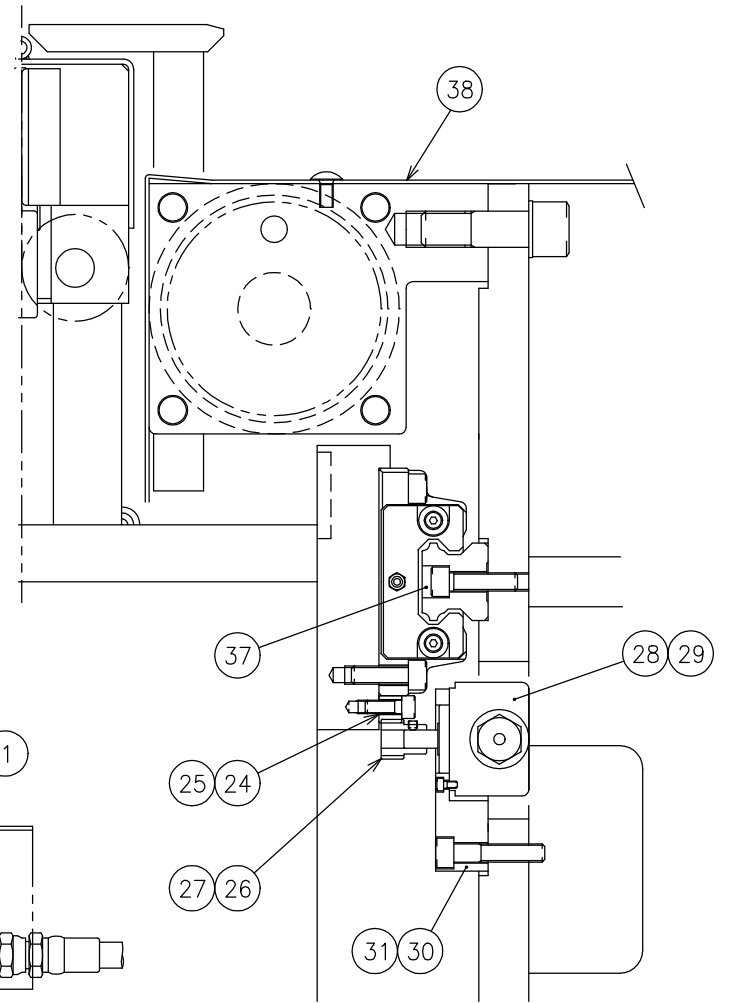
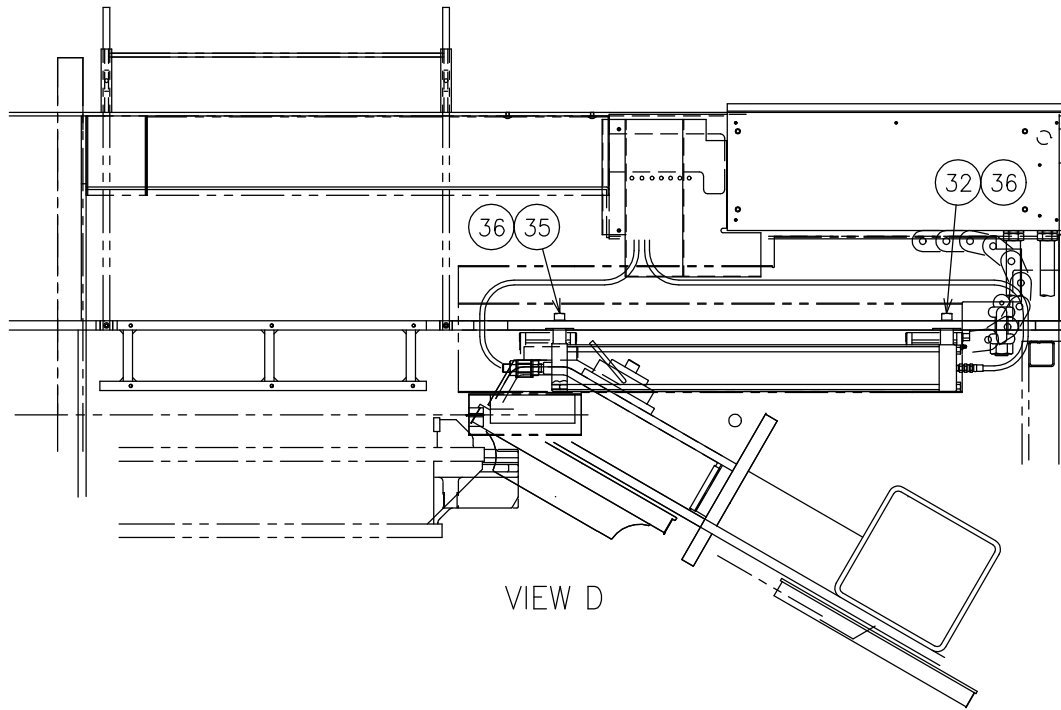


17

From Serial No.40850114 and after

Saw Feed





From Serial No.40850114 and after

Index	Parts Number	Parts Name	Drawing No.	Type(Maker)	Q'ty	Note	Rev.No.
1	10419990	Head Cover	1352662 A		1		ABS11184
2	74379542	O Ring	P590010015	G95	1		
3	10419991	Cylinder	1352656		1		
4	10419992	Piston	1352663		1		
5	74379541	O Ring	P590000066	P90	1		
6	10419993	Wearing	P590473023	SWA-100 (Sakagami)	1		
7	10419994	Foot Cap	1352669		1		ABS11184
8	74379542	O Ring	P590010015	G95	1		
9	10375714	Piston Packing	P590403021	SKY-28 (Sakagami)	1		
10	10380027	Plain Bearing	P407003105	MB2812DU (Daido Meta)	1		
11	10419995	Wiper Ring	P590302072	DSI-28 (NOK)	1		
12	10419996	Piston Rod	1352657 A		1		ABS11184
13	36326813	O Ring	P590000016	P16	1		
14	36368208	Nut	P332000010	M20	2		
15	74722768	Washer	P336000012	20(Regular Round)	2		
16	10375004	Locknut	P332505010	M16(Type-1) (Fuji Seimi)	1		
17	10419997	Tie Bolt	1352658		4		
18	74301826	Nut	P332000007	M12	4		

From Serial No.40850114 and after

Index	Parts Number	Parts Name	Drawing No.	Type(Maker)	Q'ty	Note	Rev.No.
19	31178084	Spring Washer	P336050008	12	4		
20	10419998	LM Guide	772021901B	(THK)	1		ABS11237
21	10419999	LM Guide	772021902A	(THK)	1		ABS11184
22	31179225	Hex Soc Cap Screw	P330230008	M8X30	13		ABS11280
23	31179225	Hex Soc Cap Screw	P330230008	M8X30	24		ABS11280
24	10420001	CP-Rack	1352659		1		
25	31177967	Hex Soc Cap Screw	P330220007	M6X16	2		
26	10379855	Pinion	1350828		1		
27	10560034	Socket Set Screw	P330590005	M4X4(cup-end)	1		
28	10387683	Rotary Encoder	7922964		1		
29	74300612	Hex Soc Cap Screw	P330200001	M3X6	3		
30	10387743	Encoder Bracket	1350829 C		1		
31	74304909	Hex Soc Cap Screw	P330230010	M8X40	2		
32	74304952	Hex Soc Cap Screw	P330260032	M16X40	1		
33	10420002	LM Guide Cover	1352660 D		1		ABS11280
34	74700919	Button Head Screw	P334500018	M8X12	4		
35	10387744	Reamer Bolt	1350831 A		1		
36	10379965	Coned Spring Washer	P336040033	2L-16	2		ABS11280

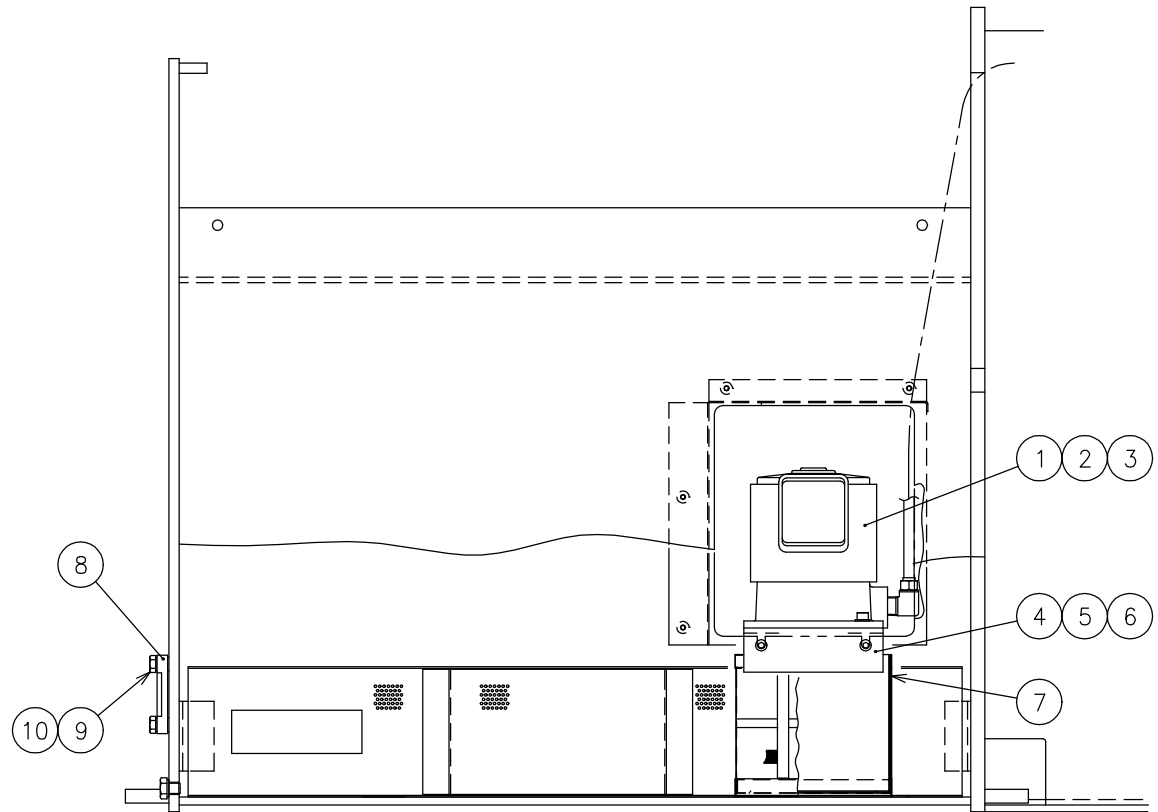
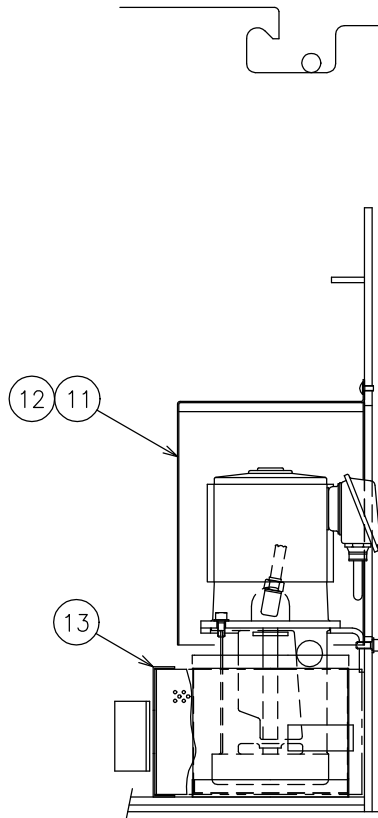
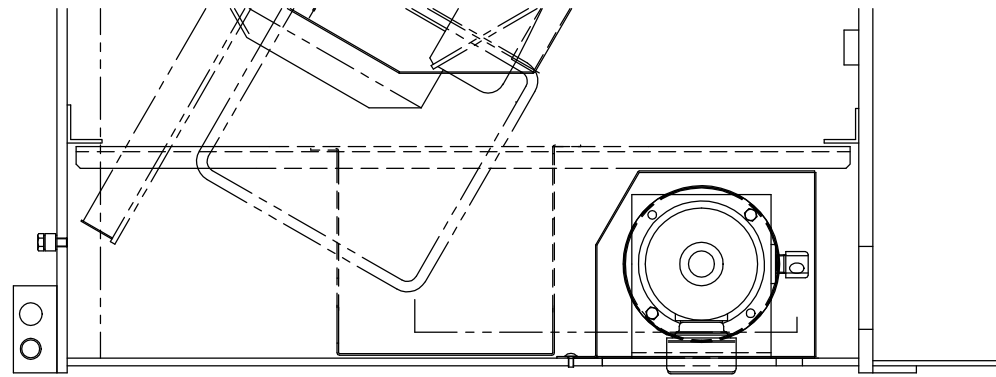
From Serial No.40850114 and after

Index	Parts Number	Parts Name	Drawing No.	Type(Maker)	Q'ty	Note	Rev.No.
37	71360063	Blind Plug	P229138015	C8 (THK)	26		
38	10420003	Cylinder Cover	1352661 E		1		ABS11280
39	74300701	Truss Head Screw	P334130012	M6X12	2		
40	10420004	Rear Duct Cover	1352664 C		1		ABS11237
41	10380026	Truss Head Screw	P334130017	M8X12	2		ABS11184
42	10420005	LM Guide Cover(Maintenance)	1352668 B		1		ABS11237
43	74304905	Hex Soc Cap Screw	P330220013	M6X35	4		ABS11184



From Serial No.40850114 and after

## Cutting Fluid(1)



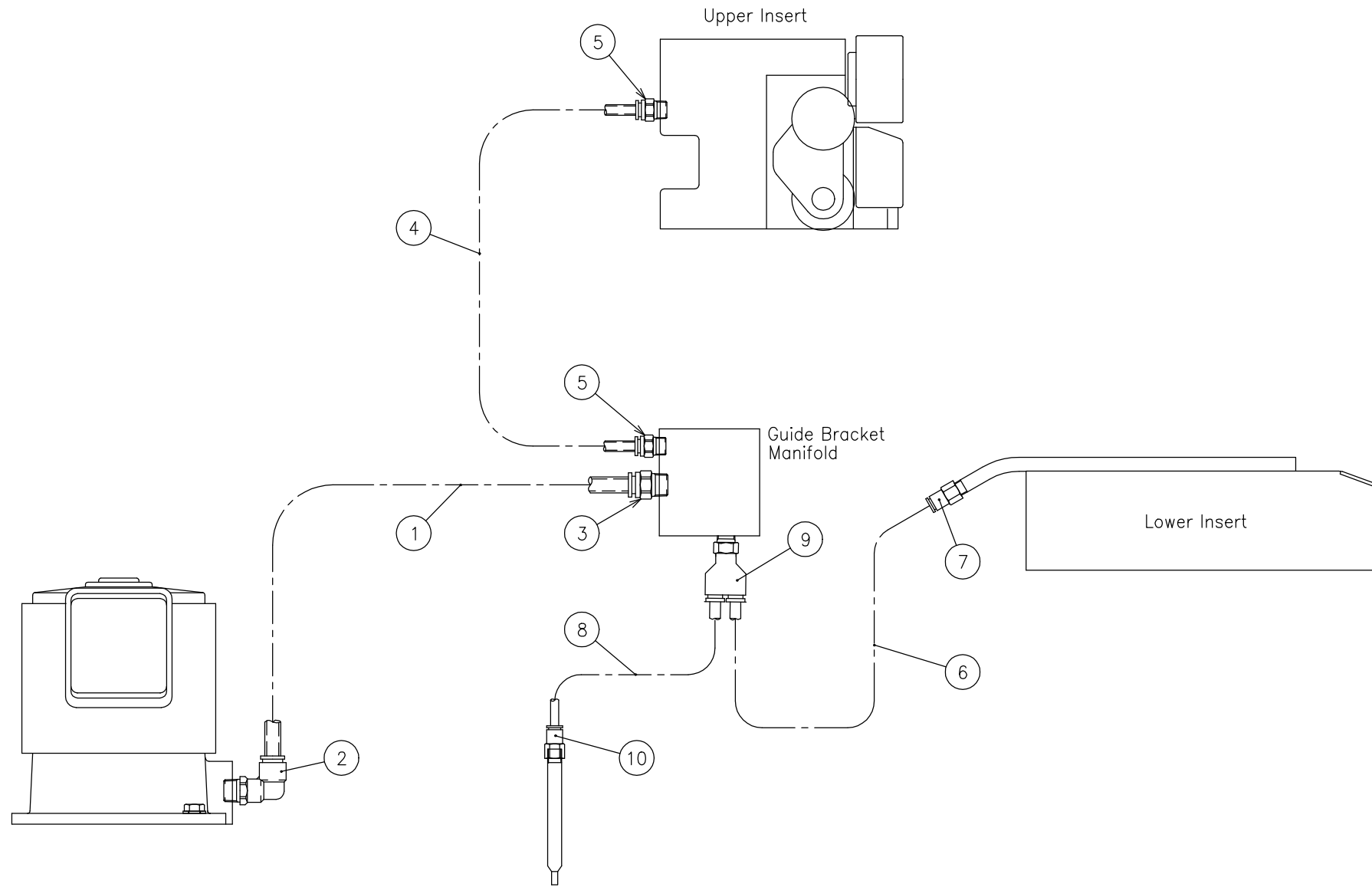
From Serial No.40850114 and after

Index	Parts Number	Parts Name	Drawing No.	Type(Maker)	Q'ty	Note	Rev.No.
1	10387750	Coolant Pump	7920861	(Sanso)	1		
2	31179259	Hex Soc Cap Screw	P330230006	M8X20	4		
3	31179352	Washer	P336000006	8(Regular Round)	4		
4	10379967	Bracket	1350841		1		
5	31179259	Hex Soc Cap Screw	P330230006	M8X20	2		
6	31179352	Washer	P336000006	8(Regular Round)	2		
7	10387751	Filter	1350842 B		1		
8	10387752	Level Gauge	P600108025	KLA-70SA-C(Float:Red) (Kyowa)	1		
9	10379864	Seal Bolt	1230357		1		
10	10387753	Washer		AS-J-02-3	1		
11	10387754	Pump Cover	1350845 B		1		
12	74300701	Truss Head Screw	P334130012	M6X12	4		
13	10387755	Filter 1	1350846		1		



From Serial No.40850114 and after

## Cutting Fluid(2)



From Serial No.40850114 and after

Index	Parts Number	Parts Name	Drawing No.	Type(Maker)	Q'ty	Note	Rev.No.
1	10420006	Plastic Hose		U2-4-12X8X4310 (Nitta)	1		
2	10379976	Instant Fitting	P586564011	EL12-PT1/2 (Nitta)	1		
3	52314670	Instant Fitting	P586534010	EC12-PT3/8 (Nitta)	1		
4	10420007	Plastic Hose		N5-4-8X6X3000 (Nitta)	1		ABS11280
5	74387962	Instant Fitting	P586533007	KQH08-02S (SMC)	2		ABS11203
6	10420008	Plastic Hose		N5-4-8X6X1110 (Nitta)	1		
7	10387759	Instant Fitting		KQF08-01 (SMC)	1		
8	10420009	Plastic Hose		N5-4-8X6X1550 (Nitta)	1		ABS11203
9	10420010	Branch		KQ2U08-02S (SMC)	1		ABS11203
10	10387759	Instant Fitting		KQF08-01 (SMC)	1		ABS11203

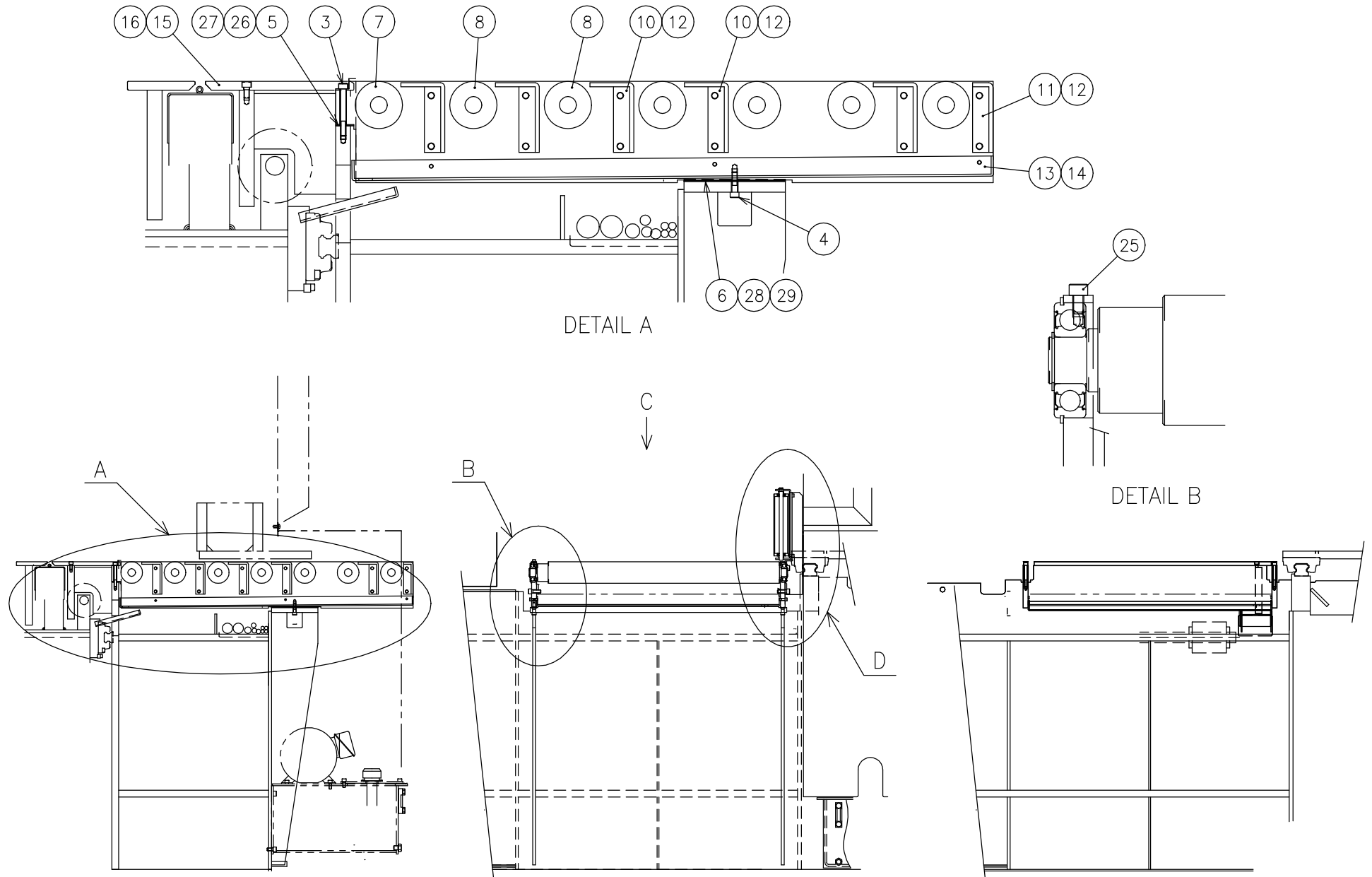


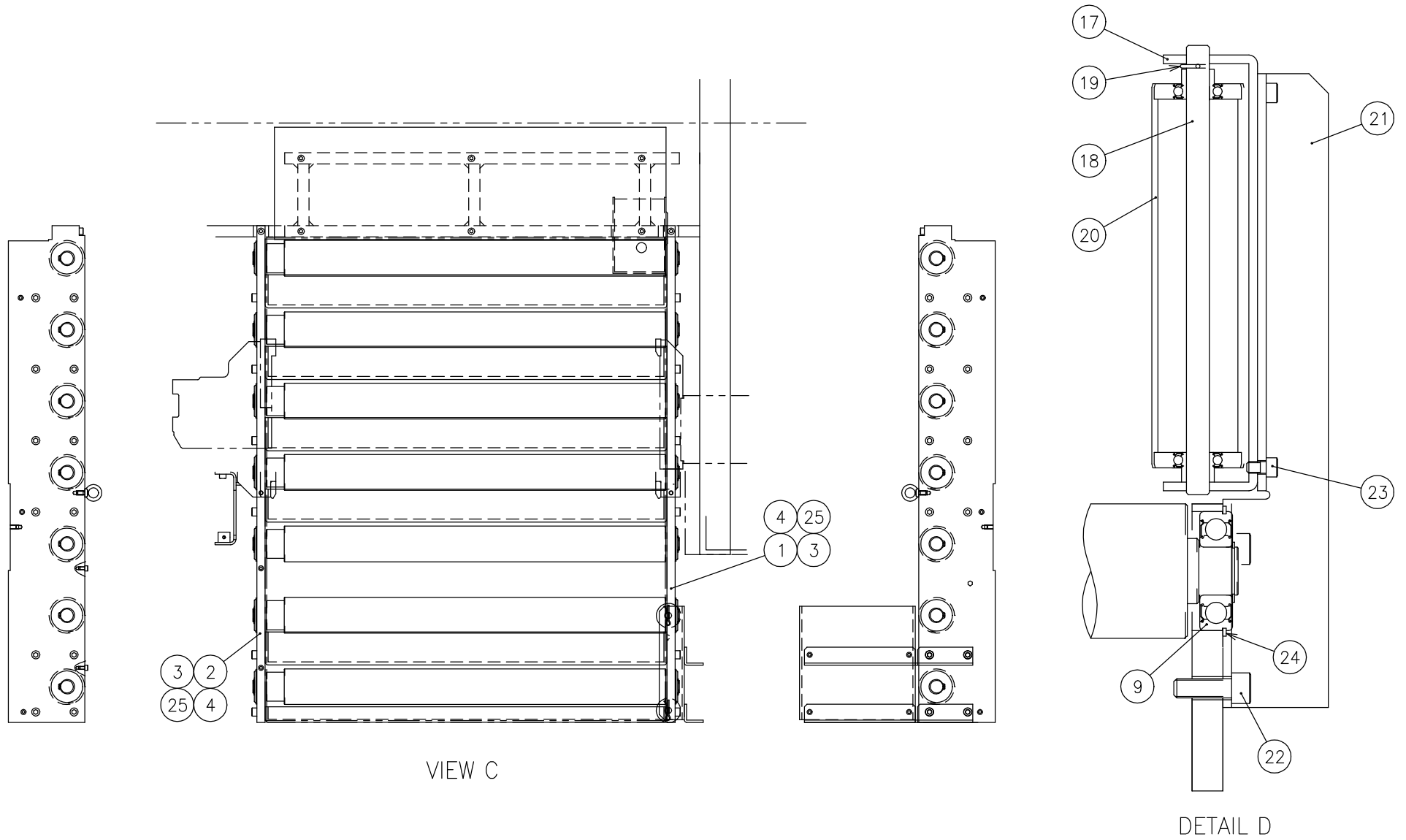


20

From Serial No.40850114 and after

Work Feed(1)





From Serial No.40850114 and after

Index	Parts Number	Parts Name	Drawing No.	Type(Maker)	Q'ty	Note	Rev.No.
1	10420011	Frame (Left)	1352671 B		1		ABS11185
2	10420012	Frame (Right)	1352672 B		1		ABS11185
3	74309806	Hex Soc Cap Screw	P330230016	M8X70	2		
4	31179225	Hex Soc Cap Screw	P330230008	M8X30	2		
5	10420013	Shim Front	135267301		4		ABS11185
6	10420014	Shim Rear	135267401		4		ABS11185
7	10420015	Roller (Quenching)	1352675 B		1		ABS11185
8	10420016	Roller	1352676 B		6		ABS11185
9	10420017	Ball Bearing		6305DDUNR (NSK)	14		ABS11131
10	10420018	Plate 1	1353303		5		
11	10420019	Plate 2	1353304		1		
12	31178071	Hex Soc Cap Screw	P330240007	M10X25	12		
13	10420020	Pan	1352679 A		1		ABS11185
14	31179193	Hex Soc Cap Screw	P330220009	M6X20	6		ABS11185
15	10420021	Plate	1352680 A		1		ABS11100
16	31179528	Hex Soc Cap Screw	P330230005	M8X16	6		
17	10420022	Roller Bracket	1352681 B		1		ABS11237
18	10420023	Roller Shaft	1352682 A		2		ABS11185

From Serial No.40850114 and after

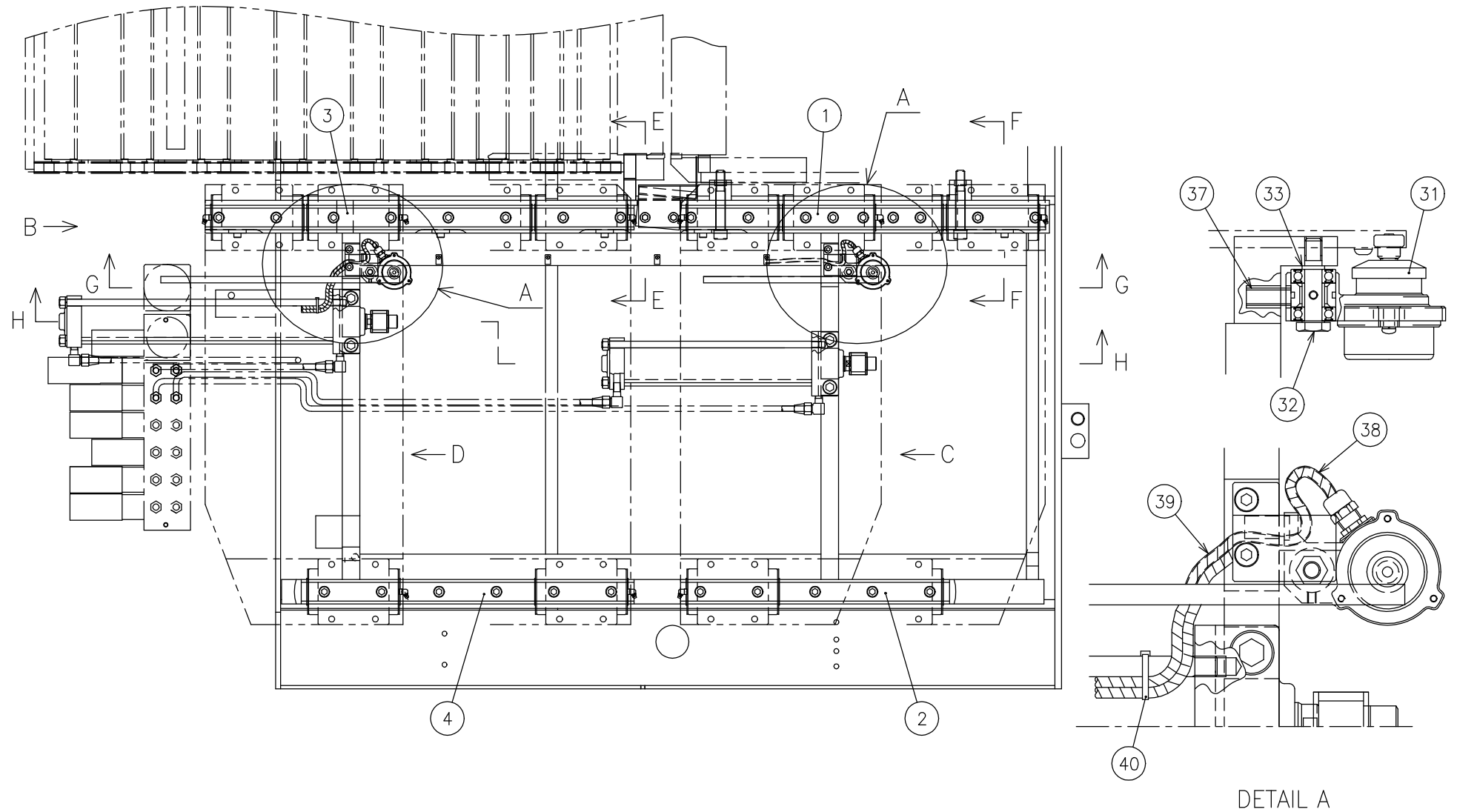
Index	Parts Number	Parts Name	Drawing No.	Type(Maker)	Q'ty	Note	Rev.No.
19	10420024	Snap Pin		SSP-12	2		ABS11185
20	10420025	Roller		R4832-200L (Makitec)	2		
21	10420026	Support Bracket	1352683 B		2		ABS11237
22	74302829	Hex Soc Cap Screw	P330240008	M10X30	4		
23	31179284	Hex Soc Cap Screw	P330220003	M6X10	4		
24	71360227	Locating Snap Ring	P406108045	STW-24 (Ochiai)	14		ABS11131
25	31179284	Hex Soc Cap Screw	P330220003	M6X10	2		ABS11140
26	10420027	Shim Front	135267302		4		ABS11185
27	10420028	Shim Front	135267303		4		ABS11185
28	10420029	Shim Rear	135267402		4		ABS11185
29	10420030	Shim Rear	135267403		4		ABS11185



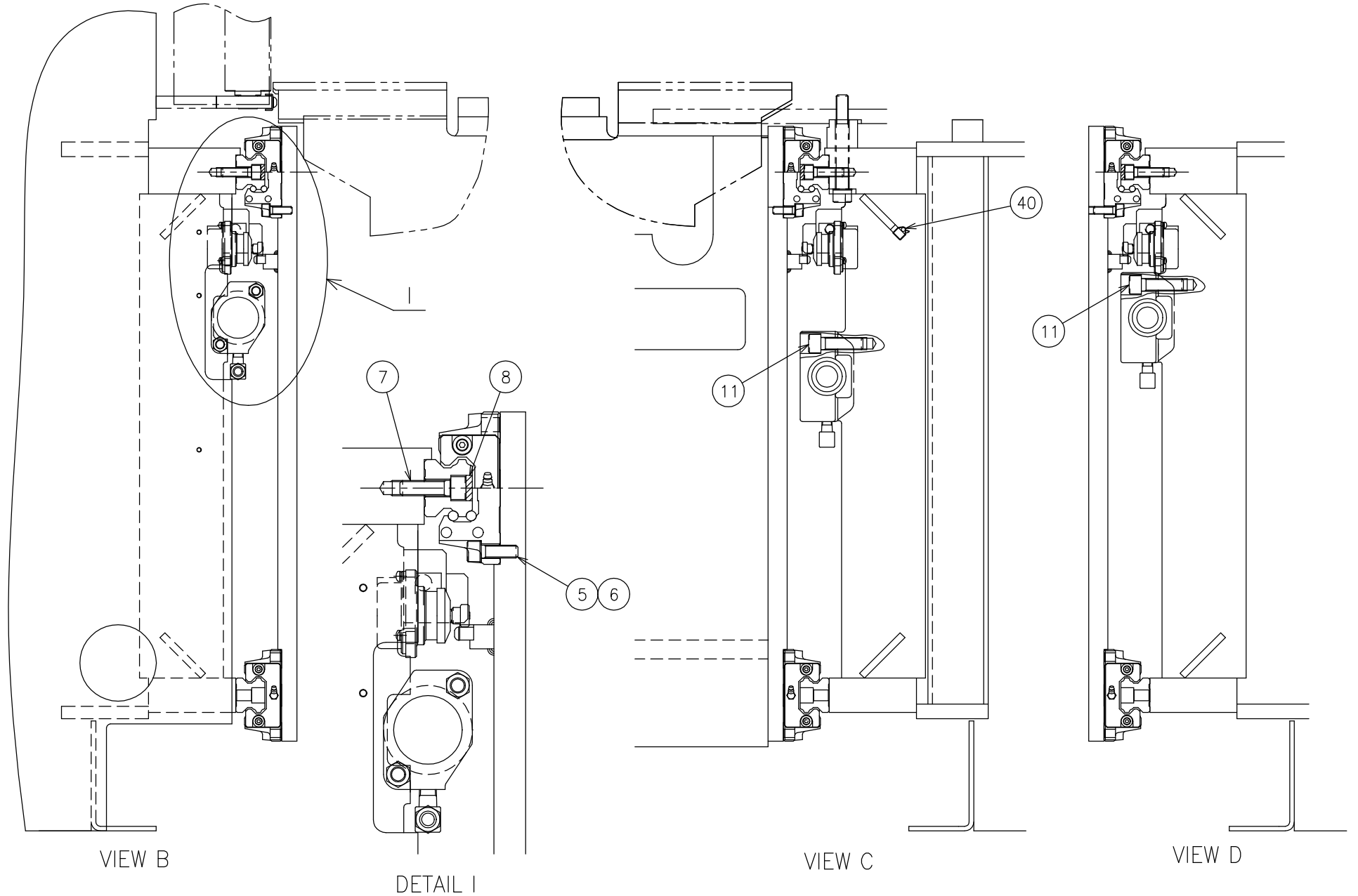
21

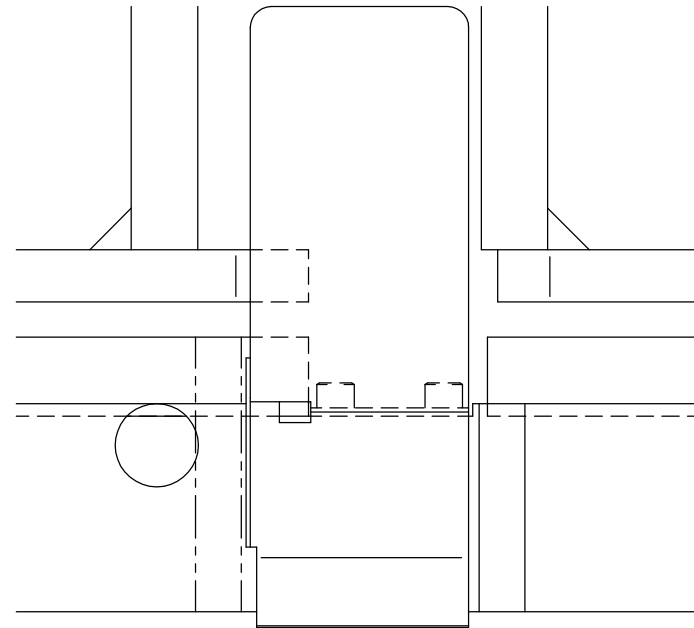
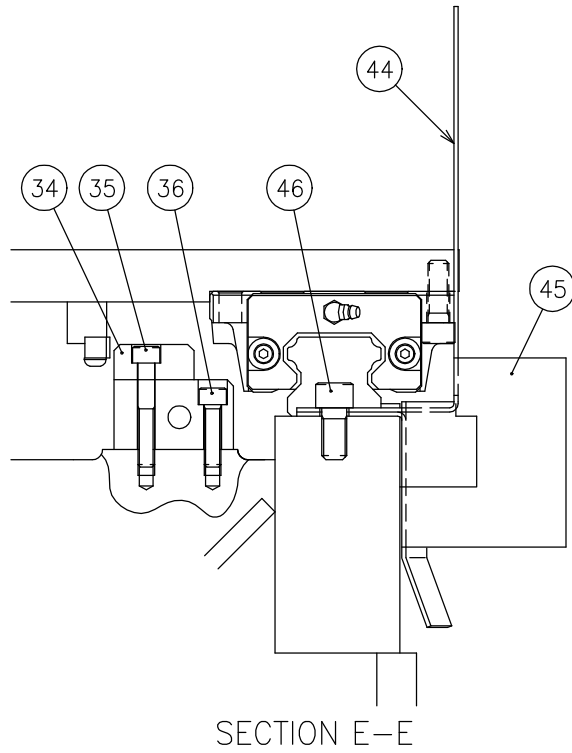
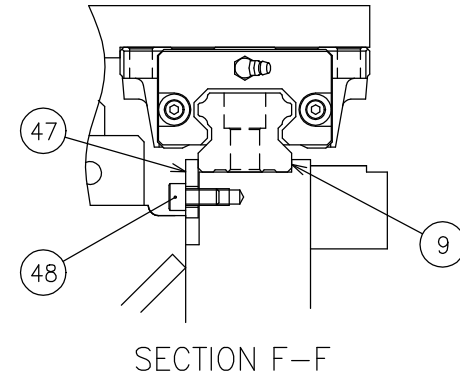
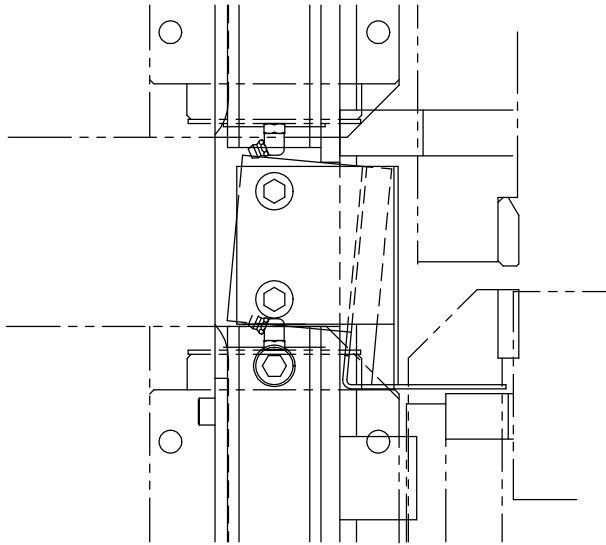
From Serial No.40850114 and after

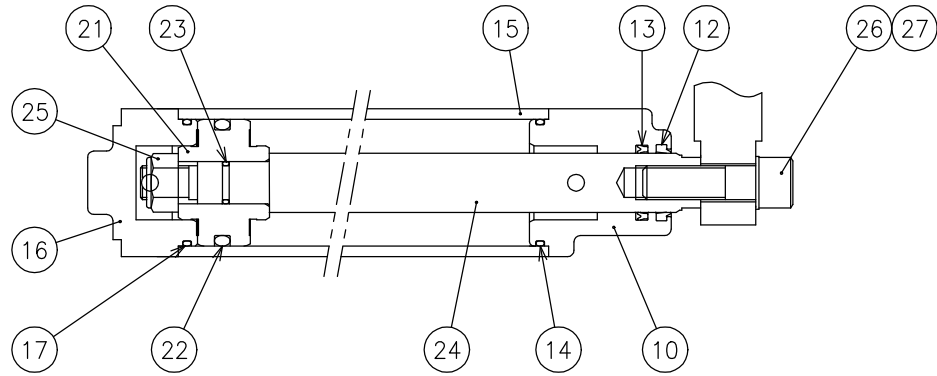
Work Feed(2)



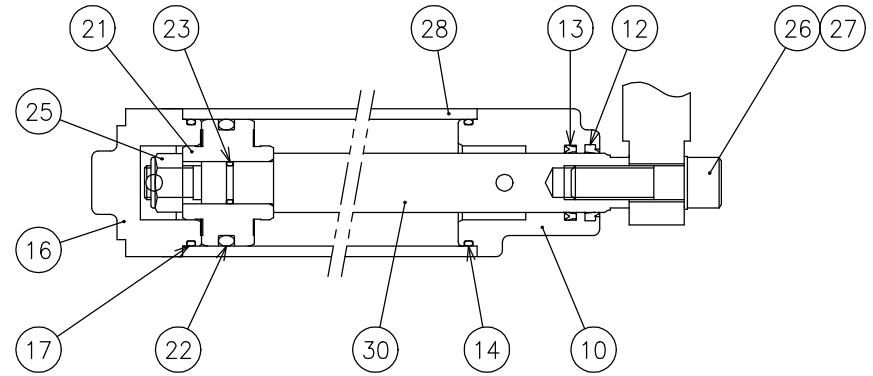




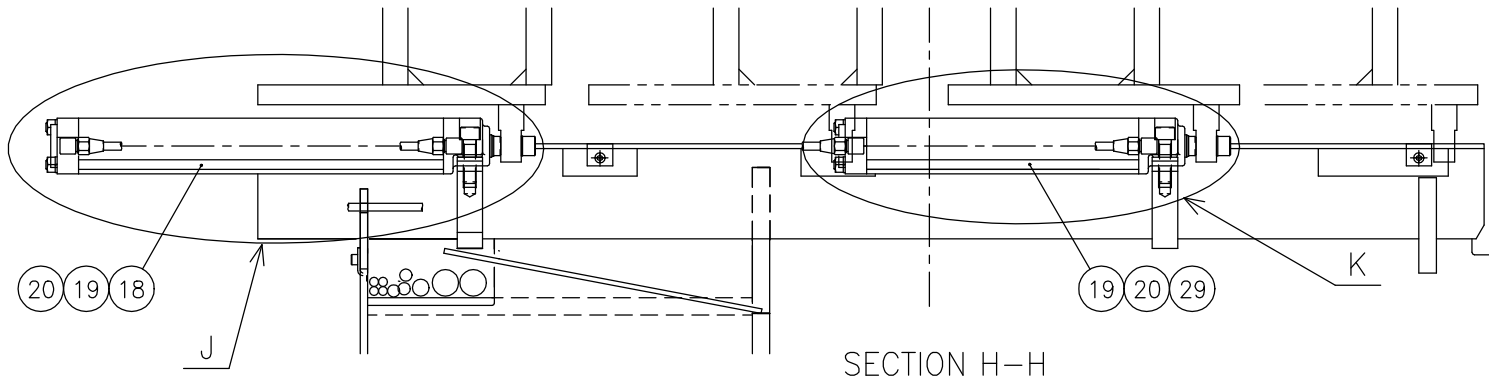




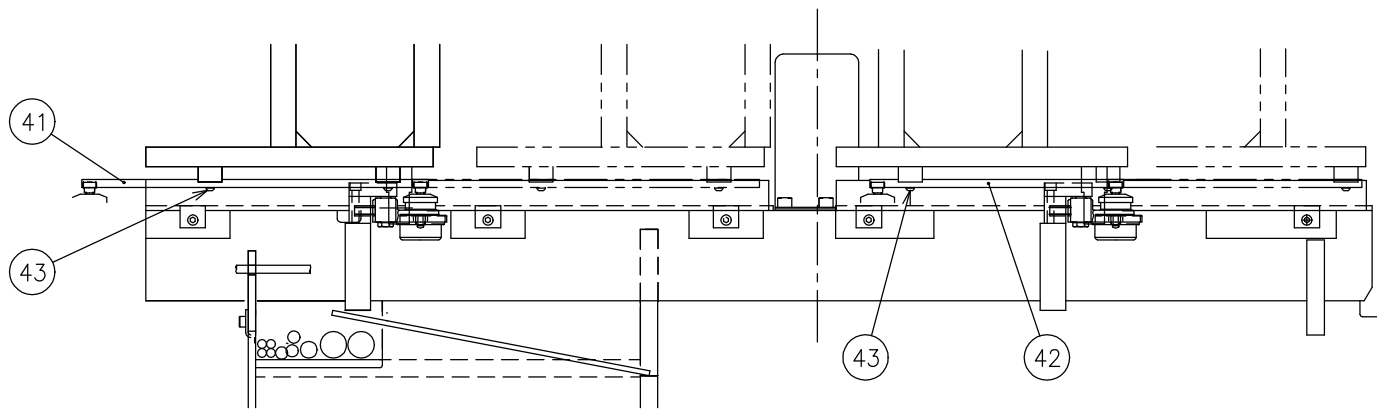
DETAIL J



DETAIL K



SECTION H-H



SECTION G-G

From Serial No.40850114 and after

Index	Parts Number	Parts Name	Drawing No.	Type(Maker)	Q'ty	Note	Rev.No.
1	10420031	LM Guide	772021801	(THK)	1		
2	10420032	LM Guide	772021802	(THK)	1		
3	10420033	LM Guide	772021803	(THK)	1		
4	10420034	LM Guide	772021804	(THK)	1		
5	74302829	Hex Soc Cap Screw	P330240008	M10X30	24		
6	74314901	Coned Spring Washer	P336165003	CDW-10H (Heiwa)	24		
7	74304917	Hex Soc Cap Screw	P330250007	M12X40	30		
8	74722643	Blind Plug	P229138016	C12 (THK)	30		
9	10387775	Shim	1350874		1		
10	10420035	Cylinder Cap (F)	1352693 B		2		ABS11237
11	36322122	Hex Soc Cap Screw	P330260035	M16X55	4		
12	10387749	Wiper Ring		DSI-28 (NOK)	2		
13	10375714	Piston Packing	P590403021	SKY-28 (Sakagami)	2		
14	10317606	O Ring	P590010007	G55	2		
15	10375704	Cylinder	0013002 A		1		
16	10420036	Cylinder Cap (R)	1352697 A		2		ABS11237
17	10317606	O Ring	P590010007	G55	2		
18	10387771	Tie Rod	1350871		2		

From Serial No.40850114 and after

Index	Parts Number	Parts Name	Drawing No.	Type(Maker)	Q'ty	Note	Rev.No.
19	74301826	Nut	P332000007	M12	4		
20	31178084	Spring Washer	P336050008	12	4		
21	10420037	Piston	1352694		2		
22	74305202	O Ring	P590000050	P50A	2		
23	36326813	O Ring	P590000016	P16	2		
24	10420038	Piston Rod	1352695		1		
25	10375004	Locknut	P332505010	M16(Type-1) (Fuji Seimi)	2		
26	36322122	Hex Soc Cap Screw	P330260035	M16X55	2		
27	10332906	Coned Spring Washer	P336165005	CDW-16H (Heiwa)	2		
28	10379987	Cylinder	1350890		1		
29	10387767	Tie Rod	1350891 B		2		
30	10420039	Piston Rod	1352696		1		
31	10375721	Encoder	7922647	(Tamagawa)	2		
32	10379990	Hinge Bolt	1350893		2		
33	10331840	Washer	1280512		2		
34	10387768	Encoder Bracket	1350894 A		2		
35	74314411	Hex Soc Cap Screw	P330230012	M8X50	2		
36	31179225	Hex Soc Cap Screw	P330230008	M8X30	2		

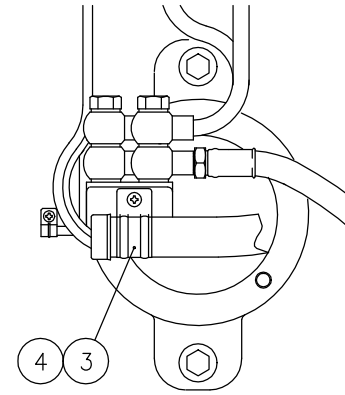
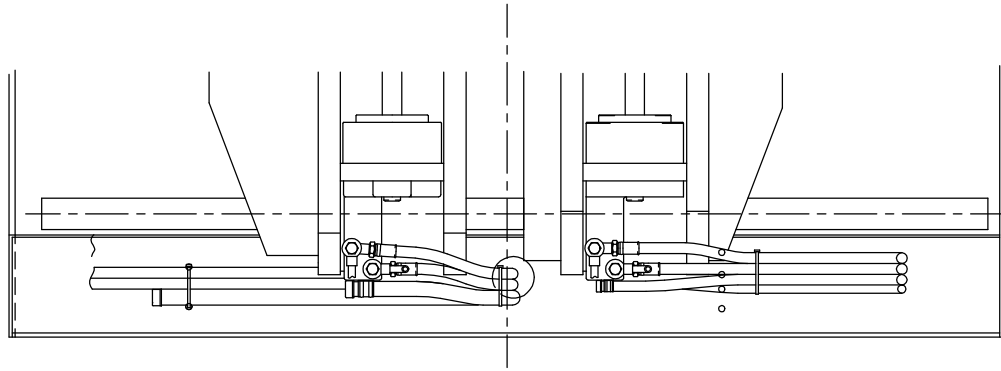
From Serial No.40850114 and after

Index	Parts Number	Parts Name	Drawing No.	Type(Maker)	Q'ty	Note	Rev.No.
37	10337831	Spring	1280507 A		2		
38	10387769	Hose For Tie Up		SPN-04X2000 (Kitagawa)	1		
39	10387773	Hose For Tie Up		SPN-04X1000 (Kitagawa)	1		
40	74307821	Cable Band	P381058012	CV-150 (Shibakei)	6		
41	10387774	CP-Rack	1350895 A		1		
42	10387770	CP-Rack	1350896 B		1		
43	74314603	Button Head Screw	P334500016	M6X20	4		
44	10420040	Chip Guard A	1352691		1		
45	10420041	Chip Guard B	1352692 A		1		ABS11280
46	31178083	Hex Soc Cap Screw	P330250004	M12X25	2		
47	10387776	Set Plate	1350868		5		
48	31179528	Hex Soc Cap Screw	P330230005	M8X16	5		

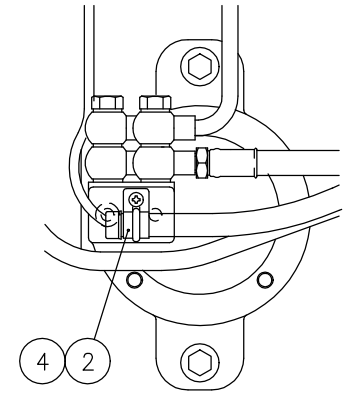
22

From Serial No.40850114 and after

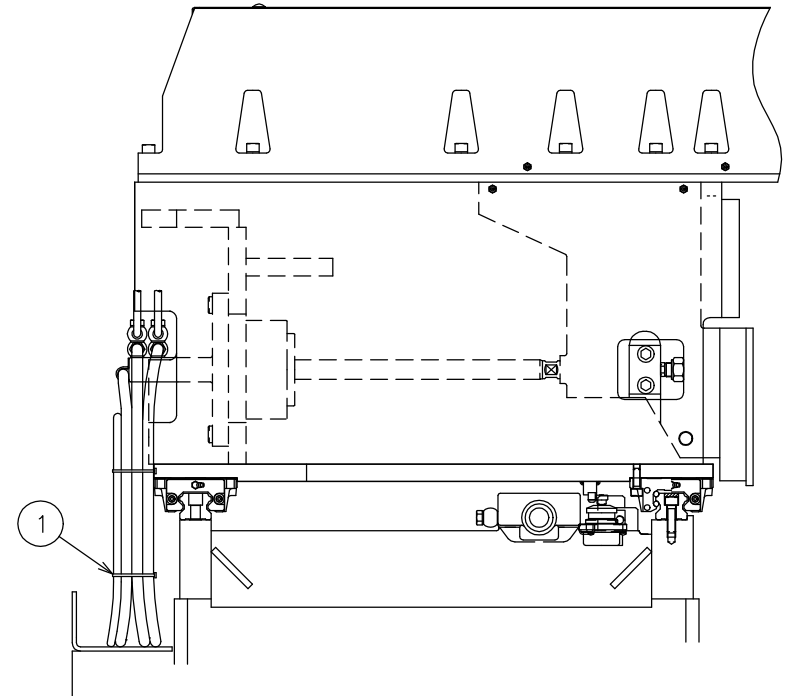
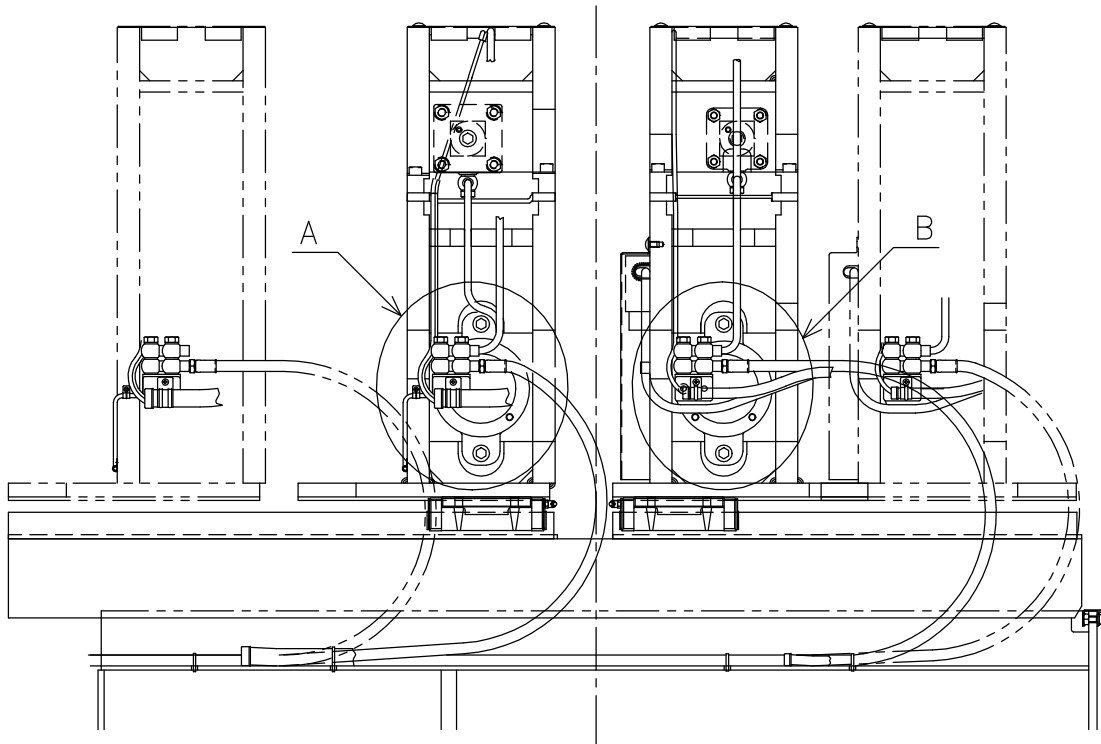
Work Feed(3)



DETAIL A



DETAIL B





From Serial No.40850114 and after

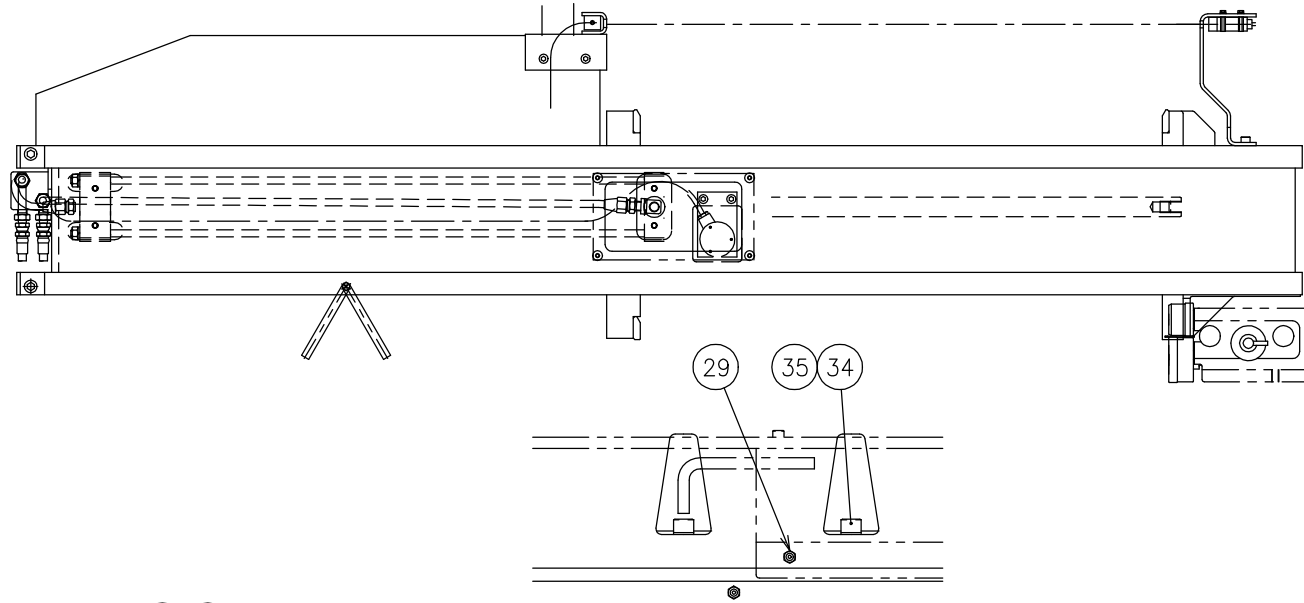
Index	Parts Number	Parts Name	Drawing No.	Type(Maker)	Q'ty	Note	Rev.No.
1	74318234	Cable Band	P381058014	CV-300 (Shibakei)	9		ABS11190
2	74733235	Saddle For Conduct	P381017096	CH-10 (Daiwa)	1		
3	10383248	Saddle For Conduct	P381017006	CH-22 (Daiwa)	1		
4	74305017	Pan Head Screw	P334100039	M5X10	2		



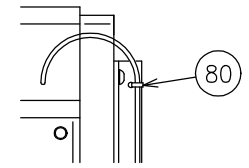
23

From Serial No.40850114 and after

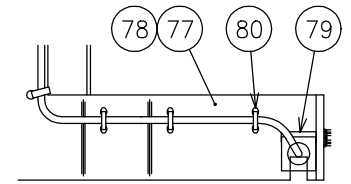
Rear Vise



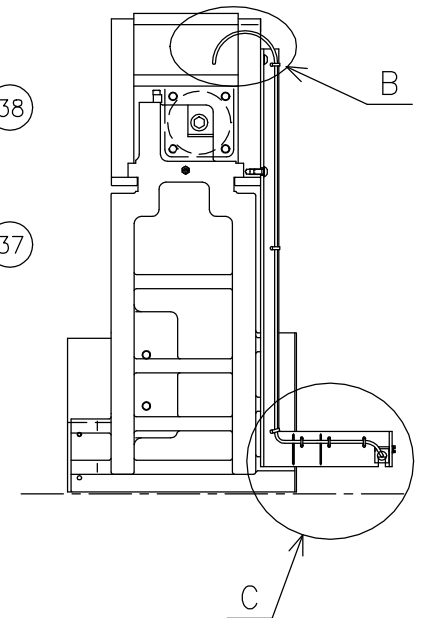
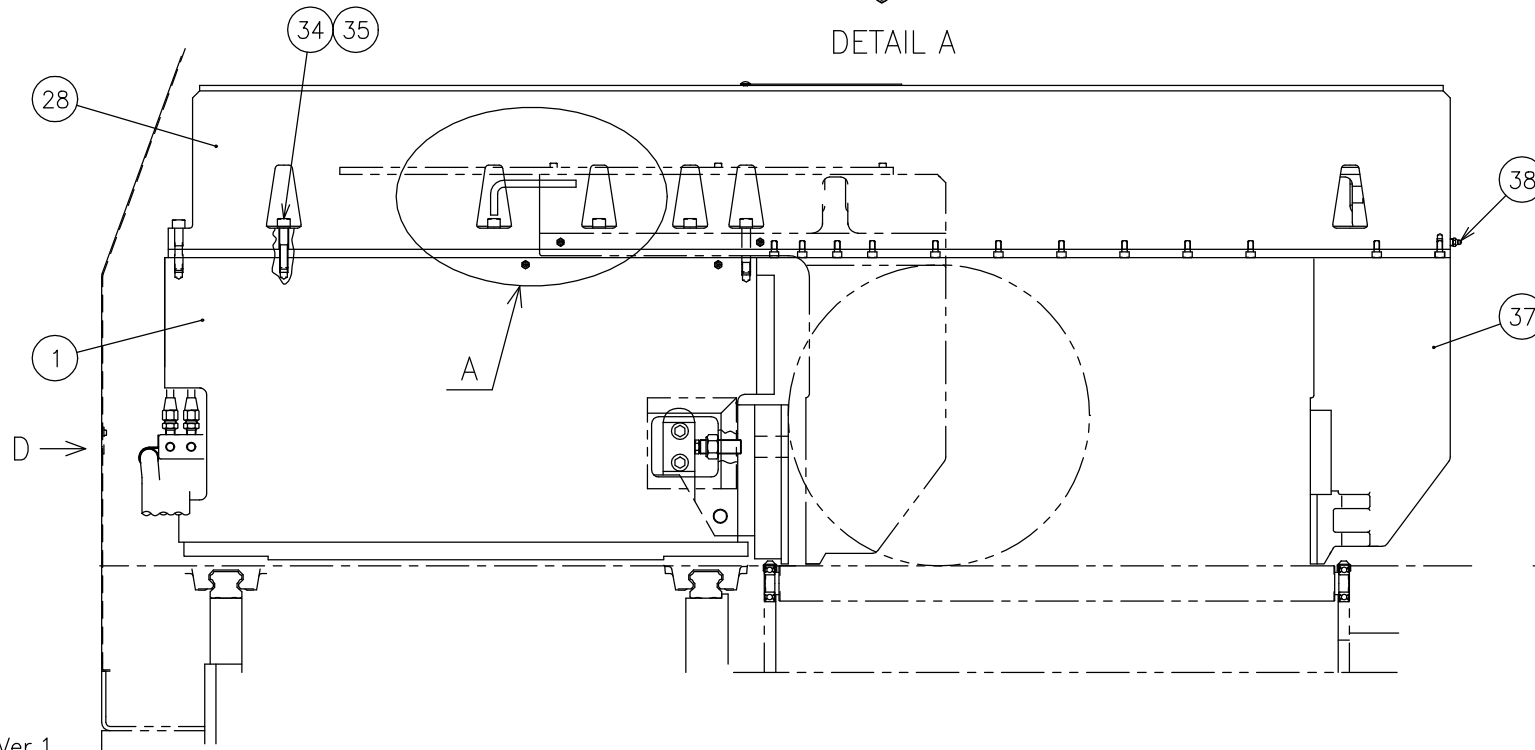
DETAIL A

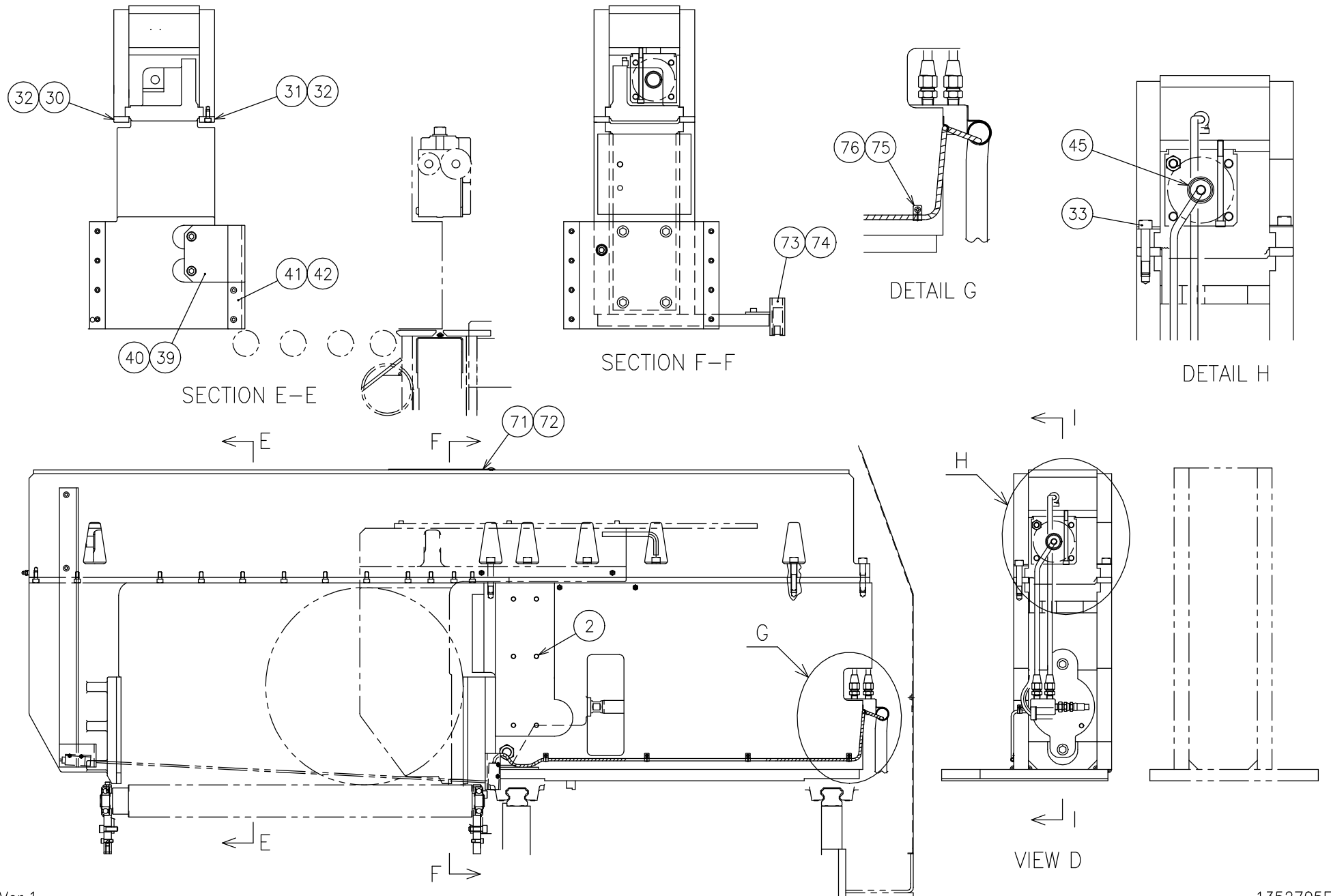


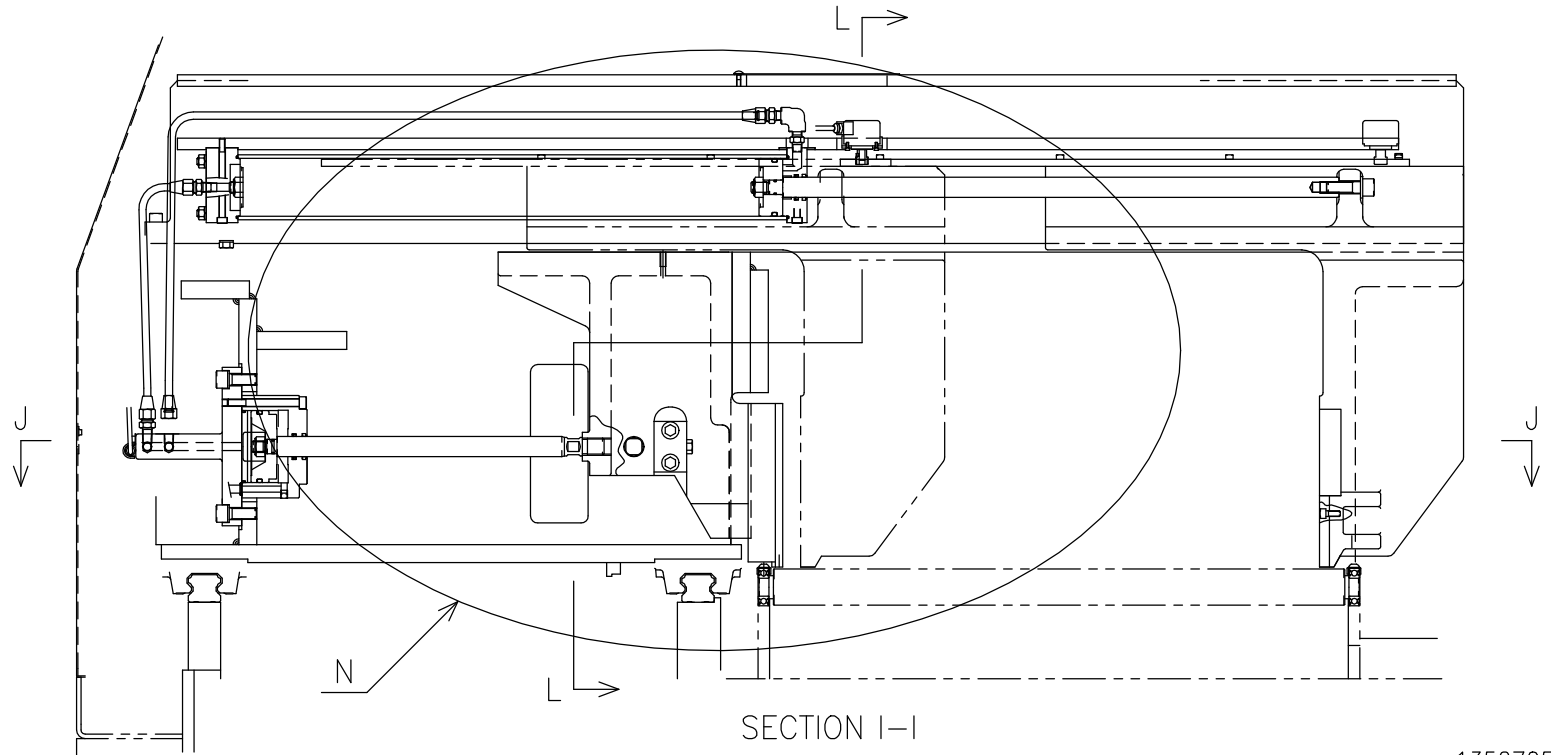
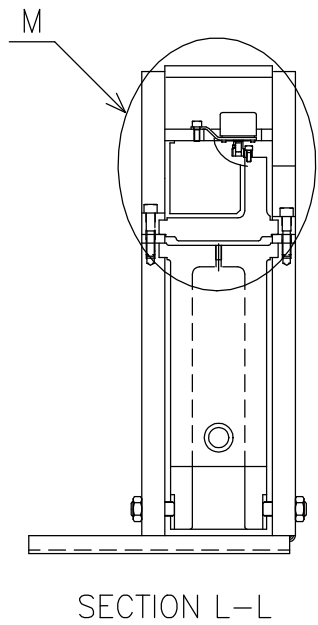
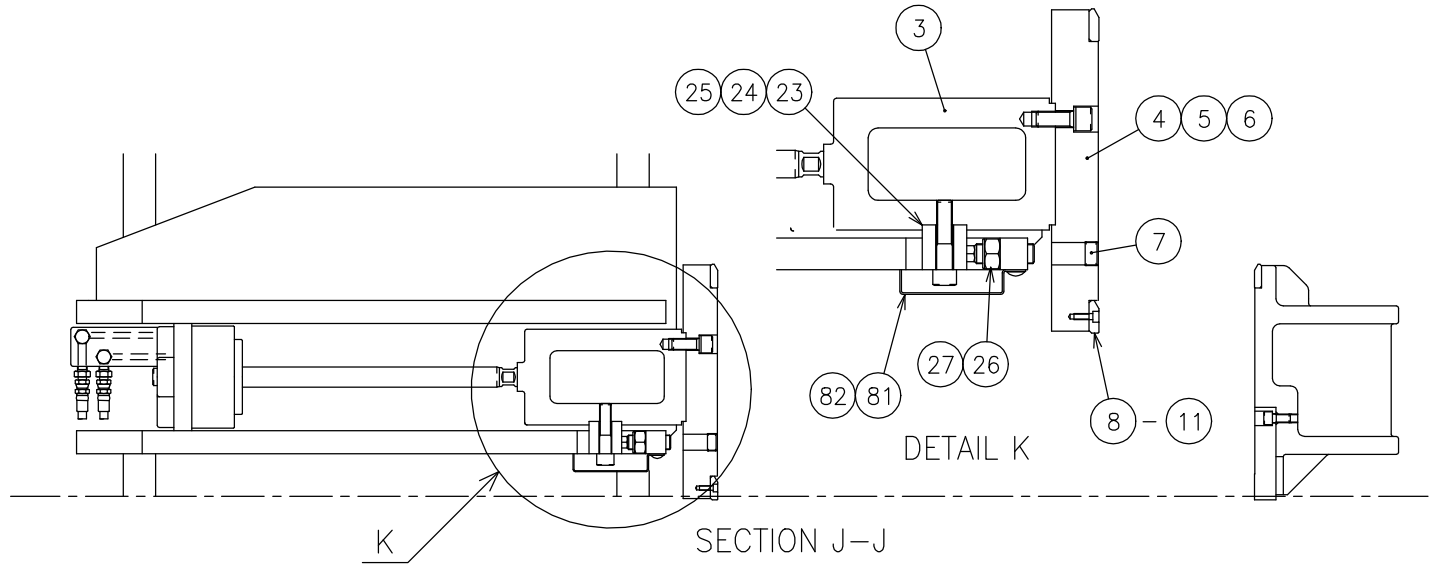
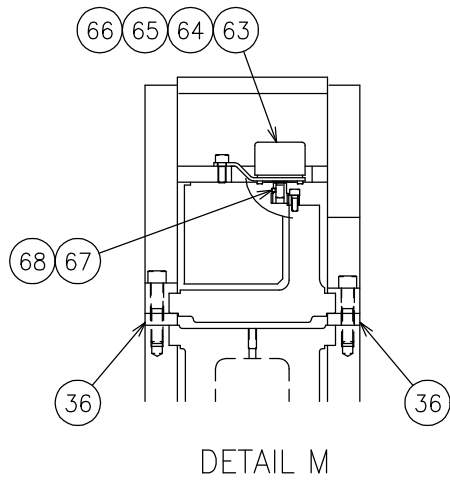
DETAIL B

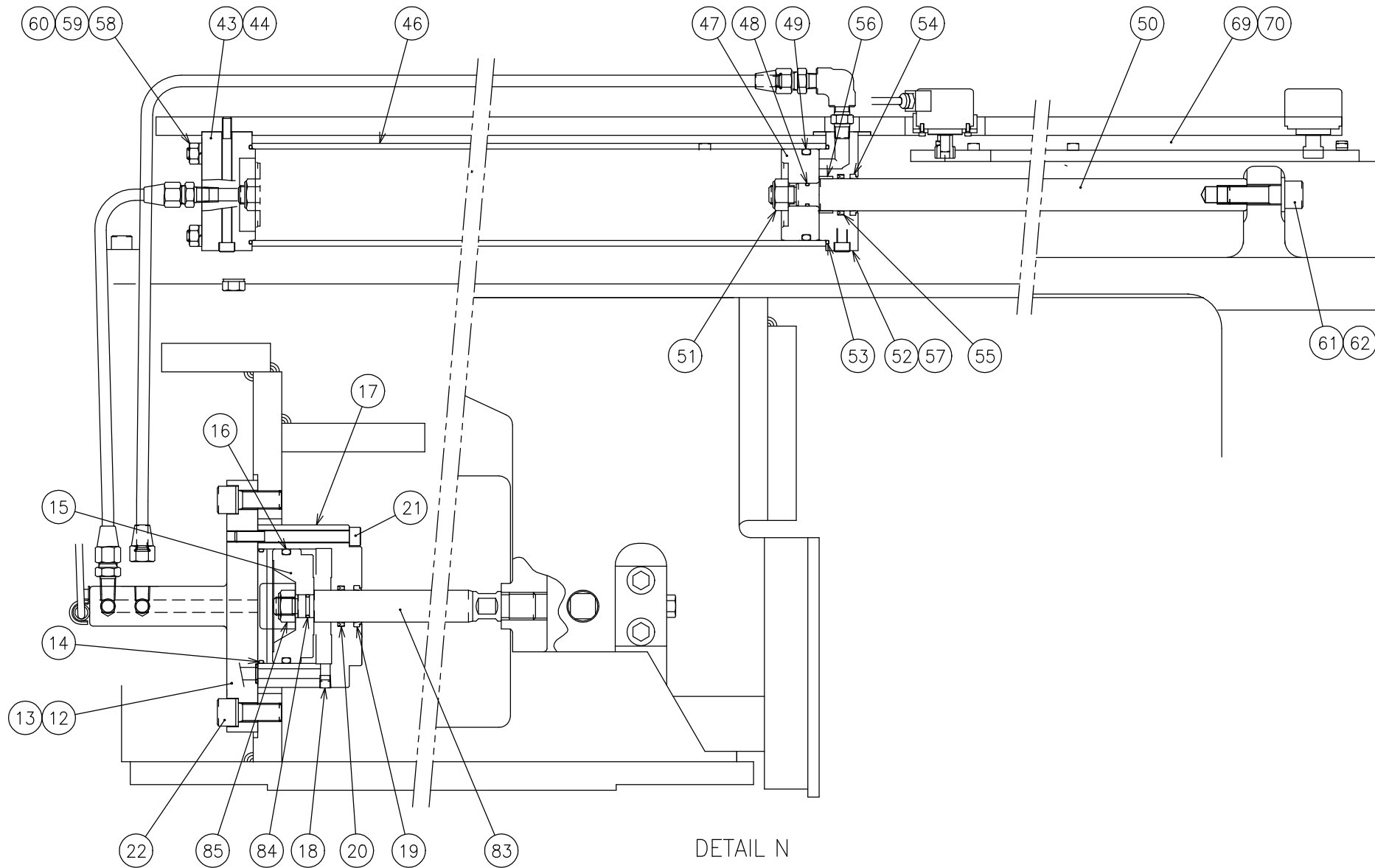


DETAIL C









From Serial No.40850114 and after

Index	Parts Number	Parts Name	Drawing No.	Type(Maker)	Q'ty	Note	Rev.No.
1	10420042	Lower Vise Frame	1352706 B		1		ABS11280
2	79323534	Socket Set Screw	P330590035	M10X10(cup-end)	6		
3	10387787	Datum Vise Body	1350902 F		1		
4	10420043	Datum Vise Jaw	1352707		1		
5	74304952	Hex Soc Cap Screw	P330260032	M16X40	4		
6	10332906	Coned Spring Washer	P336165005	CDW-16H (Heiwa)	7		
7	10387795	Special Screw	P334704008	MSW24 (Misumi)	1		
8	10387780	Datum Vise Plate	1350904 C		3		
9	10387793	Datum Vise Shim 1	1350878		1		
10	10387794	Datum Vise Shim 2	1350879		1		
11	31177967	Hex Soc Cap Screw	P330220007	M6X16	12		
12	10420044	Cylinder Cap (R)	1352754 B		1		ABS11280
13	74379542	O Ring	P590010015	G95	1		
14	10375208	O Ring	P590000010	P11	1		
15	10420045	Piston	1352708		1		
16	74379541	O Ring	P590000066	P90	1		
17	10420046	Cylinder Cap (F)	1352709		1		
18	36308302	Plug For Piping	P580208001	GM-1/8 (Gosho)	1		



From Serial No.40850114 and after

Index	Parts Number	Parts Name	Drawing No.	Type(Maker)	Q'ty	Note	Rev.No.
19	10387749	Wiper Ring		DSI-28 (NOK)	1		
20	10375714	Piston Packing	P590403021	SKY-28 (Sakagami)	1		
21	74381569	Hex Soc Cap Screw	P330240022	M10X100	4		
22	74304952	Hex Soc Cap Screw	P330260032	M16X40	2		
23	10380035	Block	1350910 B		1		
24	10420047	Bolt	1350912 A		1		
25	75420743	Hex Soc Cap Screw	P330260038	M16X70	2		
26	10387791	Socket Set Screw		M20X1.5X60	1		
27	74379171	Locknut	P332505013	M20X1.5(Type-1) (Fuji Seimi)	1		
28	10420048	Upper Vise Frame	1352710 C		1		ABS11280
29	74715320	Grease Nipple	P560600002	A-MT6X1	8		ABS11280
30	10420049	Slide Plate (R)	1352711 B		1		ABS11237
31	10420050	Slide Plate (F)	1352712 B		1		ABS11237
32	31179528	Hex Soc Cap Screw	P330230005	M8X16	26		
33	10380013	Reamer Bolt	1350916 A		2		
34	36325033	Hex Soc Cap Screw	P330250011	M12X60	10		
35	64153320	Coned Spring Washer	P336165004	CDW-12H (Heiwa)	8		
36	10420051	Slide Plate (RF)	1352713 B		2		ABS11237

From Serial No.40850114 and after

Index	Parts Number	Parts Name	Drawing No.	Type(Maker)	Q'ty	Note	Rev.No.
37	10420052	Movable Vise Jaw	1352714 B		1		ABS11280
38	74304826	Grease Nipple	P560600004	A-PT1/8	1		
39	10420053	Movable Vise Plate (Upper)	1352715 A		1		ABS11197
40	74304917	Hex Soc Cap Screw	P330250007	M12X40	2		
41	10420054	Movable Vise Plate (Lower)	1352716		1		
42	31179259	Hex Soc Cap Screw	P330230006	M8X20	2		
43	10420055	Cylinder Cap (R)	1352725		1		ABS11197
44	74723005	O Ring	P590010013	G85	1		ABS11197
45	10443027	Hex Soc Cap Screw	P330230024	M8X110	2		ABS11197
46	10420056	Cylinder	1352717 A		1		ABS11197
47	10380018	Piston	1350922		1		
48	36326813	O Ring	P590000016	P16	1		
49	36177682	O Ring	P590000061	P70	1		
50	10420057	Piston Rod	1352718		1		
51	10375004	Locknut	P332505010	M16(Type-1) (Fuji Seimi)	1		
52	10420058	Cylinder Cap (F)	1352724 A		1		ABS11197
53	74723005	O Ring	P590010013	G85	1		ABS11197
54	10387749	Wiper Ring		DSI-28 (NOK)	1		

From Serial No.40850114 and after

Index	Parts Number	Parts Name	Drawing No.	Type(Maker)	Q'ty	Note	Rev.No.
55	10375714	Piston Packing	P590403021	SKY-28 (Sakagami)	1		
56	10380027	Plain Bearing	P407003105	MB2812DU (Daido Meta)	1		
57	10443027	Hex Soc Cap Screw	P330230024	M8X110	2		ABS11197
58	10420059	Tie Rod	1352750 A		4		ABS11197
59	31178084	Spring Washer	P336050008	12	4		
60	74301826	Nut	P332000007	M12	4		
61	74314419	Hex Soc Cap Screw	P330260034	M16X50	1		
62	74314206	Washer	P336000010	16(Regular Round)	1		
63	10387683	Rotary Encoder	7922964		1		
64	10380022	Encoder Bracket	1350926 A		1		
65	31179572	Hex Soc Cap Screw	P330200002	M3X8	3		
66	31179259	Hex Soc Cap Screw	P330230006	M8X20	2		
67	10379855	Pinion	1350828		1		
68	10560034	Socket Set Screw	P330590005	M4X4(cup-end)	1		
69	10420060	CP-Rack	1352720		1		
70	31177967	Hex Soc Cap Screw	P330220007	M6X16	3		
71	10420061	Cover	1352721 A		1		ABS11237
72	10569006	Truss Head Screw	P334130011	M6X10	6		

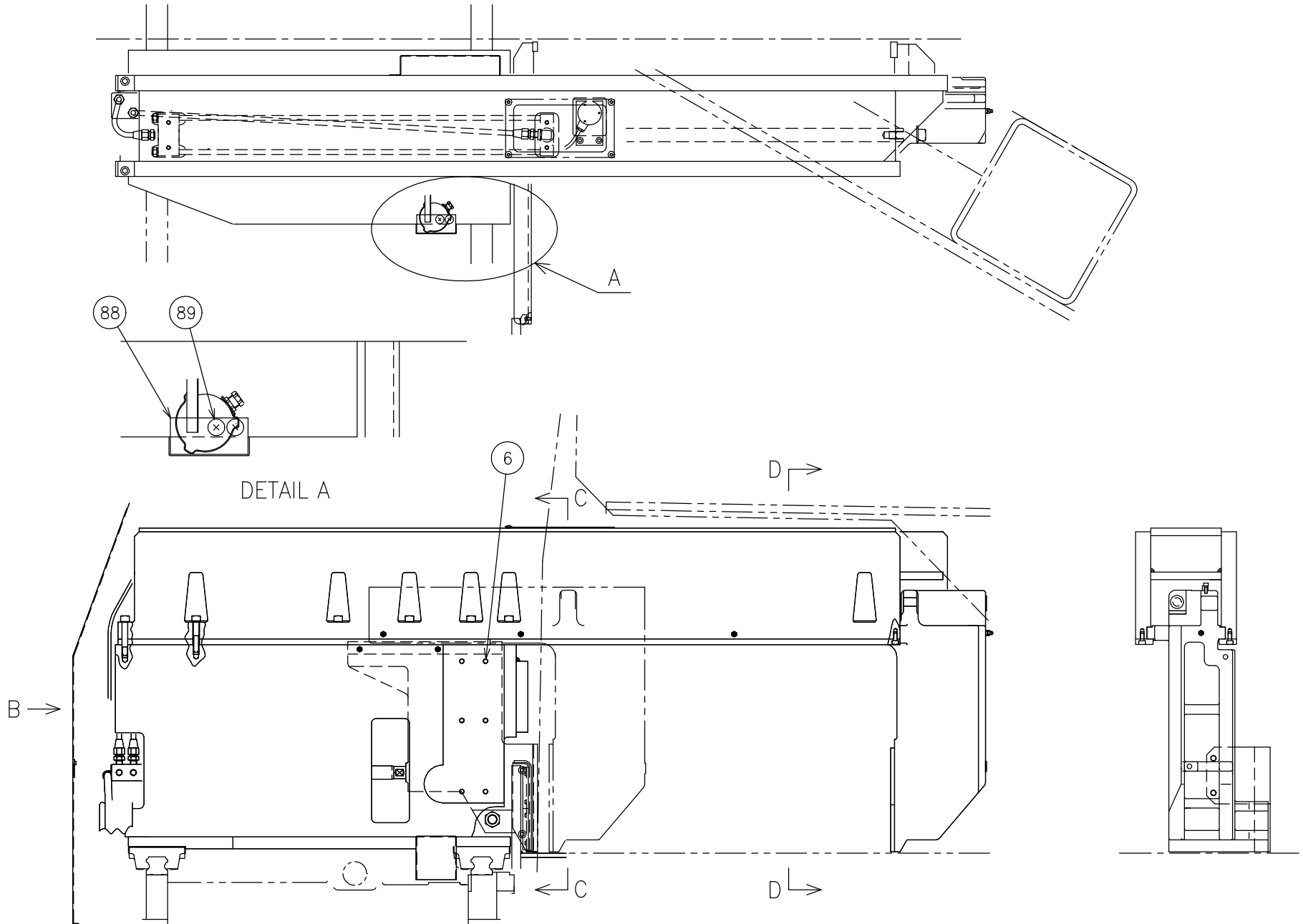
From Serial No.40850114 and after

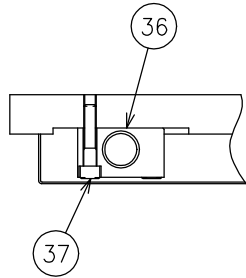
Index	Parts Number	Parts Name	Drawing No.	Type(Maker)	Q'ty	Note	Rev.No.
73	10420062	Sensor Bracket (L)	1352726		1		ABS11237
74	31179528	Hex Soc Cap Screw	P330230005	M8X16	2		
75	74332607	Saddle For Conduct	P381017024	PZ0106 (Daiwa)	5		
76	74300710	Pan Head Screw	P334100038	M5X8	5		
77	10420063	Sensor Bracket (R)	1352722 A		1		ABS11237
78	74377108	Button Head Screw	P334500030	M8X16	2		
79	10387779	Photoelectric Switch	7720089	(OMRON)	1		
80	10560435	Cable Band	P381058011	CV-100 (Shibakei)	5		
81	10387792	Cover	1350932 A		1		
82	10380026	Truss Head Screw	P334130017	M8X12	3		
83	10420064	Piston Rod	1352723 A		1		ABS11237
84	36326813	O Ring	P590000016	P16	1		
85	10375004	Locknut	P332505010	M16(Type-1) (Fuji Seimi)	1		

24

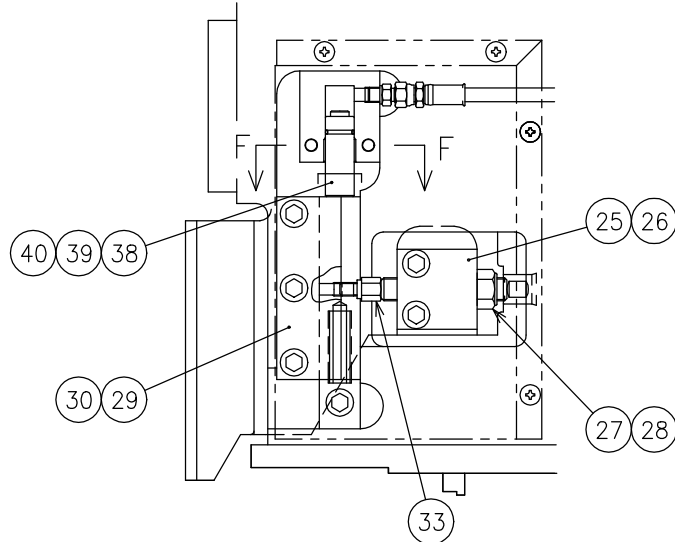
From Serial No.40850114 and after

Front View

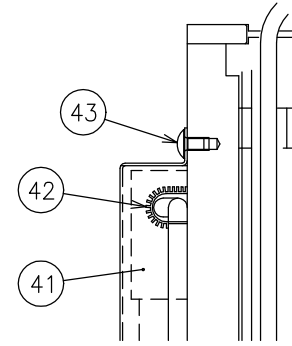




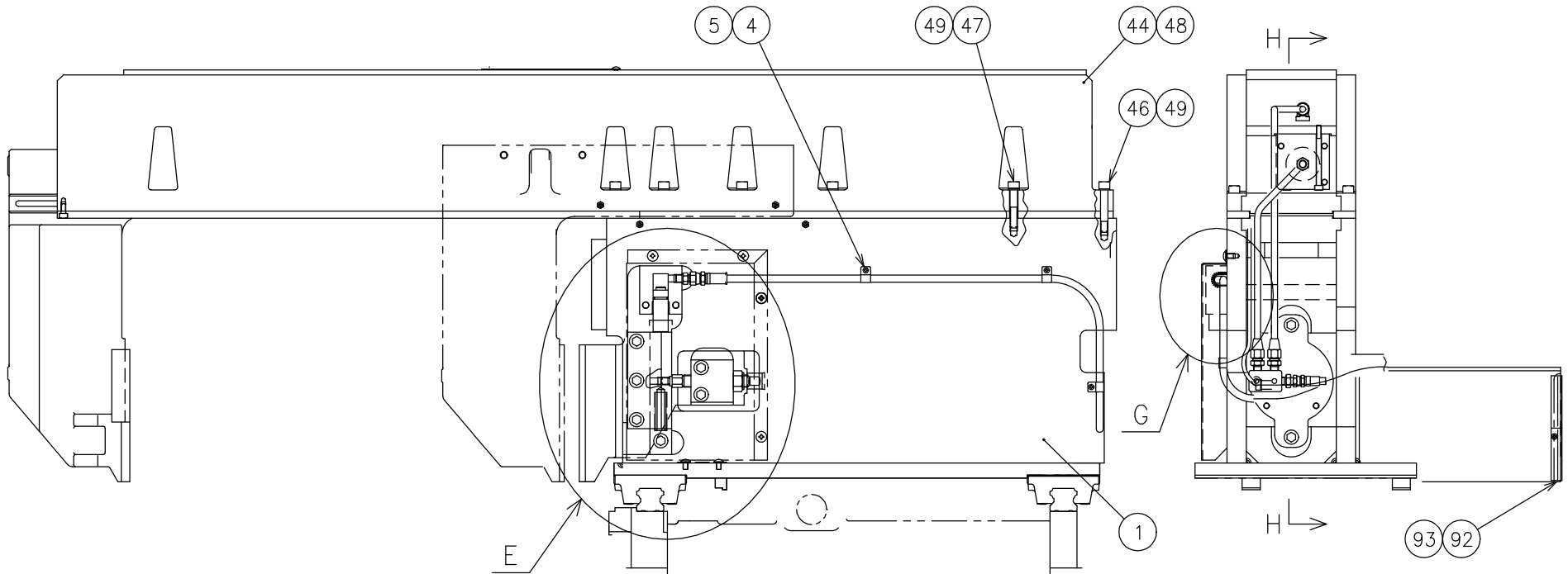
SECTION F-F



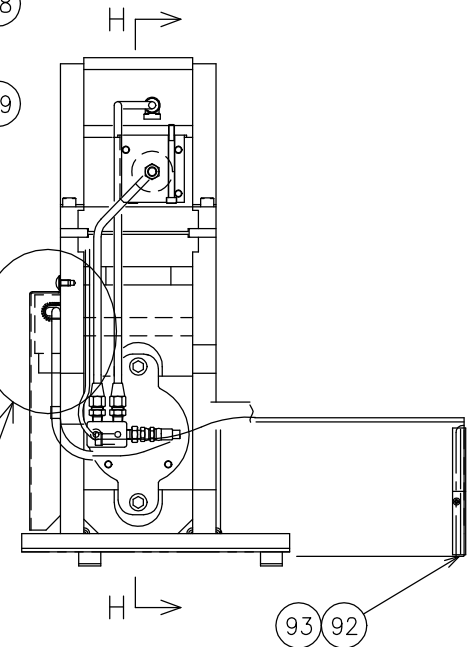
DETAIL E



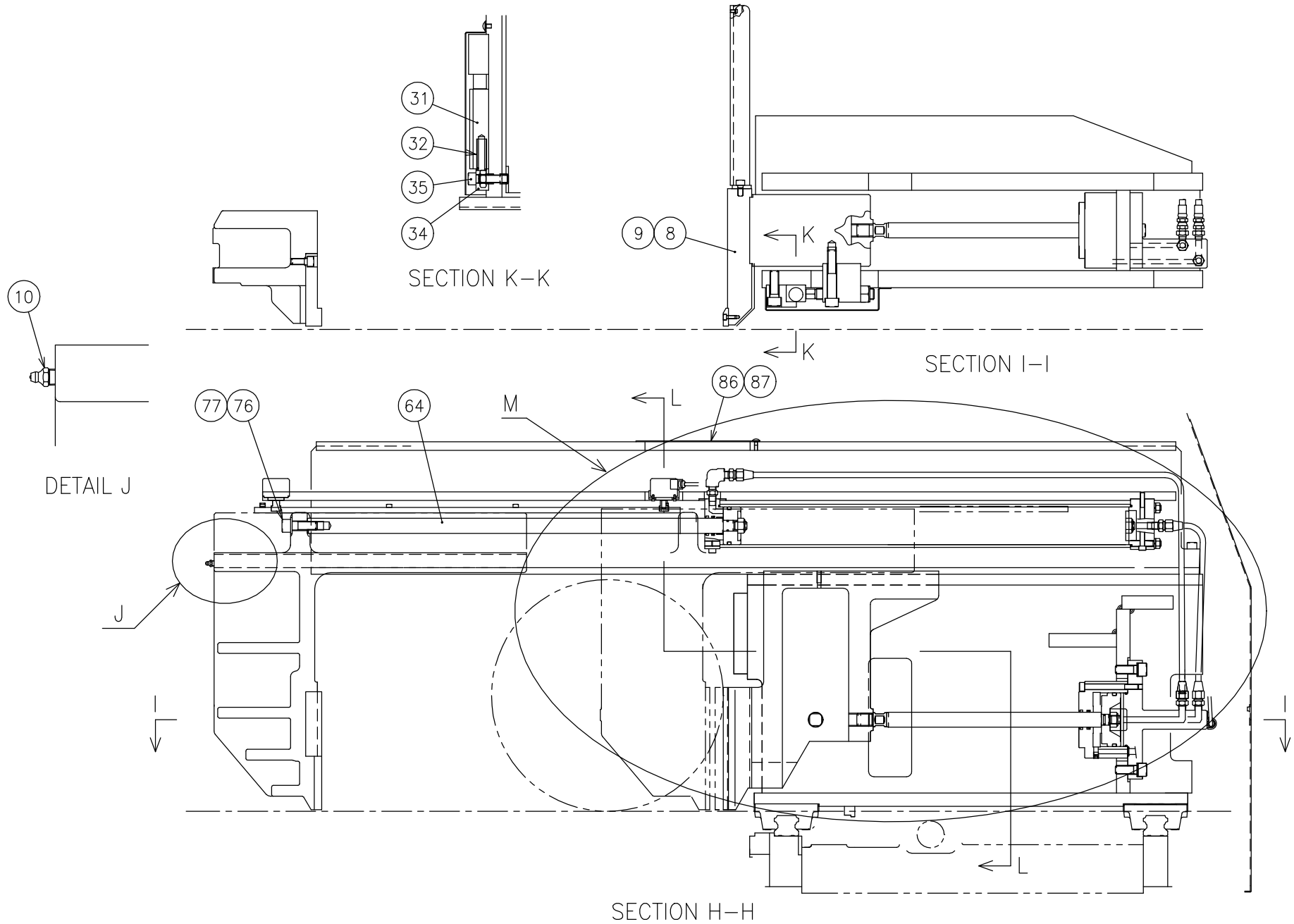
DETAIL G



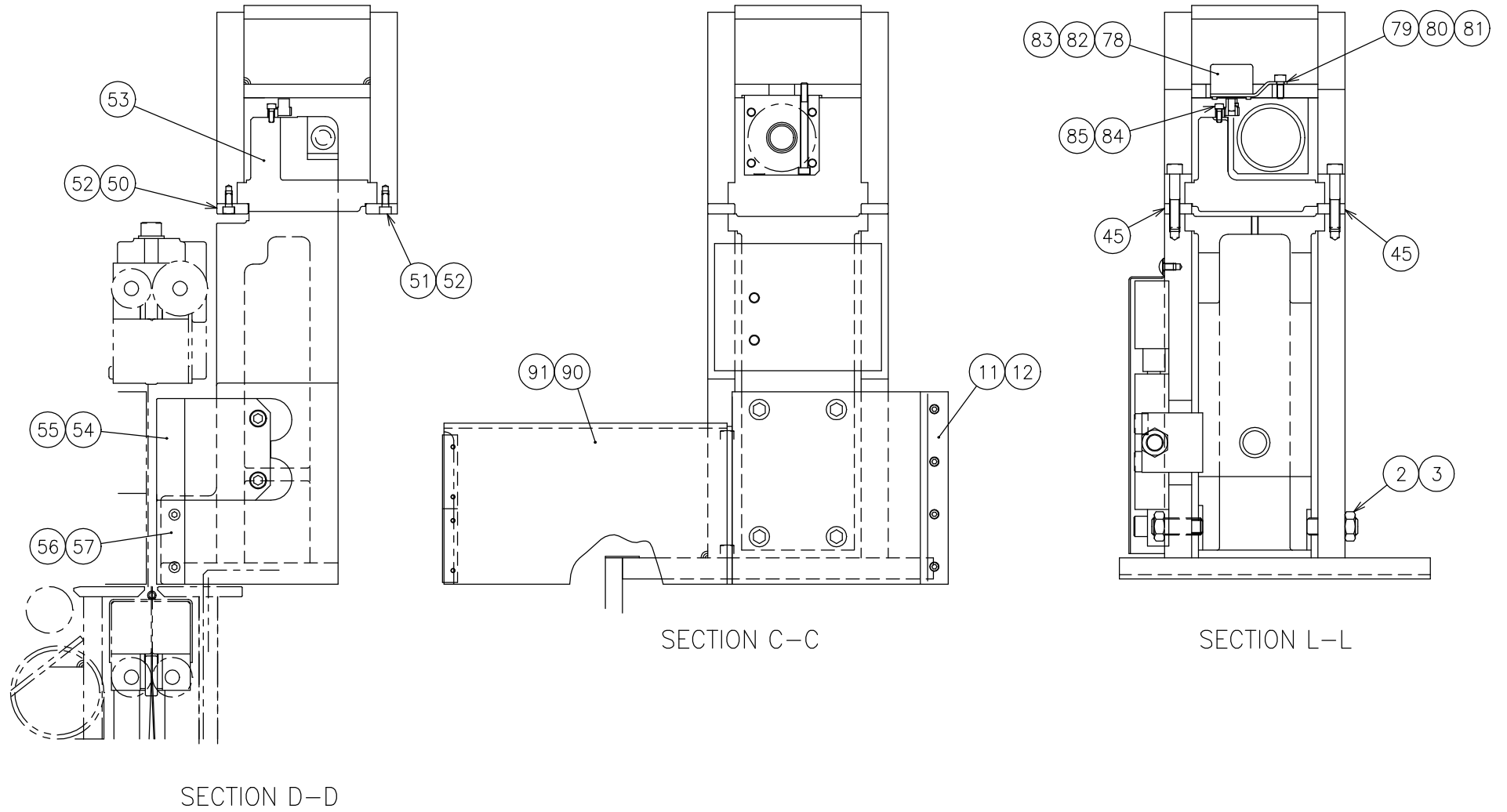
24-2

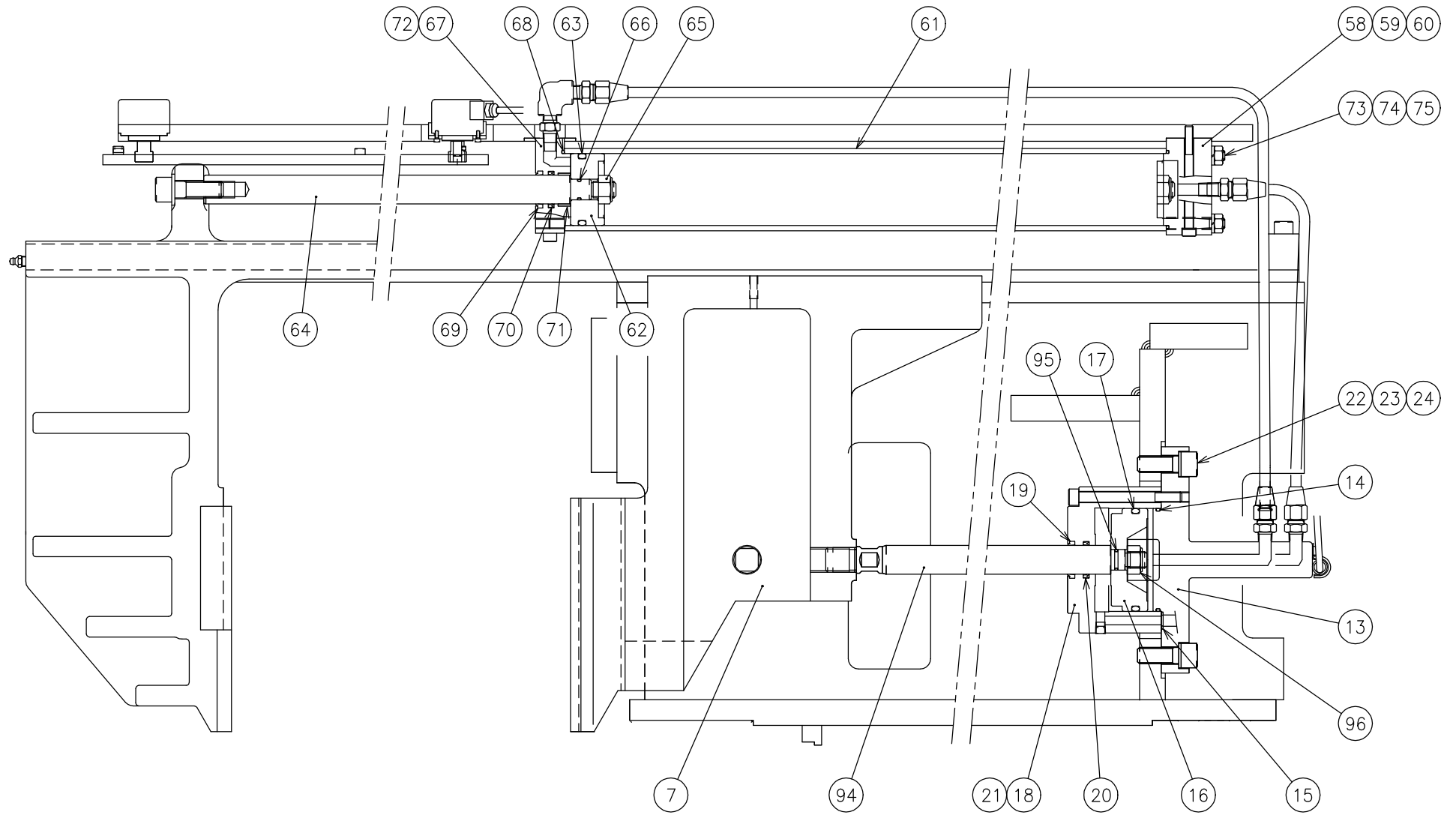


VIEW B









DETAIL M

From Serial No.40850114 and after

Index	Parts Number	Parts Name	Drawing No.	Type(Maker)	Q'ty	Note	Rev.No.
1	10420065	Lower Vise Frame	1352741 B		1		ABS11280
2	10387813	Socket Set Screw		M20X60	2		
3	10380040	Nut	P332000023	M20(Type-3)	2		
4	58261728	Saddle For Conduct	P381017028	PZ0112 (Daiwa)	3		
5	74300710	Pan Head Screw	P334100038	M5X8	3		
6	79323534	Socket Set Screw	P330590035	M10X10(cup-end)	6		
7	10387809	Datum Vise Body	1350952 F		1		
8	10420066	Datum Vise Jaw	1352742		1		
9	74304952	Hex Soc Cap Screw	P330260032	M16X40	4		
10	74304826	Grease Nipple	P560600004	A-PT1/8	1		
11	10387780	Datum Vise Plate	1350904 C		1		
12	31177967	Hex Soc Cap Screw	P330220007	M6X16	4		
13	10420044	Cylinder Cap (R)	1352754 B		1		ABS11280
14	74379542	O Ring	P590010015	G95	1		
15	10375208	O Ring	P590000010	P11	1		
16	10420045	Piston	1352708		1		
17	74379541	O Ring	P590000066	P90	1		
18	10420046	Cylinder Cap (F)	1352709		1		

From Serial No.40850114 and after

Index	Parts Number	Parts Name	Drawing No.	Type(Maker)	Q'ty	Note	Rev.No.
19	10387749	Wiper Ring		DSI-28 (NOK)	1		
20	10375714	Piston Packing	P590403021	SKY-28 (Sakagami)	1		
21	74381569	Hex Soc Cap Screw	P330240022	M10X100	4		
22	74304952	Hex Soc Cap Screw	P330260032	M16X40	2		
23	36308302	Plug For Piping	P580208001	GM-1/8 (Gosho)	1		
24	10332906	Coned Spring Washer	P336165005	CDW-16H (Heiwa)	7		
25	10387811	Block	1350955 C		1		
26	10385236	Hex Soc Cap Screw	P330260042	M16X90	2		
27	10387812	Socket Set Screw		M20X1.5PX110L	1		
28	74379171	Locknut	P332505013	M20X1.5(Type-1) (Fuji Seimi)	1		
29	10387796	Guide Block	1350956 C		1		
30	74314419	Hex Soc Cap Screw	P330260034	M16X50	3		
31	10387797	Stopper	1350957 D		1		
32	10387798	Coil Spring		WH18-90 (Misumi)	1		
33	10387799	Bolt	1350944 A		1		
34	10387800	Spring Support	1350959 B		1		
35	10342329	Hex Soc Cap Screw	P330260037	M16X65	1		
36	10420067	Cylinder	1352752		1		

From Serial No.40850114 and after

Index	Parts Number	Parts Name	Drawing No.	Type(Maker)	Q'ty	Note	Rev.No.
37	74314415	Hex Soc Cap Screw	P330240012	M10X50	2		
38	10380048	Piston	1350961 A		1		
39	10380050	Plain Bearing	P407003050	MB2520DU (Daido Meta)	1		
40	74316012	O Ring	P590000020	P22	1		
41	10420068	Cover	1352755 A		1		ABS11280
42	10387802	Grommet		KG016-50 (Kitagawa)	1		
43	10380026	Truss Head Screw	P334130017	M8X12	4		
44	10420069	Upper Vise Frame	1352743 C		1		ABS11280
45	10420051	Slide Plate (RF)	1352713 B		2		ABS11237
46	10380057	Reamer Bolt	1350939		2		
47	36527151	Hex Soc Cap Screw	P330250012	M12X65	10		
48	74715320	Grease Nipple	P560600002	A-MT6X1	8		ABS11280
49	64153320	Coned Spring Washer	P336165004	CDW-12H (Heiwa)	10		
50	10420070	Slide Plate (R)	1352744 A		1		ABS11237
51	10420071	Slide Plate (F)	1352745 A		1		ABS11237
52	31179528	Hex Soc Cap Screw	P330230005	M8X16	23		
53	10420072	Movable Vise Jaw	1352746 C		1		ABS11280
54	10420073	Movable Vise Plate (Upper)	1352747 A		1		ABS11197

From Serial No.40850114 and after

Index	Parts Number	Parts Name	Drawing No.	Type(Maker)	Q'ty	Note	Rev.No.
55	74304917	Hex Soc Cap Screw	P330250007	M12X40	2		
56	10420074	Movable Vise Plate (Lower)	1352748		1		
57	31179259	Hex Soc Cap Screw	P330230006	M8X20	2		
58	10420075	Cylinder Cap (R)	1352756		1		ABS11197
59	52318931	O Ring	P590010010	G70	1		
60	31177957	Hex Soc Cap Screw	P330230022	M8X100	2		ABS11280
61	10420076	Cylinder	1352749		1		
62	10380054	Piston	1350936		1		
63	74303025	O Ring	P590000056	P60	1		
64	10420057	Piston Rod	1352718		1		
65	10375004	Locknut	P332505010	M16(Type-1) (Fuji Seimi)	1		
66	36326813	O Ring	P590000016	P16	1		
67	10420077	Cylinder Cap (F)	1352753 A		1		ABS11197
68	52318931	O Ring	P590010010	G70	1		
69	10387749	Wiper Ring		DSI-28 (NOK)	1		
70	10375714	Piston Packing	P590403021	SKY-28 (Sakagami)	1		
71	10380027	Plain Bearing	P407003105	MB2812DU (Daido Meta)	1		
72	31177957	Hex Soc Cap Screw	P330230022	M8X100	2		ABS11197

From Serial No.40850114 and after

Index	Parts Number	Parts Name	Drawing No.	Type(Maker)	Q'ty	Note	Rev.No.
73	10420059	Tie Rod	1352750 A		4		ABS11197
74	31179595	Spring Washer	P336050007	10	4		
75	74304423	Nut	P332000006	M10	4		
76	74314419	Hex Soc Cap Screw	P330260034	M16X50	1		
77	74314206	Washer	P336000010	16(Regular Round)	1		
78	10387683	Rotary Encoder	7922964		1		
79	10380022	Encoder Bracket	1350926 A		1		
80	31179572	Hex Soc Cap Screw	P330200002	M3X8	3		
81	31179259	Hex Soc Cap Screw	P330230006	M8X20	2		
82	10379855	Pinion	1350828		1		
83	10560034	Socket Set Screw	P330590005	M4X4(cup-end)	1		
84	10420060	CP-Rack	1352720		1		
85	31177967	Hex Soc Cap Screw	P330220007	M6X16	3		
86	10420061	Cover	1352721 A		1		ABS11197
87	10569006	Truss Head Screw	P334130011	M6X10	6		
88	10387814	Encoder Cover	1350876 A		1		
89	10380026	Truss Head Screw	P334130017	M8X12	2		
90	10387815	Work Guide	1350877 A		1		

From Serial No.40850114 and after

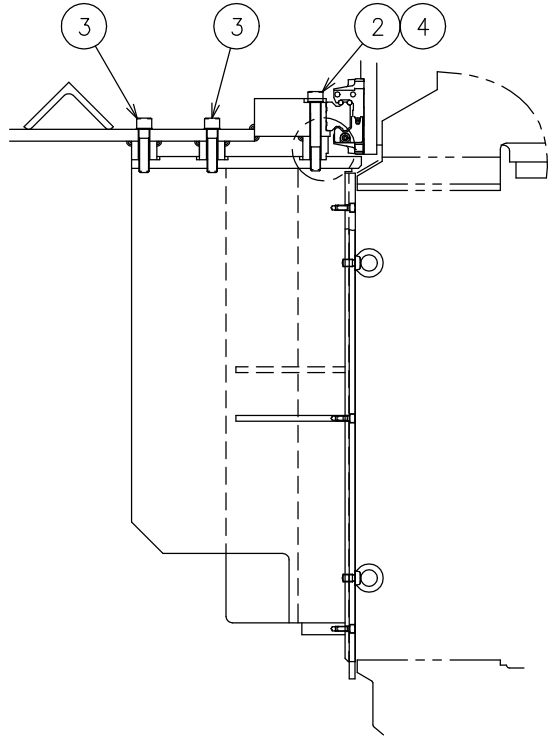
Index	Parts Number	Parts Name	Drawing No.	Type(Maker)	Q'ty	Note	Rev.No.
91	74301628	Hex Soc Cap Screw	P330240006	M10X20	2		
92	10387816	Guard	1350875		2		
93	31178095	Button Head Screw	P334500009	M5X10	4		
94	10420064	Piston Rod	1352723 A		1		ABS11237
95	36326813	O Ring	P590000016	P16	1		
96	10375004	Locknut	P332505010	M16(Type-1) (Fuji Seimi)	1		



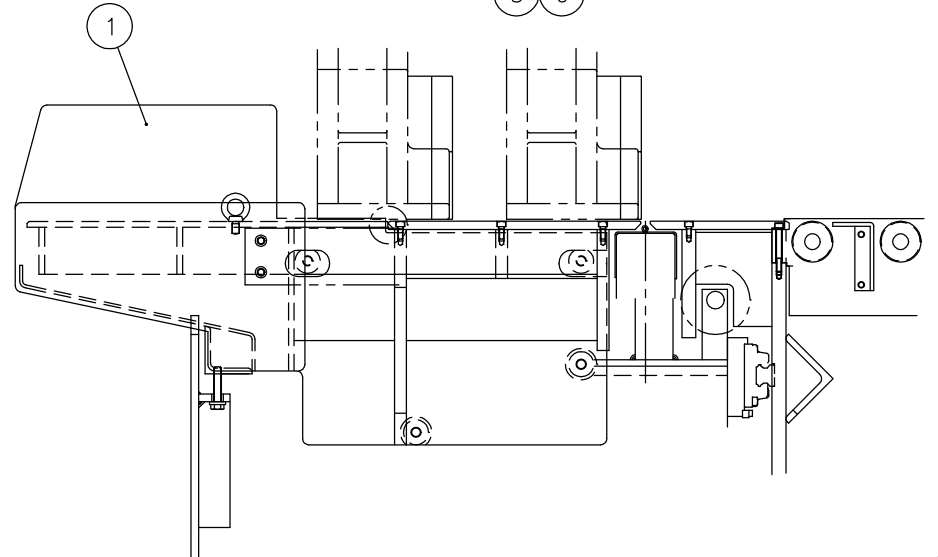
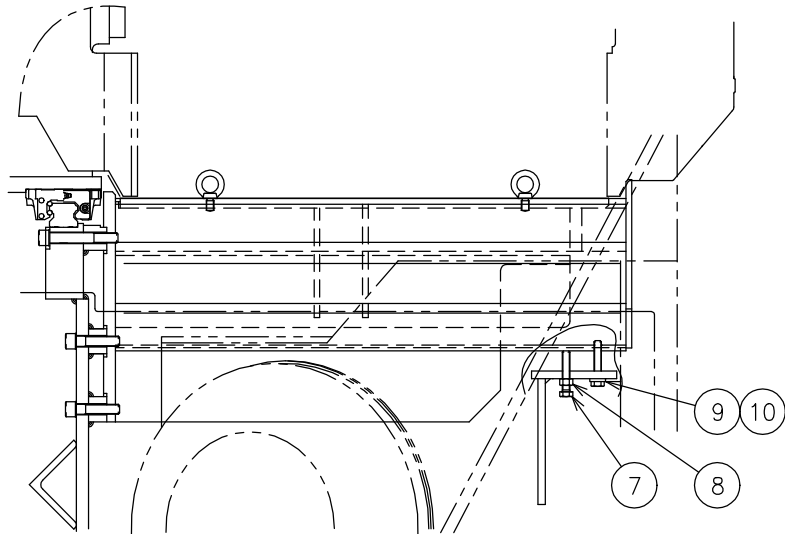
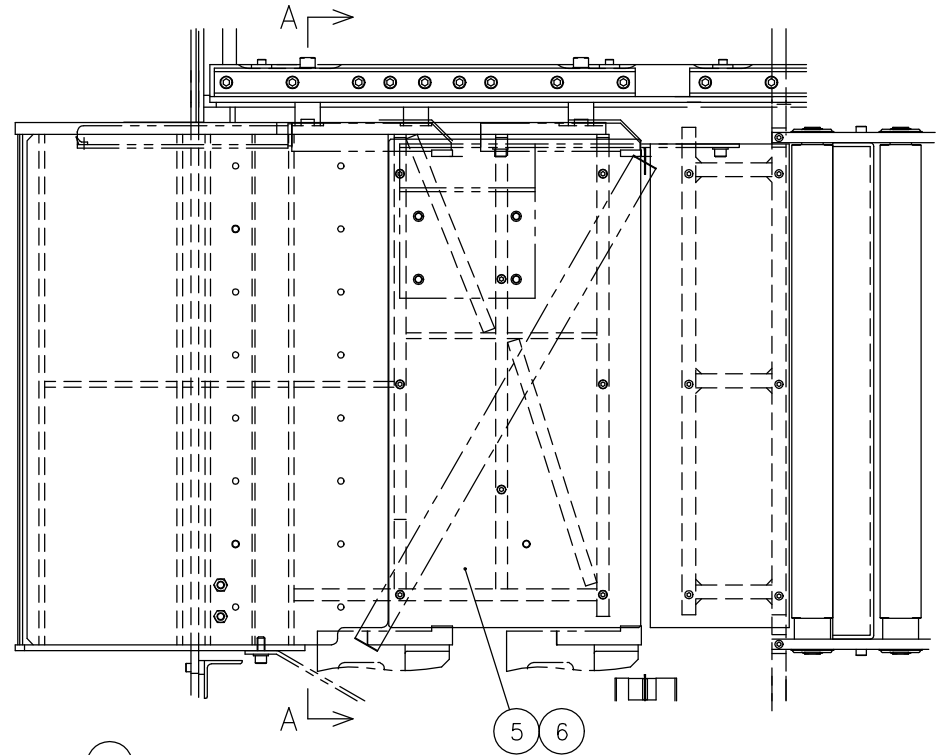
25

From Serial No.40850114 and after

Work Tray



SECTION A-A



From Serial No.40850114 and after

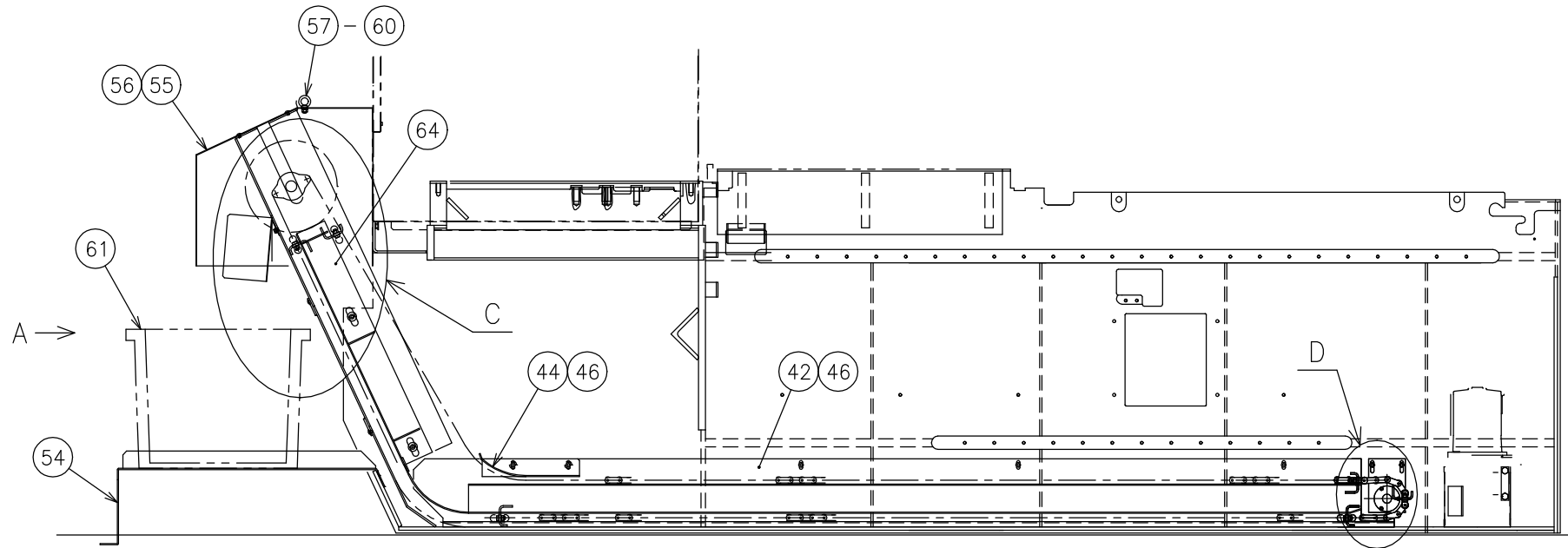
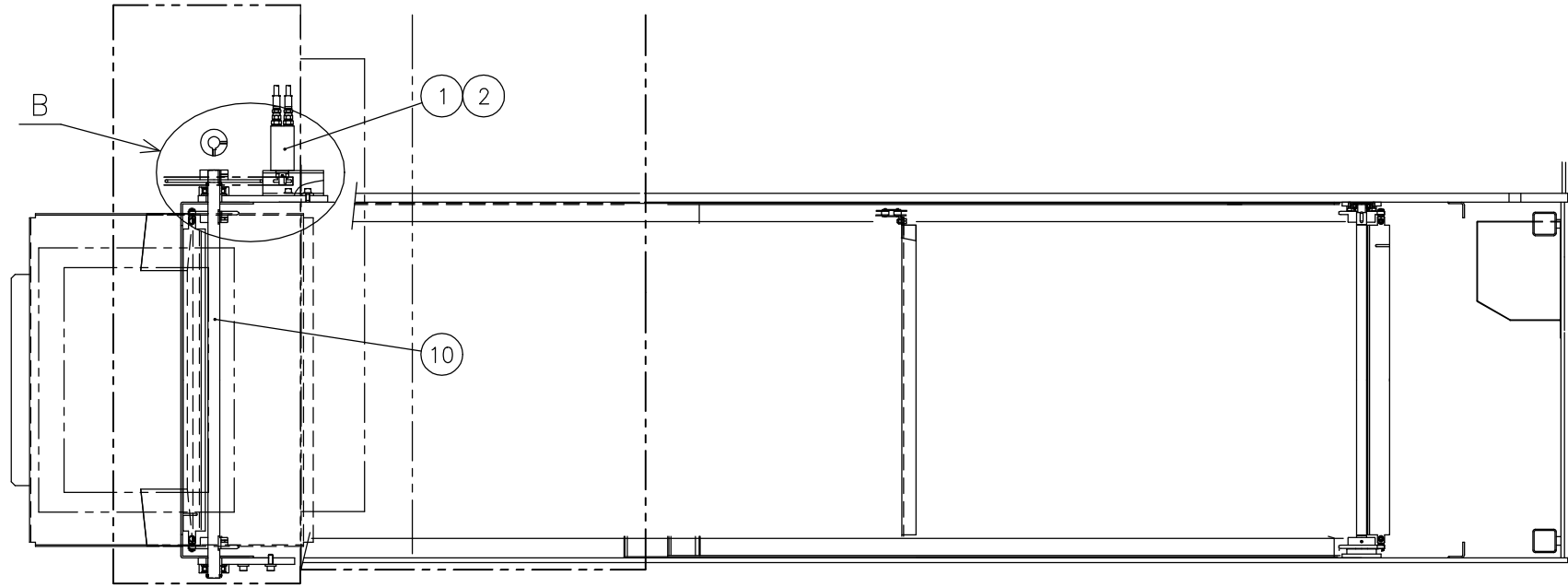
Index	Parts Number	Parts Name	Drawing No.	Type(Maker)	Q'ty	Note	Rev.No.
1	10420078	Work Tray	1352771 B		1		ABS11237
2	10385245	Hex Soc Cap Screw	P330260045	M16X110	2		
3	75420743	Hex Soc Cap Screw	P330260038	M16X70	2		
4	10420079	Coned Spring Washer		16	4		
5	10420080	Plate F	1352772 A		1		ABS11237
6	31179259	Hex Soc Cap Screw	P330230006	M8X20	9		
7	10322211	Bolt	P330050005	M12X40	1		
8	74301826	Nut	P332000007	M12	1		
9	74301611	Bolt	P330050010	M12X60	1		
10	10387818	Collar		PBC12 (Misumi)	1		

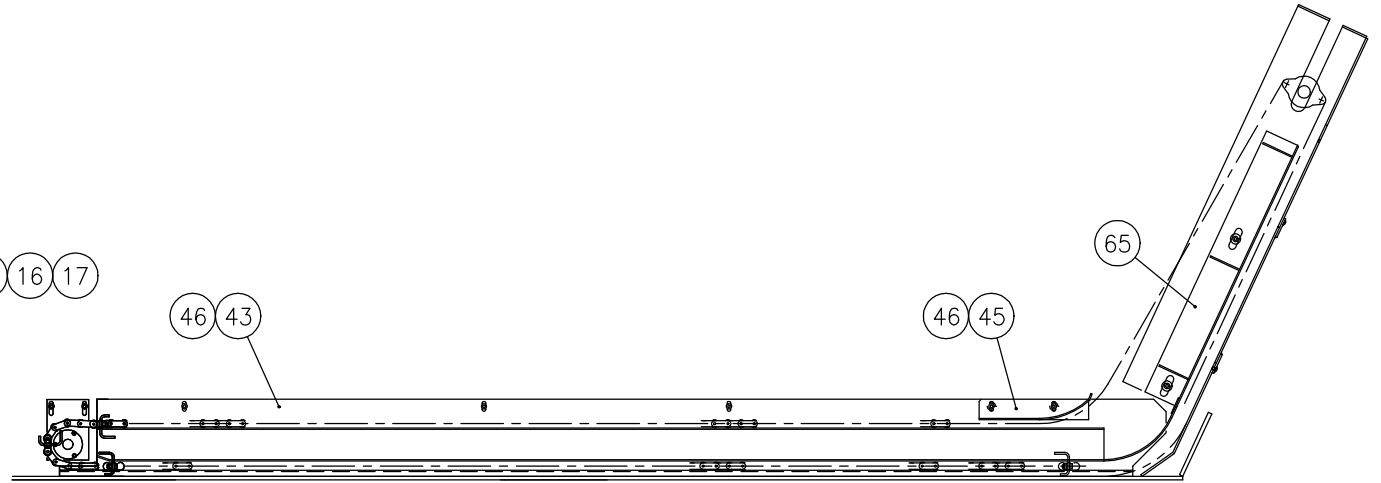
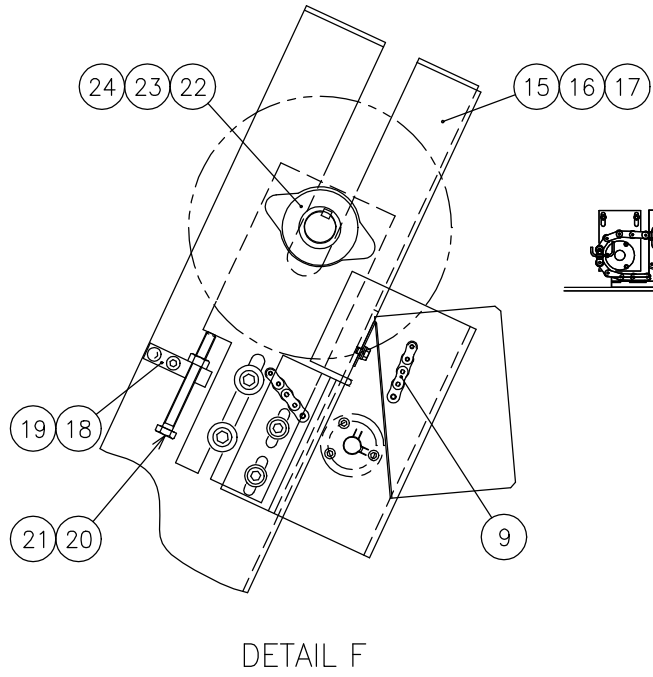


26

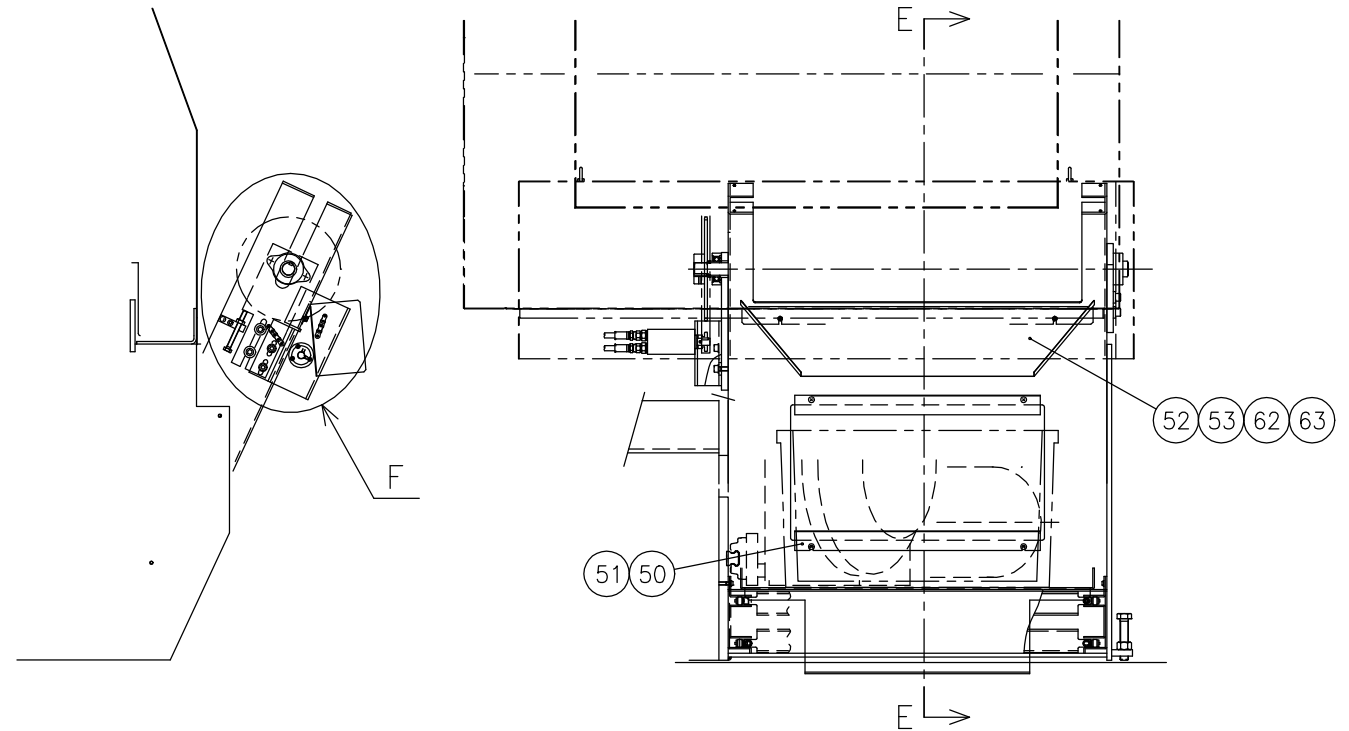
From Serial No.40850114 and after

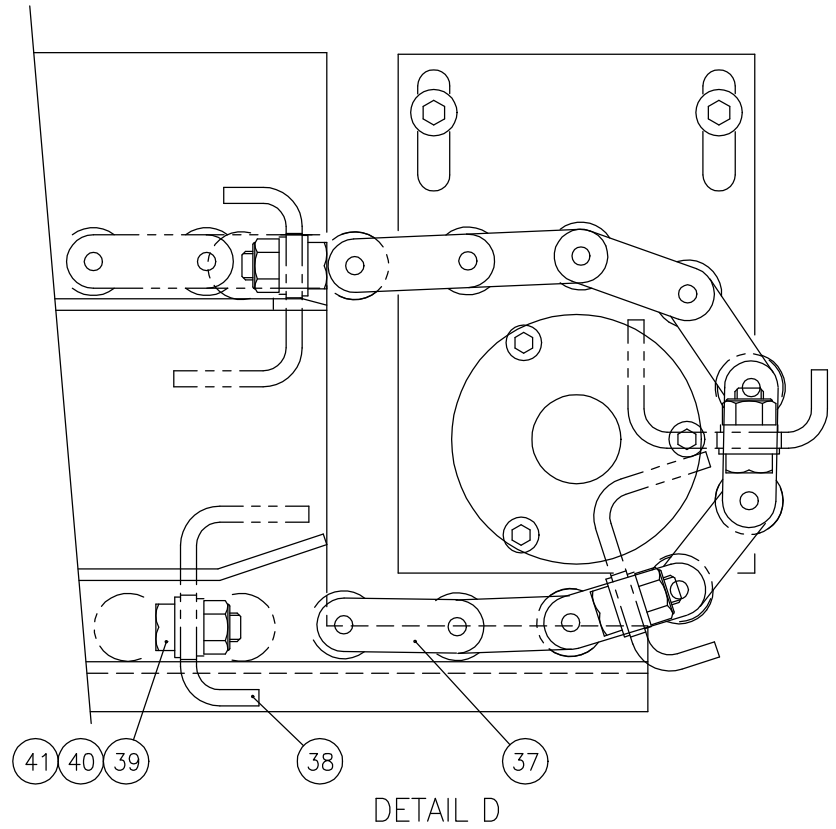
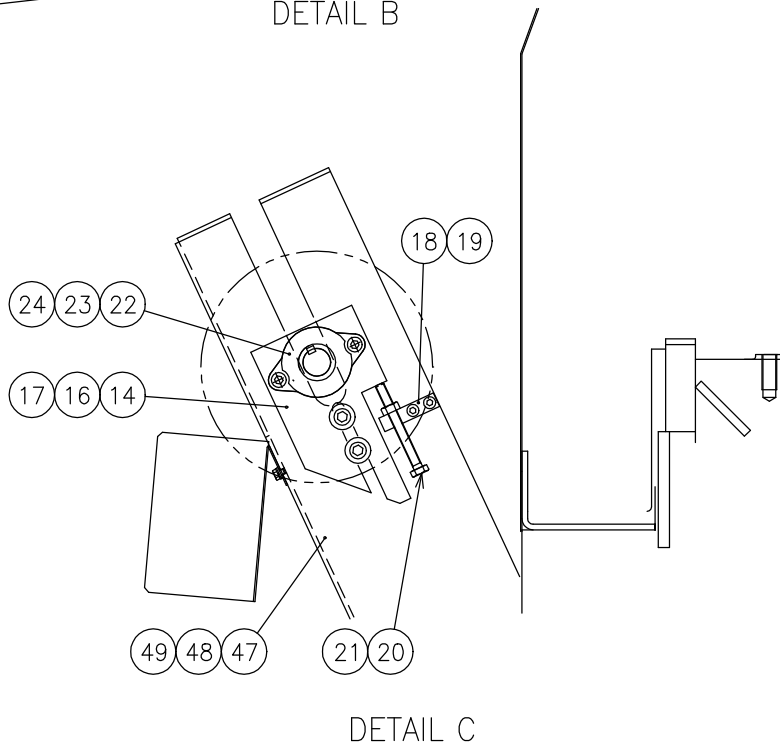
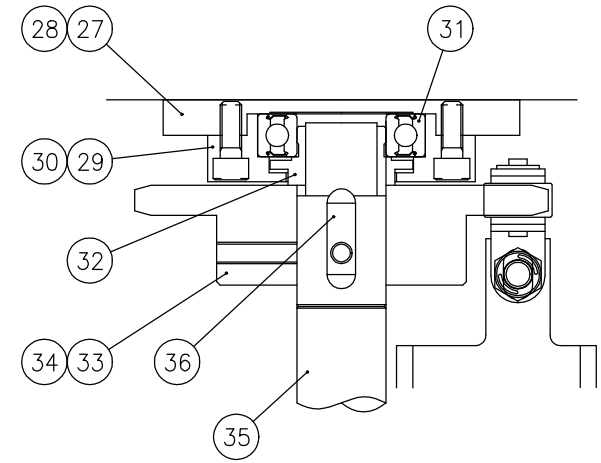
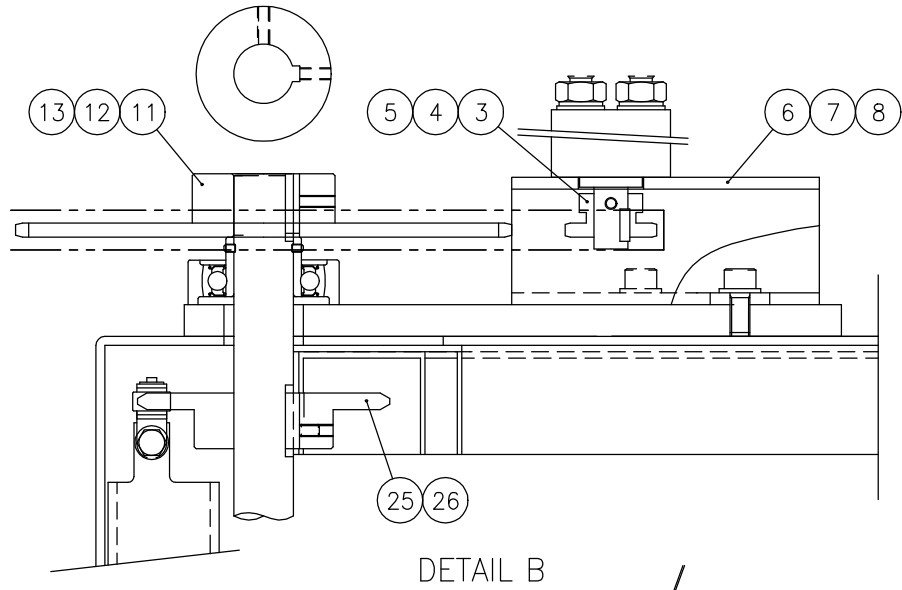
## Chip Conveyor





SECTION E-E







From Serial No.40850114 and after

Index	Parts Number	Parts Name	Drawing No.	Type(Maker)	Q'ty	Note	Rev.No.
1	10569003	Hydraulic Motor	P541008001	OMM32-151G0003 (Danfoss)	1		
2	31177967	Hex Soc Cap Screw	P330220007	M6X16	3		
3	10380078	Sprocket (A)	1350981		1		
4	10380092	Parallel Key	P436000082	5X5X16(Double Ended Round)	1		
5	74314807	Socket Set Screw	P330550026	M6X10(flat-end)	1		
6	10420081	Motor Bracket	1352776 A		1		ABS11187
7	74301628	Hex Soc Cap Screw	P330240006	M10X20	2		
8	74300512	Washer	P336000007	10(Regular Round)	2		
9	10420082	Roller Chain		DID40-72L (Daido)	1		
10	10387821	Drive Shaft	1350983 B		1		
11	10420083	Driven Sprocket (B)	1352778		1		
12	10380091	Parallel Key	P436000035	8X7X28	3		
13	74314807	Socket Set Screw	P330550026	M6X10(flat-end)	1		
14	10420084	Bearing Block (Front)	1352779		1		
15	10420085	Bearing Block (Rear)	1352780 B		1		ABS11147
16	10420086	Washer (M12)	1426647		4		ABS11147
17	74302821	Hex Soc Cap Screw	P330250008	M12X45	4		
18	10420087	Tension Block	1352781		2		

From Serial No.40850114 and after

Index	Parts Number	Parts Name	Drawing No.	Type(Maker)	Q'ty	Note	Rev.No.
19	31179225	Hex Soc Cap Screw	P330230008	M8X30	4		
20	74314515	Bolt	P330040028	M10X100(all-thread)	2		
21	74304423	Nut	P332000006	M10	2		
22	78183311	Bearing Unit	P405024011	ASFB206 (NTN)	2		
23	10380090	Socket Set Screw	P330550009	M4X6(flat-end)	4		
24	74301628	Hex Soc Cap Screw	P330240006	M10X20	4		
25	10387822	Sprocket (C)	1350985 B		2		
26	74722738	Socket Set Screw	P330590019	M6X10(cup-end)	4		
27	10420088	Bearing Bracket	1352783 B		2		ABS11280
28	31179233	Hex Soc Cap Screw	P330230007	M8X25	4		
29	10387834	Bearing Housing	1350997		2		
30	31177967	Hex Soc Cap Screw	P330220007	M6X16	6		
31	10387833	Ball Bearing	P400007014	6005DDU (NSK)	2		
32	10387836	Universal Ring	1350996		2		
33	10420089	Idler Sprocket	1350995 A		2		ABS11280
34	74722738	Socket Set Screw	P330590019	M6X10(cup-end)	4		ABS11280
35	10387831	Idler Shaft	1350992		2		
36	10387835	Parallel Key	P436000034	8X7X20	2		

From Serial No.40850114 and after

Index	Parts Number	Parts Name	Drawing No.	Type(Maker)	Q'ty	Note	Rev.No.
37	10420090	Roller Chain	7720220 A	(Daido)	2		ABS11187
38	10420091	Scraper	1352790		5		ABS11187
39	10325826	Bolt	P330030006	M8X20	6		
40	31179352	Washer	P336000006	8(Regular Round)	6		
41	74716229	Locknut	P332505005	M8(Type-2) (Fuji Seimi)	6		
42	10420092	Chain Guide R1	1352786 B		1		ABS11280
43	10420093	Chain Guide F1	1352787 B		1		ABS11280
44	10420094	Chain Guide R2	1352788 A		1		ABS11187
45	10420095	Chain Guide F2	1352789 B		1		ABS11280
46	74377108	Button Head Screw	P334500030	M8X16	8		
47	10420096	Chip Chute Bracket	1352791 D		1		ABS11280
48	11161677	Washer	1106767		4		
49	31179259	Hex Soc Cap Screw	P330230006	M8X20	4		ABS11237
50	10420097	Maintenance Plate	1352792 A		1		ABS11187
51	10379934	Truss Head Screw	P334130010	M6X8	4		ABS11237
52	10420098	Chip Chute	1352793 D		1		ABS11237
53	10380925	Bolt	P330020001	M6X8	2		ABS11237
54	10420099	Chip Box Tray	1352794 A		1		ABS11187

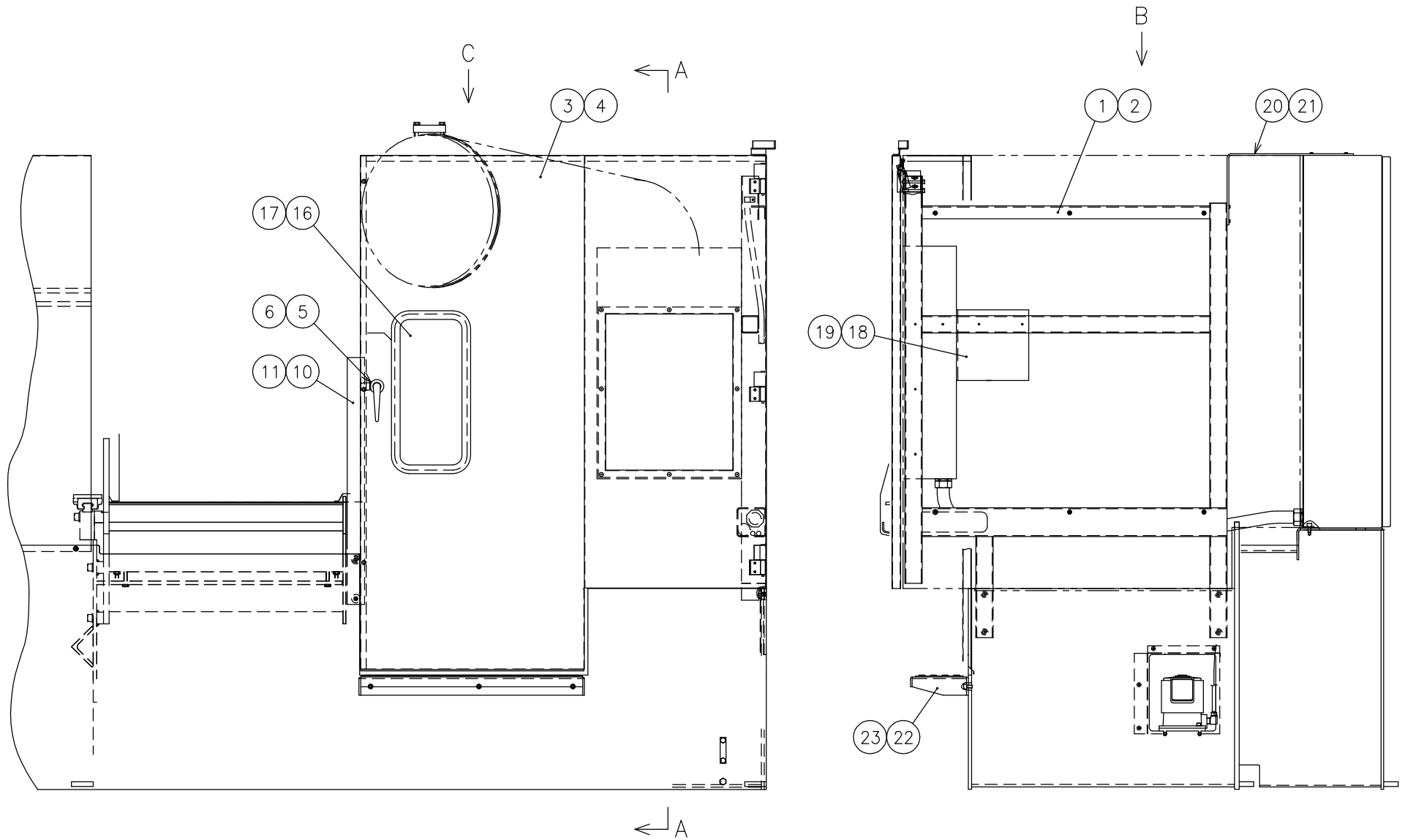
From Serial No.40850114 and after

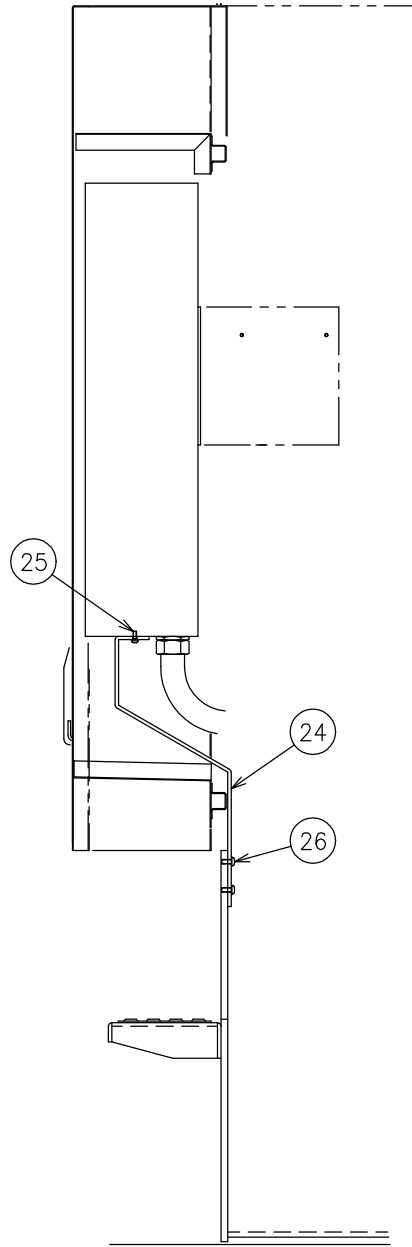
Index	Parts Number	Parts Name	Drawing No.	Type(Maker)	Q'ty	Note	Rev.No.
55	10420101	Chute Cover	1352795 B		1		ABS11280
56	10379934	Truss Head Screw	P334130010	M6X8	4		ABS11237
57	71368028	Eye Bolt	P338000001	M8	2		ABS11187
58	31179352	Washer	P336000006	8(Regular Round)	2		ABS11187
59	31179466	Spring Washer	P336050006	8	2		ABS11187
60	74300504	Nut	P332000005	M8	2		ABS11187
61	10420102	Container		A90 (Sekisui)	1		ABS11187
62	31179251	Washer	P336000005	6(Regular Round)	2		ABS11237
63	31179252	Spring Washer	P336050005	6	2		ABS11237
64	10420103	Chain Guide R3	1352798		1		ABS11280
65	10420104	Chain Guide F3	1352799		1		ABS11280

27

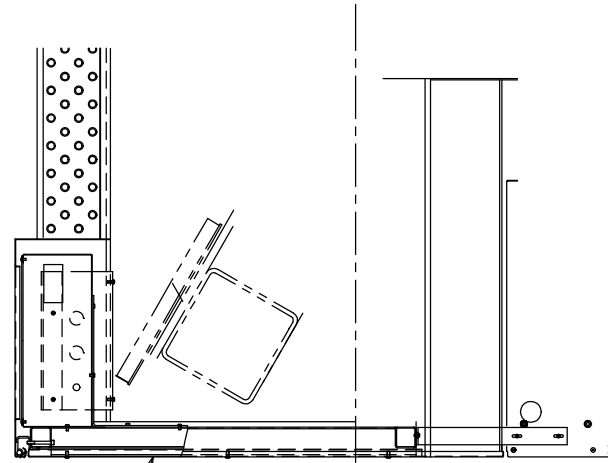
From Serial No.40850114 and after

Cover(1)



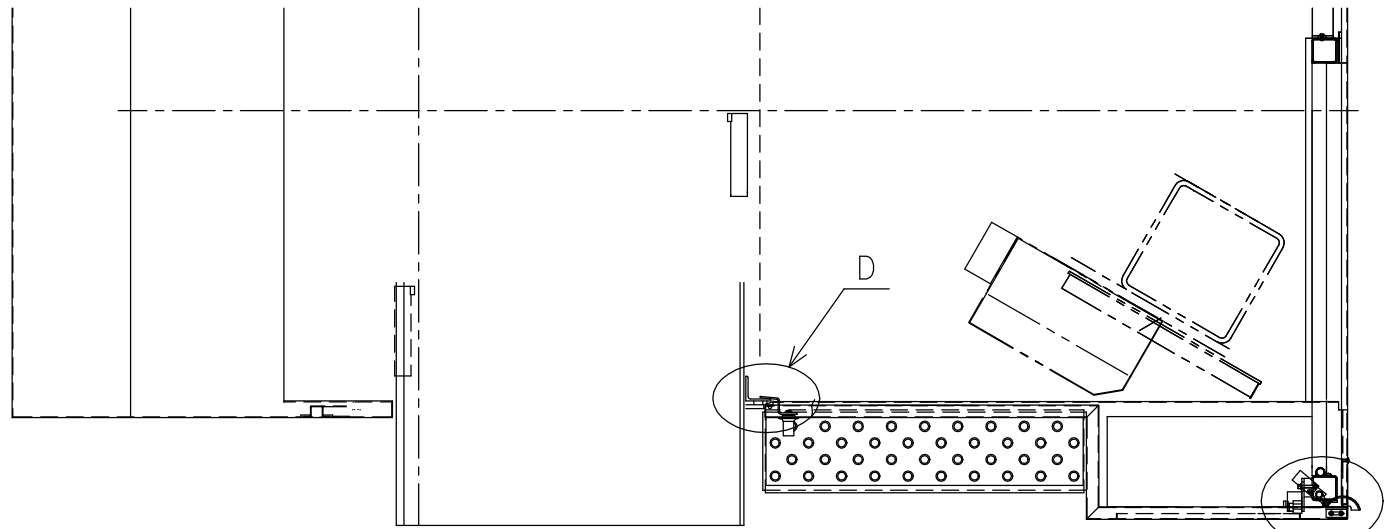


SECTION A-A



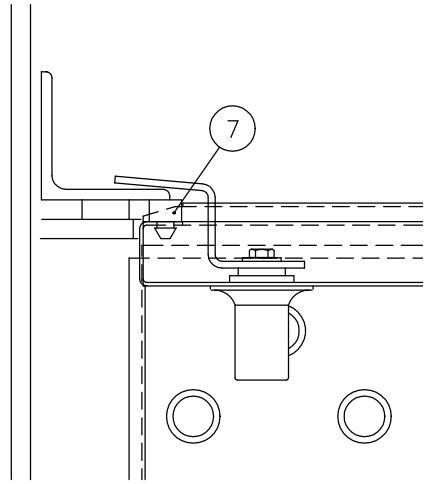
9 8

VIEW B

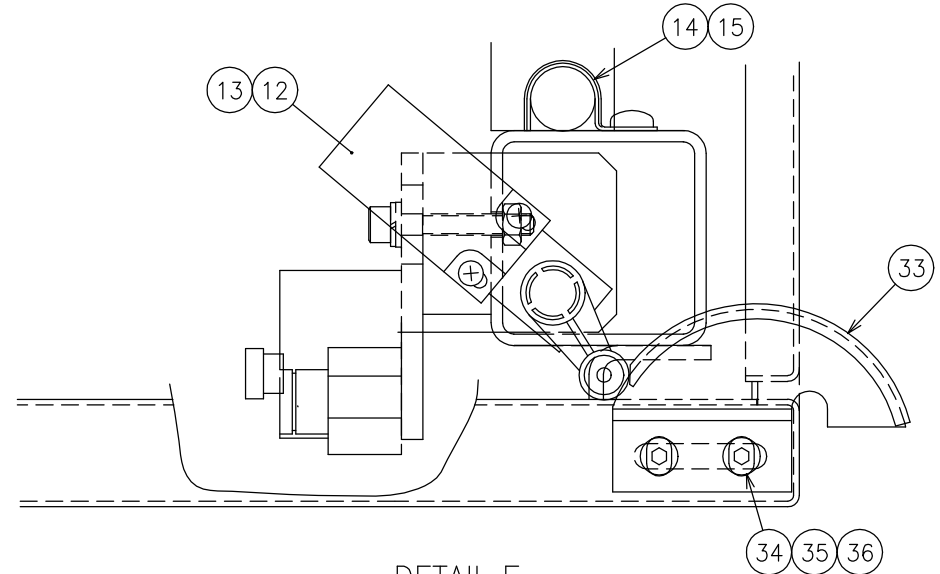
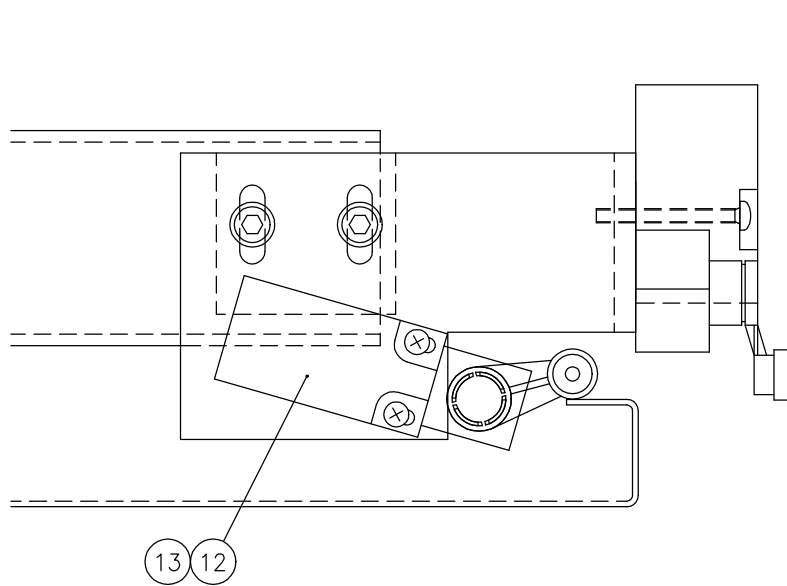
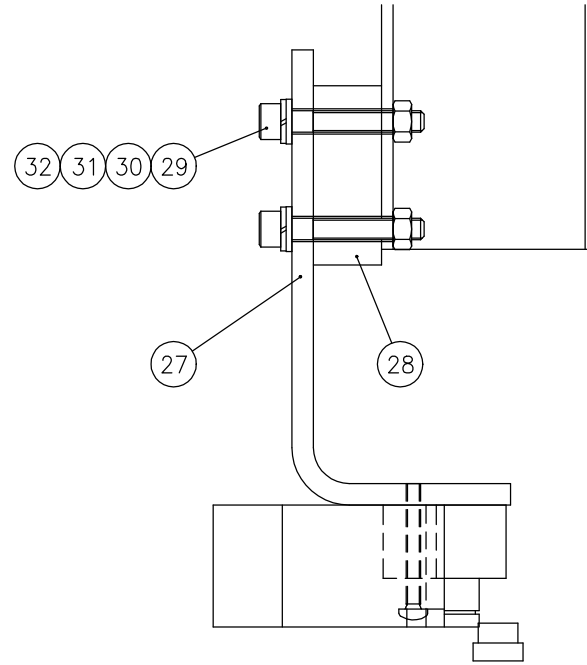


VIEW C

E



DETAIL D



DETAIL E



From Serial No.40850114 and after

Index	Parts Number	Parts Name	Drawing No.	Type(Maker)	Q'ty	Note	Rev.No.
1	10420105	Frame A	1352802 A		1		
2	74183316	Button Head Screw	P334500020	M8X20	4		
3	10420106	Front Door	1353307		1		
4	74309806	Hex Soc Cap Screw	P330230016	M8X70	6		
5	10387841	Handle For Door	P317022008	A-33-1-2 (Takigen)	1		
6	10387842	Retaining Plate	1351004 B		1		
7	52311401	Rubber Support	P229102004	C-30-CS-2 (Takigen)	2		
8	10420107	Side Cover A	1352804 A		1		
9	74700919	Button Head Screw	P334500018	M8X12	6		
10	10420108	Frame B	1352806 A		1		
11	74183316	Button Head Screw	P334500020	M8X20	1		
12	10420109	Limit Switch		AT0-11-1-I/R (Klockner)	2		
13	10379858	Pan Head Screw	P334100028	M4X40	4		
14	74307713	Saddle For Conduct	P381017003	CH-13 (Daiwa)	3		
15	74300709	Pan Head Screw	P334100055	M6X12	3		
16	10380104	Acrylic Plate	1351015 A		1		
17	10387847	Rubber		NO.519 L1600 (Hashimoto)	1		
18	10380112	Operating Box Bracket	1351021		1		

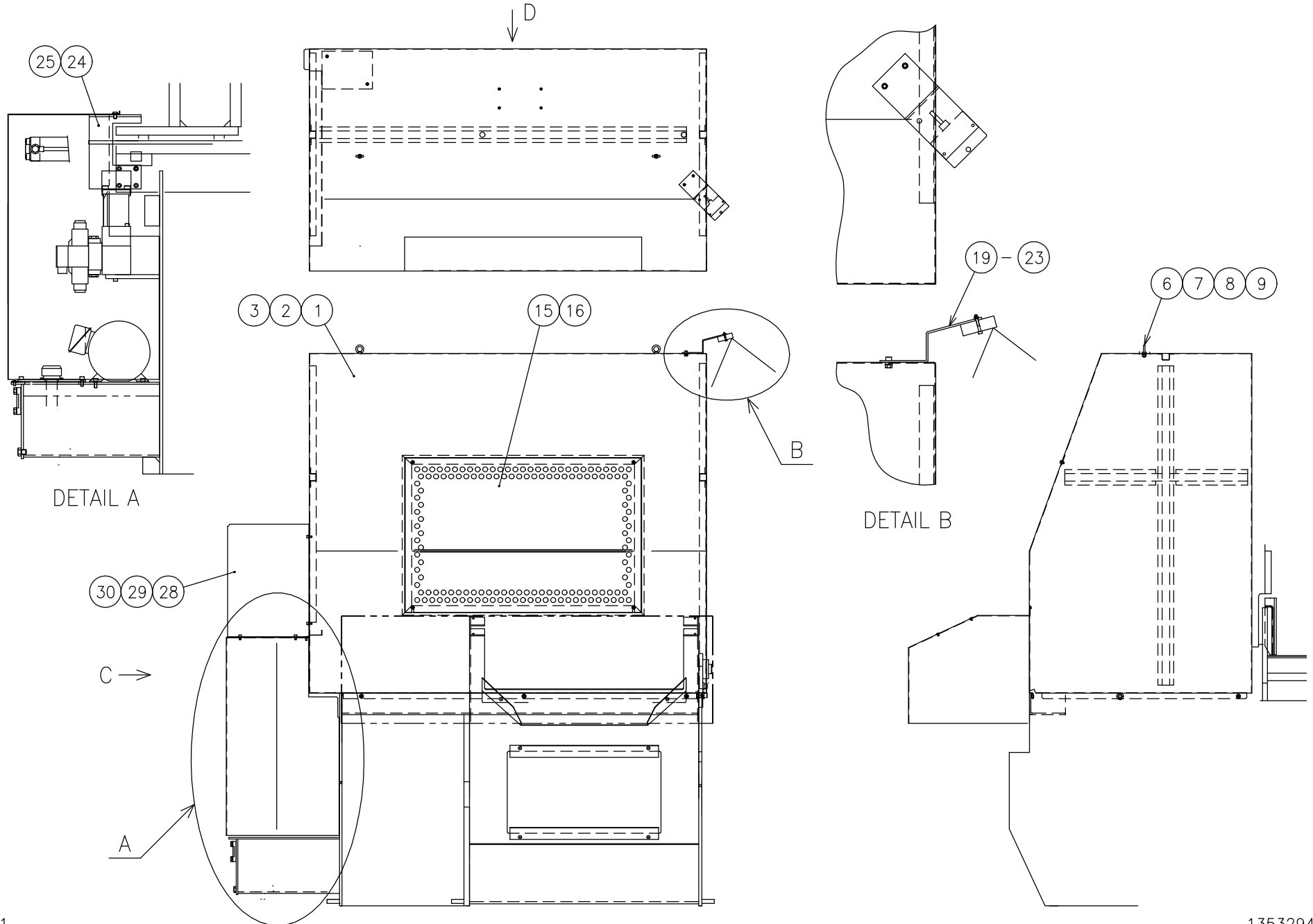
From Serial No.40850114 and after

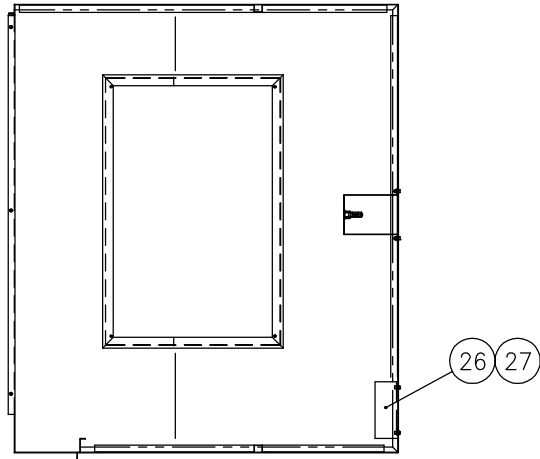
Index	Parts Number	Parts Name	Drawing No.	Type(Maker)	Q'ty	Note	Rev.No.
19	10387849	Flange Socket Bolt		M6X16	4		
20	10420110	Bracket	1352813		1		
21	74722753	Button Head Screw	P334500014	M6X12	4		
22	10420111	Step	1352807		1		
23	74301628	Hex Soc Cap Screw	P330240006	M10X20	3		
24	10420112	Operating Box Bracket 2	1352816 A		1		
25	10387849	Flange Socket Bolt		M6X16	2		
26	10420113	Flange Socket Bolt		M8X16	4		
27	10420114	Limit Switch Bracket	1353301 A		1		ABS11246
28	10420115	Bracket Block	1353302		1		
29	44446227	Hex Soc Cap Screw	P330220014	M6X40	2		
30	31179251	Washer	P336000005	6(Regular Round)	2		
31	31179252	Spring Washer	P336050005	6	2		
32	74300503	Nut	P332000004	M6	2		
33	10387848	LS Dog	1351354		1		
34	74722753	Button Head Screw	P334500014	M6X12	2		
35	31179251	Washer	P336000005	6(Regular Round)	2		
36	74300503	Nut	P332000004	M6	2		

28

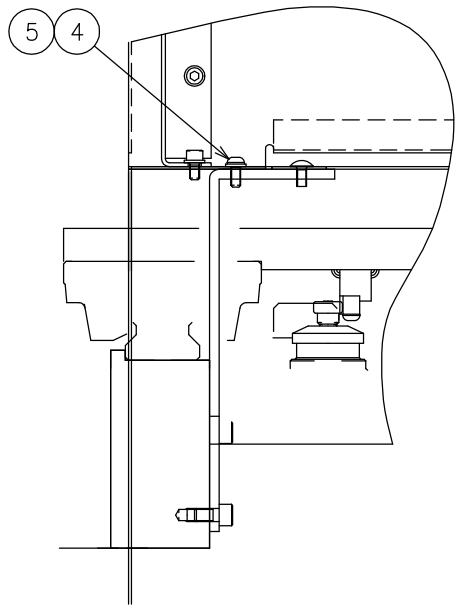
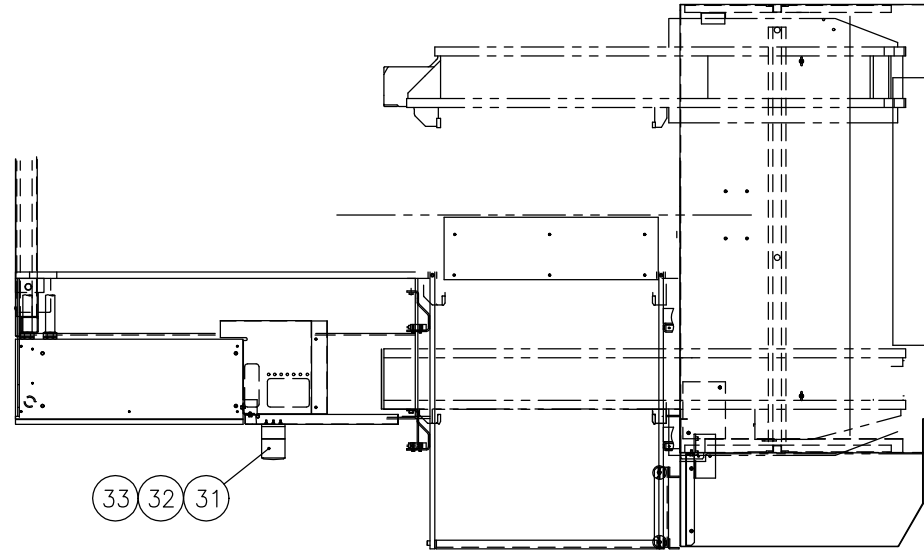
From Serial No.40850114 and after

Cover(2)

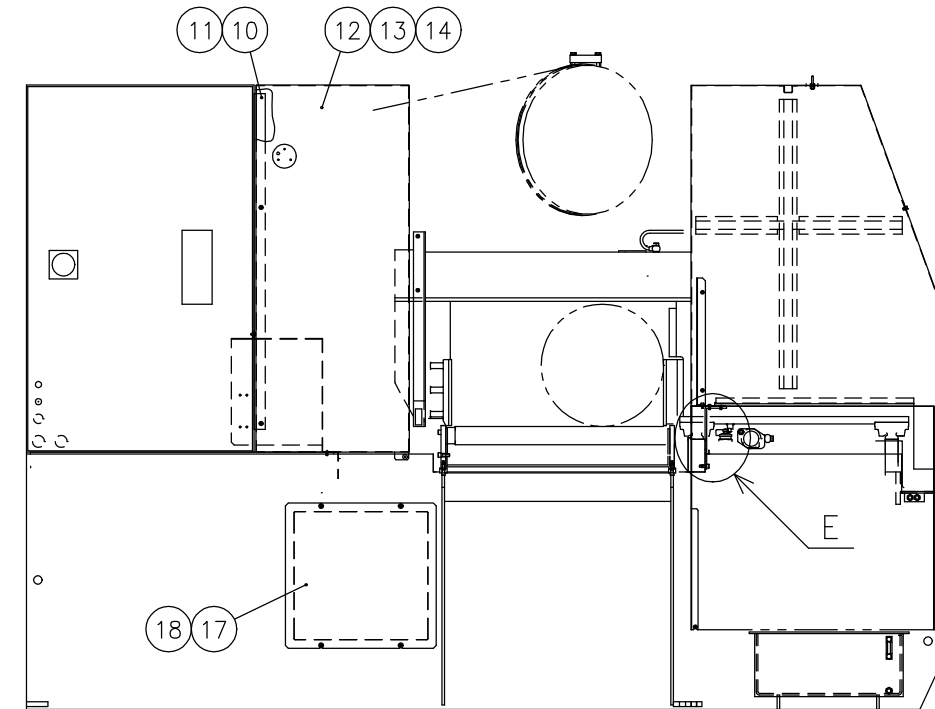




VIEW D



DETAIL E



VIEW C

From Serial No.40850114 and after

Index	Parts Number	Parts Name	Drawing No.	Type(Maker)	Q'ty	Note	Rev.No.
1	10420116	Side Cover (B)	1353297		1		
2	74183316	Button Head Screw	P334500020	M8X20	6		
3	31179352	Washer	P336000006	8(Regular Round)	6		
4	10375157	Button Head Screw	P334500039	M6X14	1		
5	31179251	Washer	P336000005	6(Regular Round)	1		
6	71368028	Eye Bolt	P338000001	M8	2		
7	31179352	Washer	P336000006	8(Regular Round)	2		
8	31179466	Spring Washer	P336050006	8	2		
9	74300504	Nut	P332000005	M8	2		
10	10380108	L Stay	1351012		1		
11	75428708	Flange Socket Bolt	P330468015	M6X10 (Nissan)	3		
12	10420117	Side Cover	1353298		1		
13	10387854	Flange Socket Bolt		M6X10	2		
14	10420118	Flange Socket Bolt		M8X10	1		
15	10420119	Side Cover (C)	1352814		1		
16	10387854	Flange Socket Bolt		M6X10	4		
17	10420120	Maintenance Cover	1352810 B		1		
18	10380026	Truss Head Screw	P334130017	M8X12	4		

From Serial No.40850114 and after

Index	Parts Number	Parts Name	Drawing No.	Type(Maker)	Q'ty	Note	Rev.No.
19	10420121	Remote Control Bracket	1352811		1		
20	31177967	Hex Soc Cap Screw	P330220007	M6X16	2		
21	74300503	Nut	P332000004	M6	2		
22	31179252	Spring Washer	P336050005	6	2		
23	31179251	Washer	P336000005	6(Regular Round)	2		
24	10420122	Cover Bracket	1352812		1		
25	31179528	Hex Soc Cap Screw	P330230005	M8X16	4		
26	74302814	Hex Soc Cap Screw	P330220005	M6X14	2		
27	74300503	Nut	P332000004	M6	2		
28	10420123	Fence	1353299		1		
29	74302814	Hex Soc Cap Screw	P330220005	M6X14	4		
30	31179251	Washer	P336000005	6(Regular Round)	4		
31	10420124	Signal Tower		PSF-24(Yellow) (Patlite)	1		
32	10420125	Mount Rubber		PZ-210 (Patlite)	1		
33	10420126	Cable Band		CV-100 (Shibakei)	2		

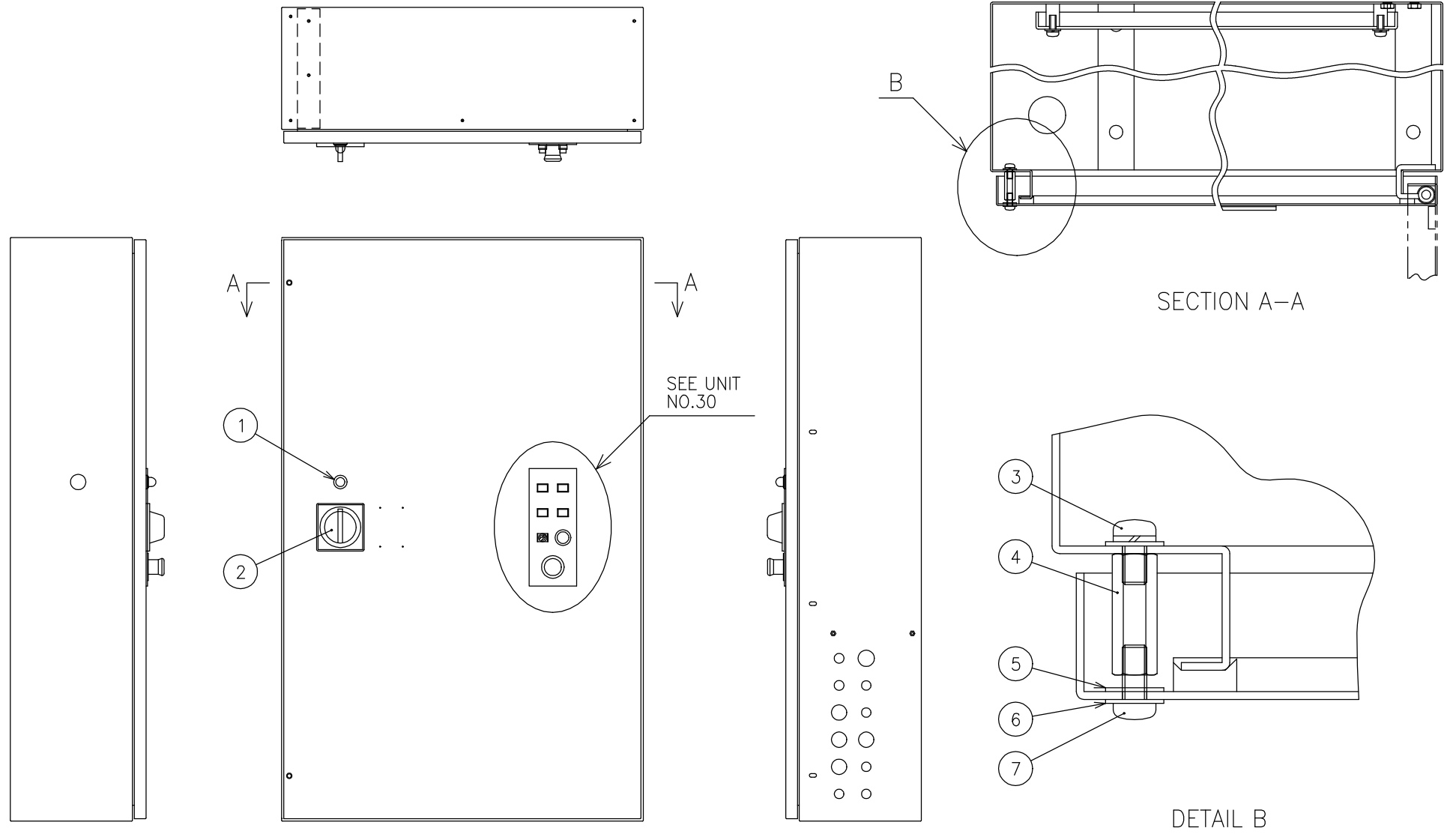




29

From Serial No.40850114 and after

Electric(1)



From Serial No.40850114 and after

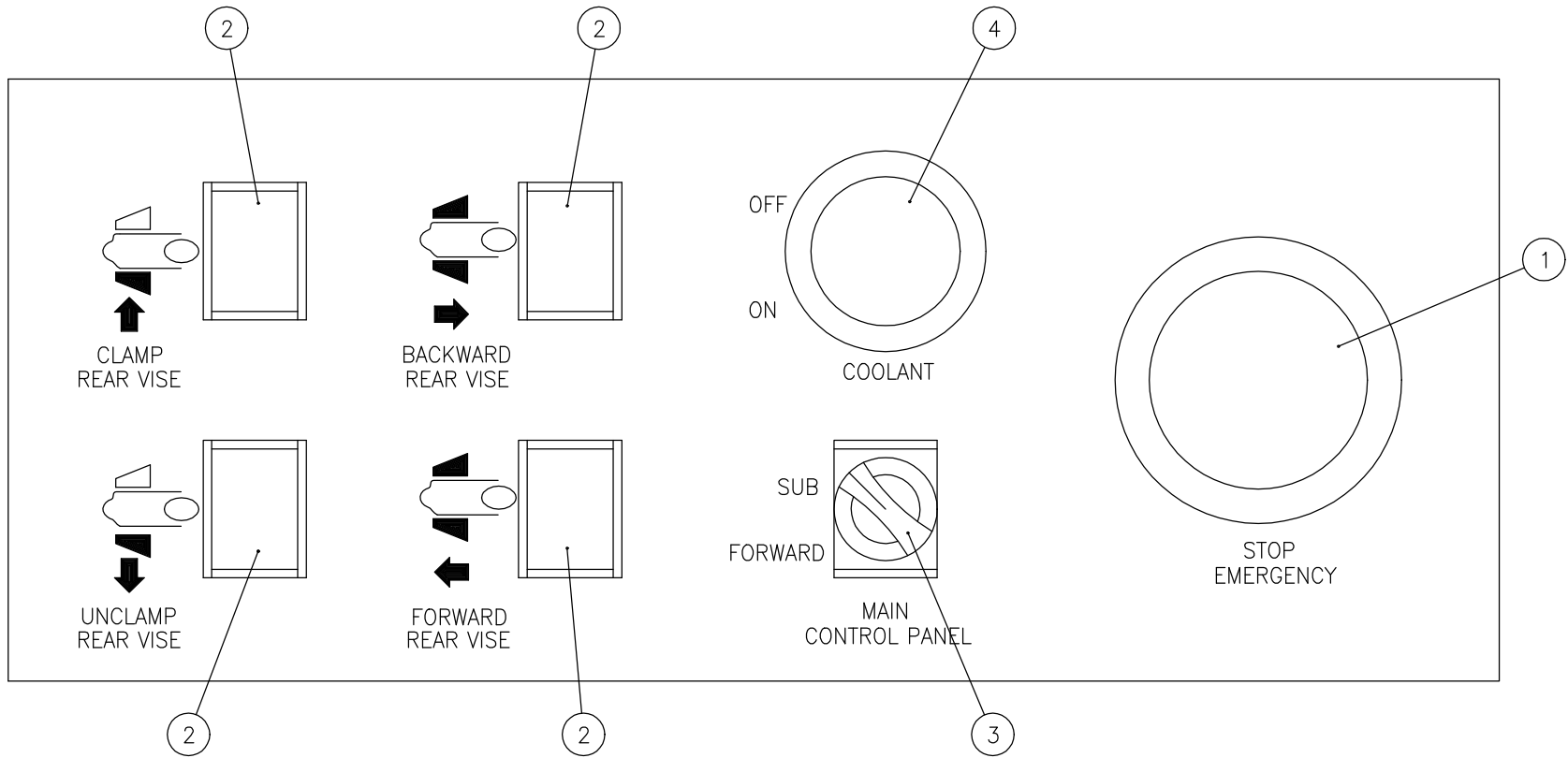
Index	Parts Number	Parts Name	Drawing No.	Type(Maker)	Q'ty	Note	Rev.No.
1	10420127	Indicator Lamp		AH30-ZMWT3 (Fuji)	1		
2	10384154	N Handle		BZ-N20B BZ-NP-1 (Fuji)	1		
3	10420128	Sems Screw		M5-10PS	2		
4	10420129	Spacer		M5 L=25	2		
5	10420130	Washer		5	2		
6	10420130	Washer		5	2		
7	10420131	Pan Head Screw		M5-12Ni	2		



30

From Serial No.40850114 and after

Electric(2)



From Serial No.40850114 and after

Index	Parts Number	Parts Name	Drawing No.	Type(Maker)	Q'ty	Note	Rev.No.
1	10420132	Push Pull Switch		RPV/K11 (Klockner)	1	SB1A	
2	10420133	Push Button Switch		AH165-TFW11 (Fuji)	4	SB6A,SB7A,SB10A,S B11A	
3	10420134	Select Switch		AH165-P2B22 (Fuji)	1	SA2	
4	10420135	Plug		OBS-13 (Izumi)	1		

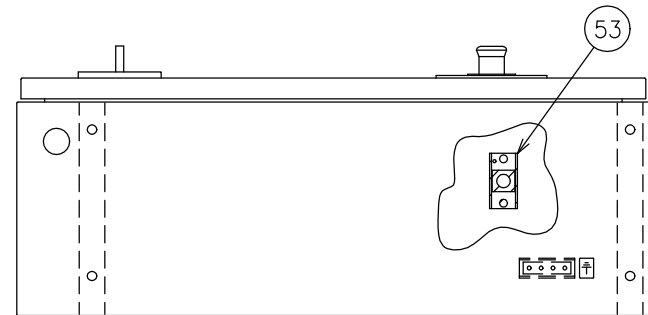
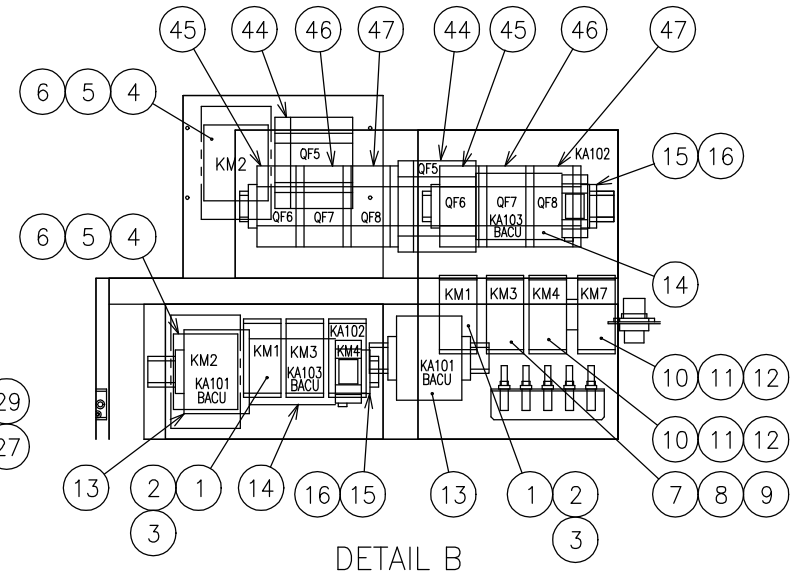
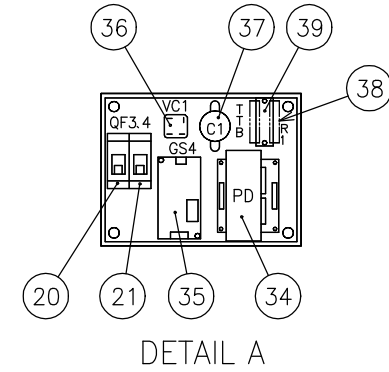
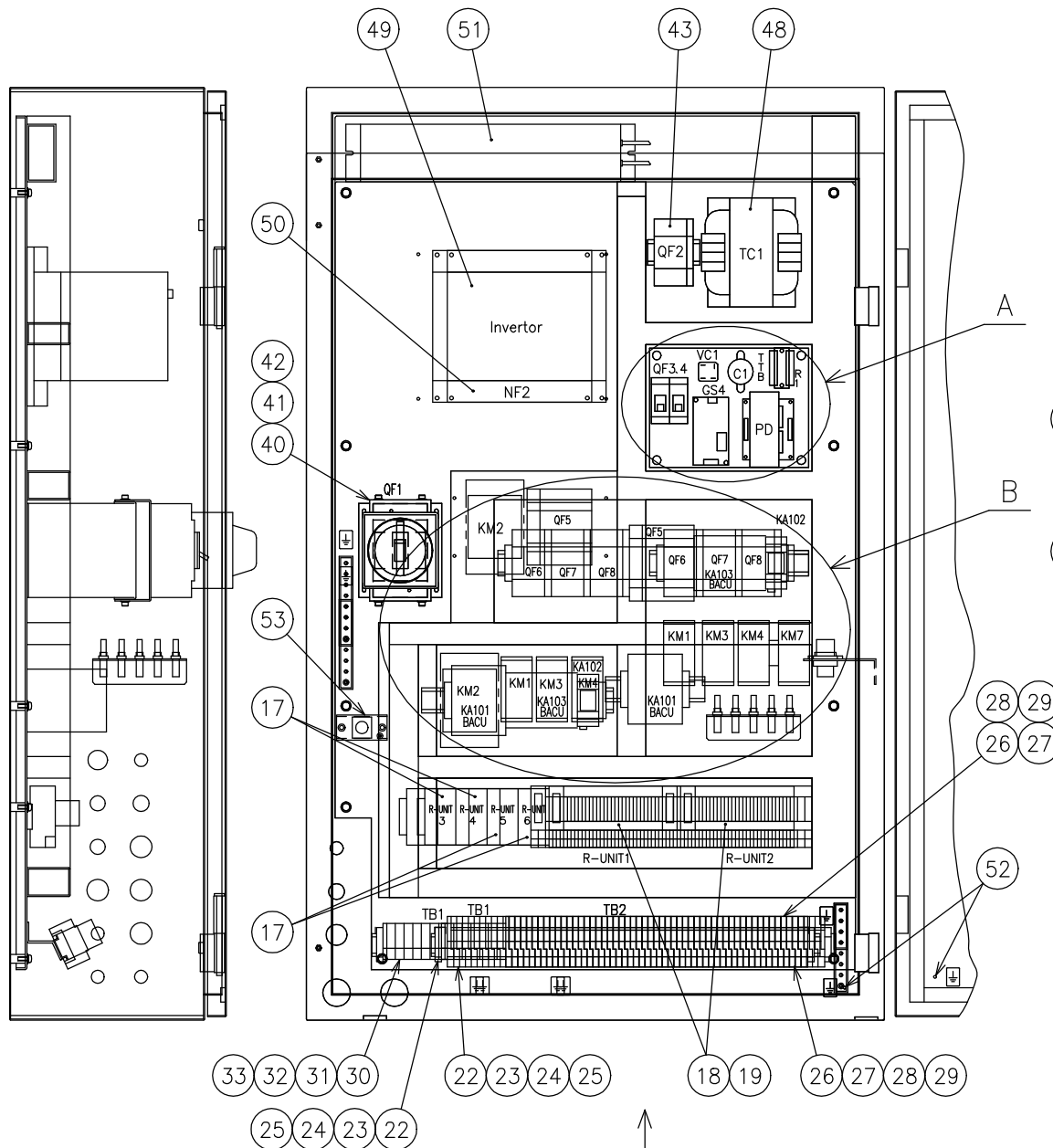




31

From Serial No.40850114 and after

Electric(3)



From Serial No.40850114 and after

Index	Parts Number	Parts Name	Drawing No.	Type(Maker)	Q'ty	Note	Rev.No.
1	10420136	Electro-Magnetic Contactor		SC-03 AC100V (Fuji)	2	KM1	
2	10418761	Coil Surge Unit		SZ-Z5 (Fuji)	2		
3	10418762	Cover		SZ-JC1 (Fuji)	2		
4	10420137	Electro-Magnetic Contactor		SC-1N AC100V (Fuji)	2	KM2	
5	10418764	Coil Surge Unit		SZ-Z15 (Fuji)	2		
6	10418765	Cover		SZ-1N/T (Fuji)	2		
7	10420136	Electro-Magnetic Contactor		SC-03 AC100V (Fuji)	2	KM3	
8	10418761	Coil Surge Unit		SZ-Z5 (Fuji)	2		
9	10418762	Cover		SZ-JC1 (Fuji)	2		
10	10420138	Electro-Magnetic Contactor		SC-03RM AC100V (Fuji)	2	KM4,KM7	
11	10418761	Coil Surge Unit		SZ-Z5 (Fuji)	4		
12	10418762	Cover		SZ-JC1 (Fuji)	4		
13	10420139	Emergency Stop Unit		3TK2804-0BB41 (Fuji)	2	KA101	
14	10420140	Emergency Stop Unit		3TK2802-0DB4 (Fuji)	1	KA103	
15	10420141	Relay		MY4N-D2 DC24V (OMRON)	1	KA102	
16	10420142	Stay		PYF14A-E PYC-A1 (OMRON)	1		
17	10420143	Terminal Relay		G6B-4BND DC24V (OMRON)	4	R-UNIT3-6	
18	10420144	Relay Unit		G7TC-0C16 DC24V (OMRON)	2	R-UNIT1,2	

From Serial No.40850114 and after

Index	Parts Number	Parts Name	Drawing No.	Type(Maker)	Q'ty	Note	Rev.No.
19	10420145	Short Circuit		PS10-20S (Yoshida)	1		
20	10420146	Circuit Protector		NRC110L-5A,AD(DC) (Izumi)	1	QF3	
21	10420147	Circuit Protector		NRC110L-15A,AD(DC) (Izumi)	1	QF4	
22	10420148	Terminal Board		BN30W(7P) (Izumi)	7	TB1	
23	10420149	End Plate		BNE30W (Izumi)	2		
24	10420150	Terminal Cover		BNC230 (Izumi)	1		
25	10420151	Bracket		BNJ56 (Izumi)	1		
26	10420152	Terminal Board		BNDH15W(64PX2=128P) (Izumi)	64	TB2	
27	10420153	End Plate		BNDE15W (Izumi)	2		
28	10420150	Terminal Cover		BNC230 (Izumi)	1		
29	10420154	Bracket		BNJ26W (Izumi)	5		
30	36382685	Stay		BNL6 (Izumi)	2		
31	10420155	Mark Sheet		BNM7 (Izumi)	1		
32	10420156	Rail		PFP-100N (OMRON)	1		
33	10418737	Rail Stay		S-2 (Kameda)	3		
34	10420157	Pulse Motor Driver		PMM-BD-5702 (Sanyo)	1	PD	
35	10420158	Power Supply		LCA10S-5 (Kosel)	1	GS4	
36	36382581	Diode Bridge		S15VB20 (Shindengen)	1	VC1	

From Serial No.40850114 and after

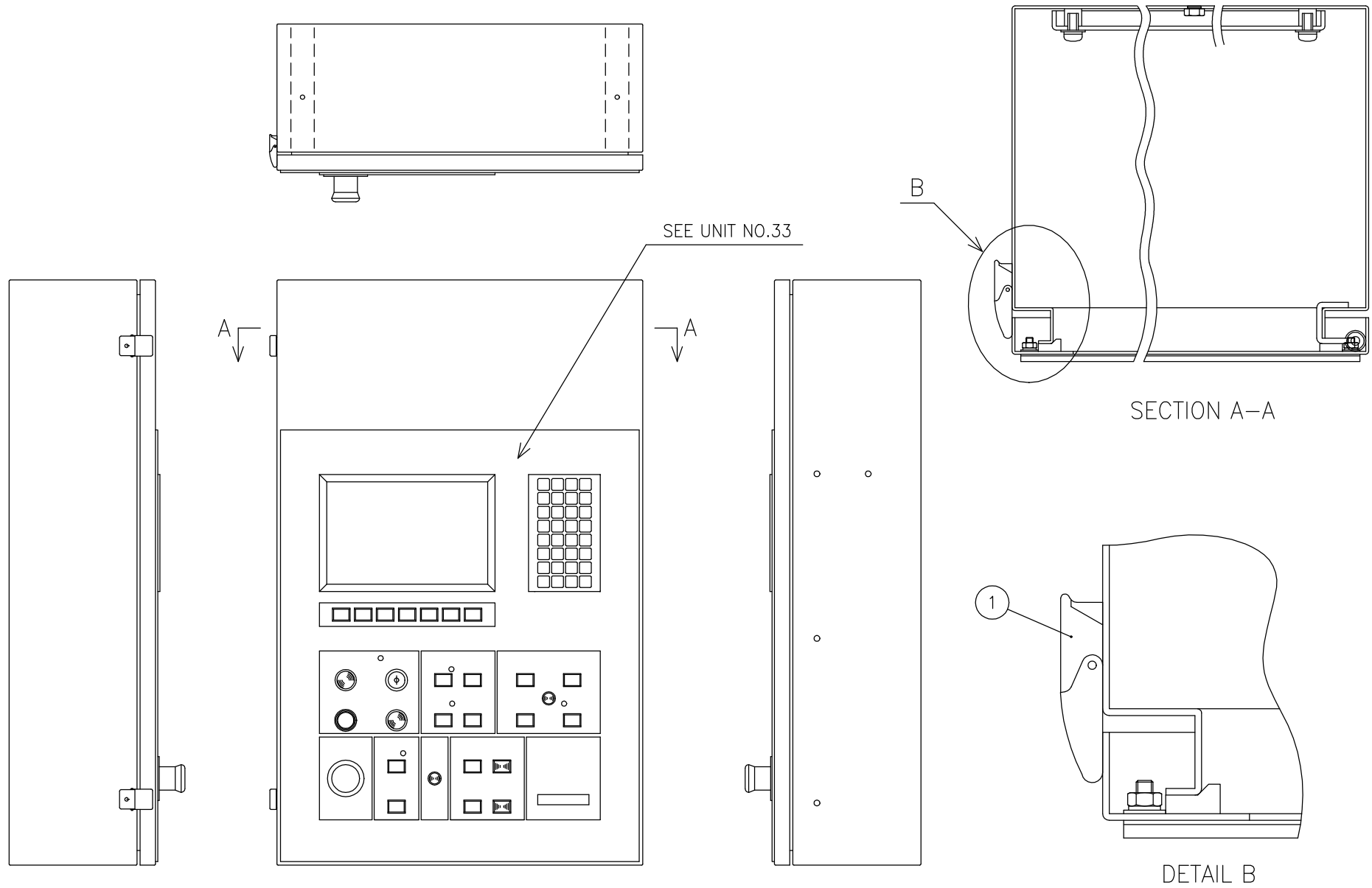
Index	Parts Number	Parts Name	Drawing No.	Type(Maker)	Q'ty	Note	Rev.No.
37	10420159	Condenser		SM50LASN10000 (CHEMI-CON)	1	C1	
38	10420160	Resistor		2W 5K ohm (KOA)	1	R1	
39	10420161	Junction Terminal Board		CH-7 (Morimatsu)	1	TTB	
40	10420162	Breaker		SA53B/40A (Fuji)	1	QF1	
41	10420163	N Handle		BZ-N20B:BZ-NP-1 (Fuji)	1		
42	10418759	Terminal Cover		BZ-TS20B-3 (Fuji)	4		
43	10420164	Circuit Protector		PKZMO-2.5A+NHi11 (Mura)	1	QF2	
44	10420165	Breaker		PKZ2/ZM-25+NHi11 (Mura)	2	QF5	
45	10420166	Breaker		PKZMO-4+NHi11 (Mura)	2	QF6	
46	10420167	Breaker		PKZMO-0.63+NHi11 (Mura)	2	QF7	
47	10420168	Breaker		PKZMO-0.25+NHi11 (Mura)	2	QF8	
48	10420169	Transformer		STZ0.8/D02461B (Mura)	1	TC1	
49	10420170	Inverter		FR-E540-5.5K,7.5K (Mitsubishi)	1	INV	
50	10420171	Noise Filter		FR-E5NF-H7.5K (Mitsubishi)	1	NF2	
51	10420172	Brake Resistance		FR-ABR-H7.5K (Mitsubishi)	1	BR	
52	10420173	Earth Plate E		For Earth	2		
53	10420174	Clamp Stay		DPVVS	2		



32

From Serial No.40850114 and after

Electric(4)





From Serial No.40850114 and after

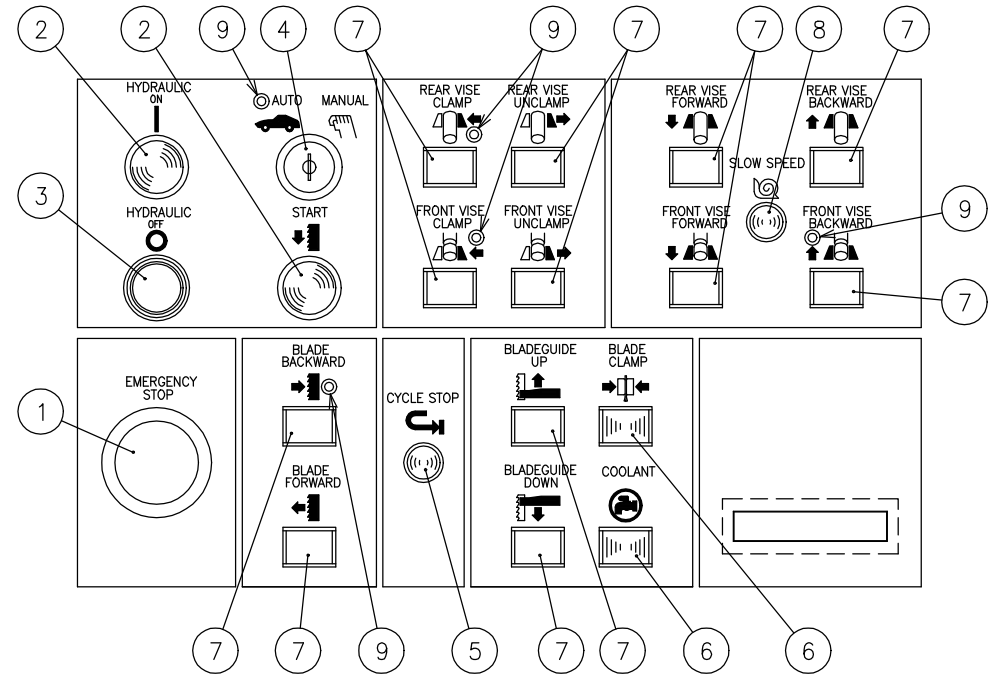
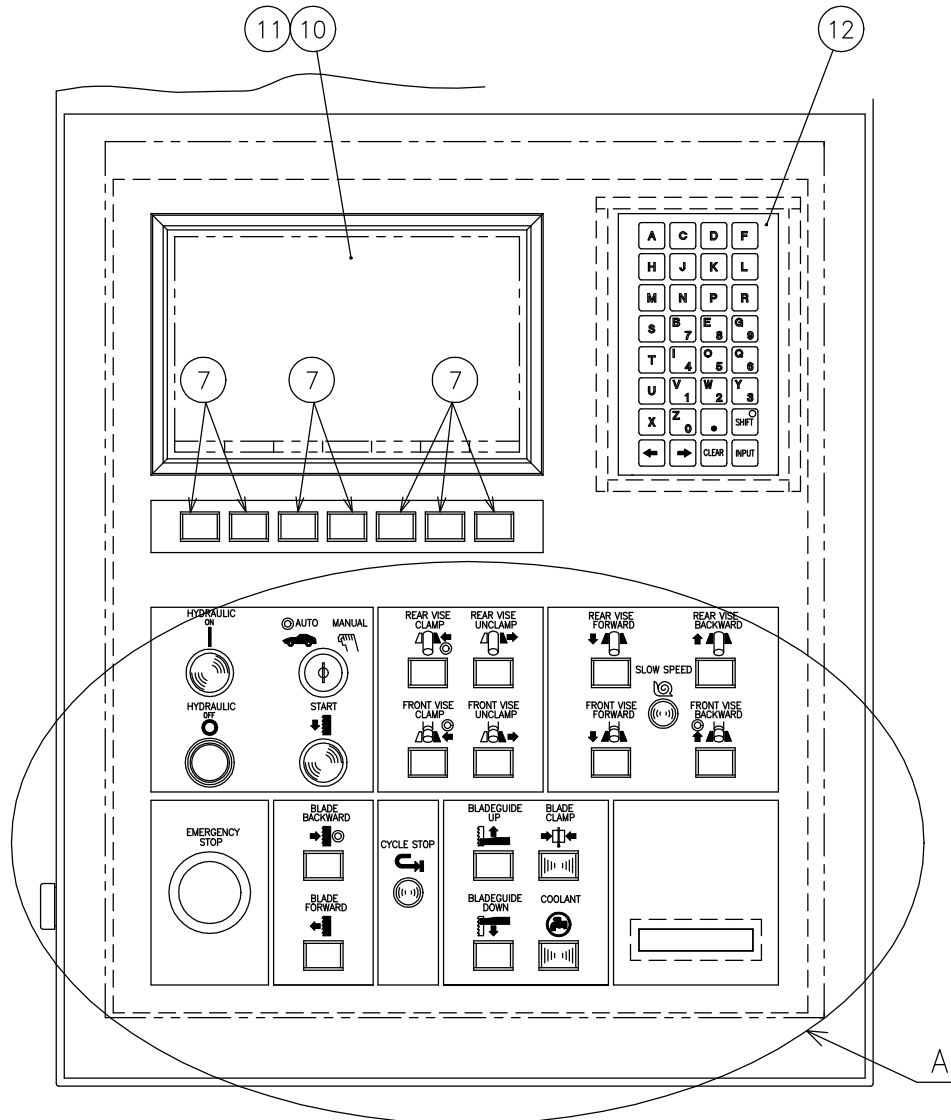
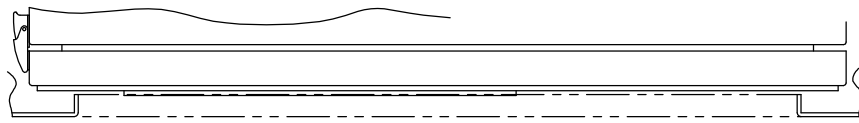
Index	Parts Number	Parts Name	Drawing No.	Type(Maker)	Q'ty	Note	Rev.No.
1	10420175	Stainless Hinge		C-1083 (Takigen)	2		



33

From Serial No.40850114 and after

Electric(5)



DETAIL A

From Serial No.40850114 and after

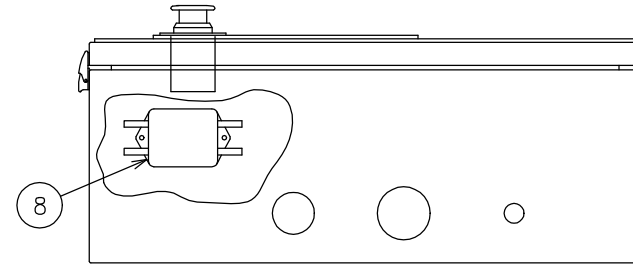
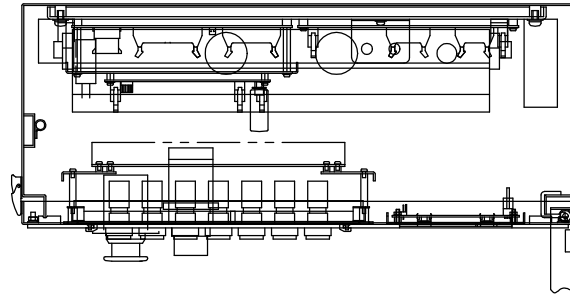
Index	Parts Number	Parts Name	Drawing No.	Type(Maker)	Q'ty	Note	Rev.No.
1	10420176	Push Pull Switch		RPV/K11 (Klockner)	1	SB1	
2	10420177	Push Button Switch		AR22G4L-22E3G (Fuji)	2	SB2(HL6),SB3(HL7)	
3	10420178	Push Button Switch		AR22EOR-11R (Fuji)	1	SB31	
4	10420179	Key Select Switch		AR22JR-1E20A (Fuji)	1	SA1	
5	10420180	Push Button Switch		AH165-LG11E3 (Fuji)	1	SB4(HL8)	
6	10420181	Push Button Switch		AH165-TLG11E3 (Fuji)	2	SB5(HL9),SB15(HL11)	
7	10418728	Push Button Switch		AH165-TFW11 (Fuji)	19	SB6-13,18-21,24-30	
8	10420182	Push Button Switch		AH165-L5G11E3 (Fuji)	1	SB14(HL10)	
9	10420183	LED		DOH-6TS-G (Itazume)	5	HL1-5	
10	10420184	Plasma Display		FPF8050HRUJ-001 (Fujitsu)	1	PDP	
11	10420185	Interface Board		TE-21957	1		
12	10388195	Sheet Switch Assy		For CTB400(700W)EU	1		



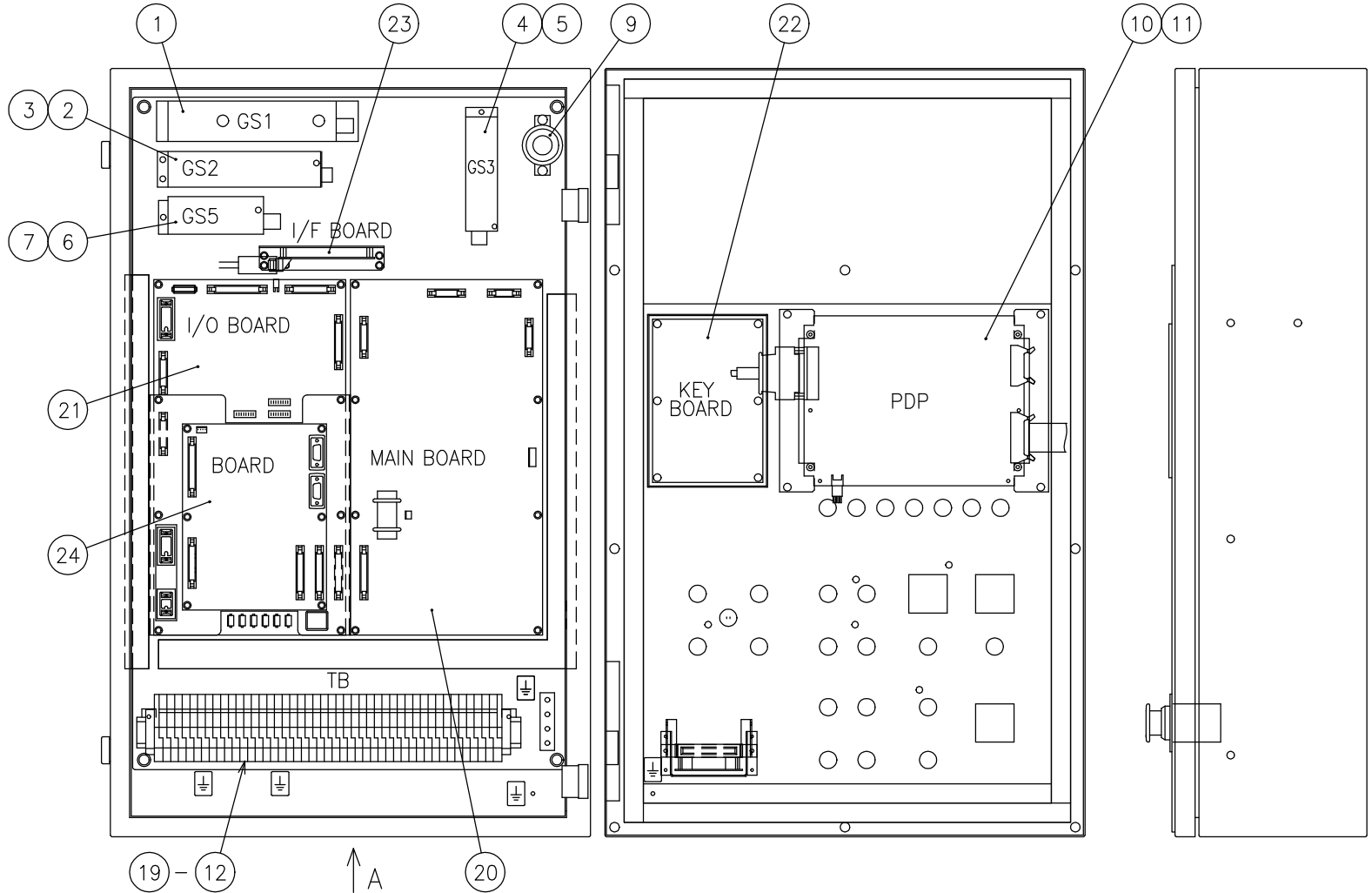
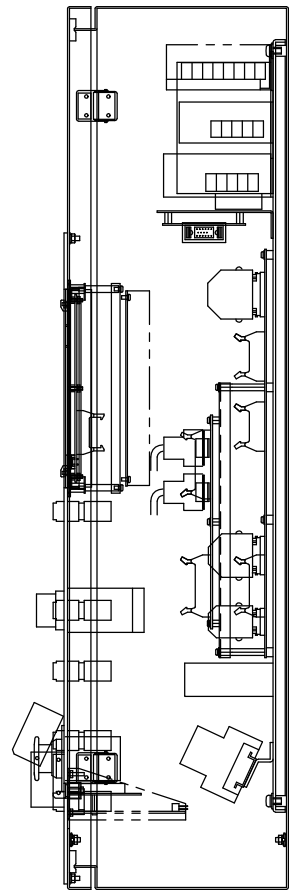
34

From Serial No.40850114 and after

Electric(6)



VIEW A





From Serial No.40850114 and after

Index	Parts Number	Parts Name	Drawing No.	Type(Maker)	Q'ty	Note	Rev.No.
1	10420186	Power Supply		HKT75-5FF(+5V3A +-15V) (Densei Ram)	1	GS1	
2	10420187	Power Supply		PAA50F-24 (Kosel)	1	GS2	
3	10420188	Bracket		F-K50-1 (Kosel)	1		
4	10420189	Power Supply		R50A-12 (Kosel)	1	GS3	
5	10420190	Bracket		F-R50-1	1		
6	10420191	Power Supply		P15-12 (Kosel)	1	GS5	
7	10420192	Bracket		F-K15-1 (Kosel)	1		
8	10420193	Noise Filter		MAS-1210-33 (Densei Ram)	1	NF1	
9	10420194	Buzzer		EB1112 (Matsushita)	1	HA1	
10	10420184	Plasma Display		FPF8050HRUJ-001 (Fujitsu)	1	PDP	
11	10420185	Interface Board		TE-21957	1		
12	10420195	Terminal Block		BNDH15W(46PX2=92P) (Izumi)	46	TB	
13	36382685	Stay		BNL6 (Izumi)	2		
14	10420153	End Plate		BNDE15W (Izumi)	2		
15	10420150	Terminal Cover		BNC230 (Izumi)	1		
16	10420155	Mark Sheet		BNM7 (Izumi)	1		
17	10420154	Bracket		BNJ26W (Izumi)	4		
18	10420156	Rail		PFP-100N (OMRON)	1		

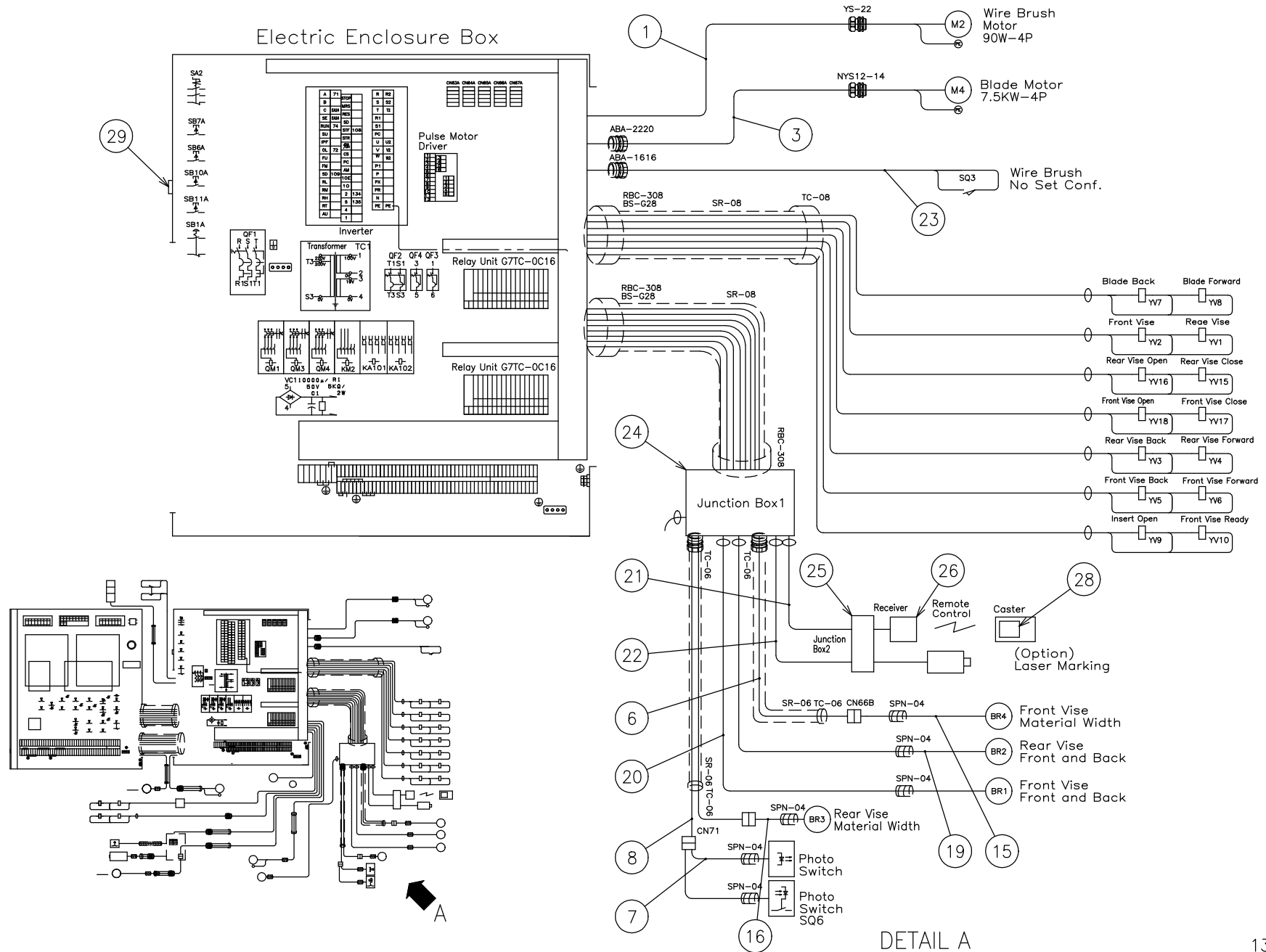
From Serial No.40850114 and after

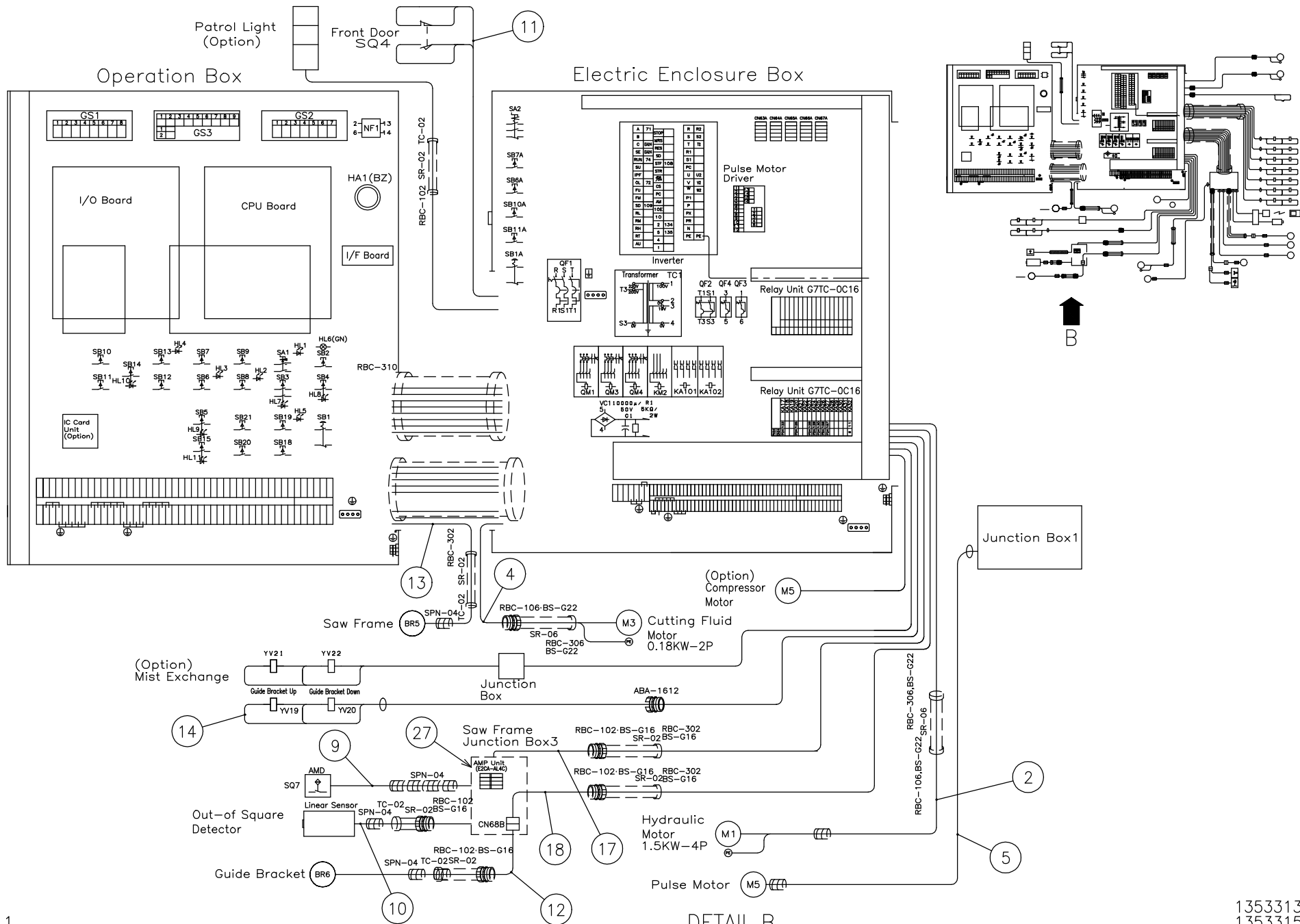
Index	Parts Number	Parts Name	Drawing No.	Type(Maker)	Q'ty	Note	Rev.No.
19	10420196	Terminal Block Setting		S-2M (Kameda)	2		
20	10420197	Main Board		N20050-BSCPU-000(M02010568) (Amada)	1		
21	10420198	I/O Board		N20060-BSIO-000(M02010569) (Koyo)	1		
22	10420199	Key Board		N20070-BSKEY-000(M02010570) (Koyo)	1		
23	10420201	I/F BOARD		N20090-BSIF-000(M02010607) (Koyo)	1		
24	10420202	Extend I/O Board		N20-BSEXP-000(M02010713) (Koyo)	1		

35

From Serial No.40850114 and after

Electric(7)





From Serial No.40850114 and after

Index	Parts Number	Parts Name	Drawing No.	Type(Maker)	Q'ty	Note	Rev.No.
1	10420203	Cable BS-01	135332001		1		
2	10420204	Cable BS-02	135332002		1		
3	10420205	Cable BS-03	135332003		1		
4	10420206	Cable BS-04	135332004		1		
5	10420207	Cable BS-08	135332008		1		
6	10420208	Cable BS-09	135332009		1		
7	10420209	Cable BS-10	135332010		1		
8	10420210	Cable BS-11	135332011		1		
9	10420211	Cable BS-12	135332012		1		
10	10420212	Cable BS-13	135332013		1		
11	10420213	Cable BS-16	135332016		1		
12	10420214	Cable BS-17	135332017		1		
13	10420215	Cable BS-24	135332024		1		
14	10420216	Cable BS-35	135332035		1		
15	10420217	Cable BS-44	135332044		1		
16	10420218	Cable BS-45	135332045		1		
17	10420219	Cable BS-48	135332048		1		
18	10420220	Cable BS-49	135332049		1		

From Serial No.40850114 and after

Index	Parts Number	Parts Name	Drawing No.	Type(Maker)	Q'ty	Note	Rev.No.
19	10420221	Cable BS-50	135332050		1		
20	10420222	Cable BS-51	135332051		1		
21	10420223	Cable BS-58	135332058		1		
22	10420224	Cable BS-59	135332059A		1		ABS11277
23	10420225	Cable BS-64	135332064		1		
24	10420226	Junction Box 1	135332065		1		
25	10420227	Junction Box 2	135332066		1		
26	10420228	Cable BS-67	135332067A		1		ABS11277
27	10420229	Junction Box 3	135332070		1		
28	10420230	Remote Control Face Sheet	7720267	(Hokuyo)	1		ABS11277
29	10420231	Connector		YL-25	1		



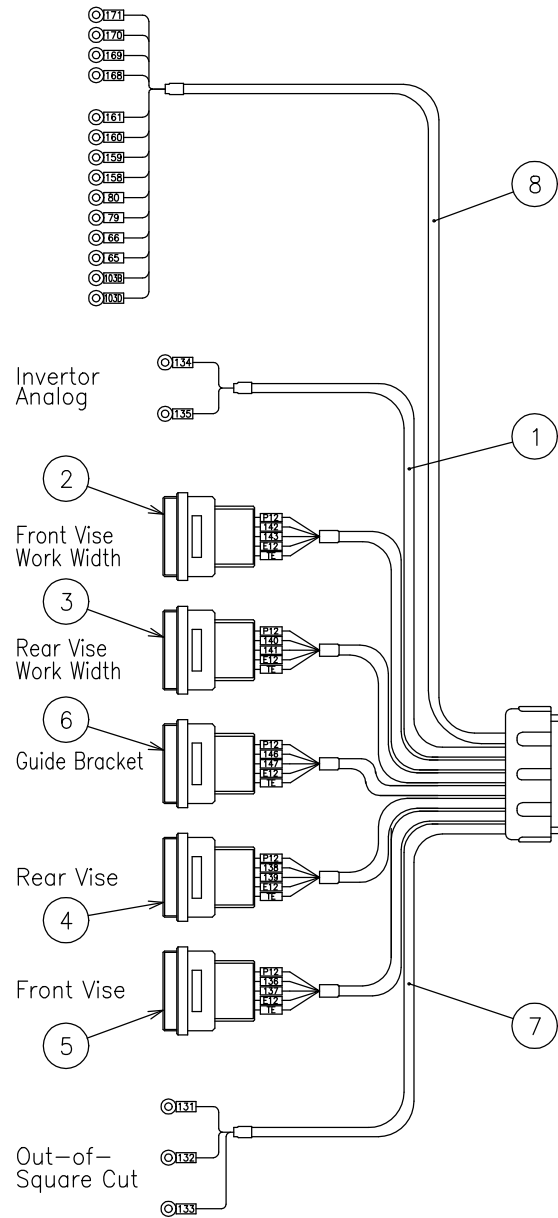


36

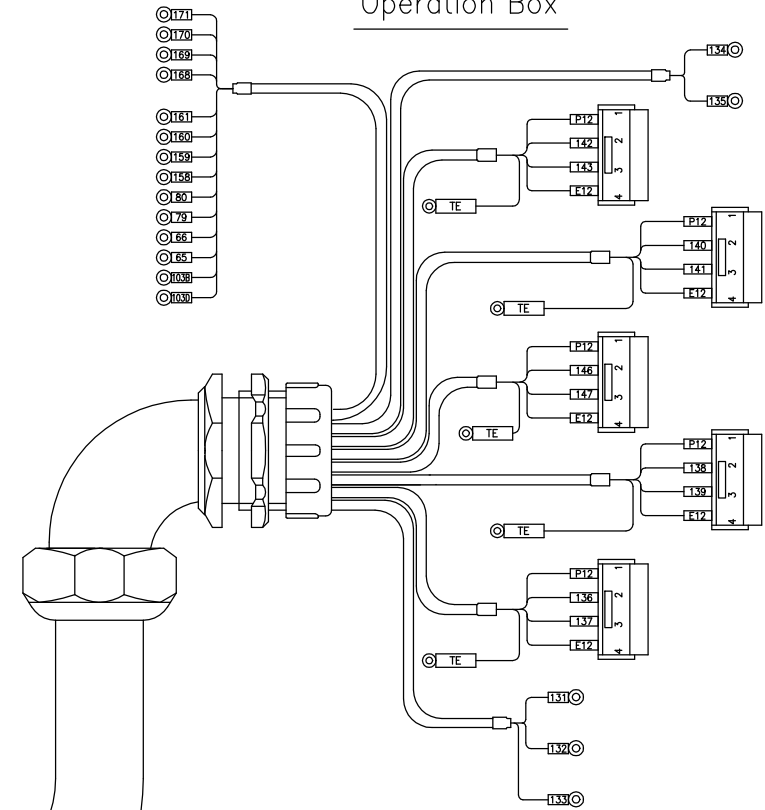
From Serial No.40850114 and after

Electric(8)

Electric Enclosure Box



Operation Box



From Serial No.40850114 and after

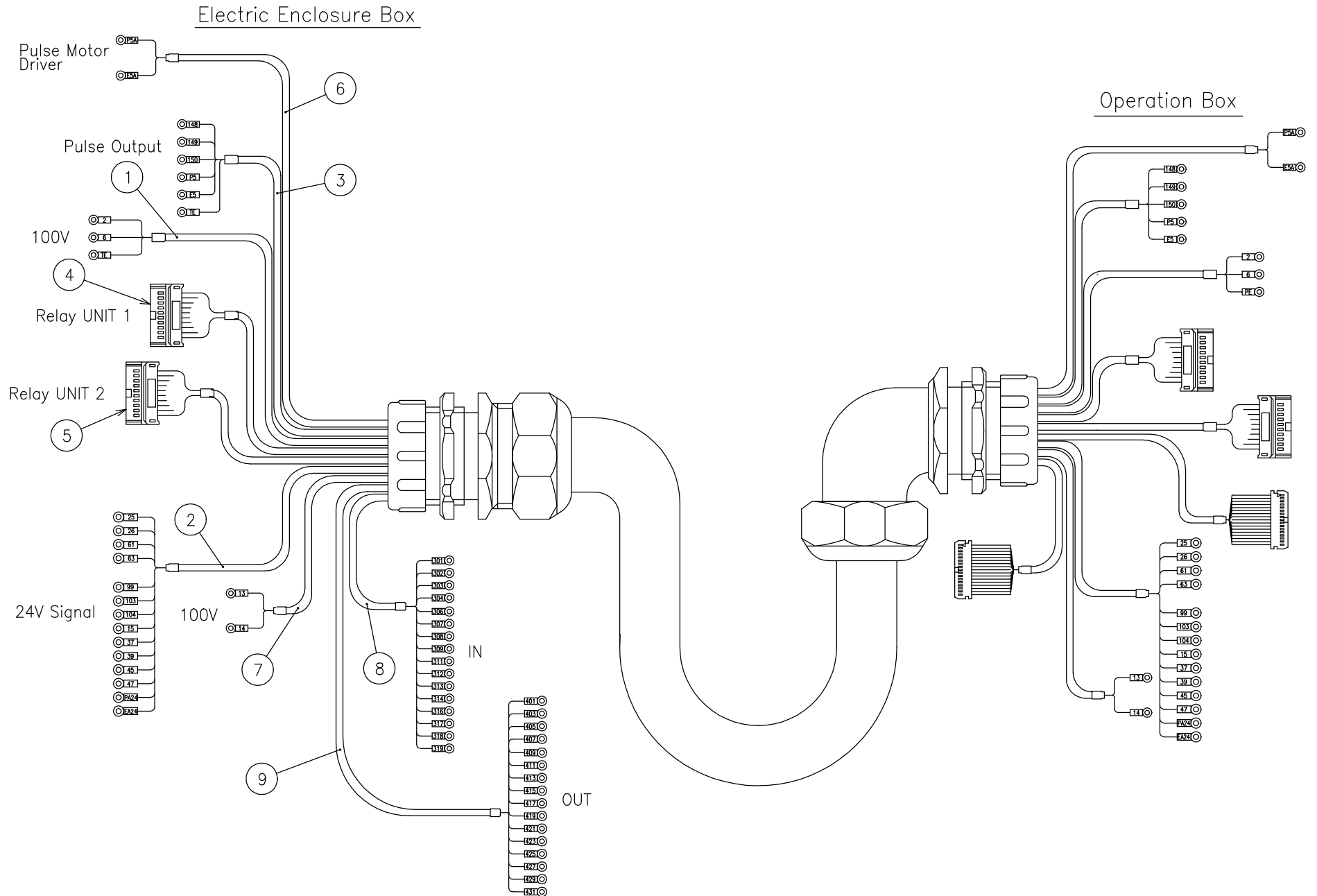
Index	Parts Number	Parts Name	Drawing No.	Type(Maker)	Q'ty	Note	Rev.No.
1	10420232	Cable BS-34	135332034		1		
2	10420233	Cable BS-36	135332036		1		
3	10420234	Cable BS-37	135332037		1		
4	10420235	Cable BS-38	135332038		1		
5	10420236	Cable BS-39	135332039		1		
6	10420237	Cable BS-40	135332040		1		
7	10420238	Cable BS-41	135332041		1		
8	10420239	Cable BS-53	135332053		1		



37

From Serial No.40850114 and after

Electric(9)



From Serial No.40850114 and after

Index	Parts Number	Parts Name	Drawing No.	Type(Maker)	Q'ty	Note	Rev.No.
1	10420240	Cable BS-05 PE&100V	135332005		1		
2	10420241	Cable BS-06	135332006		1		
3	10420242	Cable BS-07	135332007		1		
4	10420243	Cable BS-19	135332019		1		
5	10420244	Cable BS-20	135332020		1		
6	10420245	Cable BS-47	135332047		1		
7	10420246	Cable BS-52100V	135332052		1		
8	10420247	Additional IN	135332068		1		
9	10420248	Additional OUT	135332069		1		

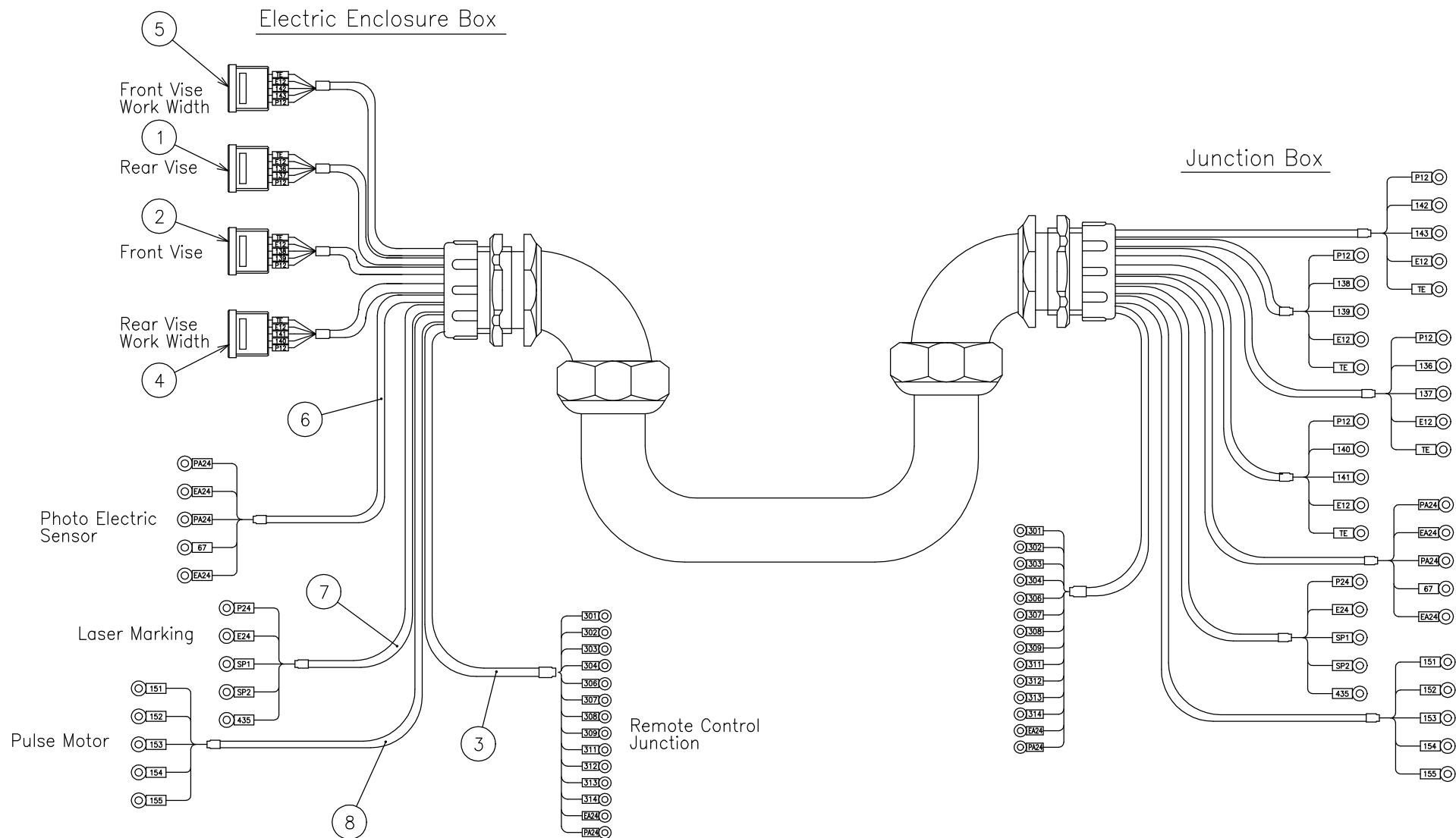




38

From Serial No.40850114 and after

Electric(10)



From Serial No.40850114 and after

Index	Parts Number	Parts Name	Drawing No.	Type(Maker)	Q'ty	Note	Rev.No.
1	10420249	Cable BS-21	135332021		1		
2	10420250	Cable BS-23	135332023		1		
3	10420251	Cable BS-46	135332046		1		
4	10420252	Cable BS-54	135332054		1		
5	10420253	Cable BS-55	135332055		1		
6	10420254	Cable BS-56	135332056		1		
7	10420255	Cable BS-57	135332057		1		
8	10420256	Cable BS-63	135332063A		1		ABS11277

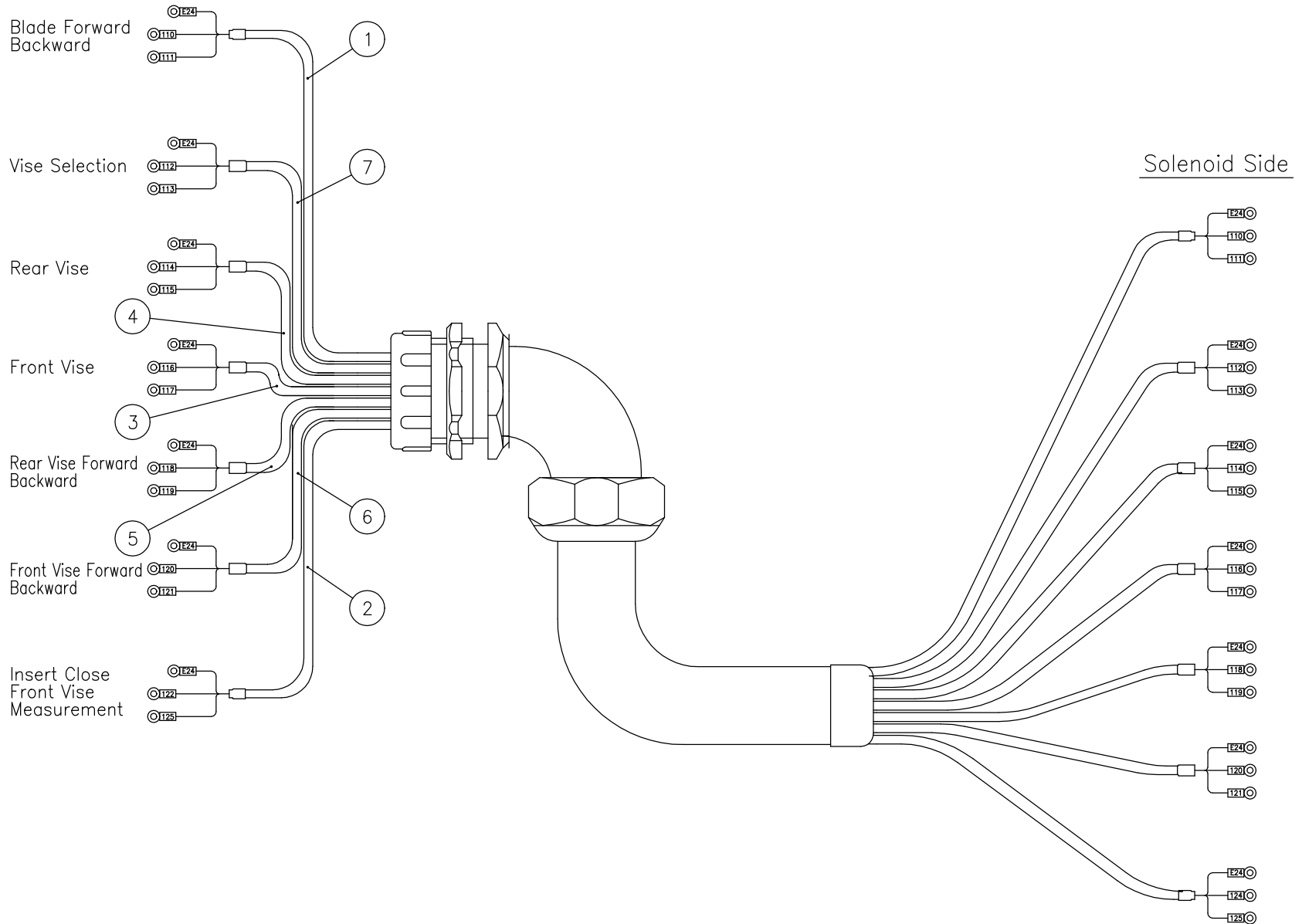


39

From Serial No.40850114 and after

Electric(11)

Electric Enclosure Box



From Serial No.40850114 and after

Index	Parts Number	Parts Name	Drawing No.	Type(Maker)	Q'ty	Note	Rev.No.
1	10420257	Cable BS-25	135332025		1		
2	10420258	Cable BS-26	135332026		1		
3	10420259	Cable BS-27 Front Vise SOL	135332027		1		
4	10420260	Cable BS-28 Rear Vise SOL	135332028		1		
5	10420261	Cable BS-29 Rear Vise SOL	135332029		1		
6	10420262	Cable BS-31 Front Vise SOL	135332031		1		
7	10420263	Cable BS-31 Vise SOL	135332033		1		





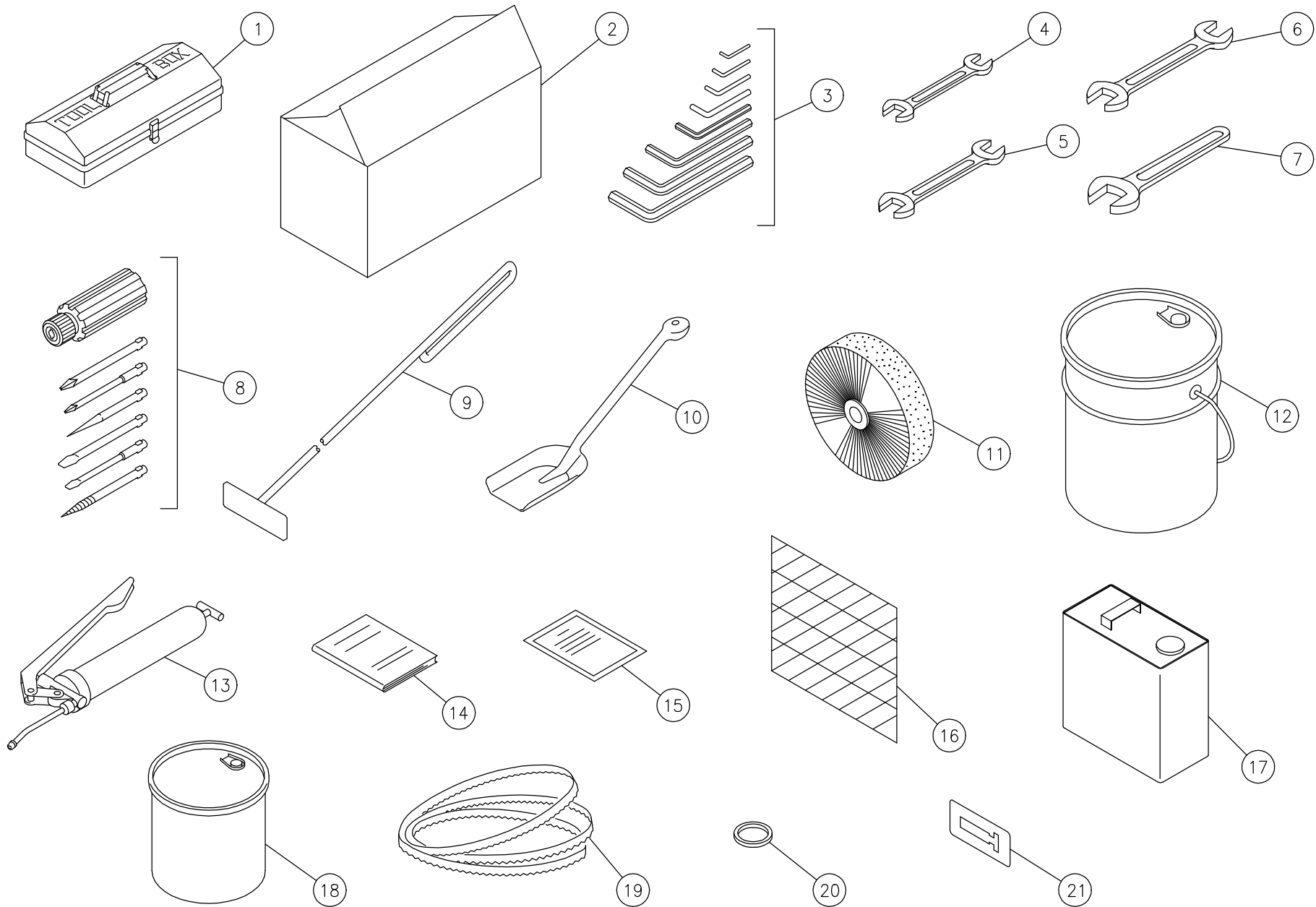
40

From Serial No.40850114 and after

## Standard Accessory(1)

UNIT NO.40  
Standard Accessory(1)

From serial No.40850114 and after



From Serial No.40850114 and after

Index	Parts Number	Parts Name	Drawing No.	Type(Maker)	Q'ty	Note	Rev.No.
1	10376114	Tool Box	P370118004	TY-2 (Tanabe)	1		
2		Corrugated Cardboard Box			1		
3	52330156	Socket Screw Key	P351030019	2.5-3-4-5-6-8-10-14	1		
4	10366510	Spanner	P351010002	10X13	1		
5	74379524	Spanner	P351010011	17X19	1		
6	10366512	Spanner	P351010012	22X24	1		
7	10345211	Single Ended Spanner	P351000022	14	1		
8	10366503	Screwdriver Set	P353040001	6 pieces set (Ittoku)	1		
9	10376107	Chip Remover	0605565		1		
10	10376106	Chip Shovel	0602631		1		
11	10383683	Wire Brush		WH1503 (Adachi)	2		ABS11280
12	10383684	Hydraulic Oil	P238000006	A-32-40L	1		
13	11251031	Grease Gun	P359308003	KH-35 (Yamada)	1		
14		Service Manual			1		
15		Guarantee			1		
16	74382541	Sticker		AS-K1006	1		
17		Amada Gear Oil		EP-460 4L	1		
18		Cutting Oil		MU901	2		ABS11280

From Serial No.40850114 and after

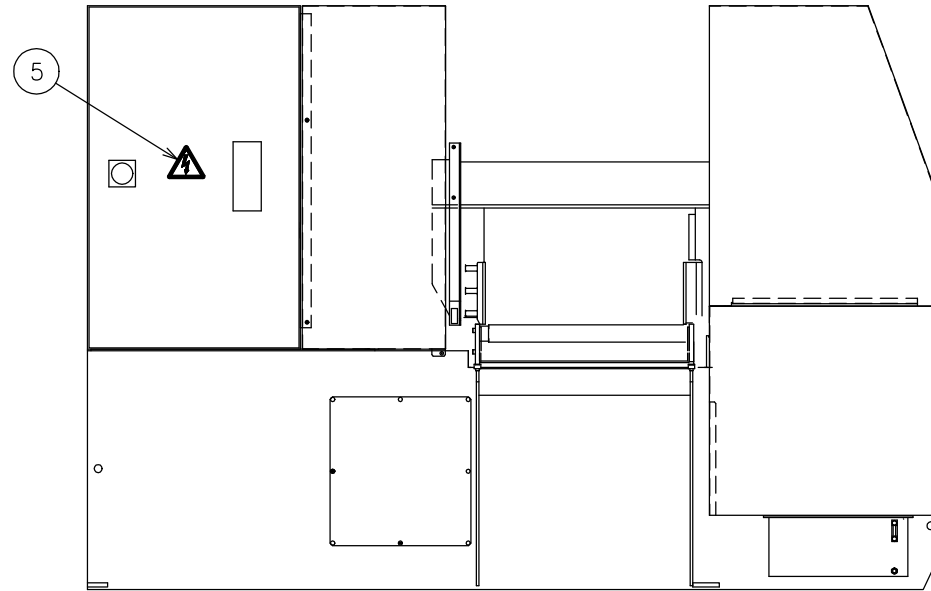
Standard Accessory(1)

Index	Parts Number	Parts Name	Drawing No.	Type(Maker)	Q'ty	Note	Rev.No.
19	10420264	Saw Blade		41X1.3X5630 1.8/2.3P	1		ABS11257
20	10384420	Copper Washer	1108322		10		
21	10375204	Legend Plate (Grease)	0852250		28		ABS11280

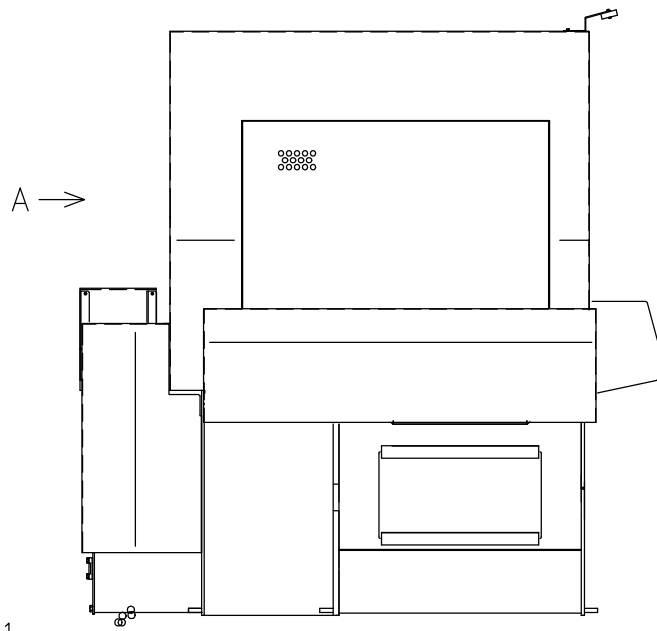
41

From Serial No.40850114 and after

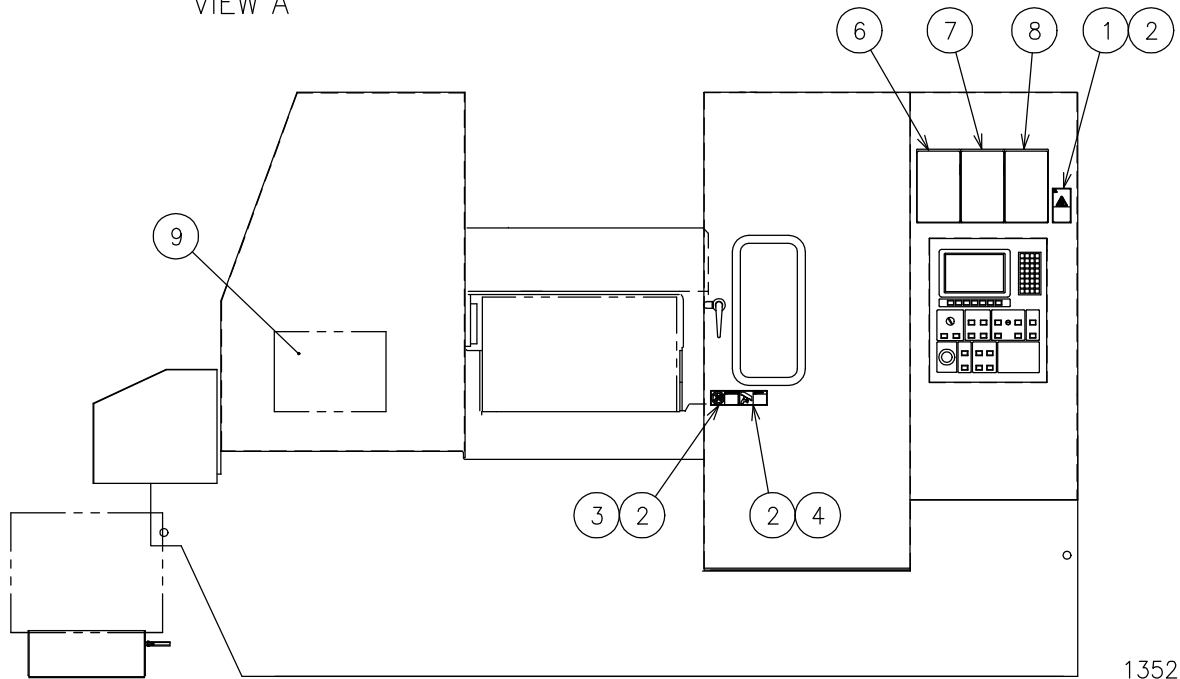
## Standard Accessory(2)



VIEW A



Ver.1



41-1

1352821A  
1353295

From Serial No.40850114 and after

Index	Parts Number	Parts Name	Drawing No.	Type(Maker)	Q'ty	Note	Rev.No.
1	52311055	Legend Plate (Warning Fire)	1280741		1		
2	71360590	Blind Rivet	P339208002	NSA3-2 (Lobtex)	12		
3	10387915	Legend Plate (Warning Guard)	1351796		1		
4	10387917	Legend Plate (Warning Blade)	1279262		1		
5	74711558	Charging Mark D	6508866		1		
6	10420265	Legend Plate (Caution) 1	1359787		1		
7	10420266	Legend Plate (Caution) 2	1359788		1		
8	10420267	Legend Plate (Caution) 3	1359789		1		
9	10420268	Shipping	1353308		1		ABS11280

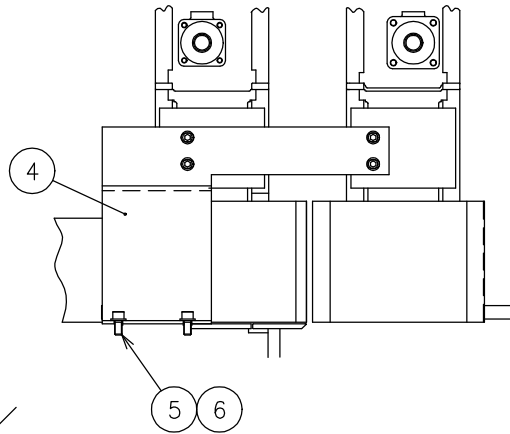
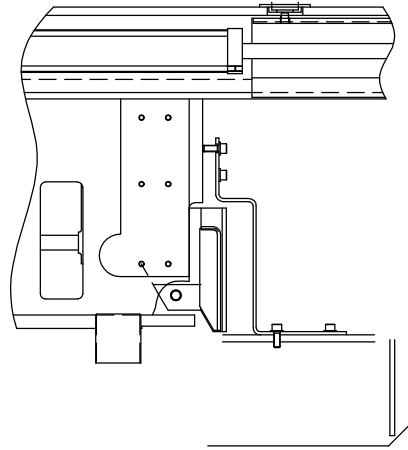




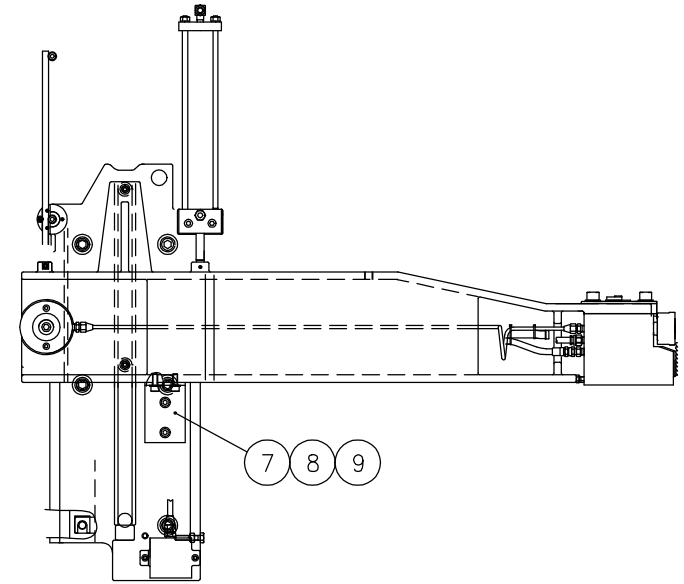
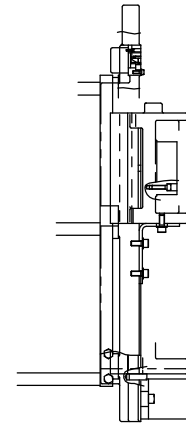
42

From Serial No.40850114 and after

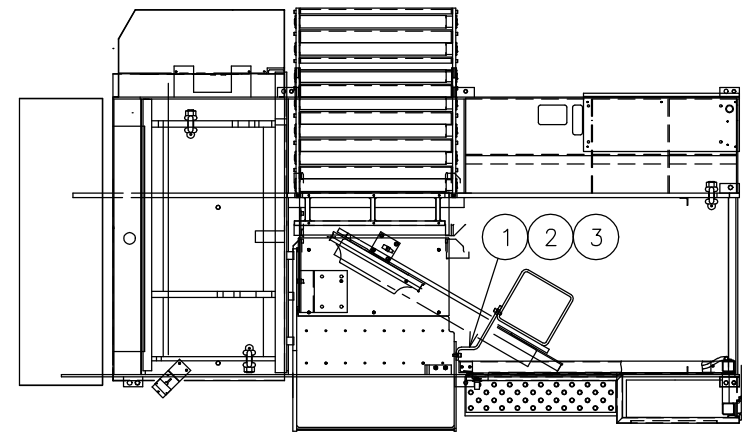
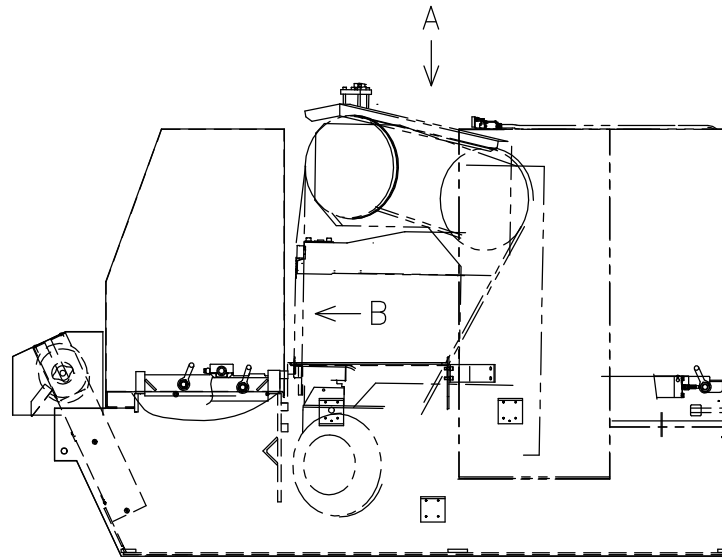
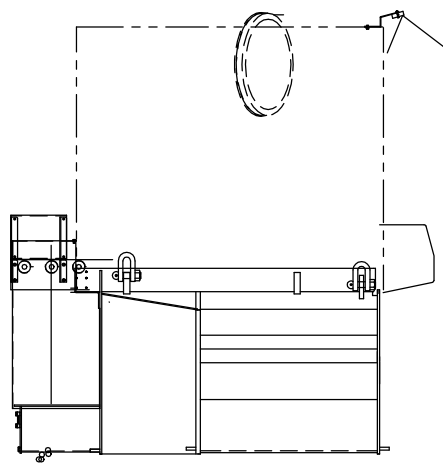
## Standard Accessory(3)



VIEW B



<Guide Bracket Division Shipping>  
(SEE UNIT NO.10)



VIEW A

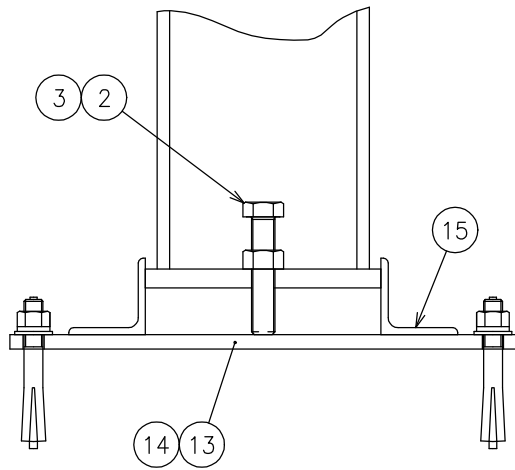
From Serial No.40850114 and after

Index	Parts Number	Parts Name	Drawing No.	Type(Maker)	Q'ty	Note	Rev.No.
1	10420269	Shipping Bracket Saw Feed	1352823 C		1		ABS11280
2	74302819	Hex Soc Cap Screw	P330250005	M12X30	4		
3	74303704	Washer	P336000008	12(Regular Round)	4		
4	10420270	Shipping Bracket Vise	1352824		1		ABS11237
5	74302819	Hex Soc Cap Screw	P330250005	M12X30	8		
6	10570319	Washer	P336000009	14(Regular Round)	4		
7	10420271	Shipping Bracket	1352825		1		ABS11280
8	31178071	Hex Soc Cap Screw	P330240007	M10X25	4		ABS11280
9	74300512	Washer	P336000007	10(Regular Round)	4		ABS11280

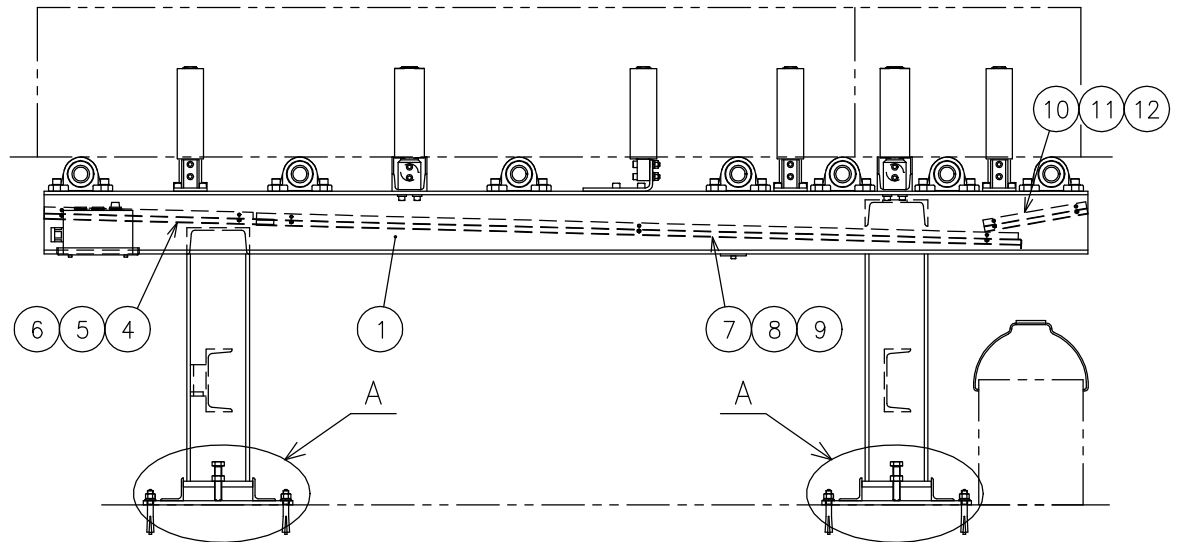
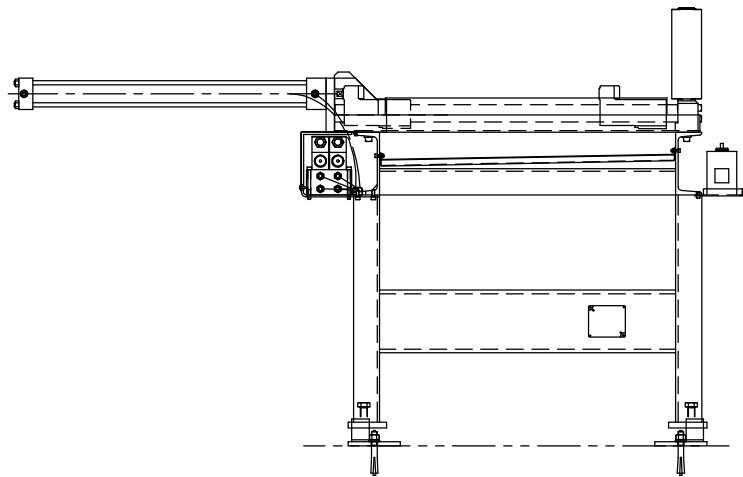
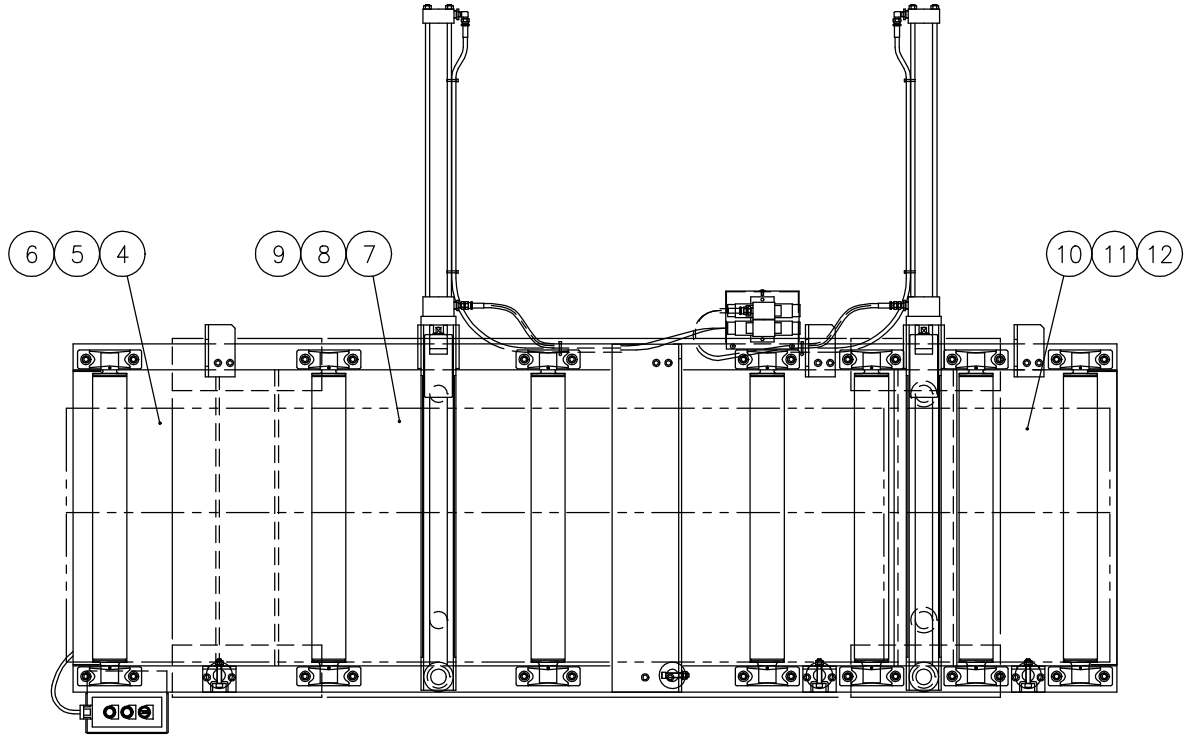


From Serial No.40850114 and after

## Roller Table FV(1)



DETAIL A



From Serial No.40850114 and after

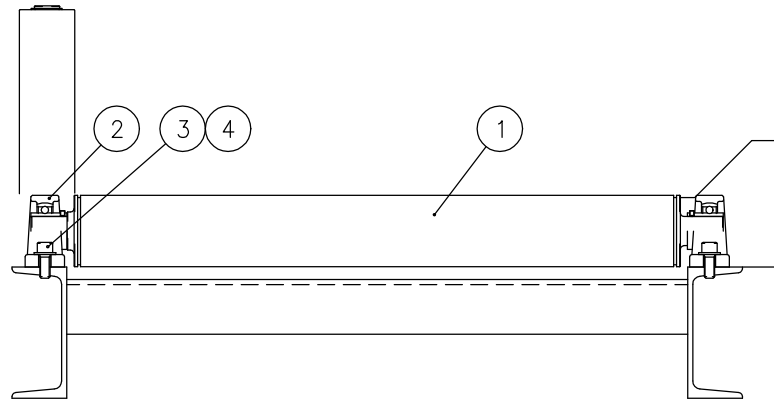
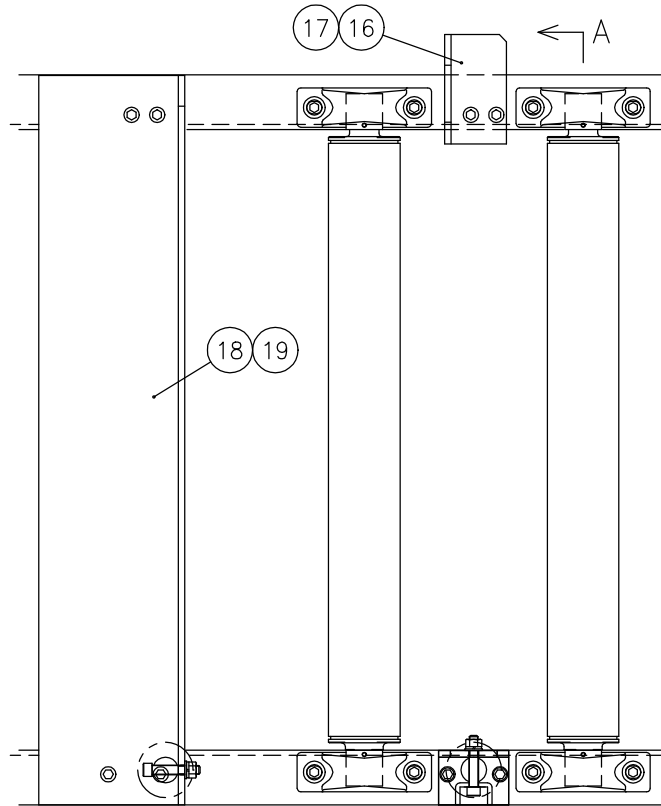
Index	Parts Number	Parts Name	Drawing No.	Type(Maker)	Q'ty	Note	Rev.No.
1	10420272	Roller Frame	1352900		1		
2	44275157	Bolt	P330070013	M20X100	4		
3	44449625	Nut	P332000094	M20(Type-1)	4		
4	10420273	Oil Pan R	1352913		1		
5	31179193	Hex Soc Cap Screw	P330220009	M6X20	4		
6	31177773	Nut	P332000071	M6(Type-1)	4		
7	10420274	Oil Pan M	1352914		1		
8	31179193	Hex Soc Cap Screw	P330220009	M6X20	6		
9	31177773	Nut	P332000071	M6(Type-1)	6		
10	10420275	Oil Pan F	1352915		1		
11	31179193	Hex Soc Cap Screw	P330220009	M6X20	4		
12	31177773	Nut	P332000071	M6(Type-1)	4		
13	10420276	Seat Plate	1352923		4		
14	10419805	All Anchor Set		M12X100	10		
15	10420277	Welding Angle	1352924		8		



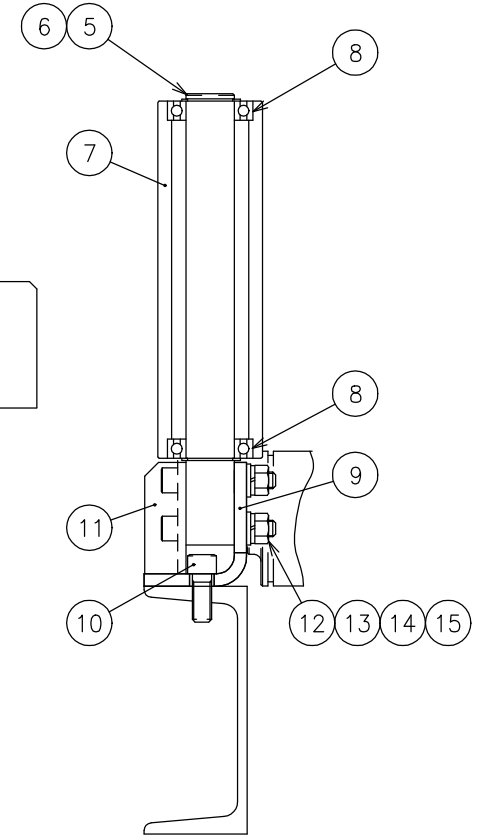


From Serial No.40850114 and after

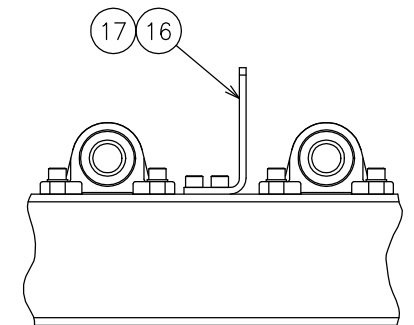
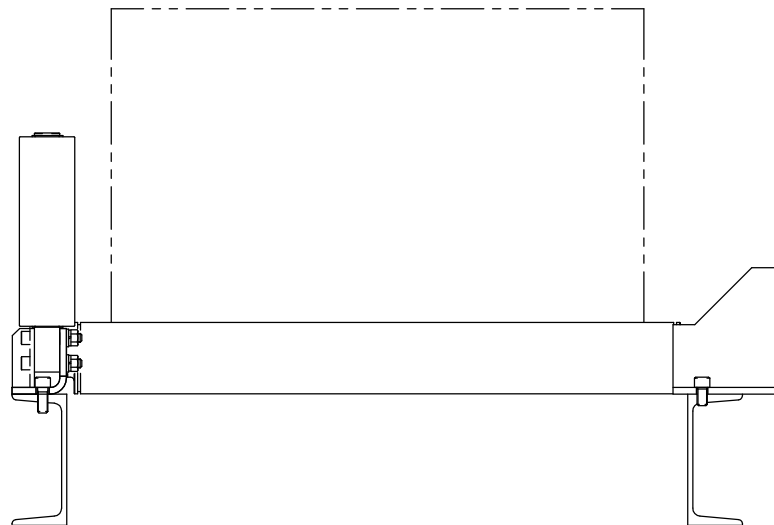
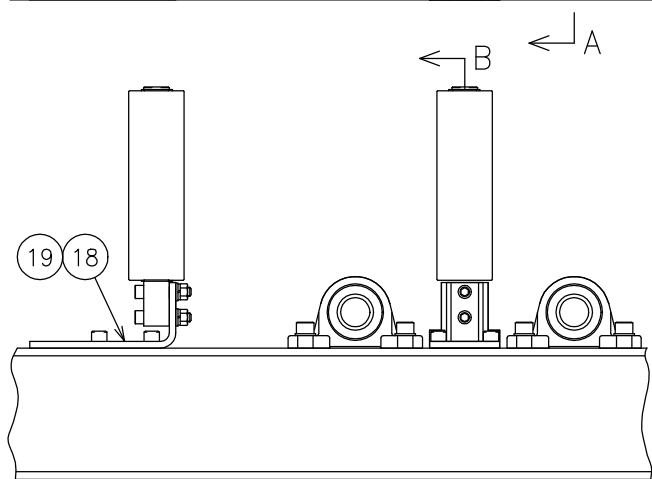
## Roller Table FV(2)



SECTION A-A



SECTION B-B



From Serial No.40850114 and after

Index	Parts Number	Parts Name	Drawing No.	Type(Maker)	Q'ty	Note	Rev.No.
1	10420278	Free Roller	1352903		7		
2	10420279	Pillow Block		UCP208 (NSK)	14		
3	10443136	Hex Soc Cap Screw	P330260005	M14X35	28		
4	10570319	Washer	P336000009	14(Regular Round)	28		
5	10420280	Shaft	1352920		4		
6	52315310	Locating Snap Ring	P406108051	STW-35 (Ochiai)	8		
7	10420281	Vertical Roller	1352919		4		
8	10420282	Ball Bearing		6007ZZ (NSK)	8		
9	10420283	Vertical Bracket (R)	1352921		3		ABS11244
10	10443136	Hex Soc Cap Screw	P330260005	M14X35	6		ABS11244
11	10420284	Vertical Bracket	1352922		3		ABS11244
12	74302822	Hex Soc Cap Screw	P330250013	M12X70	6		ABS11244
13	74303704	Washer	P336000008	12(Regular Round)	6		ABS11244
14	31178084	Spring Washer	P336050008	12	6		ABS11244
15	10555324	Nut	P332000067	M12(Type-1)	6		ABS11244
16	10420285	Vertical Guard	1352904		3		ABS11244
17	10418343	Hex Soc Cap Screw	P330260003	M14X25	6		ABS11244
18	10420286	Vertical Roller Bracket	1352928		1		ABS11244

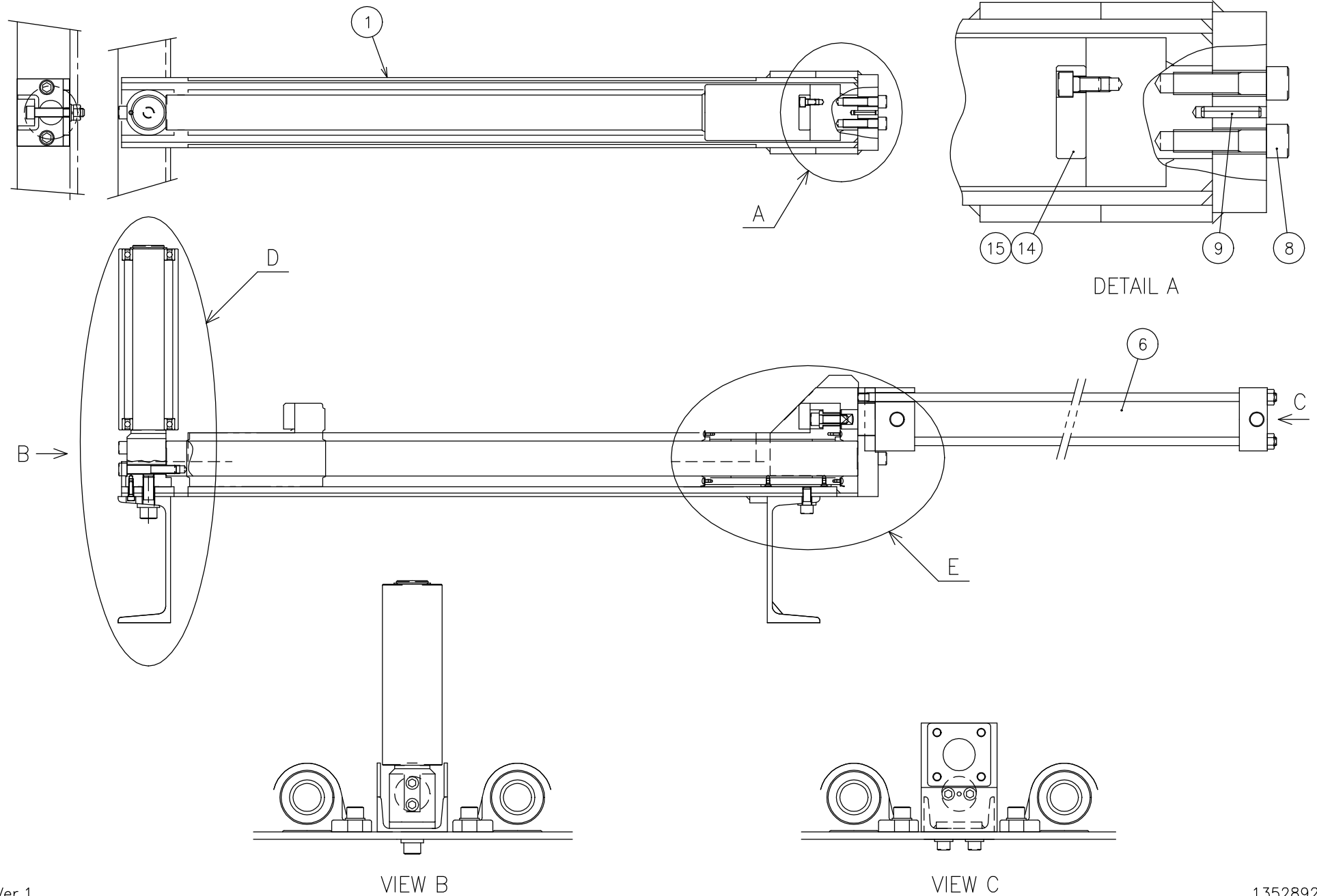
From Serial No.40850114 and after

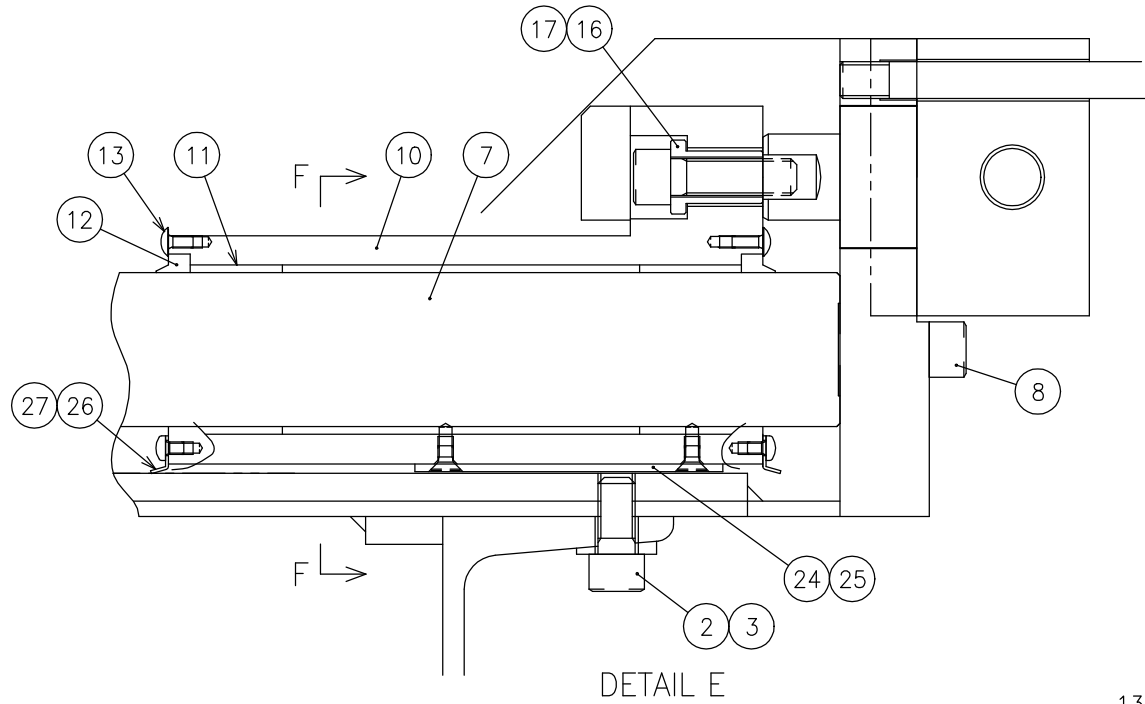
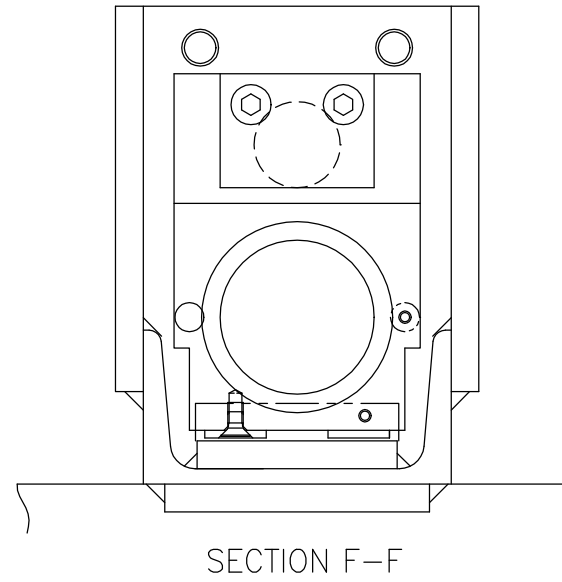
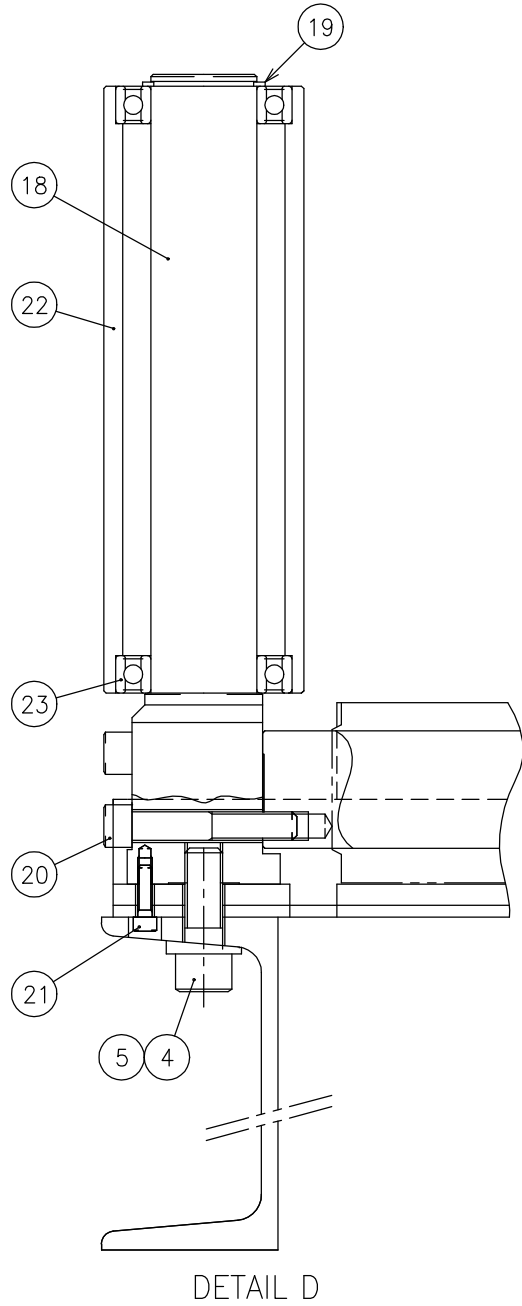
Index	Parts Number	Parts Name	Drawing No.	Type(Maker)	Q'ty	Note	Rev.No.
19	10443136	Hex Soc Cap Screw	P330260005	M14X35	4		ABS11244

45

From Serial No.40850114 and after

## Roller Table FV(3)





From Serial No.40850114 and after

Index	Parts Number	Parts Name	Drawing No.	Type(Maker)	Q'ty	Note	Rev.No.
1	10420287	Frame	1352905 B		2		ABS11244
2	31178083	Hex Soc Cap Screw	P330250004	M12X25	4		
3	10420288	Slant Washer		M12	4		
4	36322121	Hex Soc Cap Screw	P330260033	M16X45	2		
5	10420289	Slant Washer		M16	2		
6	10420290	Hydraulic Cylinder		70H-8R1SD63CB735-ABBF1-1-A52(KM=12,KP=1.75) (TAIYO)	2	Head Side SW	
7	10420291	Guide Bar	1352907		2		
8	74302821	Hex Soc Cap Screw	P330250008	M12X45	4		
9	74387713	Spring Pin		D6X32	2		
10	10420292	Bracket	1352908		2		
11	10389041	Plain Bearing	P407003088	MB5030DU (Daido Meta)	4		
12	10420293	Dust Seal		SCB50 (Sakagami)	4		
13	10558501	Truss Head Screw	P334130003	M4X8	8		
14	10420294	Lock Piece	1352909		2		
15	31177902	Hex Soc Cap Screw	P330230004	M8X15	4		
16	10420295	Cylinder Collar	1352910		2		
17	74304917	Hex Soc Cap Screw	P330250007	M12X40	2		
18	10420296	Roller Shaft	1352911		2		



From Serial No.40850114 and after

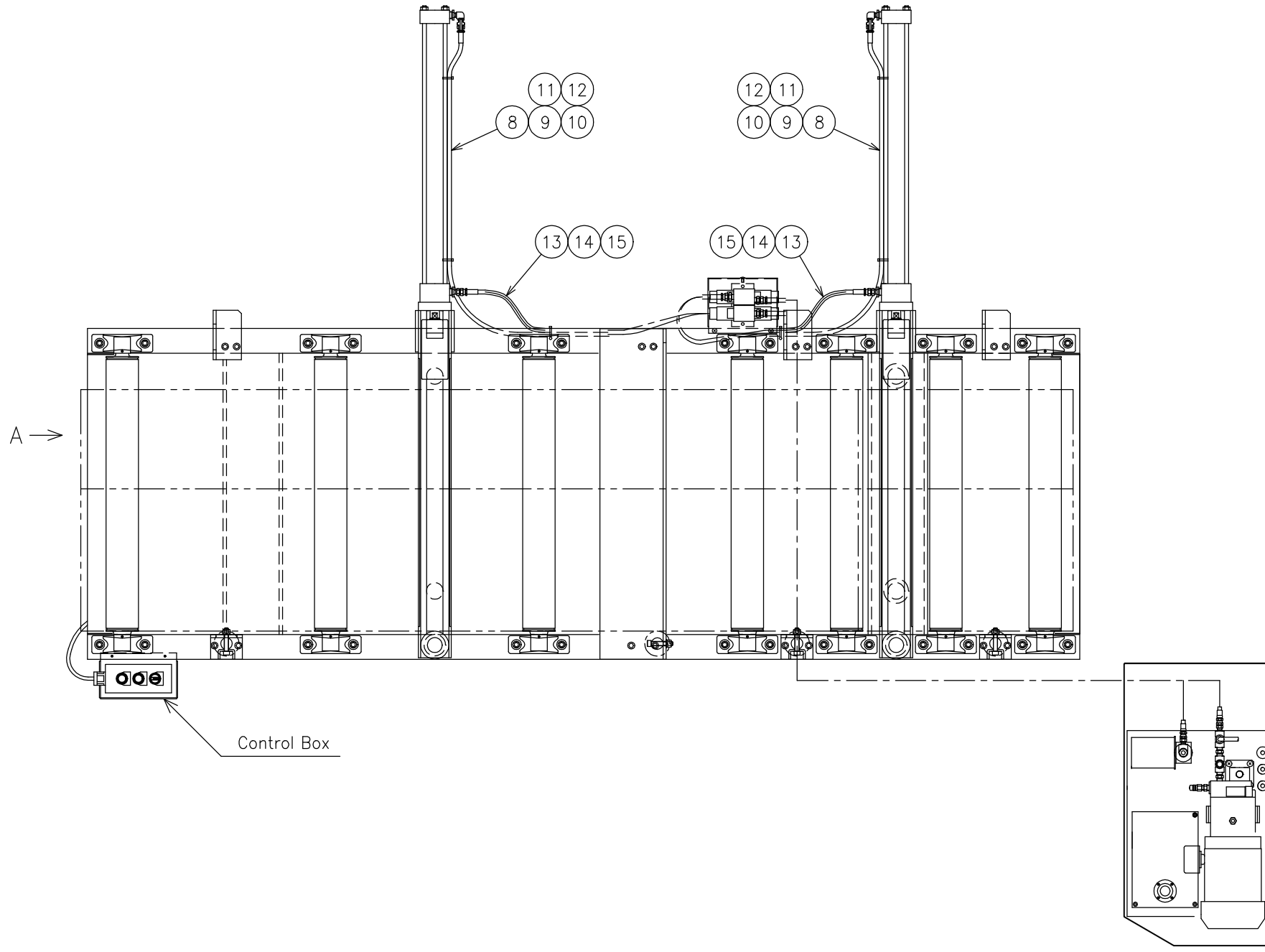
Index	Parts Number	Parts Name	Drawing No.	Type(Maker)	Q'ty	Note	Rev.No.
19	74314619	Locating Snap Ring	P406108053	STW-45 (Ochiai)	2		
20	74302822	Hex Soc Cap Screw	P330250013	M12X70	4		
21	31179375	Hex Soc Cap Screw	P330220004	M6X12	2		
22	10420297	Vertical Roller	1352912		2		
23	10420298	Ball Bearing		6009ZZ (NSK)	4		
24	10420299	DU Plate	1352917		4		
25	36177066	Flat Head Bolt		M5X8	8		
26	10420301	Scraper	1352918		4		
27	31177893	Pan Head Screw	P334100017	M4X8	8		

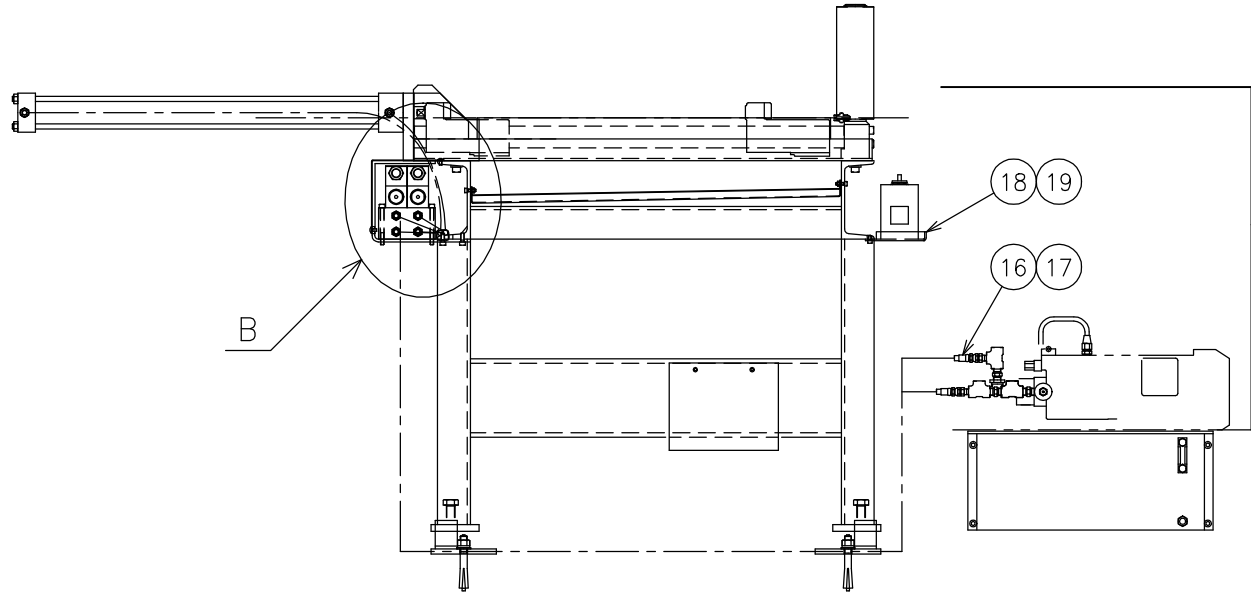


46

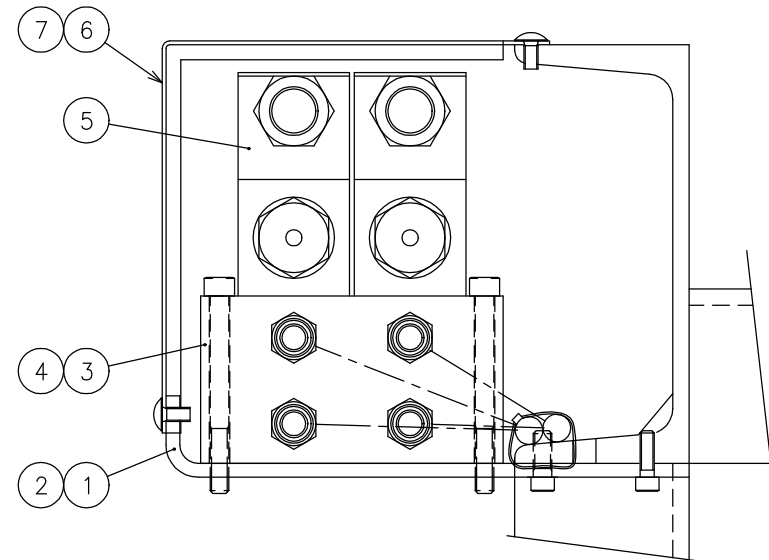
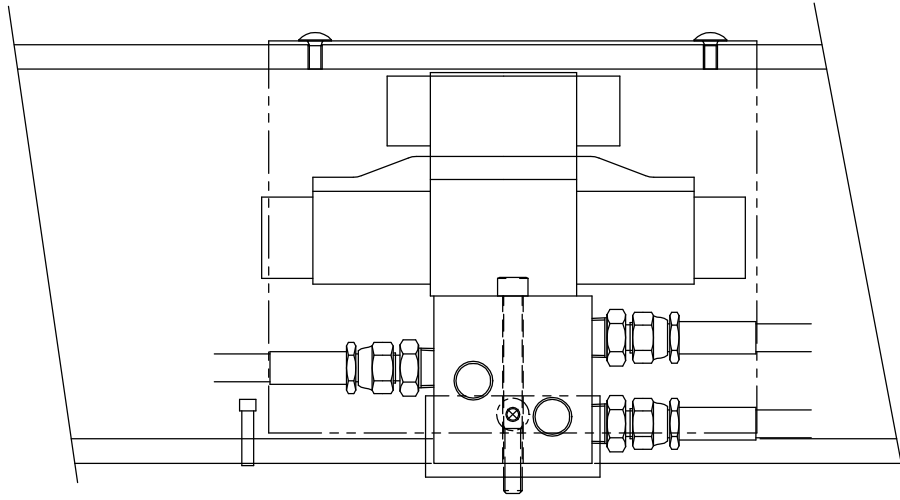
From Serial No.40850114 and after

## Roller Table FV(4)





VIEW A



DETAIL B

From Serial No.40850114 and after

Index	Parts Number	Parts Name	Drawing No.	Type(Maker)	Q'ty	Note	Rev.No.
1	10420302	Manifold Supporter	1352901		1		
2	31179193	Hex Soc Cap Screw	P330220009	M6X20	2		
3	10420303	Manifold Block		BT-202-50 (Daikin)	1		
4	10329641	Hex Soc Cap Screw	P330230019	M8X85	2		
5	10420304	Solenoid Valve		KSO-G02-4CP-30-EN (Daikin)	2		
6	10420305	Manifold Cover	1352902		1		
7	74300701	Truss Head Screw	P334130012	M6X12	3		
8	10420306	Hydraulic Hose	1352925		2		
9	10420307	Bushing		1/2X1/4	2		
10	74538407	Elbow	P580053006	LC-1/4 (Ban)	2		
11	10420308	Reducing Adapter		HJ-J-1/4X3/8 (Ban)	2		
12	10420309	Orifice Nipple	1352686		2		
13	10420310	Hydraulic Hose	1352926		2		
14	10420307	Bushing		1/2X1/4	2		
15	10420308	Reducing Adapter		HJ-J-1/4X3/8 (Ban)	2		
16	10420311	Hydraulic Hose	1352927		2		
17	10420308	Reducing Adapter		HJ-J-1/4X3/8 (Ban)	4		
18	10420312	Panel Bracket	1352916		1		

From Serial No.40850114 and after

Index	Parts Number	Parts Name	Drawing No.	Type(Maker)	Q'ty	Note	Rev.No.
19	31179375	Hex Soc Cap Screw	P330220004	M6X12	2		

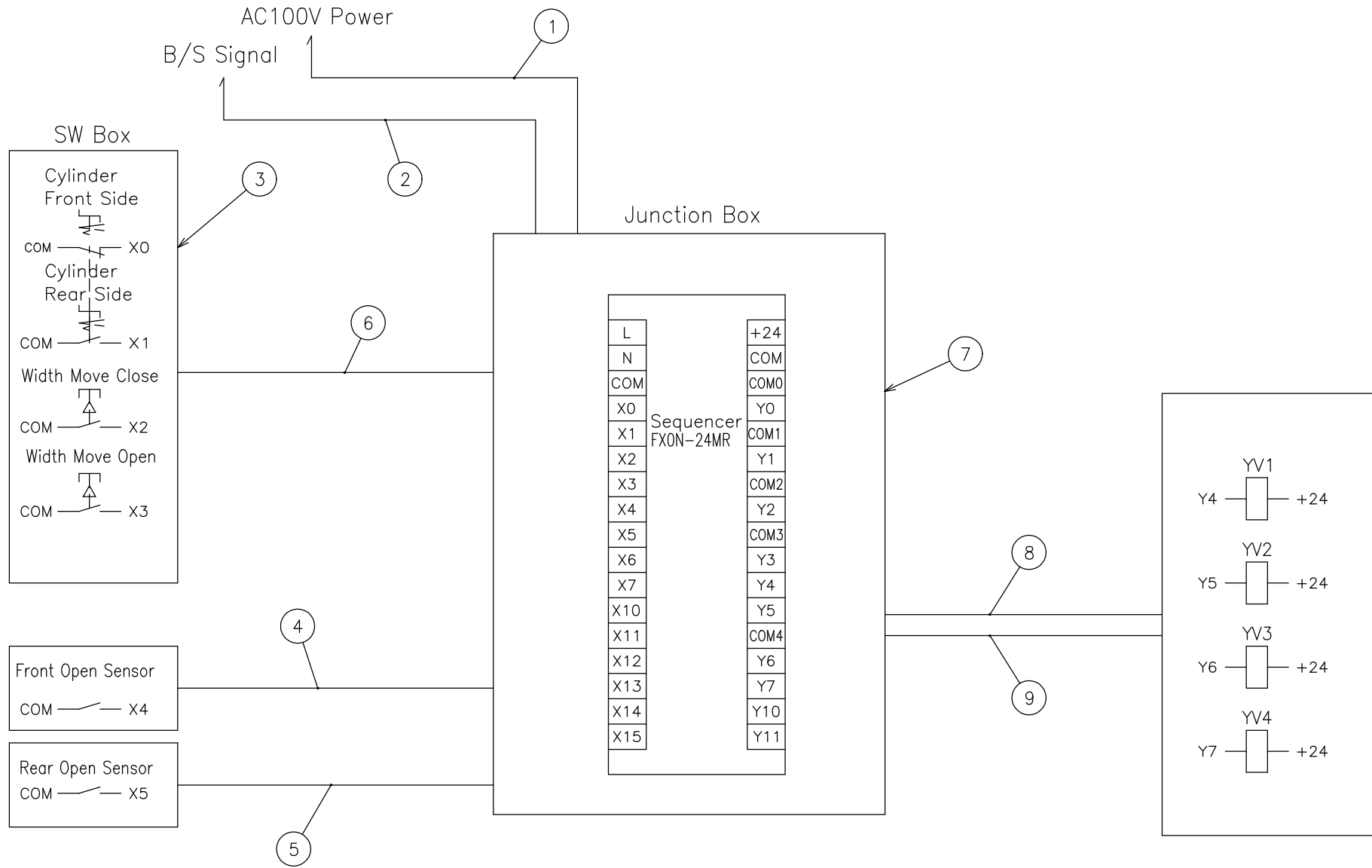




47

From Serial No.40850114 and after

## Roller Table FV(5)



From Serial No.40850114 and after

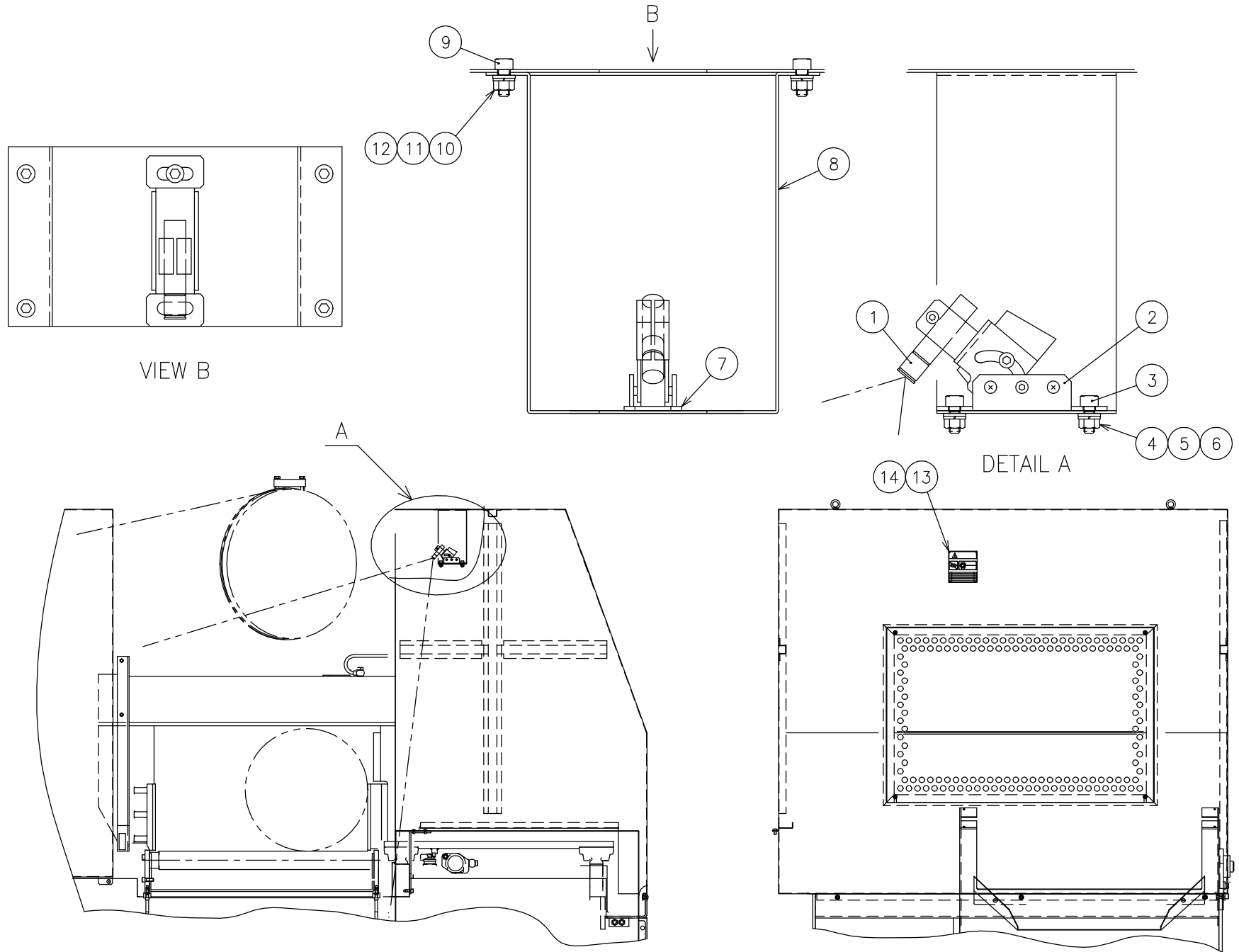
Index	Parts Number	Parts Name	Drawing No.	Type(Maker)	Q'ty	Note	Rev.No.
1	10420313	Power Supply Cable	135293301		1		
2	10420314	Signal Cable	135293302		1		
3	10420315	SWBOX	135293303		1		
4	10420316	Front Sensor Cable	135293304		1		
5	10420317	Rear Sensor Cable	135293305		1		
6	10420318	SWBOX Cable	135293306		1		
7	10420319	Junction Box	135293307		1		
8	10420320	Front SOL Cable	135293308		1		
9	10420321	Rear SOL Cable	135293309		1		



48

From Serial No.40850114 and after

## Laser Marking



From Serial No.40850114 and after

Index	Parts Number	Parts Name	Drawing No.	Type(Maker)	Q'ty	Note	Rev.No.
1	10420322	Laser Marking Projector		LDS563L-AK (Takenaka)	1		
2	10420323	Bracket		R-956 (Takenaka)	1		
3	31179491	Hex Soc Cap Screw	P330220006	M6X15	2		
4	31179251	Washer	P336000005	6(Regular Round)	2		
5	31179252	Spring Washer	P336050005	6	2		
6	75420647	Nut	P332000030	M6(Type-1)	2		
7	10420324	Shim	1352886		10		
8	10420325	Laser Marking Bracket	1352887		1		ABS11177
9	31179491	Hex Soc Cap Screw	P330220006	M6X15	4		ABS11177
10	31179251	Washer	P336000005	6(Regular Round)	4		ABS11177
11	31179252	Spring Washer	P336050005	6	4		ABS11177
12	74300503	Nut	P332000004	M6	4		ABS11177
13	52327011	Legend Plate (Warning Laser)	1242545 A		1		ABS11200
14	71360590	Blind Rivet		NSA3-2 (Nihon Riki)	4		ABS11200

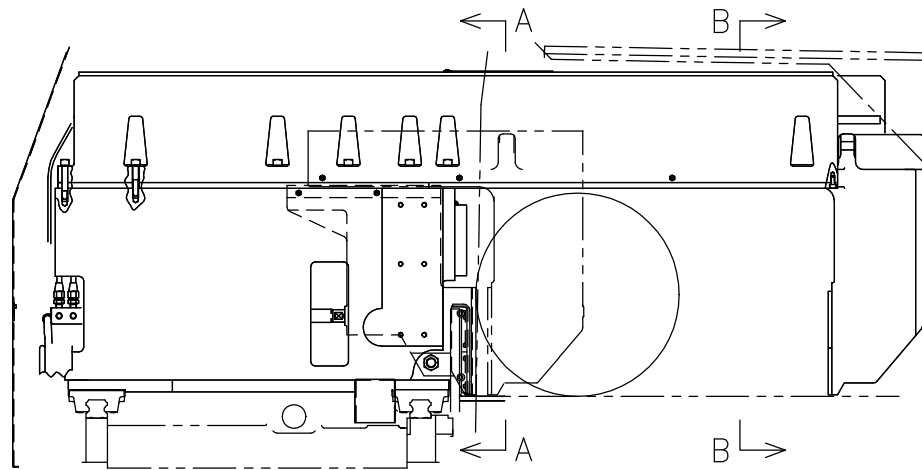
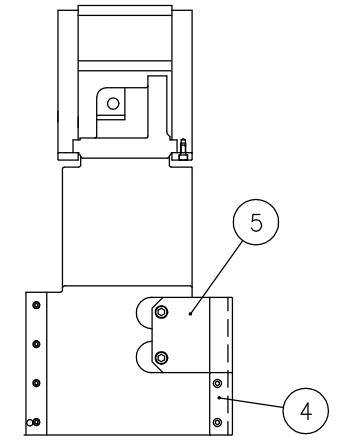
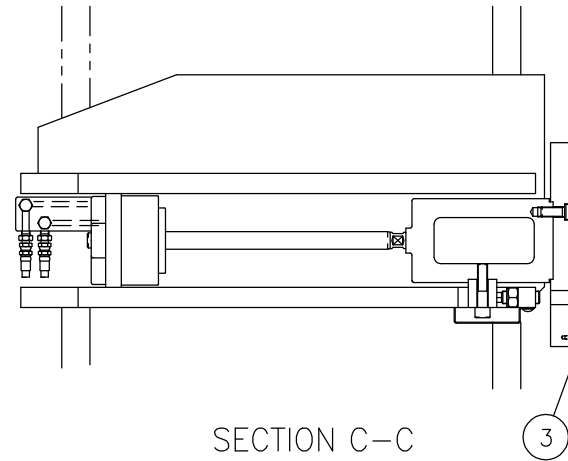
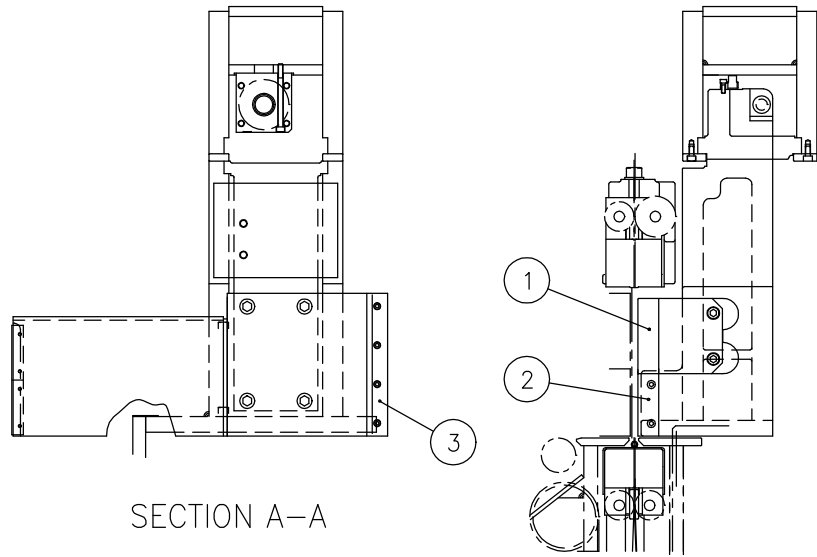




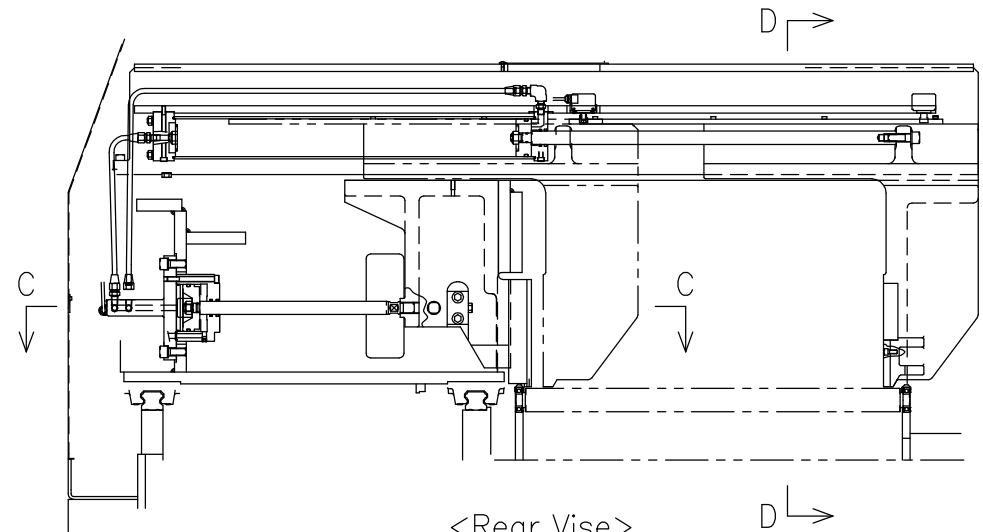
49

From Serial No.40850114 and after

Vise Plate



<Front View>  
(SEE UNIT NO.24)



<Rear View>  
(SEE UNIT NO.23)

From Serial No.40850114 and after

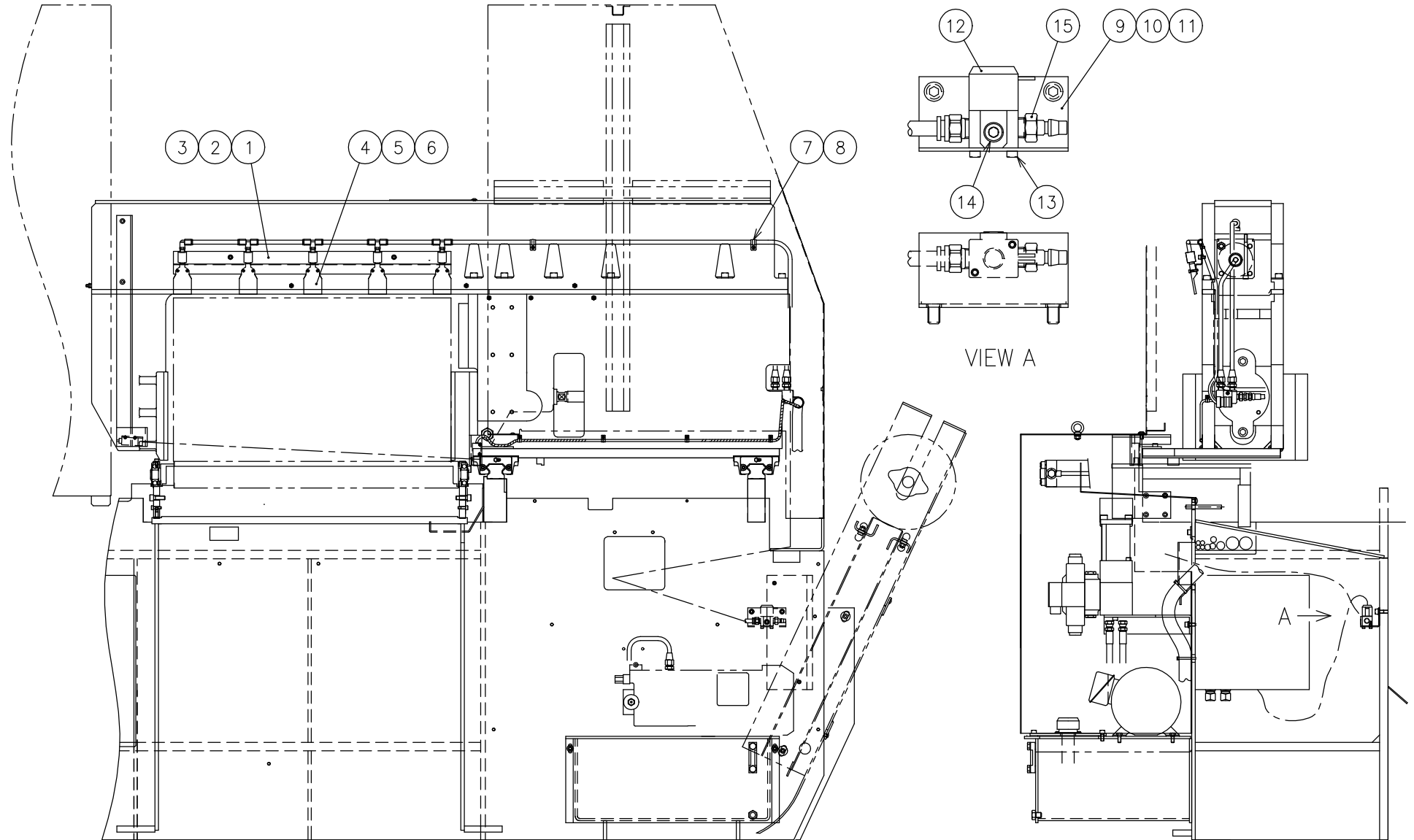
Index	Parts Number	Parts Name	Drawing No.	Type(Maker)	Q'ty	Note	Rev.No.
1	10420326	Movable Vise Plate (Lower)	1352872		1		
2	10420327	Movable Vise Plate (Upper)	1352873		1		
3	10420328	Datum Vise Plate	1352874		4		
4	10420329	Movable Vise Plate (Lower)	1352875		1		
5	10420330	Movable Vise Plate (Upper)	1352876		1		



50

From Serial No.40850114 and after

Air Blow(1)



From Serial No.40850114 and after

Index	Parts Number	Parts Name	Drawing No.	Type(Maker)	Q'ty	Note	Rev.No.
1	10420331	Air Blow Bracket	1352867		1		
2	31179375	Hex Soc Cap Screw	P330220004	M6X12	2		
3	31179251	Washer	P336000005	6(Regular Round)	2		
4	10420332	Multi Channel Jet		FL-600E(Flat type) (LECHLER)	5		
5	10420333	Adapter		PT1/4(Female-Male) (LECHLER)	5		
6	74354307	Hex Soc Cap Screw	P330200021	M4X20	10		
7	10420334	Saddle For Conduct		CH-6 (Daiwa)	2		
8	74300710	Pan Head Screw	P334100038	M5X8	2		
9	10420335	Valve Bracket	1352868		1		
10	31177902	Hex Soc Cap Screw	P330230004	M8X15	2		
11	31179352	Washer	P336000006	8(Regular Round)	2		
12	10420336	Solenoid Valve		VT307-5HS-02 (SMC)	1		
13	31177801	Hex Soc Cap Screw	P330200014	M4X8	2		
14	10380791	Plug For Piping		PT1/4	1		
15	10420337	Coupler		20PM (Nitto)	1		

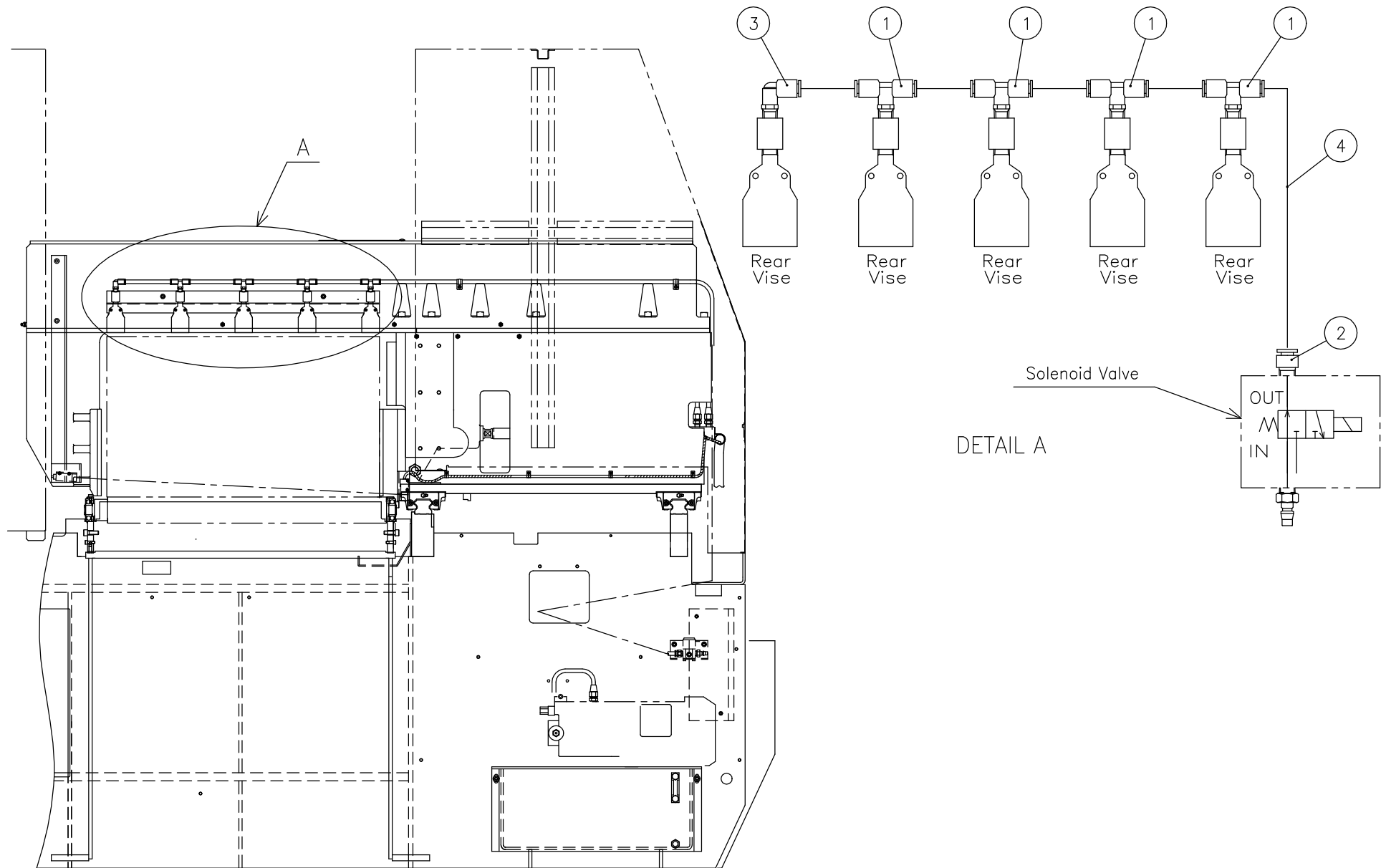




51

From Serial No.40850114 and after

Air Blow(2)



From Serial No.40850114 and after

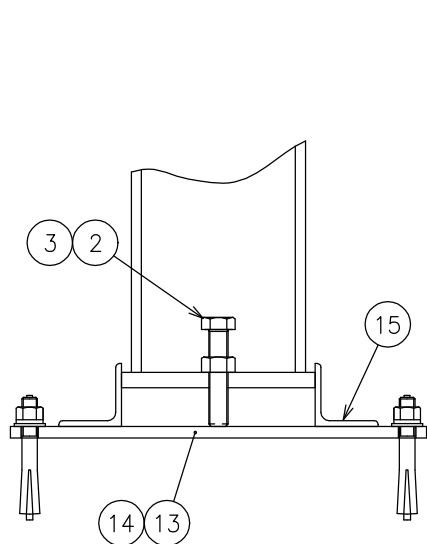
Index	Parts Number	Parts Name	Drawing No.	Type(Maker)	Q'ty	Note	Rev.No.
1	10420338	T Union		KQT10-02S (SMC)	4		
2	10420339	Half Union		KQH10-02S (SMC)	1		
3	10420340	Elbow Union		KQL10-02S (SMC)	1		
4	10420341	Nylon Tube		T1075-B-20M (SMC)	1		



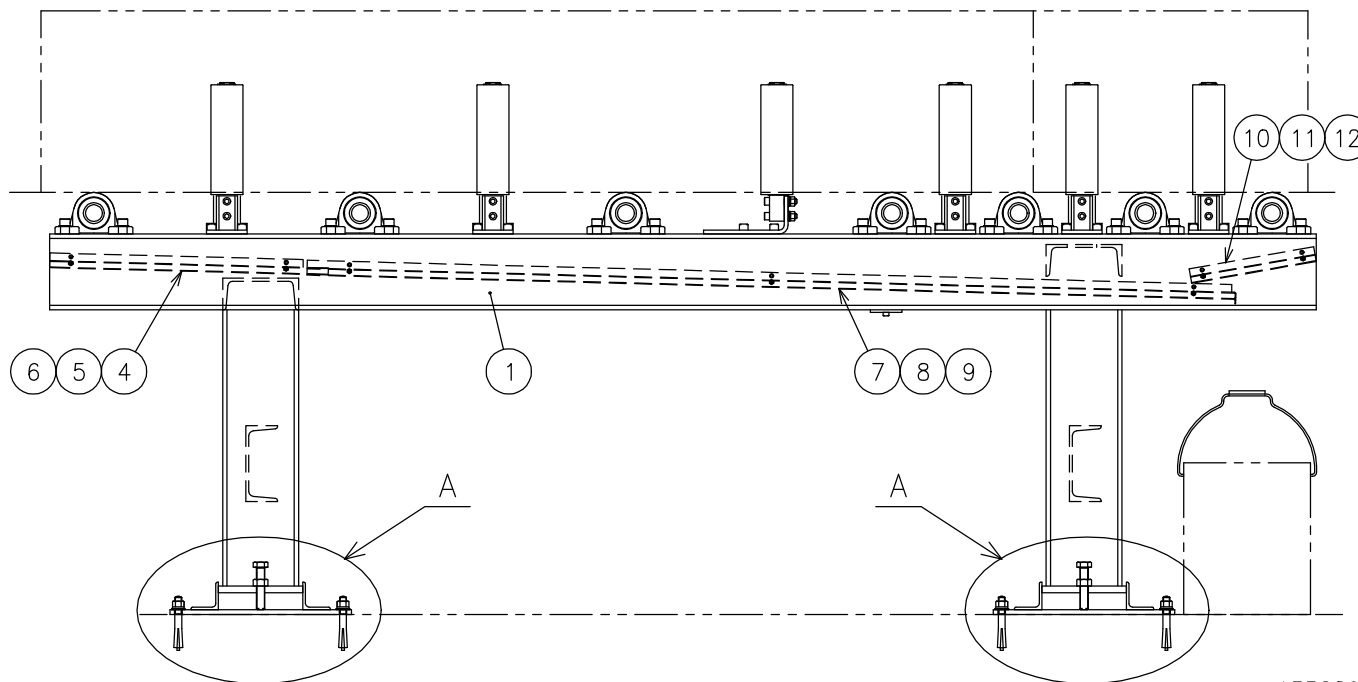
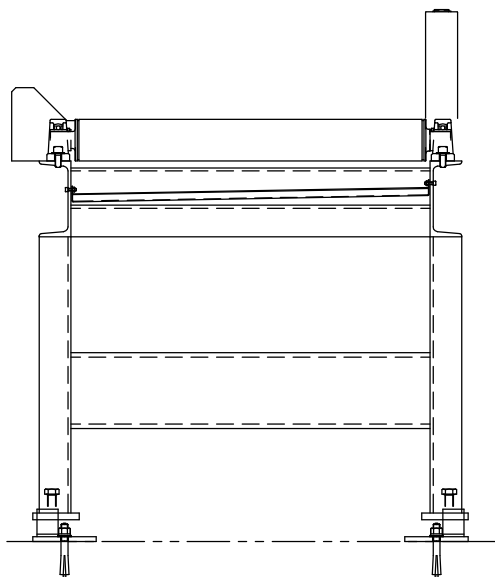
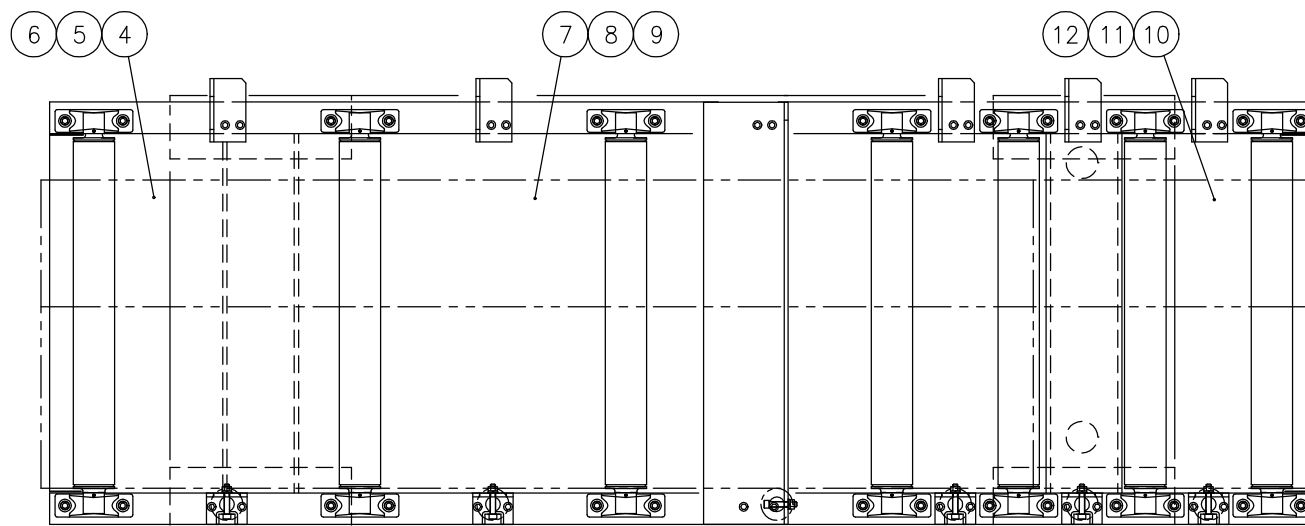
52

From Serial No.40850114 and after

Roller Table F(1)



DETAIL A



From Serial No.40850114 and after

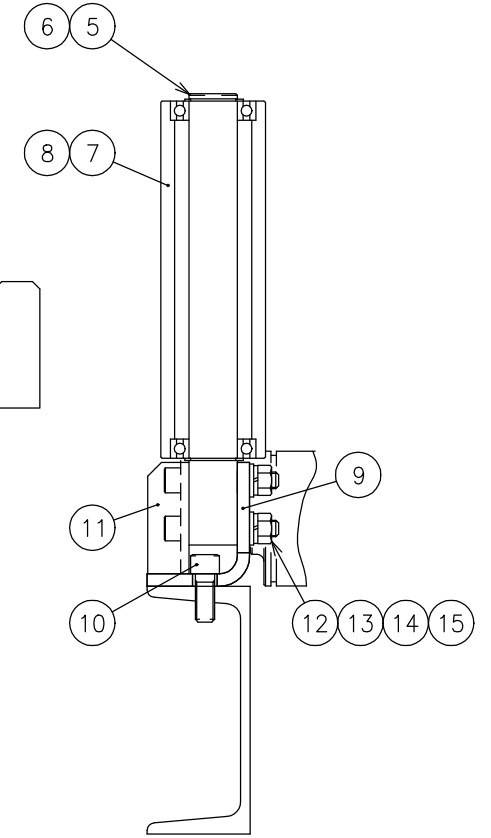
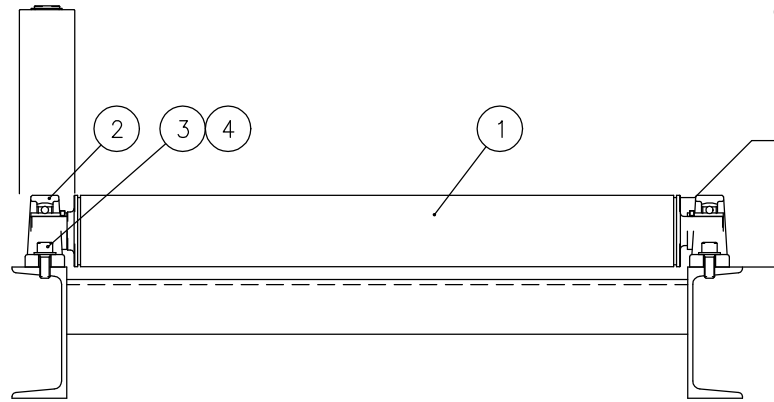
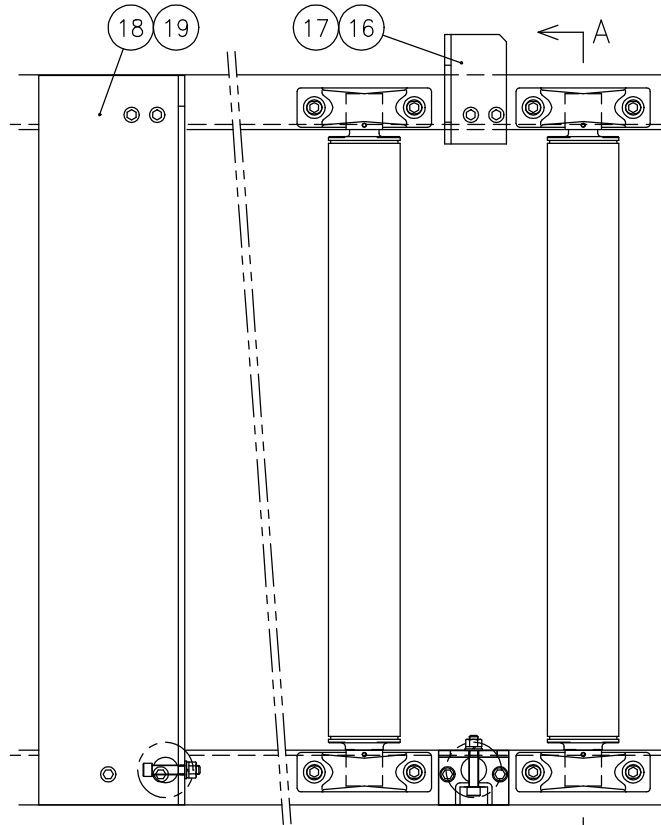
Index	Parts Number	Parts Name	Drawing No.	Type(Maker)	Q'ty	Note	Rev.No.
1	10420272	Roller Frame	1352900		1		
2	44275157	Bolt	P330070013	M20X100	4		
3	44449625	Nut	P332000094	M20(Type-1)	4		
4	10420273	Oil Pan R	1352913		1		
5	31179193	Hex Soc Cap Screw	P330220009	M6X20	4		
6	31177773	Nut	P332000071	M6(Type-1)	4		
7	10420274	Oil Pan M	1352914		1		
8	31179193	Hex Soc Cap Screw	P330220009	M6X20	6		
9	31177773	Nut	P332000071	M6(Type-1)	6		
10	10420275	Oil Pan F	1352915		1		
11	31179193	Hex Soc Cap Screw	P330220009	M6X20	4		
12	31177773	Nut	P332000071	M6(Type-1)	4		
13	10420276	Seat Plate	1352923		4		
14	10419805	All Anchor Set		M12X100	10		
15	10420277	Welding Angle	1352924		8		



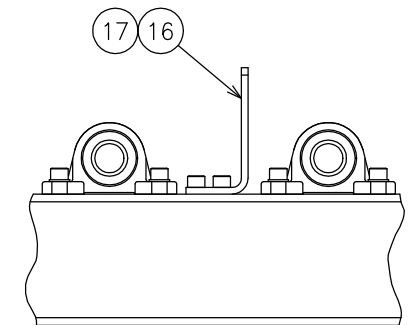
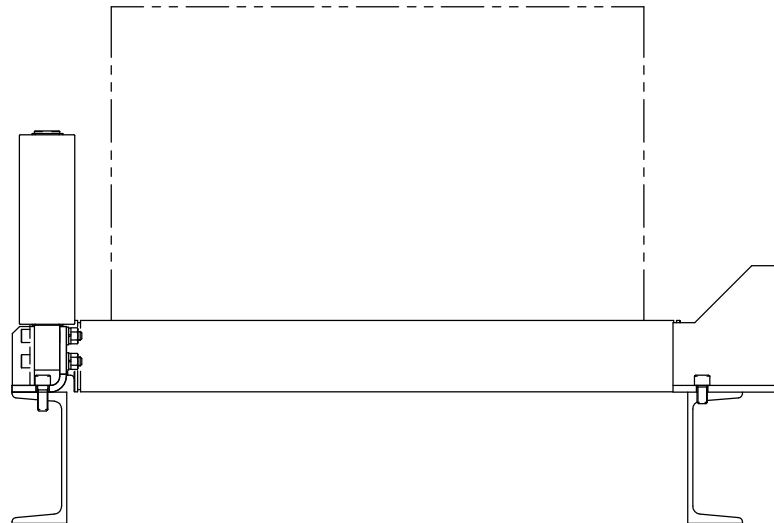
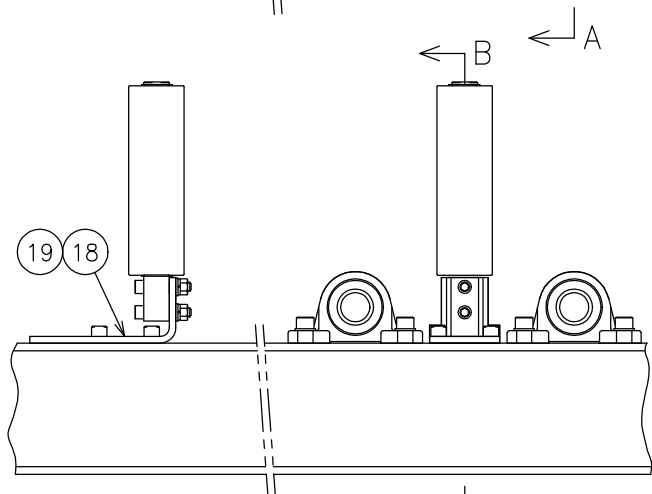


From Serial No.40850114 and after

## Roller Table F(2)



SECTION B-B



From Serial No.40850114 and after

Index	Parts Number	Parts Name	Drawing No.	Type(Maker)	Q'ty	Note	Rev.No.
1	10420278	Free Roller	1352903		7		
2	10420279	Pillow Block		UCP208 (NSK)	14		
3	10443136	Hex Soc Cap Screw	P330260005	M14X35	28		
4	10570319	Washer	P336000009	14(Regular Round)	28		
5	10420280	Shaft	1352920		6		
6	52315310	Locating Snap Ring	P406108051	STW-35 (Ochiai)	12		
7	10420281	Vertical Roller	1352919		6		
8	10420282	Ball Bearing		6007ZZ (NSK)	12		
9	10420283	Vertical Bracket (R)	1352921		5		ABS11234
10	10443136	Hex Soc Cap Screw	P330260005	M14X35	10		ABS11234
11	10420284	Vertical Bracket	1352922		5		ABS11234
12	74302822	Hex Soc Cap Screw	P330250013	M12X70	12		
13	74303704	Washer	P336000008	12(Regular Round)	12		
14	31178084	Spring Washer	P336050008	12	12		
15	10555324	Nut	P332000067	M12(Type-1)	12		
16	10420285	Vertical Guard	1352904		5		ABS11234
17	10418343	Hex Soc Cap Screw	P330260003	M14X25	10		ABS11234
18	10420286	Vertical Roller Bracket	1352928		1		ABS11234

From Serial No.40850114 and after

Index	Parts Number	Parts Name	Drawing No.	Type(Maker)	Q'ty	Note	Rev.No.
19	10418343	Hex Soc Cap Screw	P330260003	M14X25	8		ABS11234



