

JUN.2013

# **VM**SERIES

## **PARTS LIST**

12838 VM3800(3802)(EU\_EXP\_DOM)

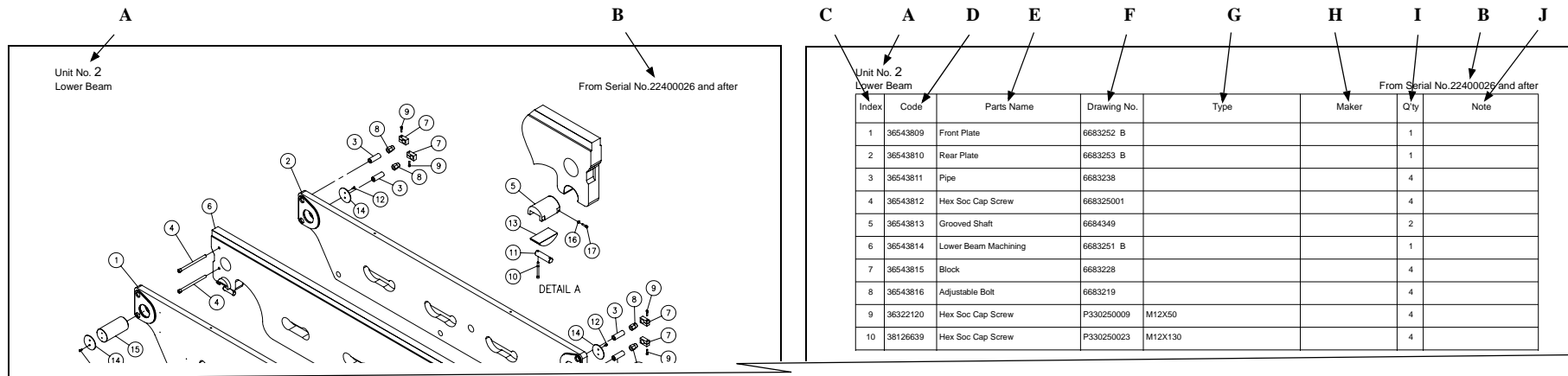
Ver. 1.0

## GENERAL INFORMATION

- \* Specifications are subject to change without notice.
  
- \* This parts list shows all of the parts used in your machine.  
Please file this parts list for reference and refer to it when you order parts or maintain the machine.
  
- \* This edition has been divided into sections.  
Please refer to MACHINE COMPONENT.
  
- \* The scale used on each page of drawings is different.  
Please be aware that parts may seem to be different sizes on different pages.

# INTRODUCTION

## 1. MAIN TEXT



### A Unit No. and Name

The Unit No. and Name are shown on relevant pages.

### B Machine Serial No.

The Serial Nos. of machines corresponding to the information are shown.

### C Index No.

The index No. for each part in a drawing is shown and corresponds to the list of parts for that drawing.

### D Code

The individual Code No. for each part on the models is shown.

### E Parts Name

The name (description) of each part.

### F Drawing No.

The numbers of drawings relevant to the part are given.

### G Type

The type description of each marketed item are shown.

### H Maker

The manufacturer of each marketed item is shown.

### I Quantity

The quantity of each part used on the models is shown.

### J Notes

Cautions and notes necessary to the ordering each part.

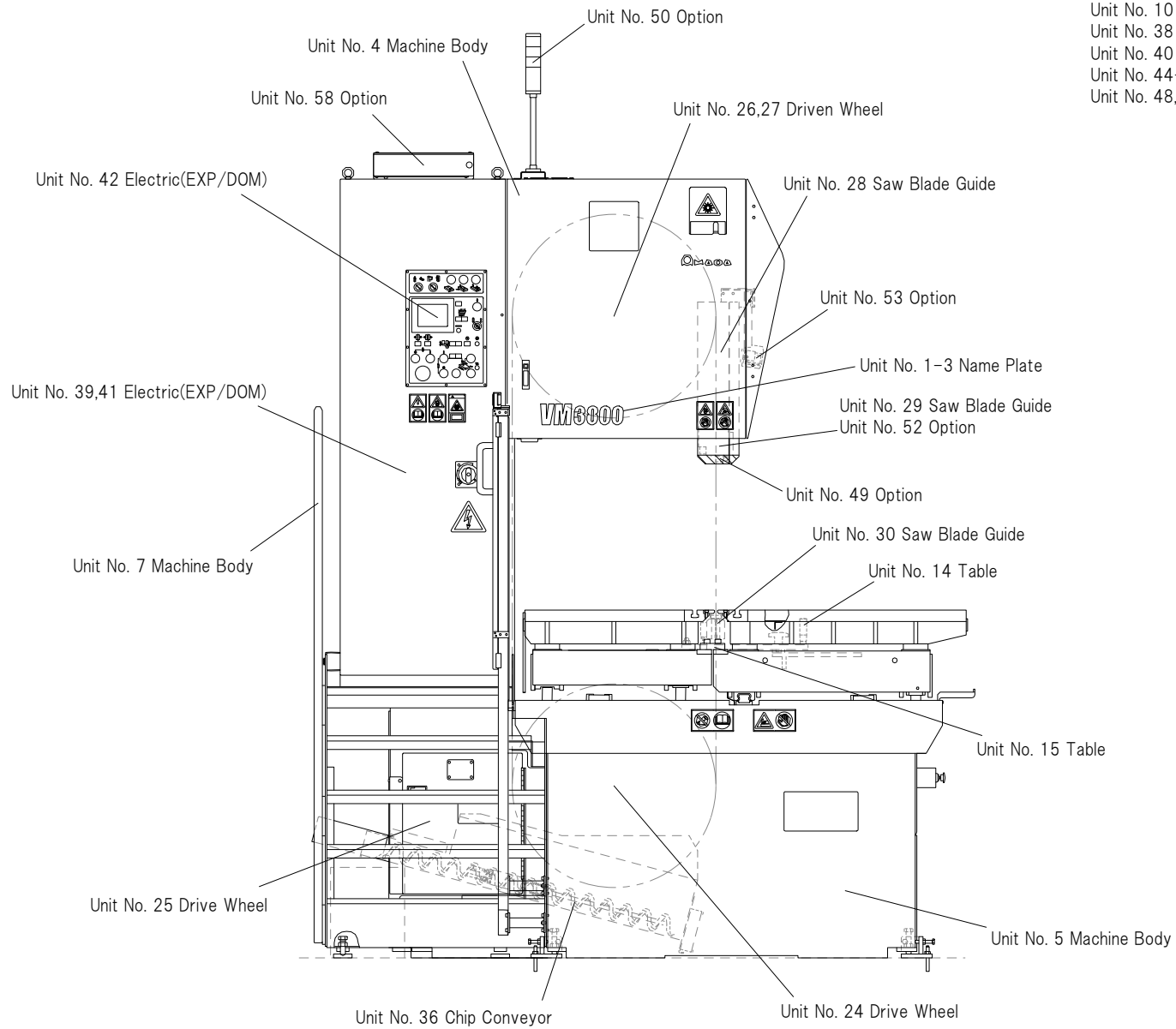
## ORDER INSTRUCTIONS

1. Confirm whether the model name and No. on the serial plate of the machine correspond to the numbers of the machines for which the parts list is effective.
2. Use the drawing in the MACHINE COMPONENT to find the unit on which the part in question is shown in greater detail.
3. Spread out the referred pages.
4. Use the drawings and corresponding lists to confirm the specs, etc. of the part in question.
5. When ordering, please supply the following information:
  - (1)Machine Model
  - (2)Serial No.
  - (3)Code
  - (4)Quantity

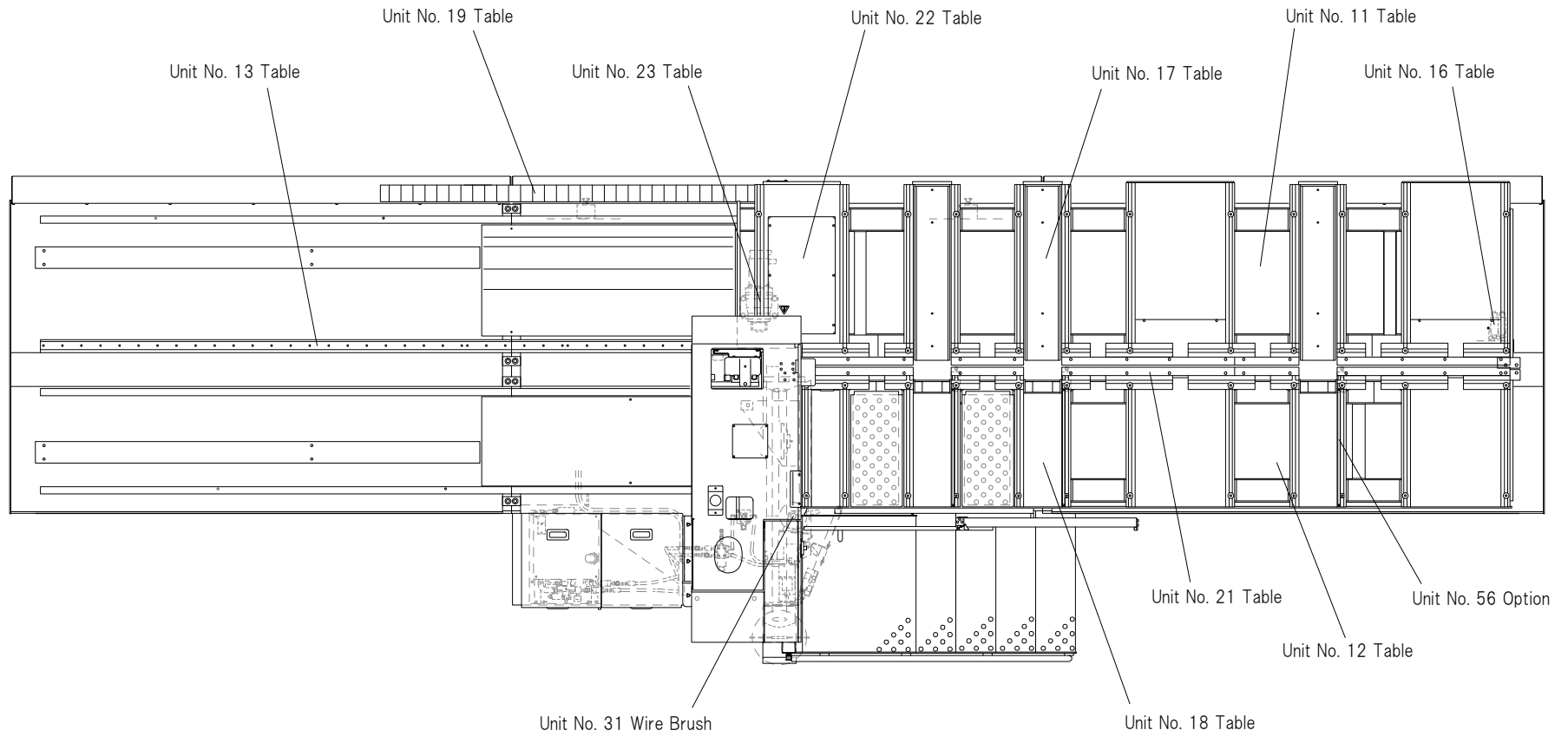
## UNIT LIST

Name Plate	///// Optional Accessories /////
Machine Body	Clamping Kit
Table	Signal Light
Drive Wheel	T-slot Clamp
Driven Wheel	Tool Set
Saw Blade Guide	Work Stopper
Wire Brush	
Hydraulic	///// Factory Options /////
Cutting Fluid	Blade Deviation Monitor
Chip Conveyor	Roller
Laser Beam Unit	Quick Approach
Work Clamper	Cutting Fluid Level Gauge
Electric	Scale
Standard Accessory	Work Light
	Sub-side Lifter Table EU
	Mechanical 400V EU
	Electrical Enclosure EU
	Inverter Box EU
	Electric 400V EU
	Cutting Fluid Level Gauge EU
	Work Light EU

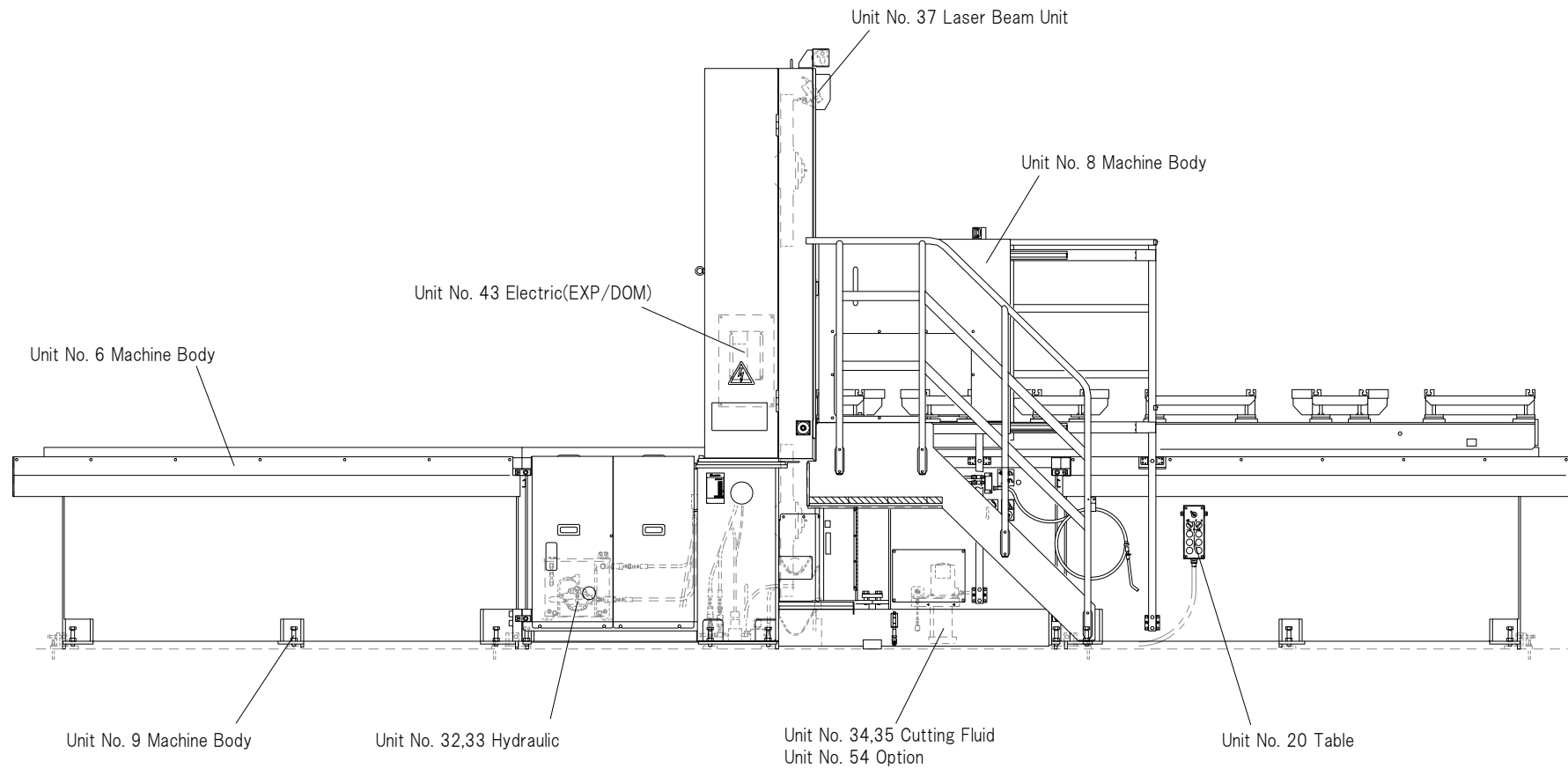
# MACHINE COMPONENT (1)



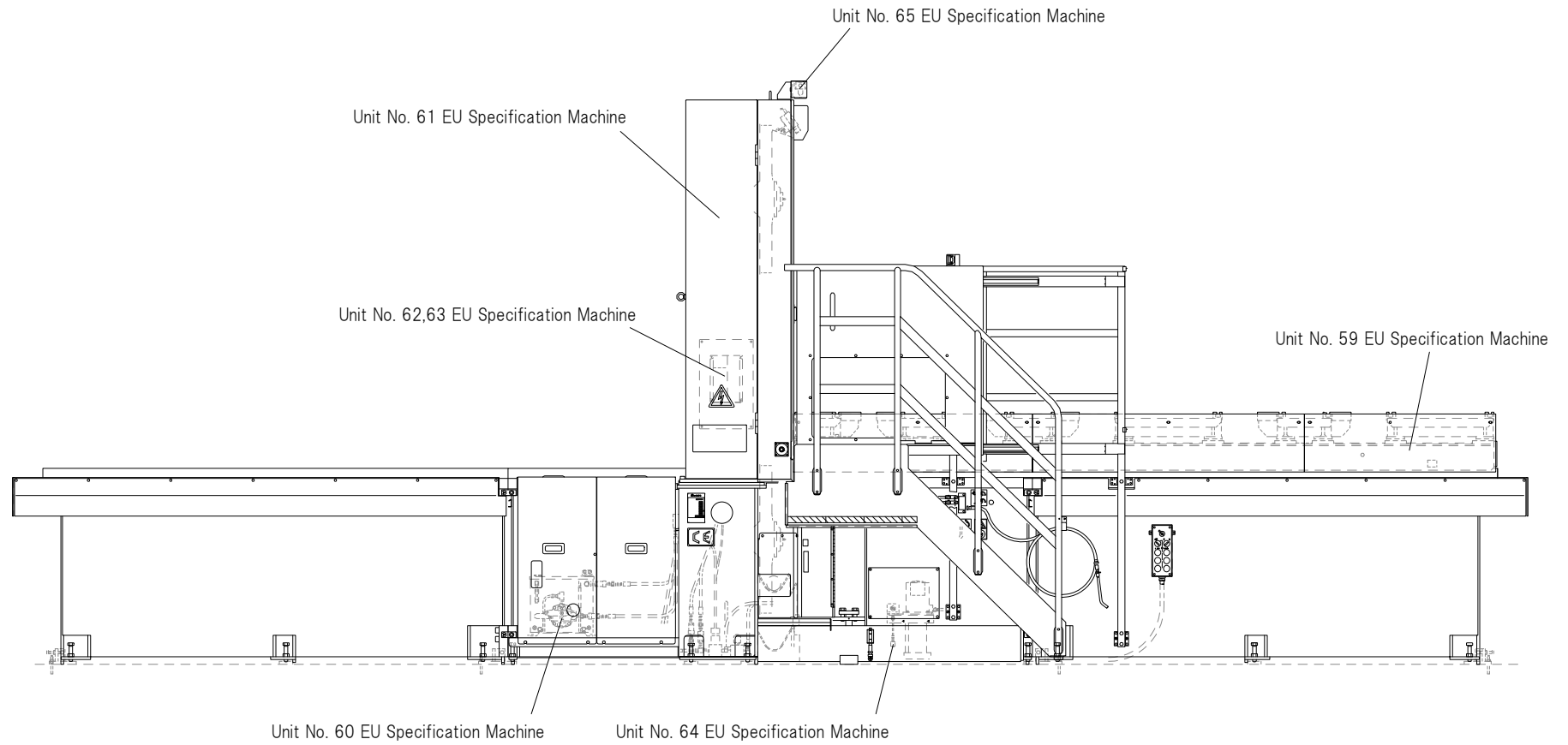
# MACHINE COMPONENT (2)



# MACHINE COMPONENT (3)

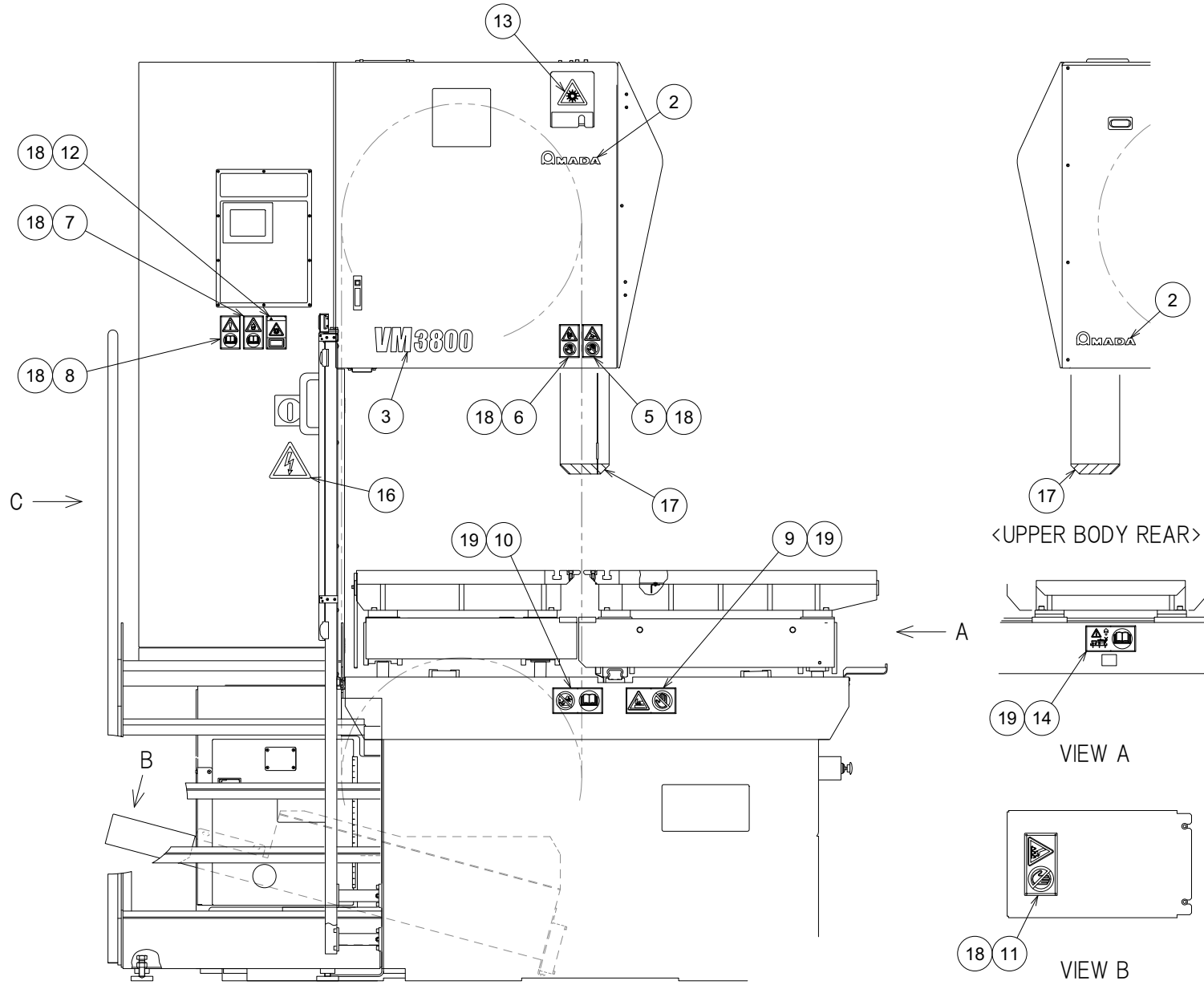


# MACHINE COMPONENT (4)

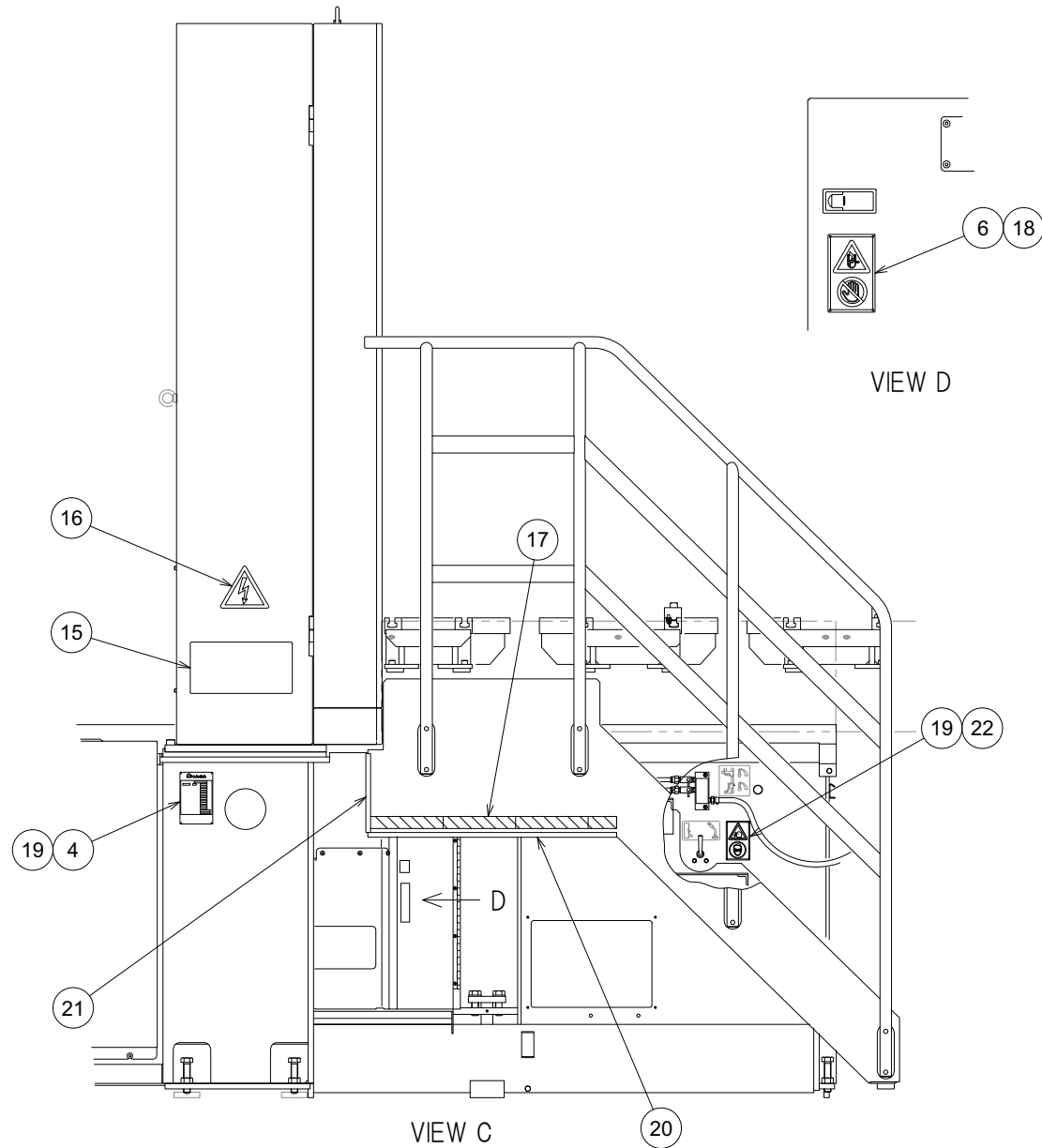


< EU >





1 Name Plate Layout



## Unit No. 1

## Name Plate(1)

From Serial No.38200002(EU\_EXP)\_38300002(DOM) and after

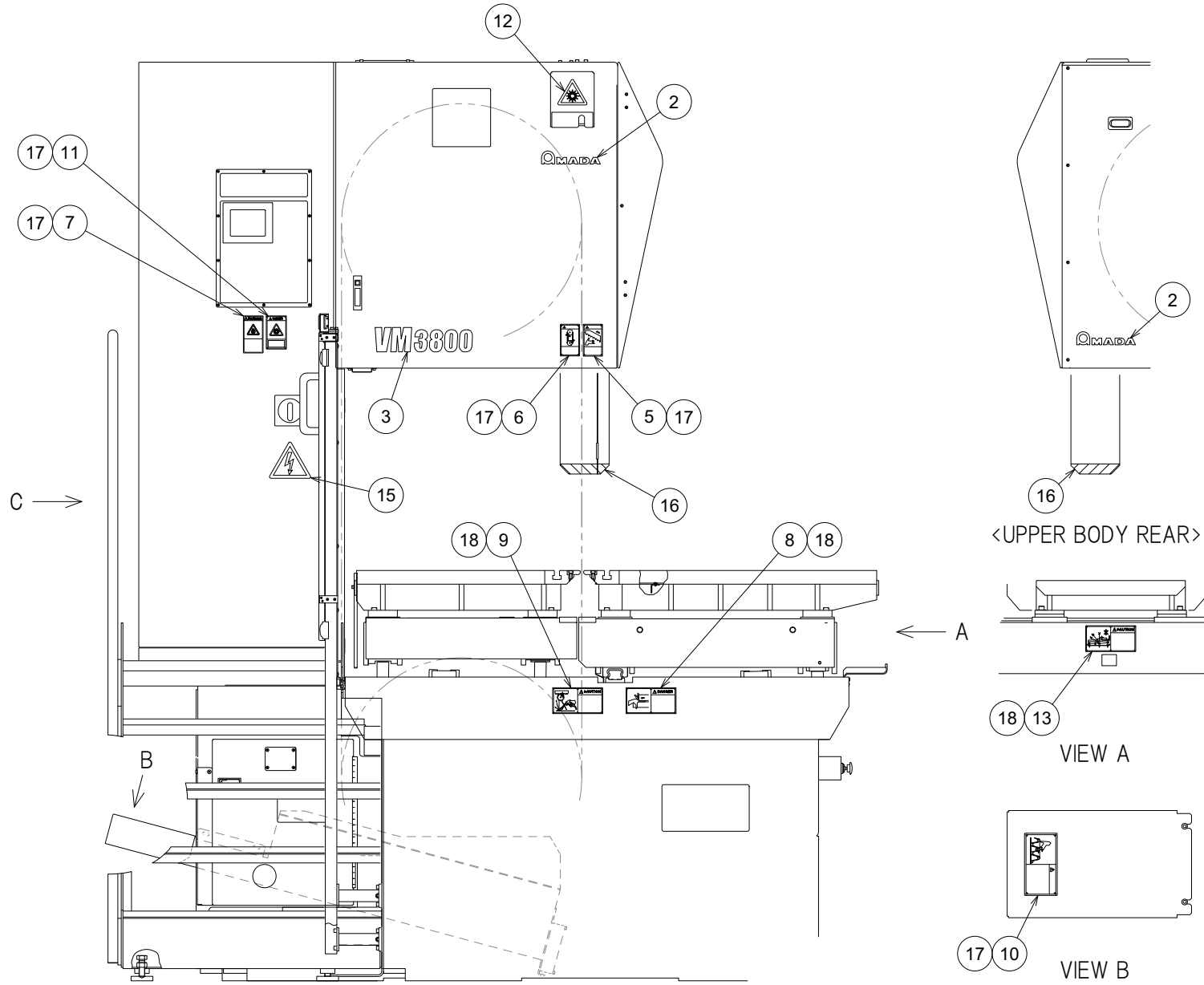
Index	Code	Parts Name	Drawing No.	Type	Maker	Q'ty	Note
1		Name Plate Layout	1454773--A			1	Index 2-22
2	11254620	AMADA Plate	6640630 A			2	
3	11256086	Model Plate	1454865---			1	
4	11256087	Serial Plate DOM	1454866---	T1.0		1	
5	11254049	Warning Plate	1242920			1	
6	11254048	Warning Plate	1242914			2	
7	11254022	Warning Plate	1206980			1	
8	11254024	Warning Plate	1206984			1	
9	11254046	Warning Plate	1242909---			2	
10	11254047	Warning Plate	1242911			2	
11	11254023	Warning Plate	1206983			1	
12	11255679	Warning Plate	1453684---			1	
13	11254653	Caution Plate	DA23738---			1	
14	11255200	Warning Plate	1242912			1	
15	11256088	Name Plate	1454867---	T0.2		1	
16	11254799	Charging Mark	P360208003	125MM	NIKKOUKAI	2	
17	11255682	Caution Plate	6170009 A	AS-K1006		2	
18	11157733	Blind Rivet	P339208002	NSA3-2	LOBTEX	28	
19	11254791	Drive Screw	P339100002	NO.2X4.8	Tokyo Byora	38	

## Unit No. 1

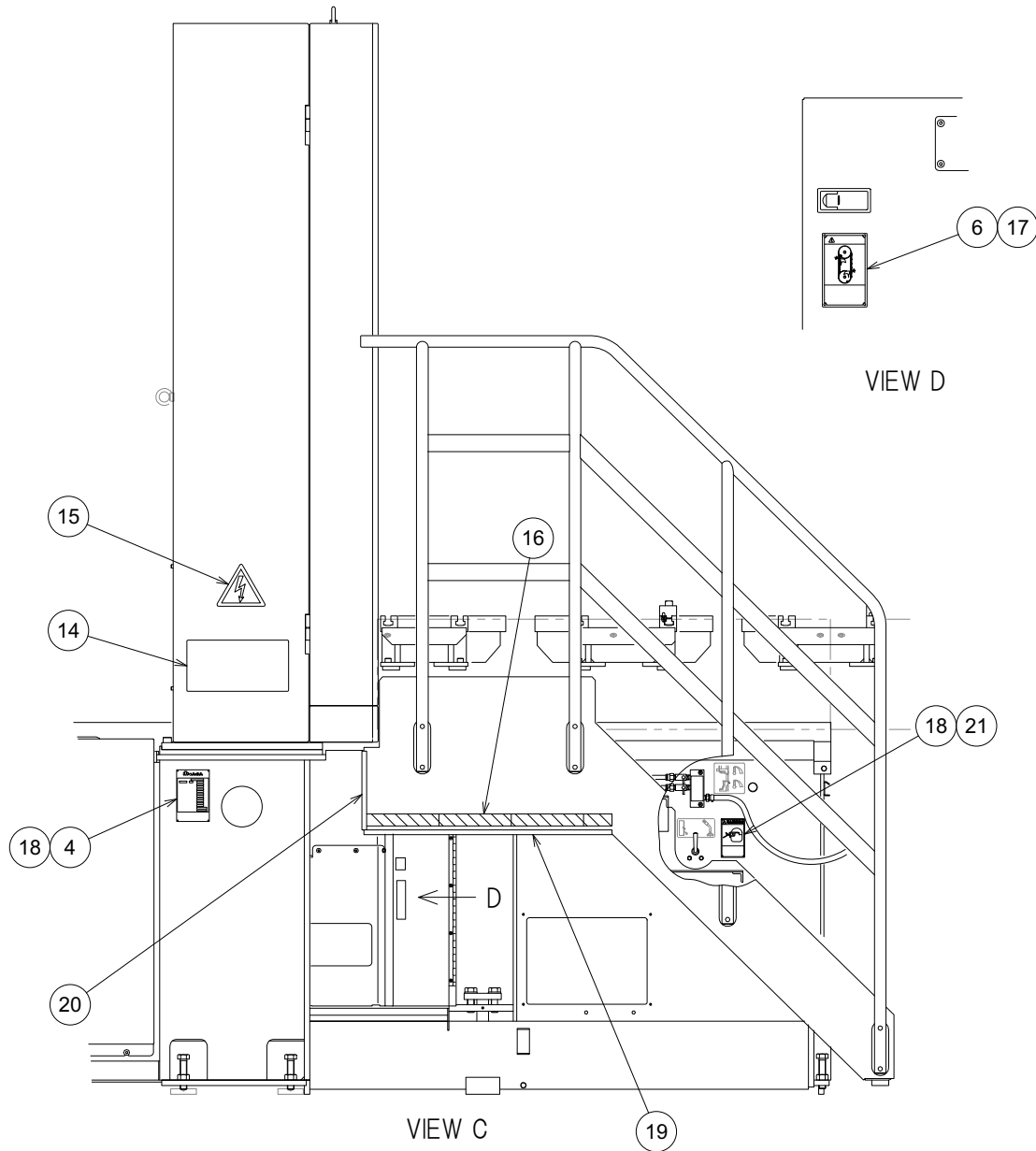
## Name Plate(1)

From Serial No.38200002(EU\_EXP)\_38300002(DOM) and after

Index	Code	Parts Name	Drawing No.	Type	Maker	Q'ty	Note
20	11256020	Grooved Rubber 1	1451491---	No.130-L731		1	
21	11256021	Grooved Rubber 2	1451492---	No.130-L339		1	
22	11254025	Warning Plate	1206985			1	



1 Name Plate Layout EXP



## Unit No. 2

## Name Plate(2)

From Serial No.38200002(EU\_EXP)\_38300002(DOM) and after

Index	Code	Parts Name	Drawing No.	Type	Maker	Q'ty	Note
1		Name Plate Layout EXP	1454774--A			1	Index 2-21
2	11254620	AMADA Plate	6640630 A			2	
3	11256086	Model Plate	1454865---			1	
4	11256089	Serial Plate EXP	1454868--A			1	
5	11254622	Warning Plate	7025527			1	
6	11161829	Warning Plate	1242701			2	
7	11254056	Warning Plate	1280740 A			1	
8	11256005	Warning Plate	1242921---			2	
9	11256006	Warning Plate	1242922---			2	
10	11254017	Warning Plate	1106877			1	
11	11256008	Warning Plate	1242924---			1	
12	11254653	Caution Plate	DA23738---			1	
13	11256007	Warning Plate	1242923---			1	
14	11256090	Name Plate EXP	1454869---	T0.2		1	
15	11254799	Charging Mark	P360208003	125MM	NIKKOUKAI	2	
16	11255682	Caution Plate	6170009 A	AS-K1006		2	
17	11157733	Blind Rivet	P339208002	NSA3-2	LOBTEX	24	
18	11254791	Drive Screw	P339100002	NO.2X4.8	Tokyo Byora	38	
19	11256020	Grooved Rubber 1	1451491---	No.130-L731		1	

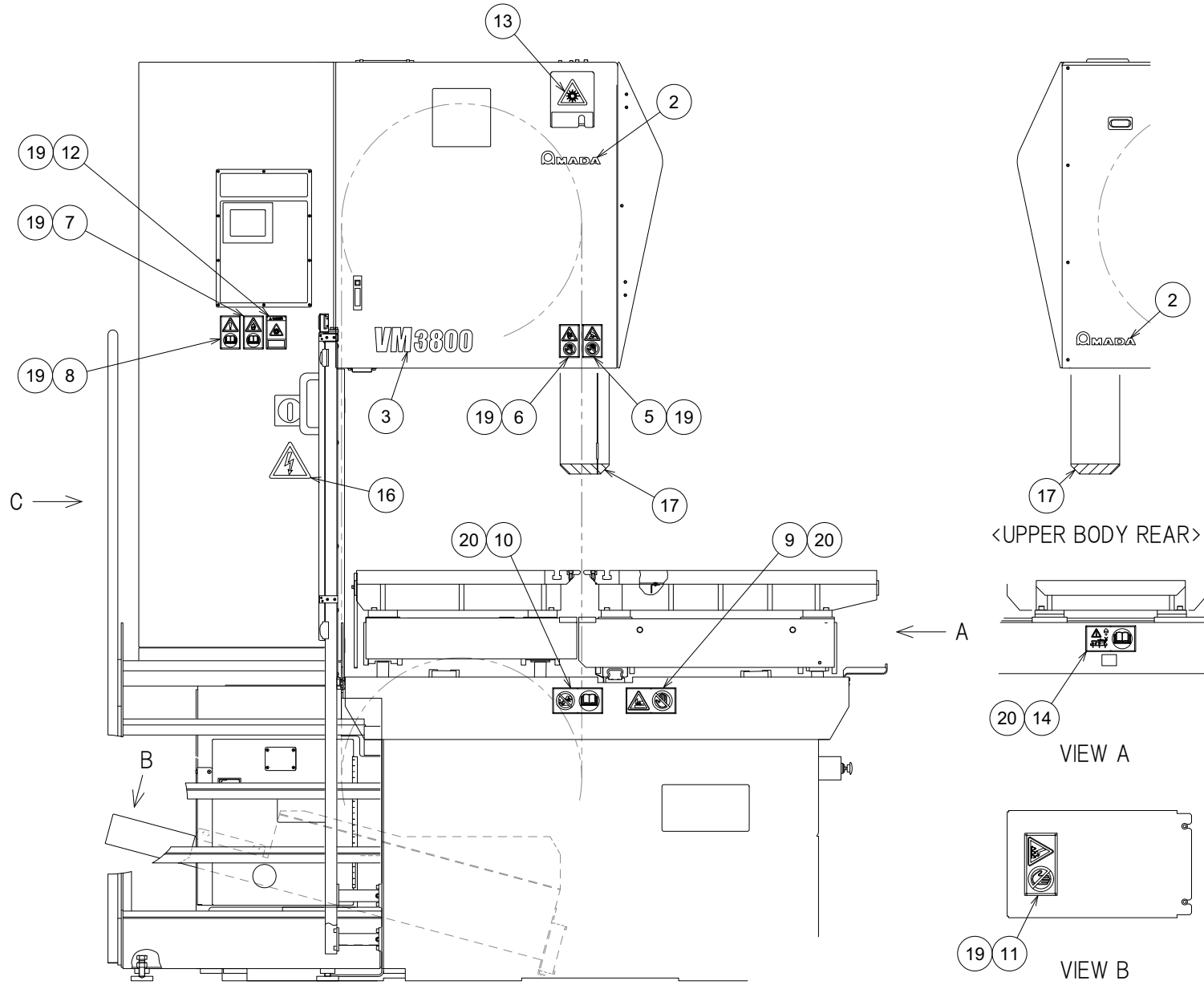
## Unit No. 2

Name Plate(2)

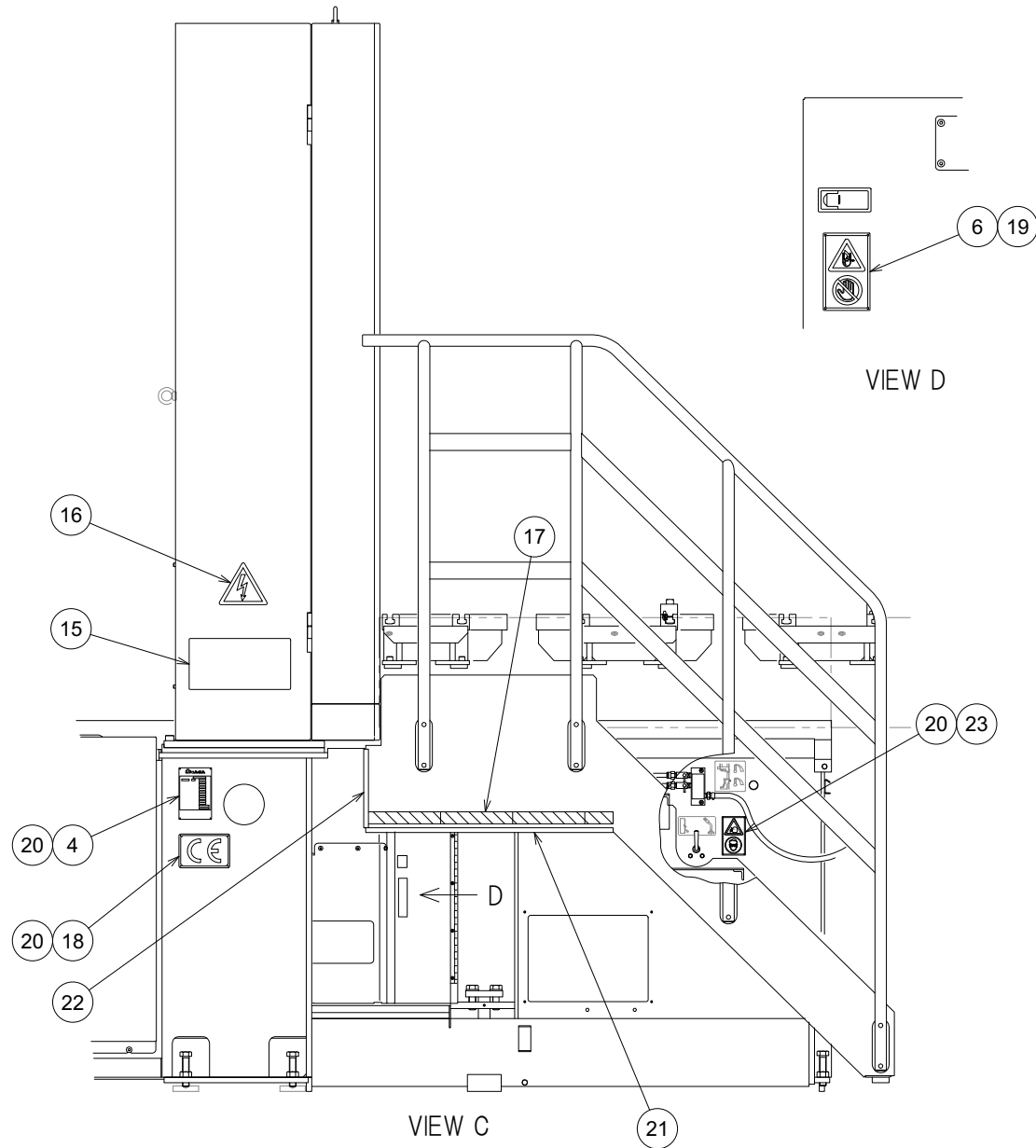
From Serial No.38200002(EU\_EXP)\_38300002(DOM) and after

Index	Code	Parts Name	Drawing No.	Type	Maker	Q'ty	Note
20	11256021	Grooved Rubber 2	1451492---	No.130-L339		1	
21	11256009	Warning Plate	1242925---			1	





1 Name Plate Layout CE



## Unit No. 3

## Name Plate(3)

From Serial No.38200002(EU\_EXP)\_38300002(DOM) and after

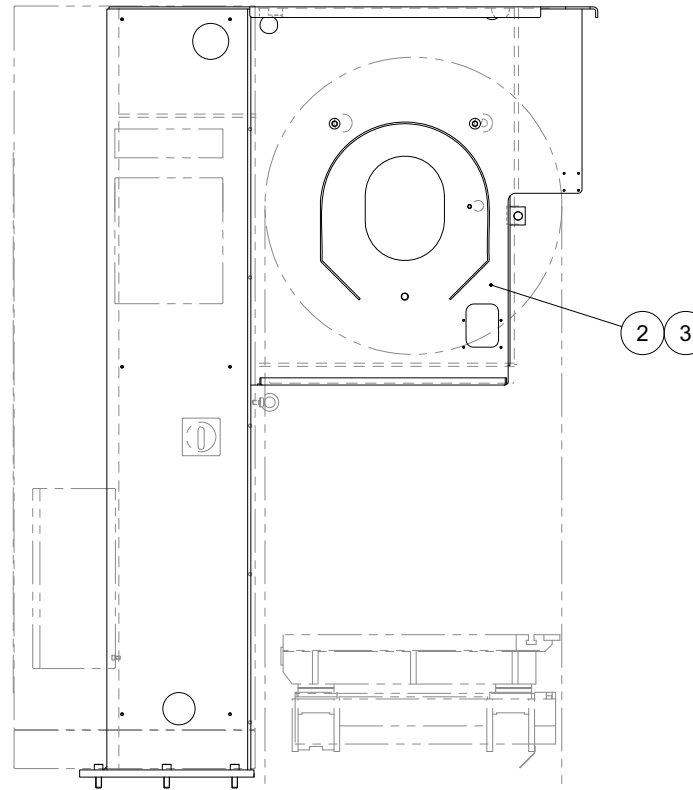
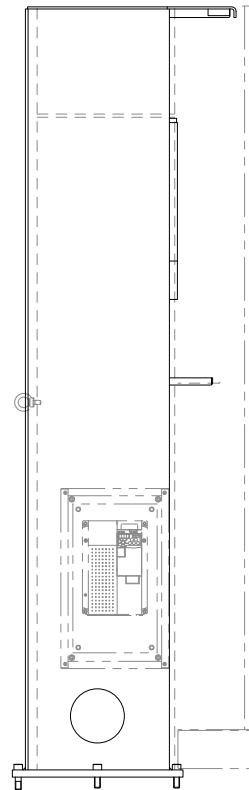
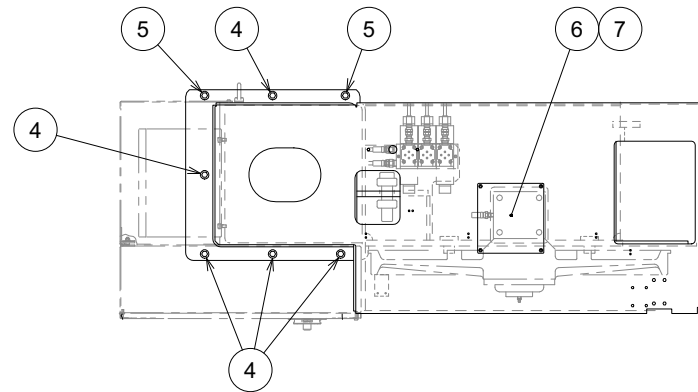
Index	Code	Parts Name	Drawing No.	Type	Maker	Q'ty	Note
1		Name Plate Layout CE	1454775--A			1	Index 2-23
2	11254620	AMADA Plate	6640630 A			2	
3	11256086	Model Plate	1454865---			1	
4	11256089	Serial Plate EXP	1454868--A			1	
5	11254049	Warning Plate	1242920			1	
6	11254048	Warning Plate	1242914			2	
7	11254022	Warning Plate	1206980			1	
8	11254024	Warning Plate	1206984			1	
9	11254046	Warning Plate	1242909---			2	
10	11254047	Warning Plate	1242911			2	
11	11254023	Warning Plate	1206983			1	
12	11255664	Warning Plate	1453666--A			1	
13	11254653	Caution Plate	DA23738---			1	
14	11255200	Warning Plate	1242912			1	
15	11256090	Name Plate EXP	1454869---	T0.2		1	
16	11254799	Charging Mark	P360208003	125MM	NIKKOUKAI	2	
17	11255682	Caution Plate	6170009 A	AS-K1006		2	
18	11254052	CE Mark Plate	1279130	T1		1	
19	11157733	Blind Rivet	P339208002	NSA3-2	LOBTEX	28	

## Unit No. 3

## Name Plate(3)

From Serial No.38200002(EU\_EXP)\_38300002(DOM) and after

Index	Code	Parts Name	Drawing No.	Type	Maker	Q'ty	Note
20	11254791	Drive Screw	P339100002	NO.2X4.8	Tokyo Byora	42	
21	11256020	Grooved Rubber 1	1451491---	No.130-L731		1	
22	11256021	Grooved Rubber 2	1451492---	No.130-L339		1	
23	11254025	Warning Plate	1206985			1	



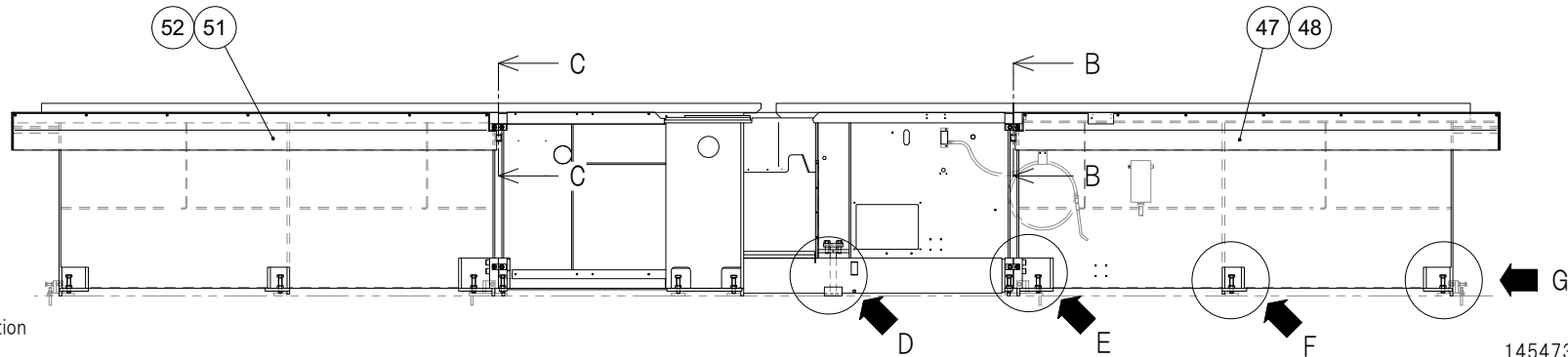
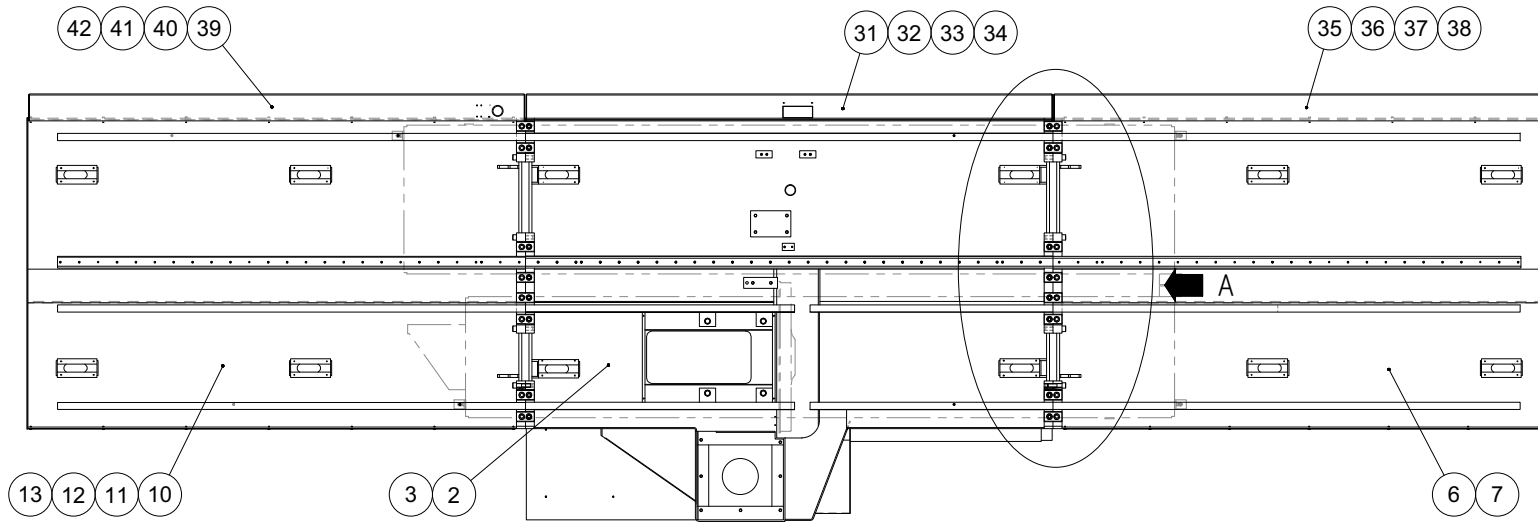
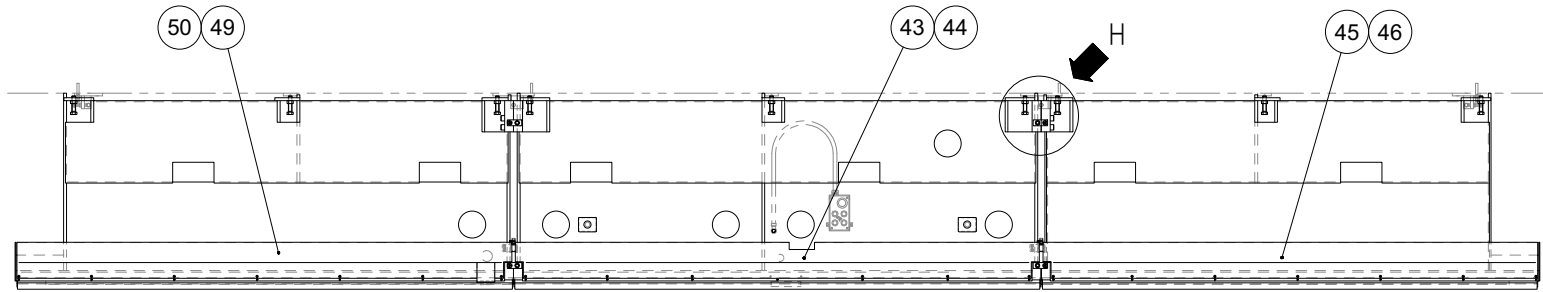
1 Upper Body

## Unit No. 4

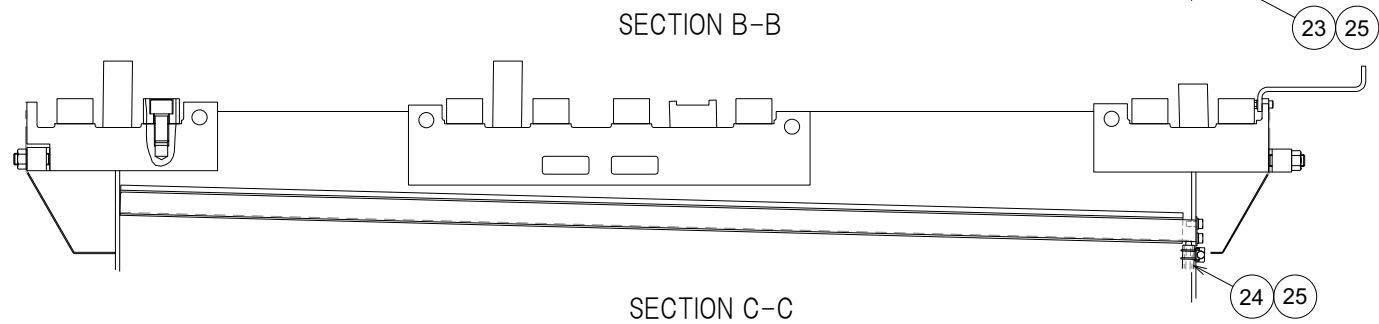
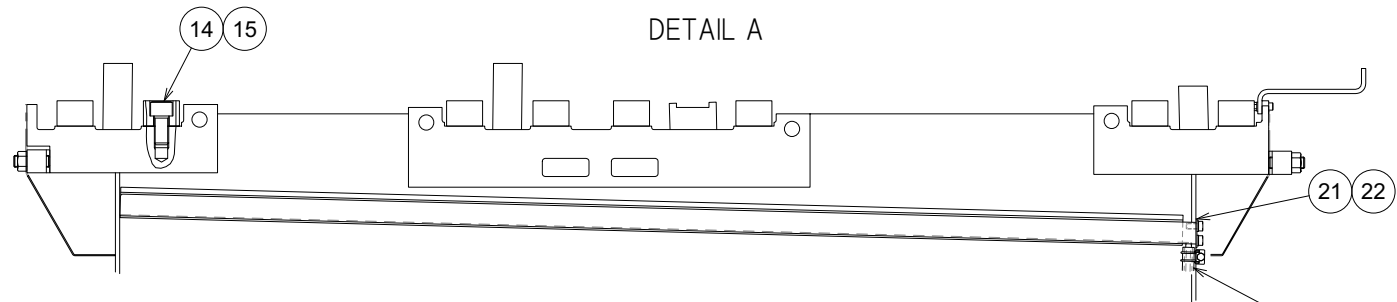
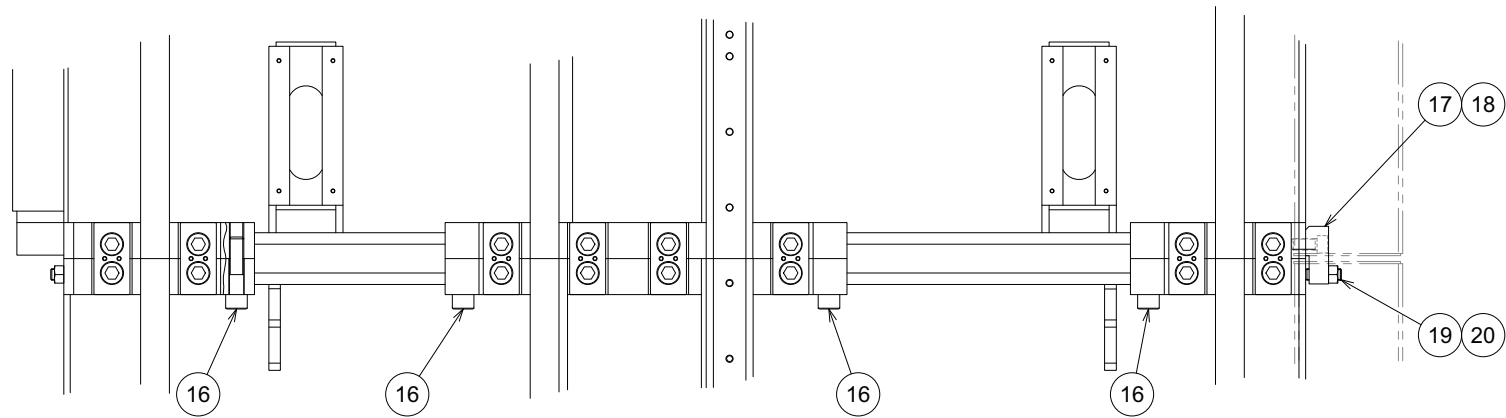
## Machine Body(1)

From Serial No.38200002(EU\_EXP)\_38300002(DOM) and after

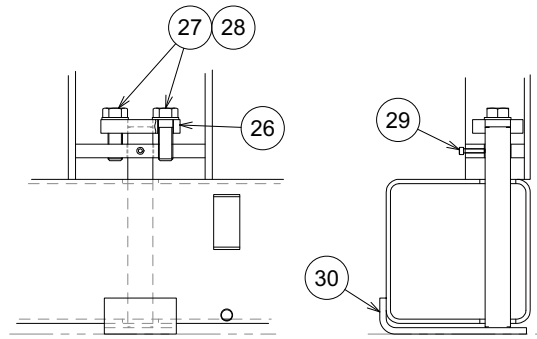
Index	Code	Parts Name	Drawing No.	Type	Maker	Q'ty	Note
1		Upper Body	1454736--A			1	Index 2-7
2	11256046	Upper Body	1454820--A			1	
3	11256047	Upper Body	1454821--A			1	
4	11139834	Hex Socket Cap Screw	P330260034	M16X50		5	
5	11254026	Reamer Bolt	1230007 B	(HA406)		2	
6	11256056	Top Cover	1454830---			1	
7	11139528	Button Head Screw	P334500014	M6X12	JIS	4	



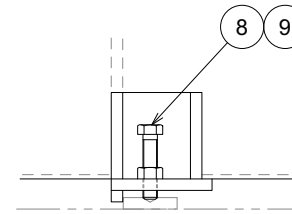
1454735--B



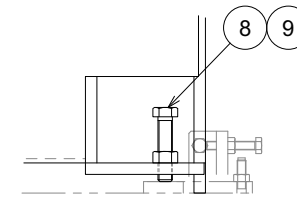




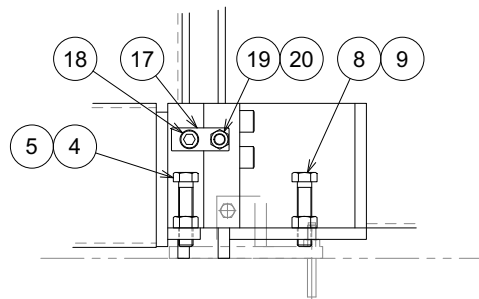
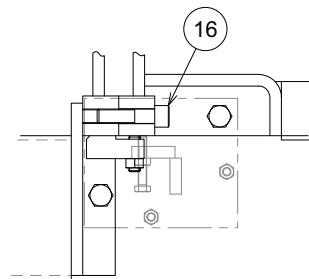
DETAIL D



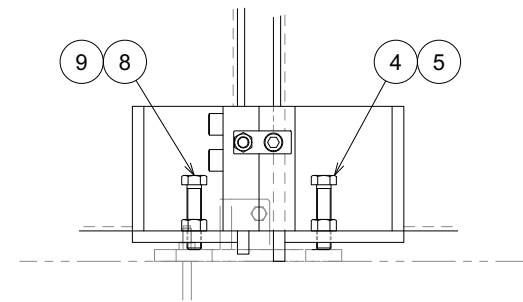
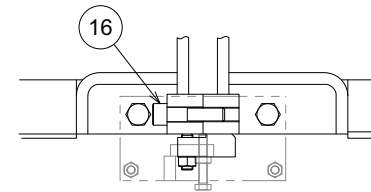
DETAIL F



DETAIL G



DETAIL E



DETAIL H

## Unit No. 5

## Machine Body(2)

From Serial No.38200002(EU\_EXP)\_38300002(DOM) and after

Index	Code	Parts Name	Drawing No.	Type	Maker	Q'ty	Note
1		Lower Portion	1454735--B			1	Index 2-52
2	11256048	Lower Portion M	1454822--A			1	
3	11256049	Lower Portion M	1454823---			1	
4	11255858	Bolt	P330070033	M20X90(All-thread)		7	
5	11255880	Nut	P332000010	M20	JIS	7	
6	11256015	Lower Portion R	1451443--A			1	
7	11256081	Lower Portion R	1454860---			1	
8	11255858	Bolt	P330070033	M20X90(All-thread)		6	
9	11255880	Nut	P332000010	M20	JIS	6	
10	11256016	Lower Portion L	1451444--A			1	
11	11256082	Lower Portion L	1454861---			1	
12	11255858	Bolt	P330070033	M20X90(All-thread)		6	
13	11255880	Nut	P332000010	M20	JIS	6	
14	11150213	Leveling Block	1242019			16	
15	11160335	Hex Socket Cap Screw	P330270003	M20X40		32	
16	11255875	Hex Socket Cap Screw	P330270011	M20X80		16	
17	11162706	Side Leveling Block	1242022 C			8	
18	11160330	Hex Socket Cap Screw	P330260031	M16X35		8	
19	11160806	Socket Set Screw	P330550078	M16X50(Flat Type)	JIS	8	

## Unit No. 5

## Machine Body(2)

From Serial No.38200002(EU\_EXP)\_38300002(DOM) and after

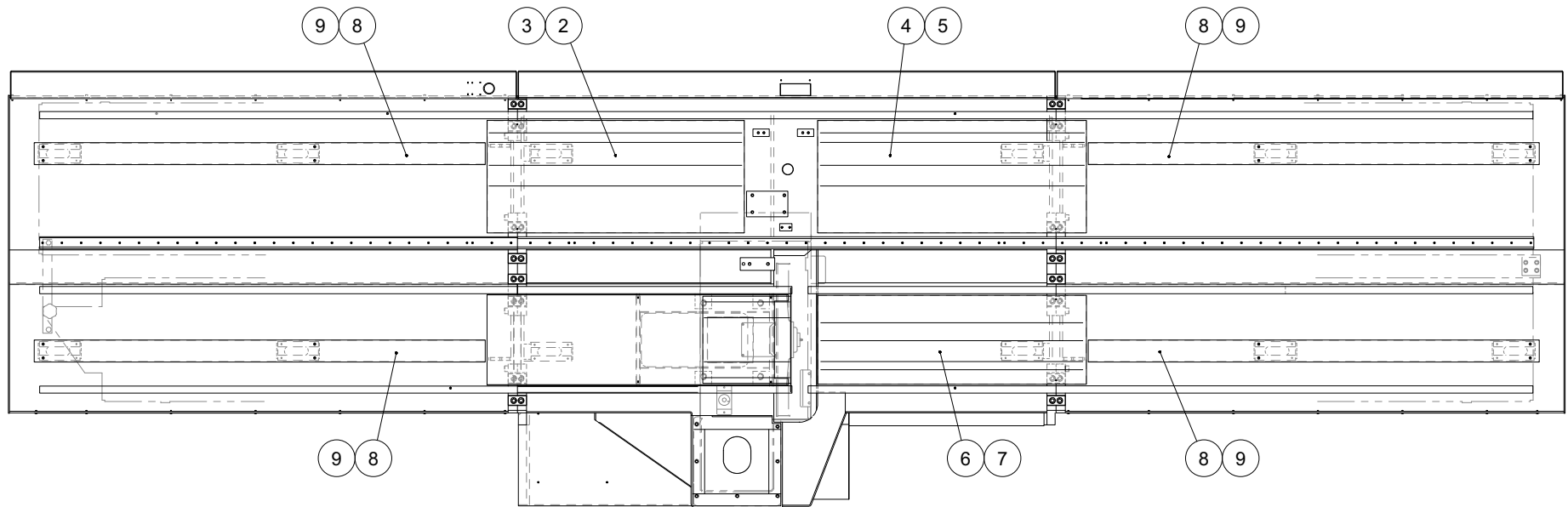
Index	Code	Parts Name	Drawing No.	Type	Maker	Q'ty	Note
20	11254745	Nut	P332000009	M16	JIS	8	
21	11256127	Splash Guard	1454907---			2	
22	11256205	Flange Socket Bolt	P330460005	M8X15	NISSAN NEJI	4	
23	10375609	Plastic Hose	P230248008	E-TB-10-2M	HAKKO	1	
24	10375609	Plastic Hose	P230248035	E-TB-10-5M	HAKKO	1	
25	11255908	Hose Band	P381008042	D16(Wire Band)	TSUKIJI Mfg	2	
26	11150210	Leveling Bar	1242015			1	
27	11160407	Bolt	P330070005	M20X60		2	
28	11160709	Washer	P336000012	20(Normal)	JIS	2	
29	11256201	Hex Socket Cap Screw	P330220040	M6X30(All-thread)	MOURI	1	
30	11150211	Leveling Plate	1242016 A			1	
31	11150104	Cutting Fluid Tray M	1242032 D			1	
32	11160310	Hex Socket Cap Screw	P330220011	M6X25		7	
33	11139745	Spring Washer	P336050005	6	JIS	7	
34	11254741	Nut	P332000004	M6	JIS	7	
35	11255464	Cutting Fluid Tray R	1453543---			1	
36	11160310	Hex Socket Cap Screw	P330220011	M6X25		7	
37	11139745	Spring Washer	P336050005	6	JIS	7	
38	11254741	Nut	P332000004	M6	JIS	7	

## Unit No. 5

## Machine Body(2)

From Serial No.38200002(EU\_EXP)\_38300002(DOM) and after

Index	Code	Parts Name	Drawing No.	Type	Maker	Q'ty	Note
39	11256025	Cutting Fluid Tray L	1453544--A			1	
40	11160310	Hex Socket Cap Screw	P330220011	M6X25		7	
41	11139745	Spring Washer	P336050005	6	JIS	7	
42	11254741	Nut	P332000004	M6	JIS	7	
43	11256000	Hose Cover M	1242035--E			1	
44	11139664	Truss Head Screw	P334130012	M6X12	JIS	7	
45	11255482	Hose Cover R1	1453561---	T1.6		1	
46	11139664	Truss Head Screw	P334130012	M6X12	JIS	7	
47	11256022	Hose Cover R2	1451497--A			1	
48	11139664	Truss Head Screw	P334130012	M6X12	JIS	7	
49	11255612	Hose Cover L1	1453611---	T1.6		1	
50	11139664	Truss Head Screw	P334130012	M6X12	JIS	7	
51	11255613	Hose Cover L2	1453612---	T1.6		1	
52	11139664	Truss Head Screw	P334130012	M6X12	JIS	7	



1 Cover

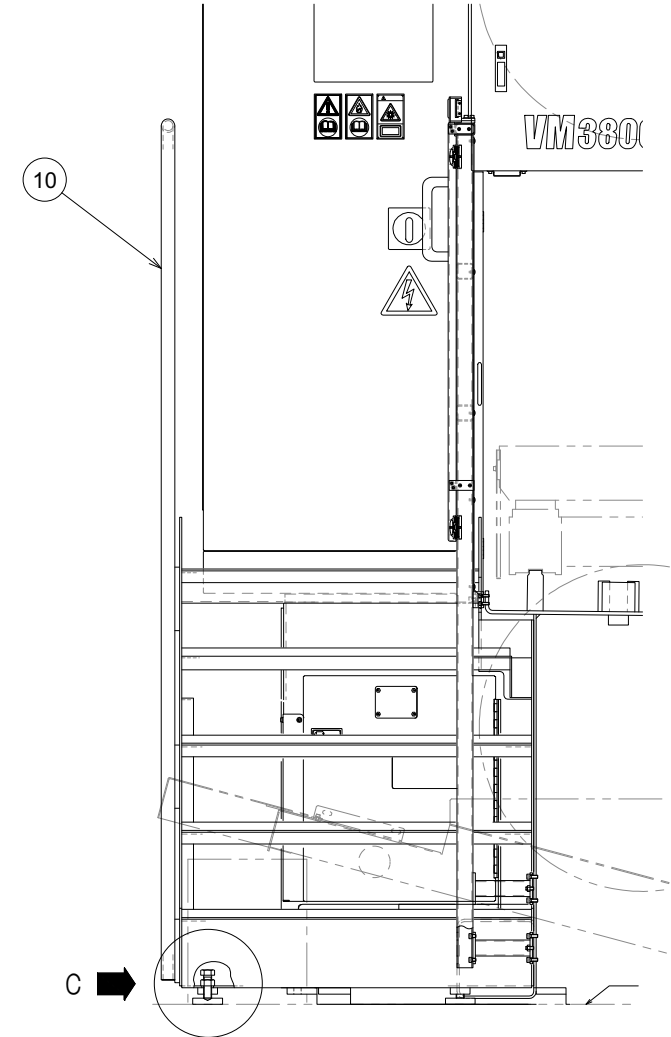
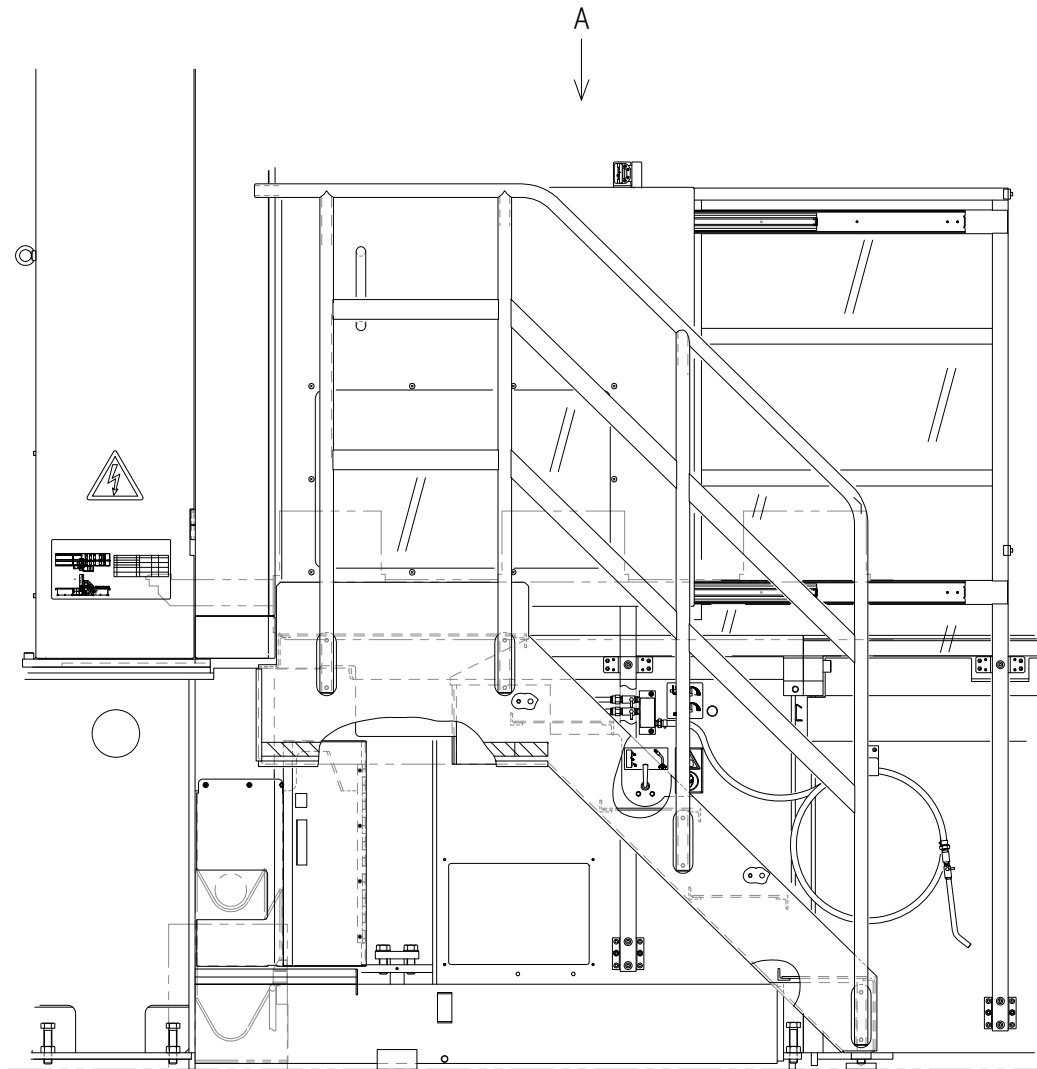
1454741--A

## Unit No. 6

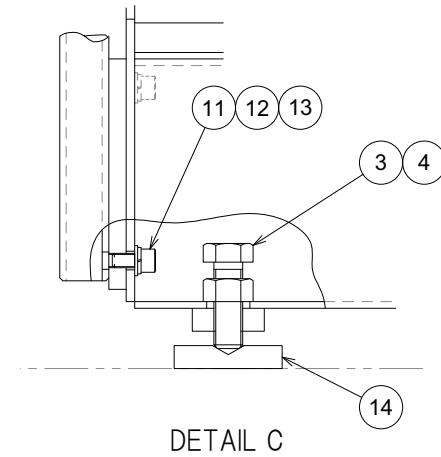
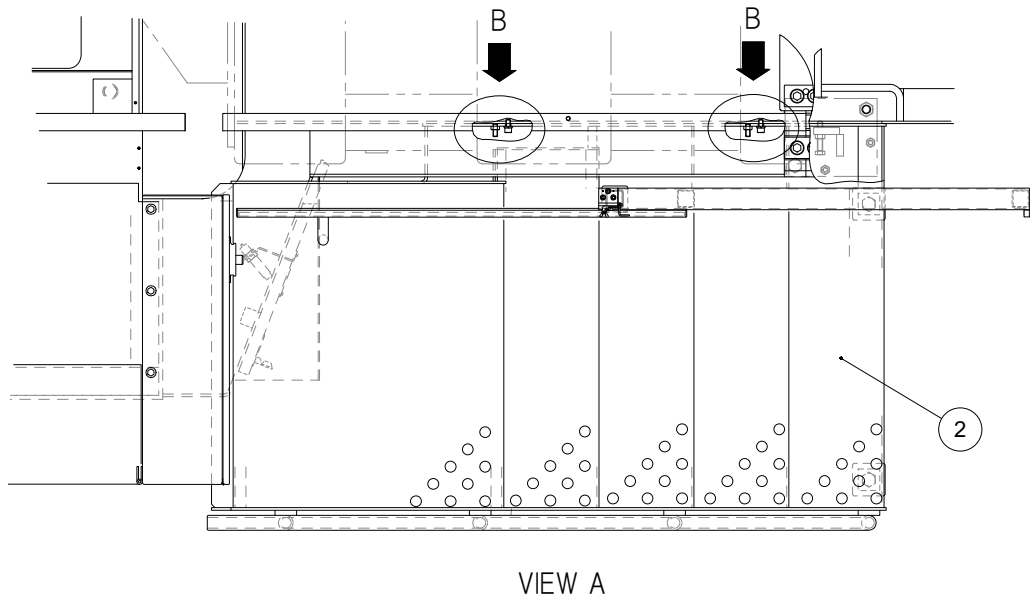
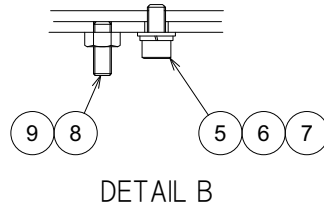
## Machine Body(3)

From Serial No.38200002(EU\_EXP)\_38300002(DOM) and after

Index	Code	Parts Name	Drawing No.	Type	Maker	Q'ty	Note
1		Cover	1454741--A			1	Index 2-9
2	11255467	Safety Cover 1	1453546---	T1.6		1	
3	11139663	Truss Head Screw	P334130011	M6X10	JIS	2	
4	11255471	Safety Cover 5	1453550---	T1.6		1	
5	11139663	Truss Head Screw	P334130011	M6X10	JIS	2	
6	11256019	Cover 4	1451454---	T1.6		1	
7	11139663	Truss Head Screw	P334130011	M6X10	JIS	2	
8	11256026	Safety Cover 8	1453560--B	T1.6		4	
9	11139663	Truss Head Screw	P334130011	M6X10	JIS	16	



1 Staircase



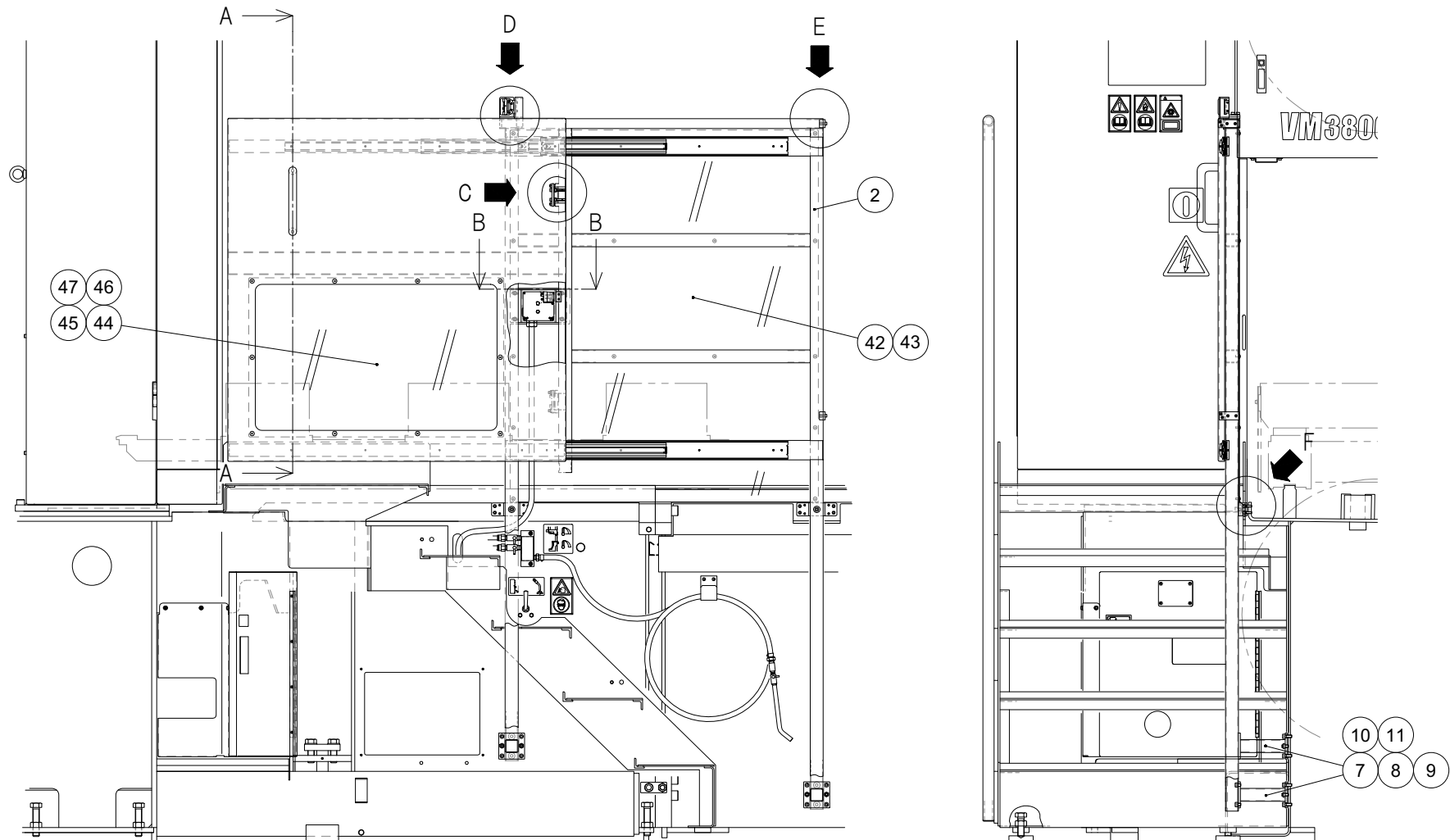


## Unit No. 7

## Machine Body(4)

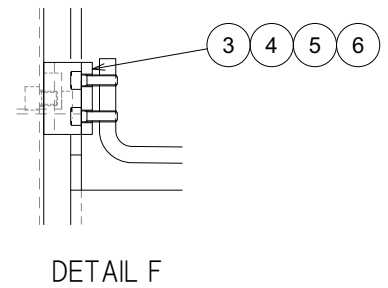
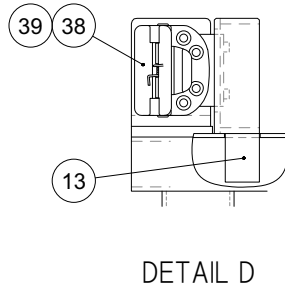
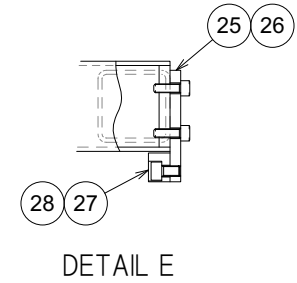
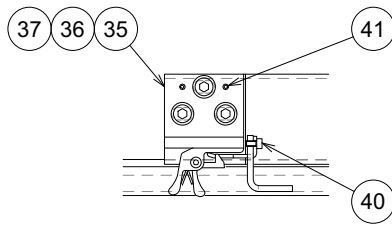
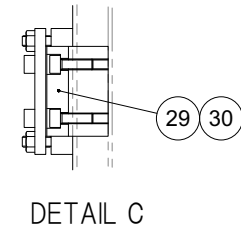
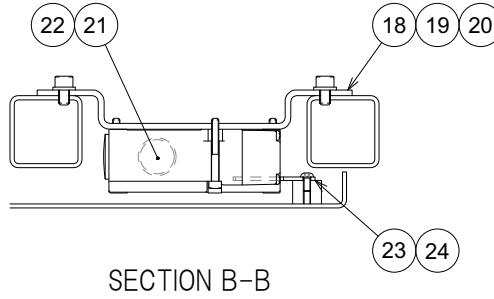
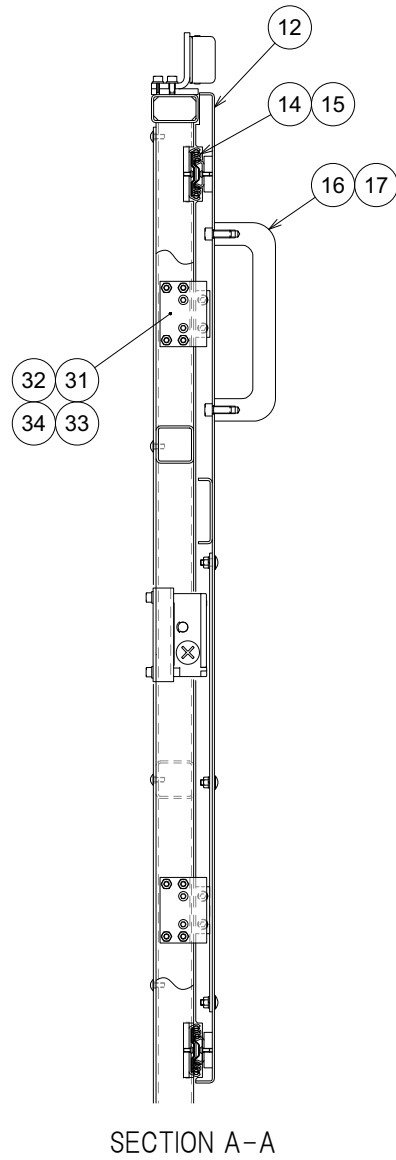
From Serial No.38200002(EU\_EXP)\_38300002(DOM) and after

Index	Code	Parts Name	Drawing No.	Type	Maker	Q'ty	Note
1		Staircase	1454739--B			1	Index 2-14
2	11256055	Staircase	1454829--B			1	
3	11160407	Bolt	P330070005	M20X60		2	
4	11255880	Nut	P332000010	M20	JIS	2	
5	11139821	Hex Socket Cap Screw	P330240006	M10X20		2	
6	11139747	Spring Washer	P336050007	10	JIS	2	
7	11139708	Washer	P336000007	10(Normal)	JIS	2	
8	11256206	Socket Set Screw	P330550054	M10X30(Flat Type)	JIS	2	
9	11139536	Nut	P332000089	M10(Type-1)	JIS	2	
10	11255999	Handrail A	1242025 C			1	
11	11139821	Hex Socket Cap Screw	P330240006	M10X20		8	
12	11139747	Spring Washer	P336050007	10	JIS	8	
13	11139708	Washer	P336000007	10(Normal)	JIS	8	
14	11162876	Base Plate	1240766			2	



1 Step Door

1454740--B



## Unit No. 8

## Machine Body(5)

From Serial No.38200002(EU\_EXP)\_38300002(DOM) and after

Index	Code	Parts Name	Drawing No.	Type	Maker	Q'ty	Note
1		Step Door	1454740--B			1	Index 2-47
2	11256011	Door Frame	1451368--A			1	
3	11255254	Arm Bracket	1451300	T6		2	
4	11139813	Hex Socket Cap Screw	P330220009	M6X20	JIS	8	
5	11255877	Socket Set Screw	P330550027	M6X12(Flat Type)	JIS	8	
6	11254716	Hex Socket Cap Screw	P330230001	M8X10		2	
7	11255637	Connector 1	1453637---			2	
8	11254716	Hex Socket Cap Screw	P330230001	M8X10		4	
9	11139817	Hex Socket Cap Screw	P330230006	M8X20		8	
10	11254739	Socket Set Screw	P330550041	M8X20(Flat Type)	JIS	4	
11	11254742	Nut	P332000005	M8	JIS	4	
12	11256012	Door	1451369---	T2.3		1	
13	11255253	L Type Metal Fitting B	145129702			1	
14	11255361	Slide Rail	145351111-	FBL56H+762L		2	
15	11254766	Button Head Screw	P334500004	M4X8	JIS	20	
16	11255841	Grip	P317102008	AP-42-C-3	TAKIGEN	1	
17	11139817	Hex Socket Cap Screw	P330230006	M8X20		2	
18	11255640	Bracket	1453640---	T3.2		1	
19	11139803	Hex Socket Cap Screw	P330210003	M5X10		4	

## Unit No. 8

## Machine Body(5)

From Serial No.38200002(EU\_EXP)\_38300002(DOM) and after

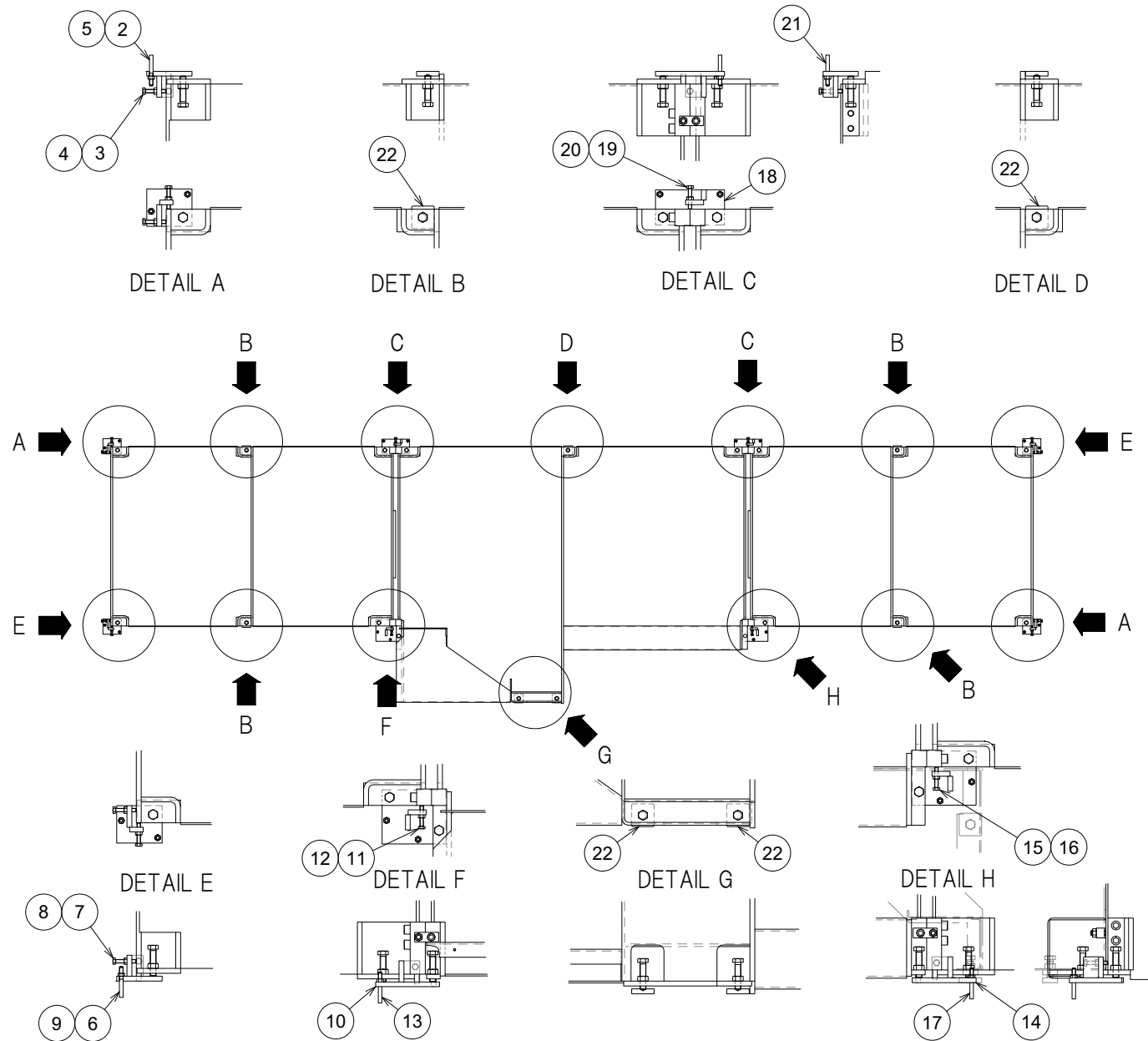
Index	Code	Parts Name	Drawing No.	Type	Maker	Q'ty	Note
20	11255896	Washer	P336000080	5(Normal)		4	
21	11255971	Door Switch	P829602036	D4NL-2AFA-B	OMRON	1	
22	11254709	Hex Socket Cap Screw	P330200024	M4X35		3	
23	11255972	Accessory for Door Switch	P829628002	D4DS-K1	OMRON	1	
24	11254766	Button Head Screw	P334500004	M4X8	JIS	2	
25	11255596	Plate C	1453595---			2	
26	11160303	Hex Socket Cap Screw	P330210006	M5X15		4	
27	11255257	Urethane Rubber B	1451308			2	
28	11254712	Hex Socket Cap Screw	P330220003	M6X10		4	
29	11255256	Urethane Rubber A	1451306			2	
30	11139813	Hex Socket Cap Screw	P330220009	M6X20	JIS	4	
31	11255255	Plate B	1451305			2	
32	11139813	Hex Socket Cap Screw	P330220009	M6X20	JIS	4	
33	11139619	Socket Set Screw	P330550030	M6X16(Flat Type)	JIS	8	
34	11139533	Nut	P332000071	M6(Type-1)	JIS	8	
35	11255258	L Type Metal Fitting A	1451309			1	
36	11139811	Hex Socket Cap Screw	P330220004	M6X12	JIS	3	
37	11139706	Washer	P336000005	6(Normal)	JIS	4	
38	11255844	Door Closer	P317402019	C-294	TAKIGEN	1	

## Unit No. 8

## Machine Body(5)

From Serial No.38200002(EU\_EXP)\_38300002(DOM) and after

Index	Code	Parts Name	Drawing No.	Type	Maker	Q'ty	Note
39	11255889	Flat Head Screw	P334110008	M4X10	JIS	4	
40	11160012	Hex Socket Cap Screw	P330200002	M3X8		2	
41	11255901	Spring Pin	P337030036	5X10AW	JIS	2	
42	11256013	Acrylic Board 1	1451370---	T3		1	
43	11139662	Truss Head Screw	P334130009	M5X12	JIS	14	
44	11255642	Acrylic Board 2	1453642---	T3		1	
45	11255893	Truss Head Screw	P334130013	M6X15	SANKO Industry	10	
46	11139745	Spring Washer	P336050005	6	JIS	10	
47	11254741	Nut	P332000004	M6	JIS	10	



## Unit No. 9

## Machine Body(6)

From Serial No.38200002(EU\_EXP)\_38300002(DOM) and after

Index	Code	Parts Name	Drawing No.	Type	Maker	Q'ty	Note
1		Anchor Plate	1454737---			1	Index 2-22
2	11162728	Anchor Plate 1	1240761			2	
3	11255853	Bolt	P330050034	M12X70(All-thread)	MOURI	4	
4	11254744	Nut	P332000007	M12	JIS	4	
5	11254789	Anchor	P338213010	C-1210	SANKO Technology	4	
6	11162729	Anchor Plate 2	1240762			2	
7	11255853	Bolt	P330050034	M12X70(All-thread)	MOURI	4	
8	11254744	Nut	P332000007	M12	JIS	4	
9	11254789	Anchor	P338213010	C-1210	SANKO Technology	4	
10	11162730	Anchor Plate 3	1240763			1	
11	11255853	Bolt	P330050034	M12X70(All-thread)	MOURI	1	
12	11254744	Nut	P332000007	M12	JIS	1	
13	11254789	Anchor	P338213010	C-1210	SANKO Technology	2	
14	11162731	Anchor Plate 4	1240764			1	
15	11255853	Bolt	P330050034	M12X70(All-thread)	MOURI	1	
16	11254744	Nut	P332000007	M12	JIS	1	
17	11254789	Anchor	P338213010	C-1210	SANKO Technology	2	
18	11162732	Anchor Plate 5	1240765			2	
19	11255853	Bolt	P330050034	M12X70(All-thread)	MOURI	2	

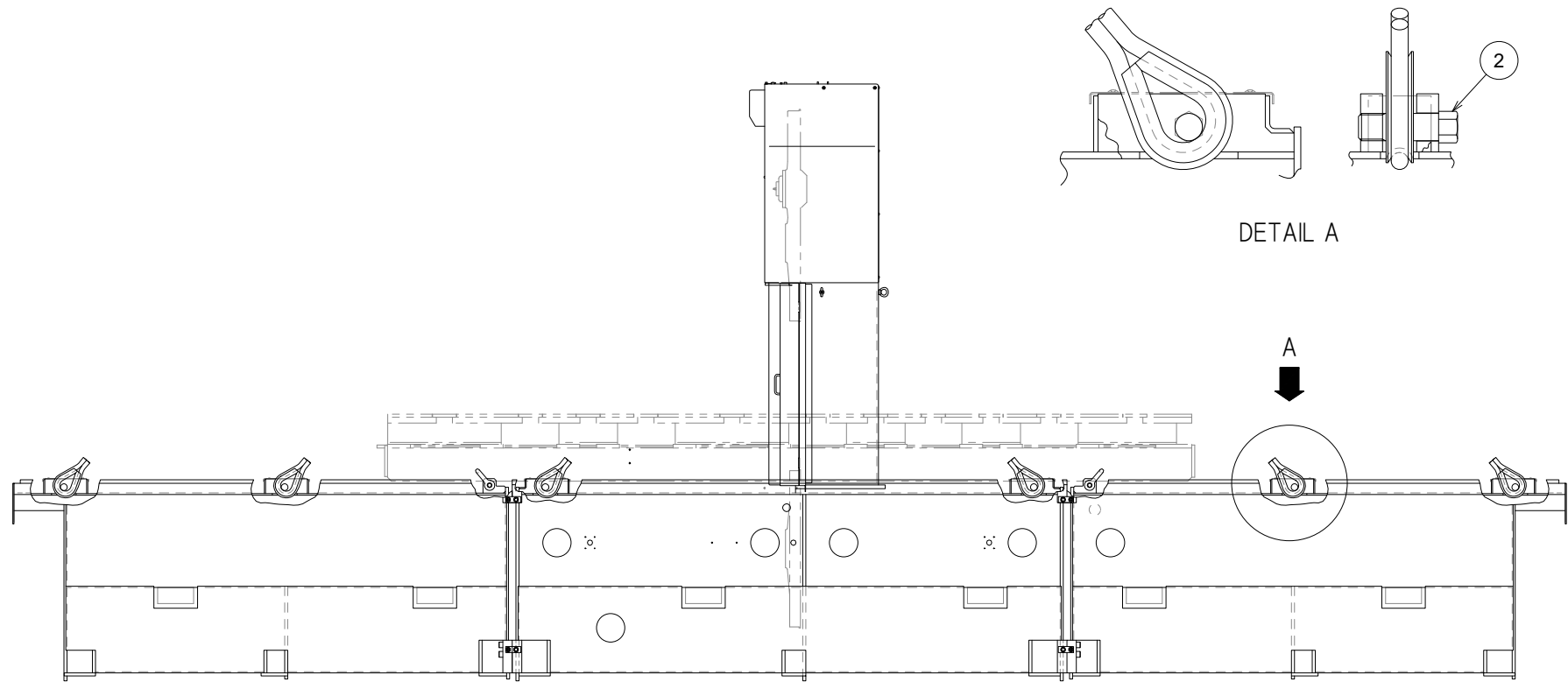


## Unit No. 9

## Machine Body(6)

From Serial No.38200002(EU\_EXP)\_38300002(DOM) and after

Index	Code	Parts Name	Drawing No.	Type	Maker	Q'ty	Note
20	11254744	Nut	P332000007	M12	JIS	2	
21	11254789	Anchor	P338213010	C-1210	SANKO Technology	4	
22	11162876	Base Plate	1240766			7	



1 Machine Body Sliding

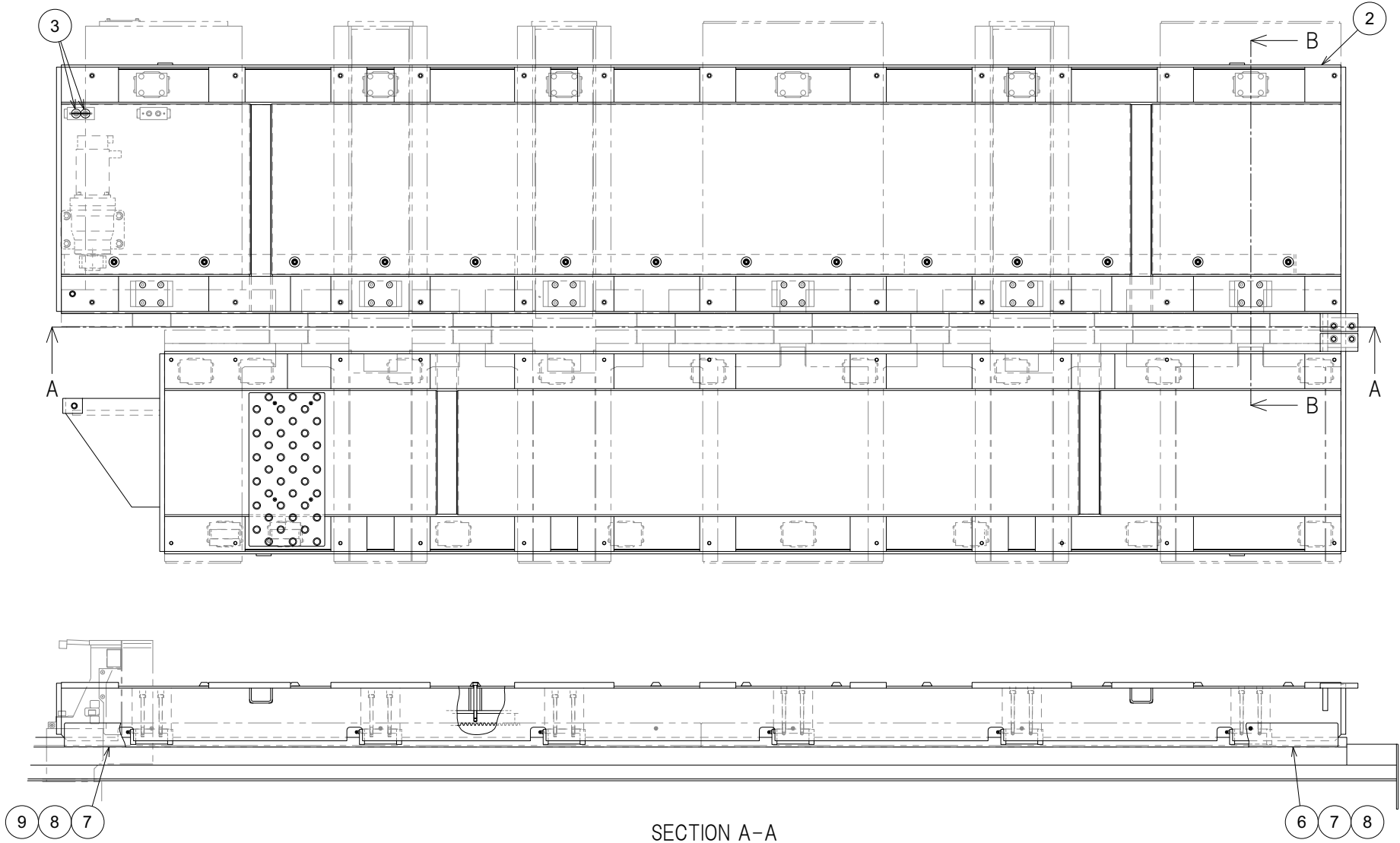
1454738---

Unit No. 10

Machine Body(7)

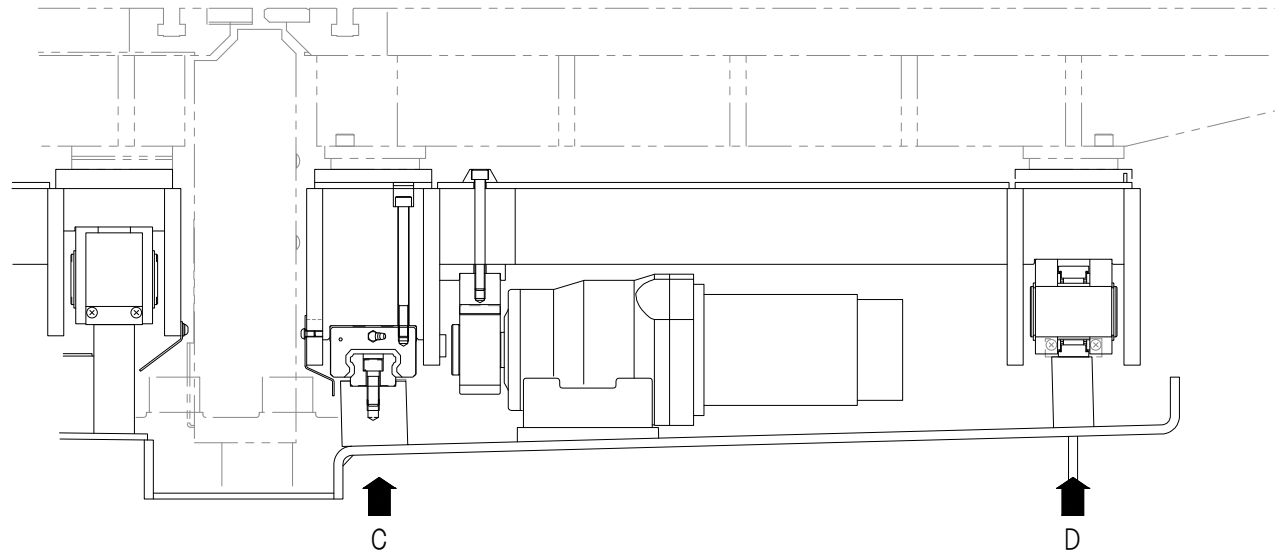
From Serial No.38200002(EU\_EXP)\_38300002(DOM) and after

Index	Code	Parts Name	Drawing No.	Type	Maker	Q'ty	Note
1		Machine Body Slinging	1454738---			1	Index 2
2	11150229	Hanging Bolt	1242018			12	

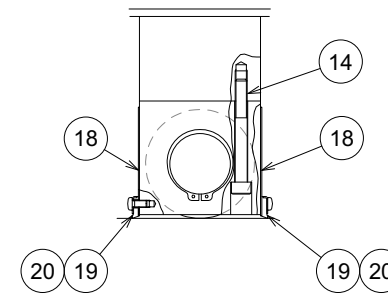
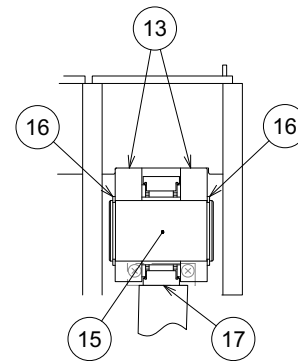
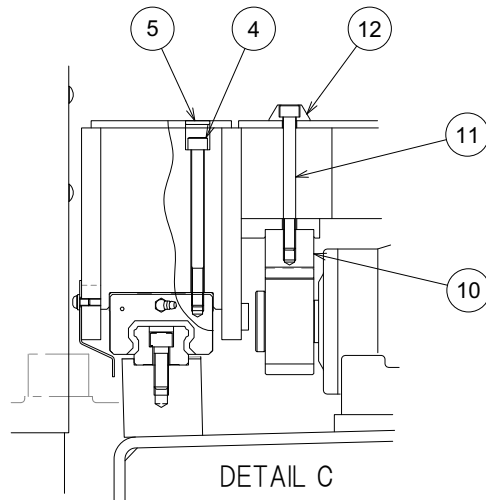


1 Common Main Table

1454743---



SECTION B-B



DETAIL C

DETAIL D

## Unit No. 11

Table(1)

From Serial No.38200002(EU\_EXP)\_38300002(DOM) and after

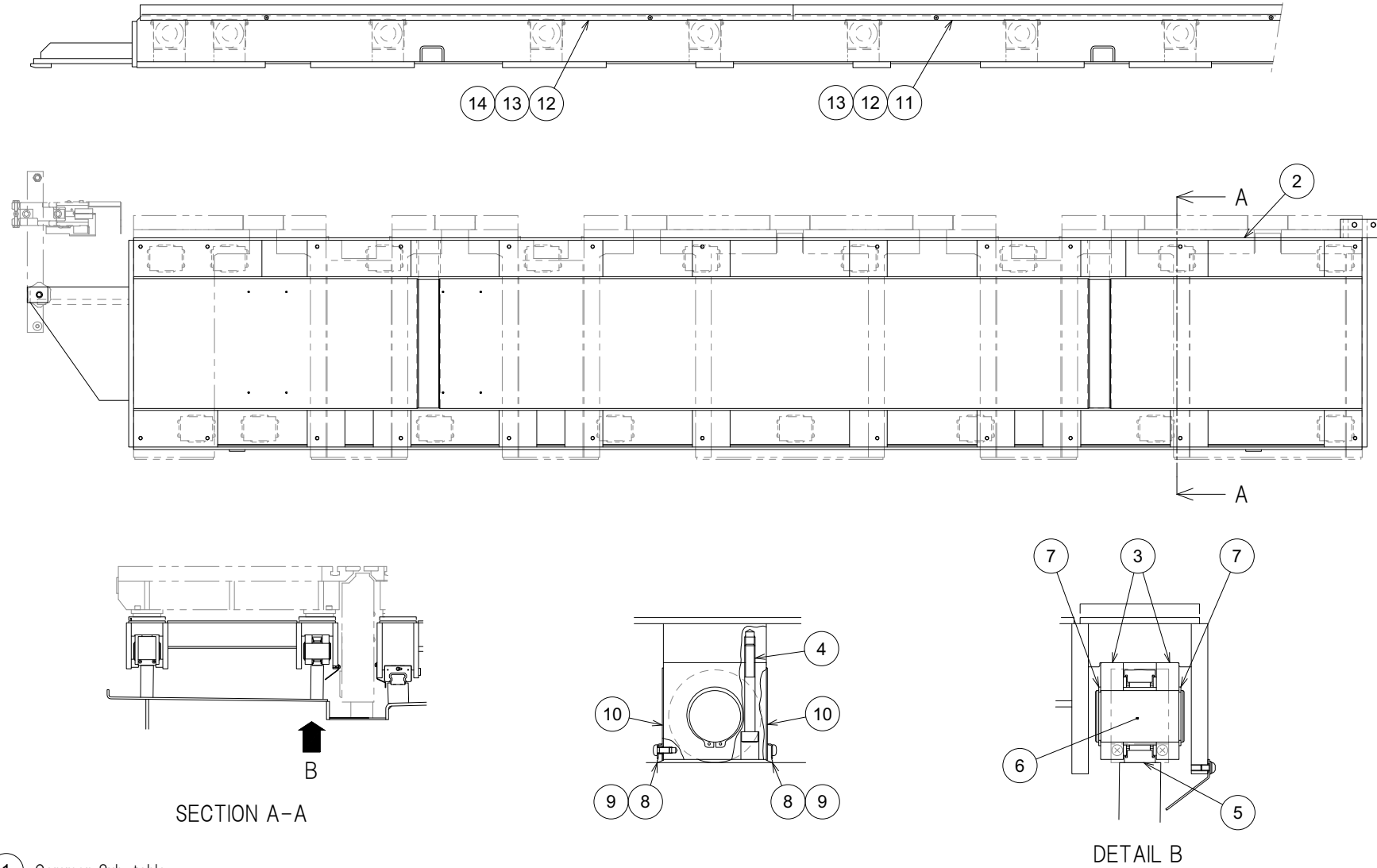
Index	Code	Parts Name	Drawing No.	Type	Maker	Q'ty	Note
1		Common Main Table	1454743---			1	Index 2-20
2	11256001	Common Main Table	1242061--L			1	
3	11255895	Plastic Screw	P334808003	CP-30-BC-20	TAKIGEN	2	
4	11160323	Hex Socket Cap Screw	P330240026	M10X130	MOURI	24	
5	11255829	Blind Plug	P229138016	C12	THK	24	
6	11162734	Chip Cover 1	124206801D			1	
7	11160421	Button Head Screw	P334500013	M6X10		6	
8	11139706	Washer	P336000005	6(Normal)	JIS	4	
9	11162735	Chip Cover 2	124206802D			1	
10	11255182	Table Rack	1242063 B			1	
11	11160322	Hex Socket Cap Screw	P330240024	M10X110	JIS	14	
12	11162952	Bushing	1242155 A			14	
13	11162954	Roller Bracket	1242064 A			12	
14	11255869	Hex Socket Cap Screw	P330240019	M10X85	MOURI	24	
15	11150806	Roller Shaft	1242065 A			6	
16	11255917	Locating Snap Ring	P406108055	STW-50	OCHIAI	12	
17	11159801	Roller Follower	P409112009	NART50UUR	THK	6	
18	11150901	Dust Plate	1242066			12	
19	11150905	Slide Seal	1242067	SSH3		12	

## Unit No. 11

Table(1)

From Serial No.38200002(EU\_EXP)\_38300002(DOM) and after

Index	Code	Parts Name	Drawing No.	Type	Maker	Q'ty	Note
20	11160508	Pan Head Screw	P334100056	M6X14	JIS	24	



1 Common Sub-table

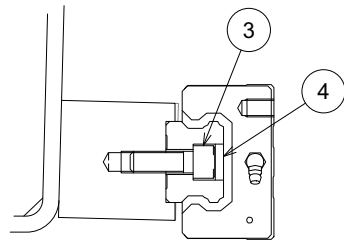


## Unit No. 12

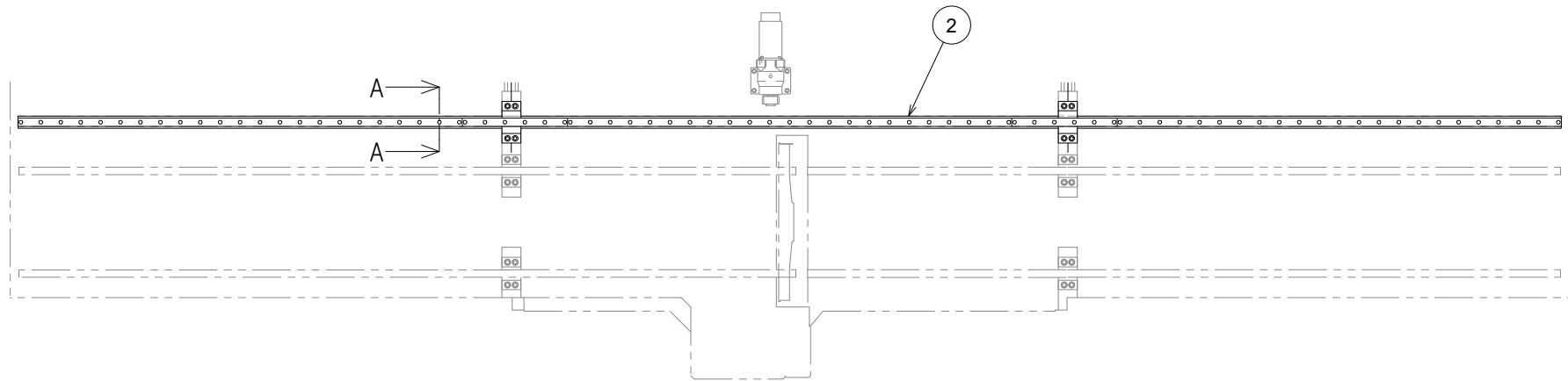
Table(2)

From Serial No.38200002(EU\_EXP)\_38300002(DOM) and after

Index	Code	Parts Name	Drawing No.	Type	Maker	Q'ty	Note
1		Common Sub-table	1454744--A			1	Index 2-14
2	11256037	Common Sub-table	1454811--A			1	
3	11162954	Roller Bracket	1242064 A			34	
4	11255869	Hex Socket Cap Screw	P330240019	M10X85	MOURI	68	
5	11159801	Roller Follower	P409112009	NART50UUR	THK	17	
6	11150806	Roller Shaft	1242065 A			17	
7	11255917	Locating Snap Ring	P406108055	STW-50	OCHIAI	34	
8	11150905	Slide Seal	1242067	SSH3		34	
9	11160509	Pan Head Screw	P334100057	M6X15	SANKO Industry	68	
10	11150901	Dust Plate	1242066			42	
11	11162737	Chip Cover R	124214701C			1	
12	11160421	Button Head Screw	P334500013	M6X10		4	
13	11139706	Washer	P336000005	6(Normal)	JIS	4	
14	11162738	Chip Cover L	124214702C			1	



SECTION A-A



① LM Guide

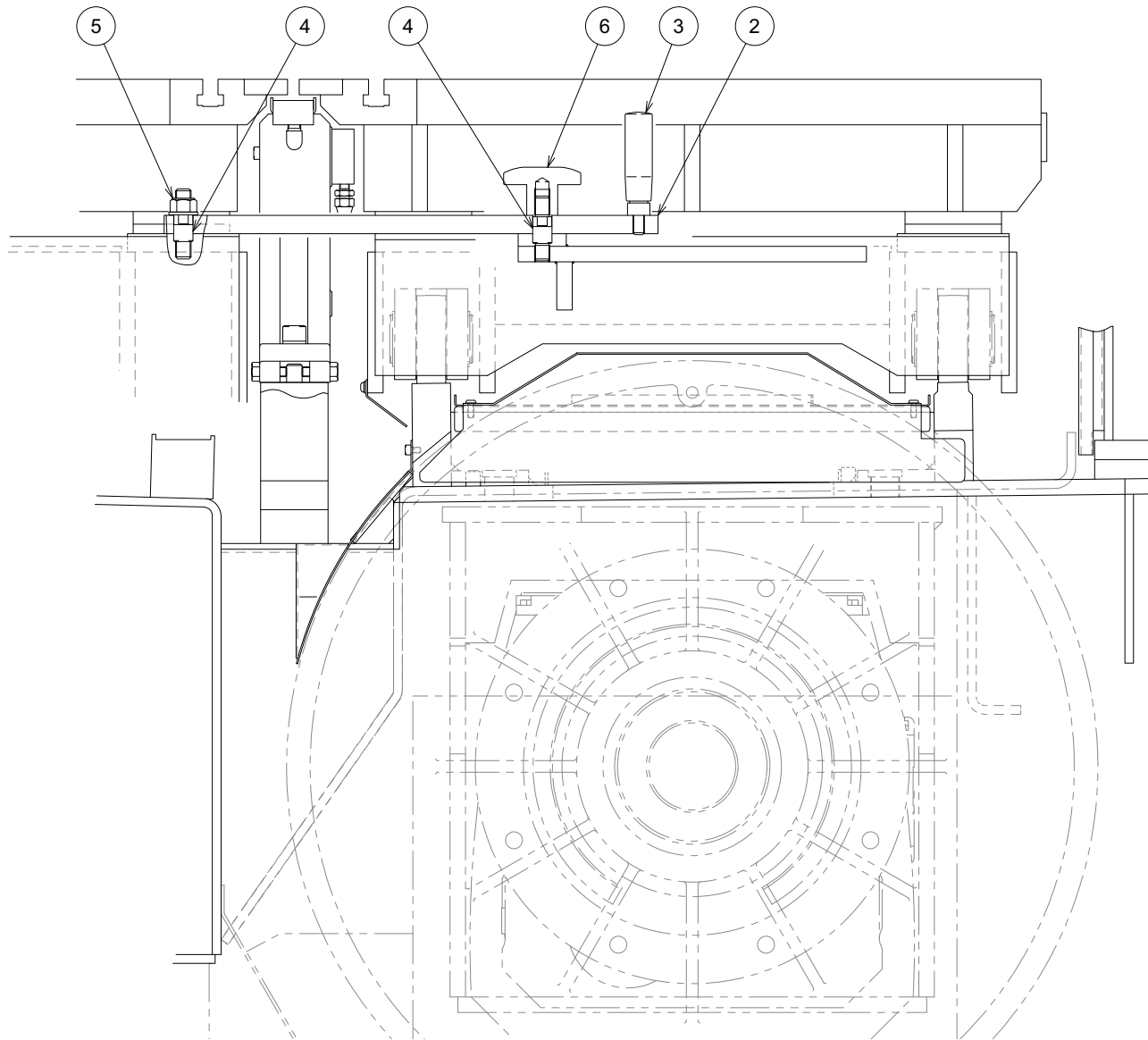
1454742---

## Unit No. 13

Table(3)

From Serial No.38200002(EU\_EXP)\_38300002(DOM) and after

Index	Code	Parts Name	Drawing No.	Type	Maker	Q'ty	Note
1		LM Guide	1454742---			1	Index 2-4
2	11256130	LM Guide	7720737---	SHS45V6SSE+8130LT	THK	1	width Index 4
3	11254723	Hex Socket Cap Screw	P330250006	M12X35		81	
4	11255829	Blind Plug	P229138016	C12	THK	81	



① Front Joint

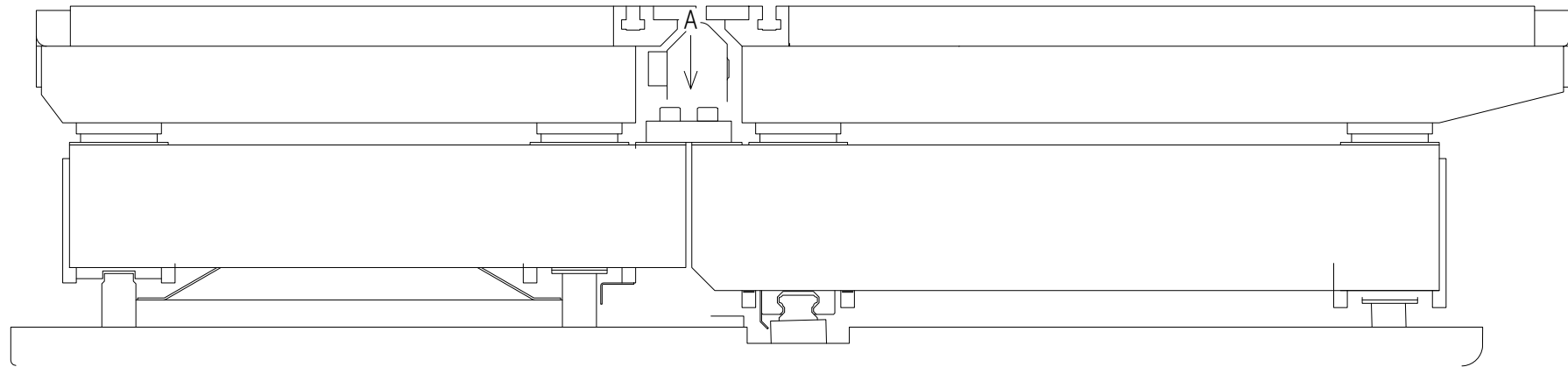
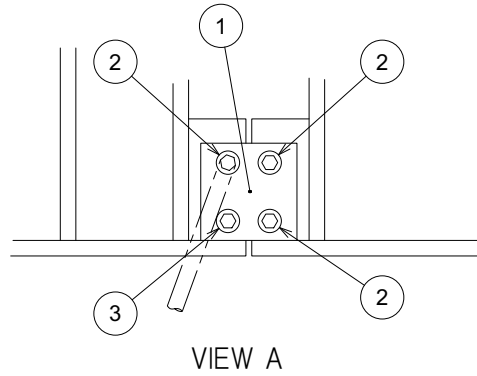
1454750---

## Unit No. 14

Table(4)

From Serial No.38200002(EU\_EXP)\_38300002(DOM) and after

Index	Code	Parts Name	Drawing No.	Type	Maker	Q'ty	Note
1		Front Joint	1454750---			1	Index 2-6
2	11151112	Joint Plate Front	1242134 A			1	
3	11256197	Knob	P317264004	ER28	IMAO Mfg	1	
4	11151126	Reamer Bolt	1242135			2	
5	11255888	Lock Nut	P332505044	M16X2(Type-1)-SS400	FUJI SEIMITSU	1	
6	11151121	Handle	1242136	HK-5		1	

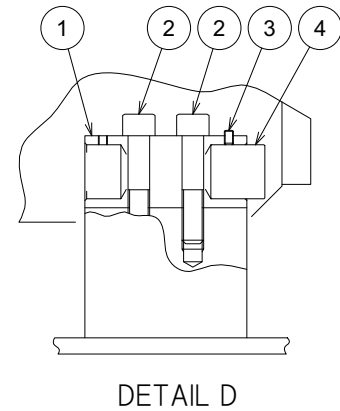
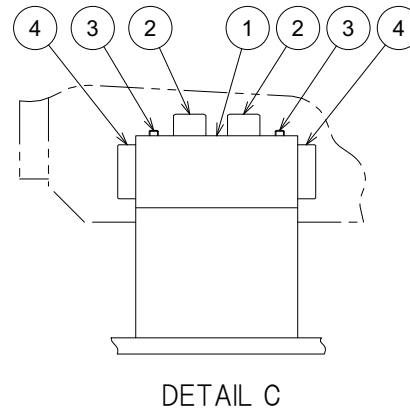
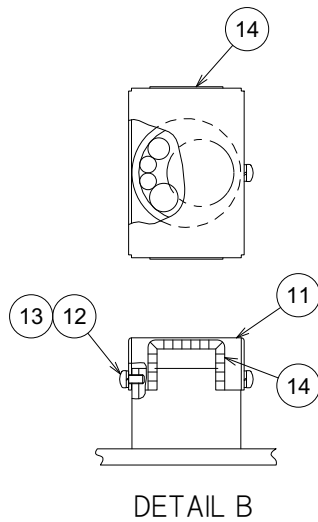
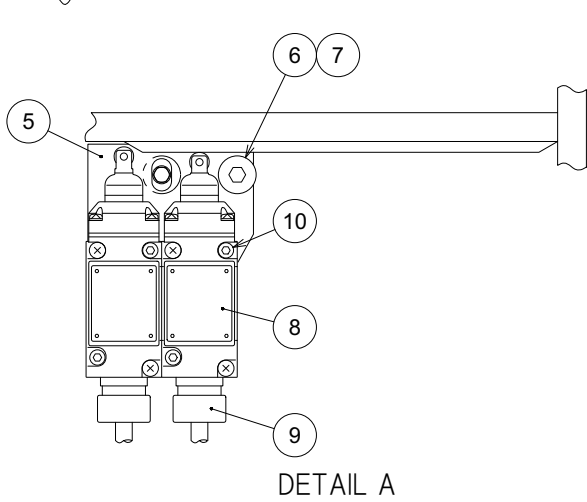
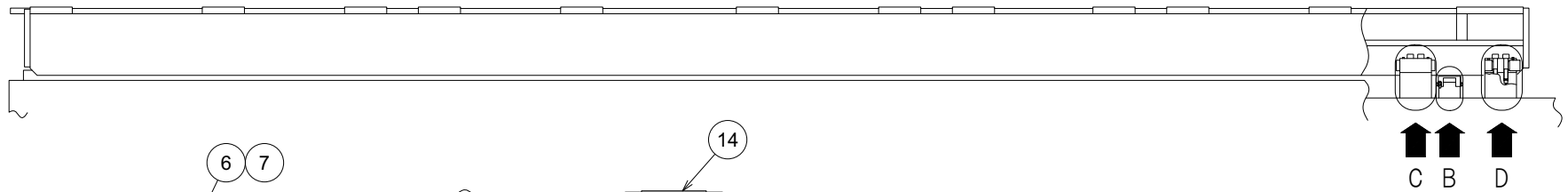
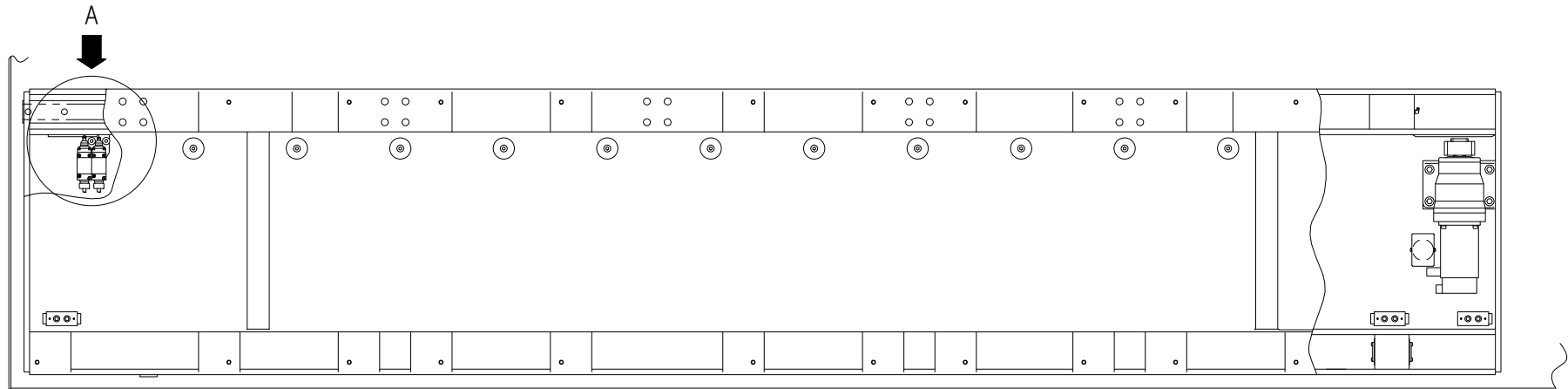


## Unit No. 15

Table(5)

From Serial No.38200002(EU\_EXP)\_38300002(DOM) and after

Index	Code	Parts Name	Drawing No.	Type	Maker	Q'ty	Note
1	11150815	Joint Plate Rear	1242138			1	
2	11254026	Reamer Bolt	1230007 B			3	
3	11255873	Hex Socket Cap Screw	P330263008	M16X55	SPS/UNBRAKO	1	



1242140E

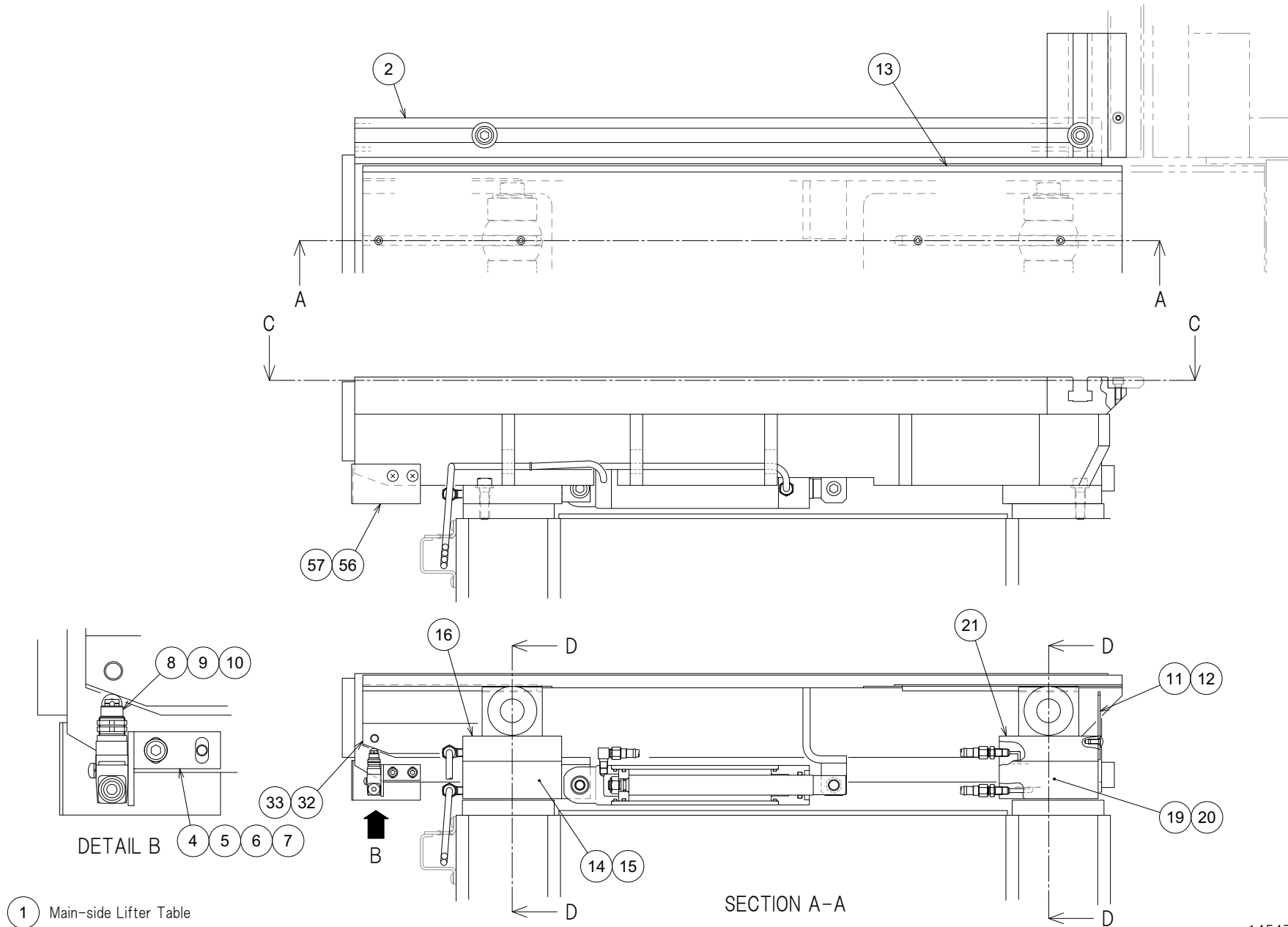


## Unit No. 16

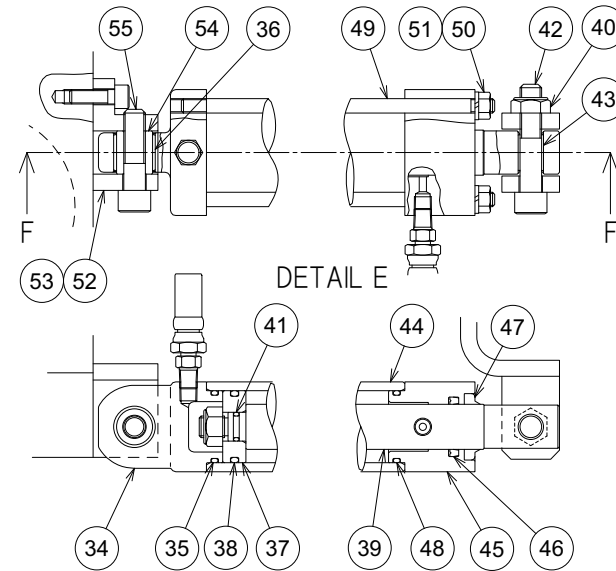
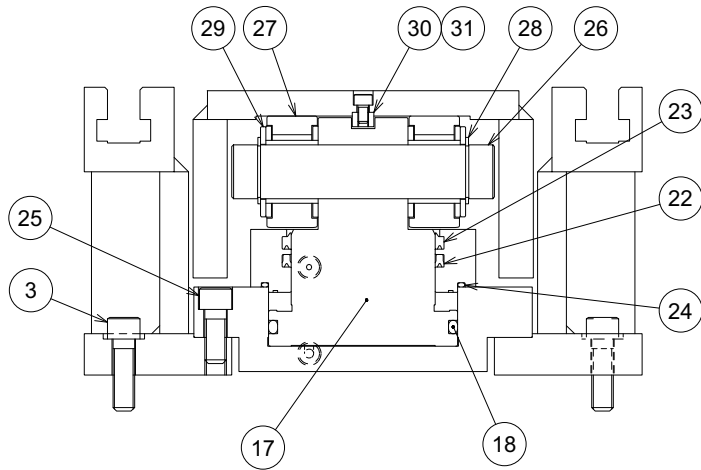
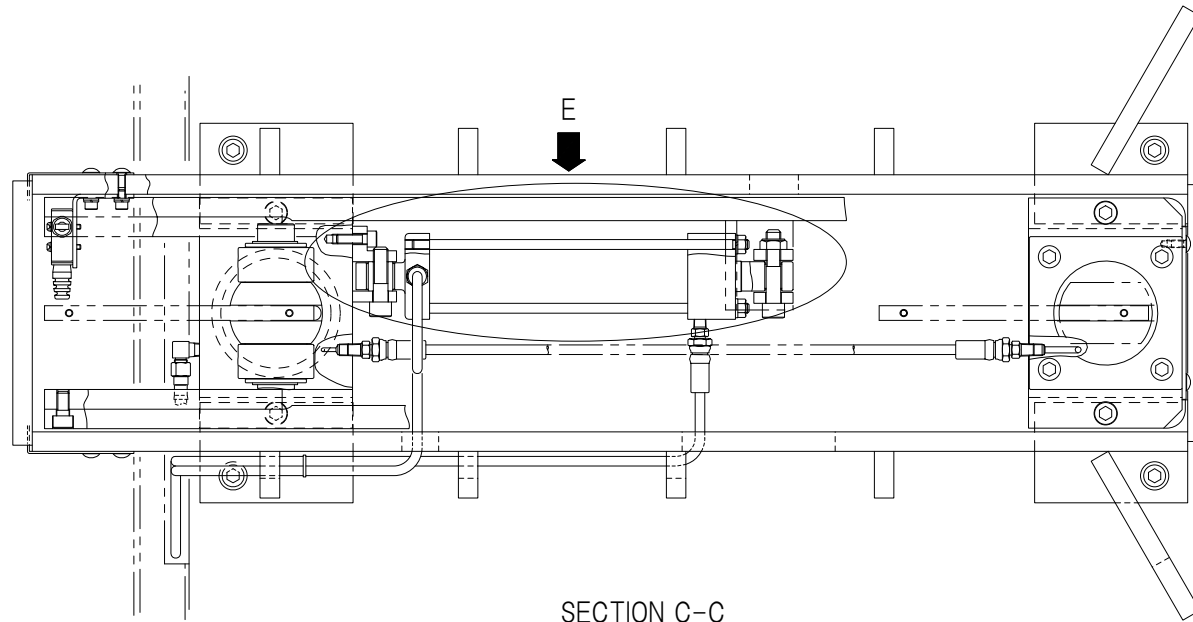
Table(6)

From Serial No.38200002(EU\_EXP)\_38300002(DOM) and after

Index	Code	Parts Name	Drawing No.	Type	Maker	Q'ty	Note
1	11151313	Cushion Body	1242141 A			2	
2	11160326	Hex Socket Cap Screw	P330250011	M12X60		4	
3	11255689	Socket Set Screw	QZZ038725	M5X8(Flat Type)		3	
4	11151314	Cushion	1242142			3	
5	11162740	LS Bracket	1242143 C			1	
6	11139822	Hex Socket Cap Screw	P330240007	M10X25		2	
7	11255690	Washer	QZZ038726	10		2	
8	11255691	Limit Switch	QZZ038727	D4A-4510	OMRON	2	
9	11255692	Connector	QZZ038728	SC-2	OMRON	2	
10	11160304	Hex Socket Cap Screw	P330210014	M5X45		2	
11	11151025	Wiring Cover	1242144			1	
12	11160505	Pan Head Screw	P334100037	M5X6	JIS	2	
13	11137944	Spring Washer	P336050004	5	JIS	2	
14	11255693	Universal Band	QZZ038729	KG-016	KITAGAWA	1	



1454748--A



## Unit No. 17

Table(7)

From Serial No.38200002(EU\_EXP)\_38300002(DOM) and after

Index	Code	Parts Name	Drawing No.	Type	Maker	Q'ty	Note
1		Main-side Lifter Table	1454748--A			3	Index 2-57
2	11256044	Accessory Table 2 (Lifter)	1454818--A			1	
3	11139826	Hex Socket Cap Screw	P330250007	M12X40		4	
4	11158822	LS Bracket	1242590			1	
5	11254712	Hex Socket Cap Screw	P330220003	M6X10		2	
6	11139706	Washer	P336000005	6(Normal)	JIS	2	
7	11139745	Spring Washer	P336050005	6	JIS	2	
8	11158818	Limit Switch	P828012006	SHL-Q2155	OMRON	1	
9	11139725	Pan Head Screw	P334100025	M4X25	JIS	2	
10	11139743	Spring Washer	P336050003	4	JIS	2	
11	11162890	Chip Cover	1242592 A			1	
12	11139664	Truss Head Screw	P334130012	M6X12	JIS	2	
13	11256004	Movable Table	1242574--D			1	
14	11162892	End Cap Rear	1242575 D			1	
15	11160325	Hex Socket Cap Screw	P330250005	M12X30		2	
16	11162899	Rod Cap Rear	1242607			1	
17	11158625	Piston Rod	1242576 B			2	
18	11152917	O Ring	P590000067	P95		2	
19	11162901	End Cap Front	1242606			1	

## Unit No. 17

Table(7)

From Serial No.38200002(EU\_EXP)\_38300002(DOM) and after

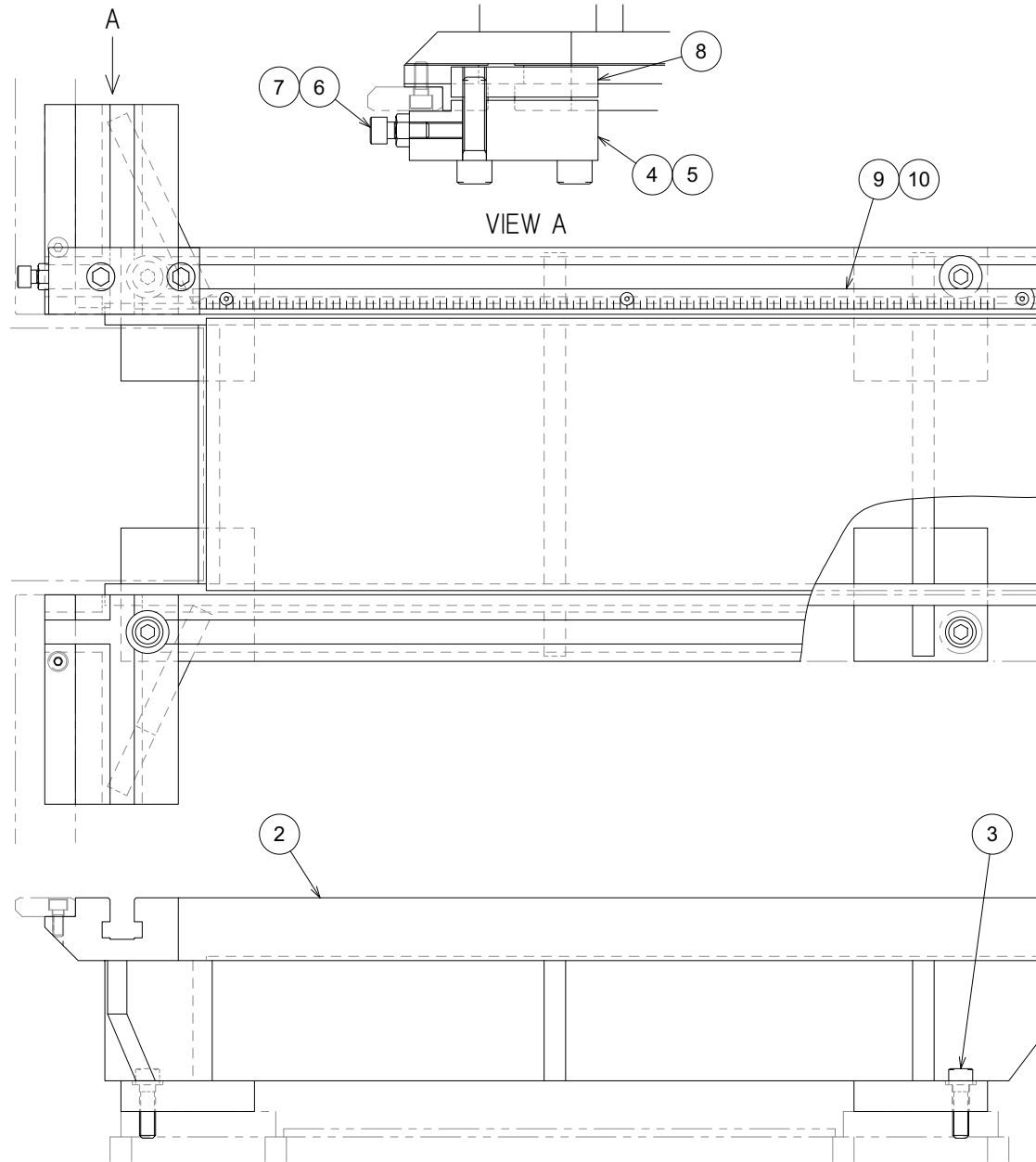
Index	Code	Parts Name	Drawing No.	Type	Maker	Q'ty	Note
20	11160325	Hex Socket Cap Screw	P330250005	M12X30		2	
21	11162893	Rod Cap Front	1242577 D			1	
22	11158914	Piston Packing	P590403027	SKY-80	SAKAGAMI	2	
23	11161114	Wiper Ring	P590303030	SDR-80	SAKAGAMI	2	
24	11158926	O Ring	P590010017	G105		2	
25	11139827	Hex Socket Cap Screw	P330250009	M12X50		8	
26	11158805	Roller Shaft	1242578			2	
27	11255920	Roller Follower	P409112037	NART30VUUR	THK	4	
28	11139633	Locating Snap Ring	P406108049	STW-30	OCHIAI	4	
29	11159007	Washer	1242579			4	
30	11158906	Key	1242580			2	
31	11254712	Hex Socket Cap Screw	P330220003	M6X10		4	
32	11158710	Guide Plate	1242581			2	
33	11139821	Hex Socket Cap Screw	P330240006	M10X20		4	
34	11162894	Piston Head Cap	1242582 B			1	
35	11139546	O Ring	P590010003	G35		1	
36	11162902	Plain Bearing	P407003232	DUB2020	DAIDO METAL	1	
37	11158622	Piston	1242583 A			1	
38	11139561	O Ring	P590000034	P34		1	

## Unit No. 17

Table(7)

From Serial No.38200002(EU\_EXP)\_38300002(DOM) and after

Index	Code	Parts Name	Drawing No.	Type	Maker	Q'ty	Note
39	11162895	Piston Rod	1242584 B			1	
40	11255887	Lock Nut	P332505043	M12X1.75(Type-2)-SS400	FUJI SEIMITSU	1	
41	11139554	O Ring	P590000012	P12		1	
42	11160326	Hex Socket Cap Screw	P330250011	M12X60		1	
43	11162903	Plain Bearing	P407003194	DUB1220	DAIDO METAL	1	
44	11158701	Cylinder Tube	1242585 A			1	
45	11158631	Rod Head Cap	1242586 A			1	
46	11135029	Piston Packing	P590403028	SKY-25	SAKAGAMI	1	
47	11255961	Wiper Ring	P590313013	SCB-25	SAKAGAMI	1	
48	11139546	O Ring	P590010003	G35		1	
49	11158812	Tie Rod	1242587			4	
50	11139534	Nut	P332000064	M8(Type-1)	JIS	4	
51	11139746	Spring Washer	P336050006	8	JIS	4	
52	11162896	Bracket	1242588 B			1	
53	11160315	Hex Socket Cap Screw	P330230007	M8X25		2	
54	11162898	Collar	1242589 A			1	
55	11255870	Hex Socket Cap Screw	P330250008	M12X45		1	
56	11162897	Guard	1242593			1	
57	11139664	Truss Head Screw	P334130012	M6X12	JIS	4	



1 Sub-side Lifter Table

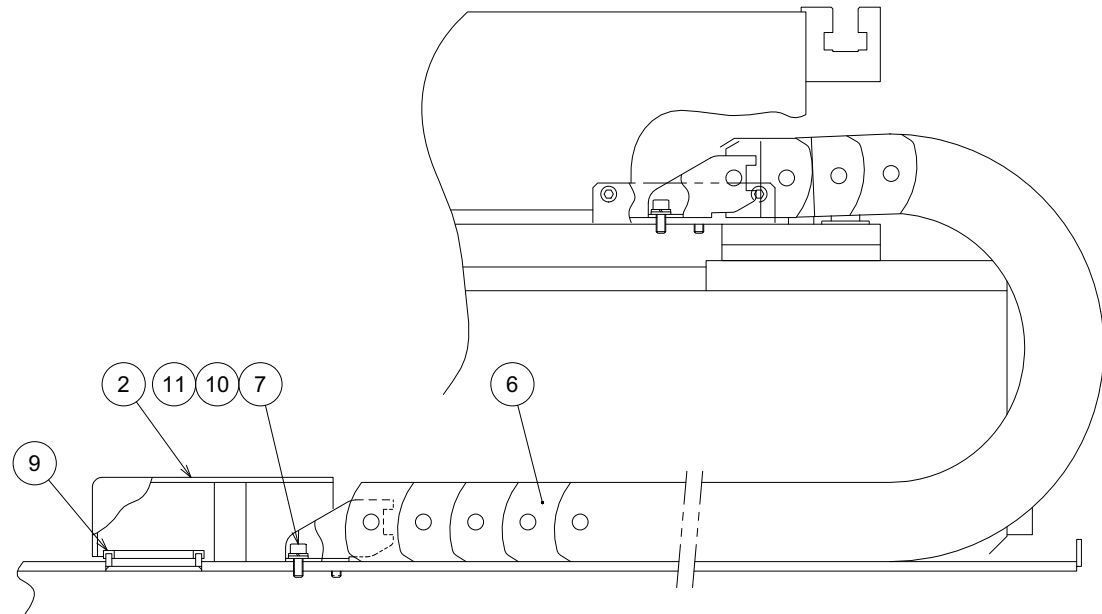
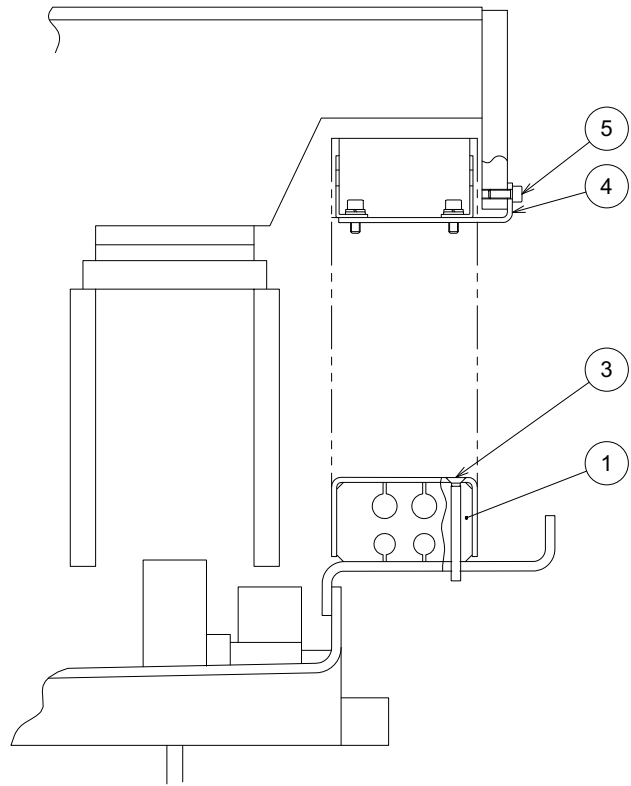
## Unit No. 18

Table(8)

From Serial No.38200002(EU\_EXP)\_38300002(DOM) and after

Index	Code	Parts Name	Drawing No.	Type	Maker	Q'ty	Note
1		Sub-side Lifter Table	1454749---			3	Index 2-10
2	11256045	Sub Accessory Table (Lifter)	1454819---			1	
3	11139826	Hex Socket Cap Screw	P330250007	M12X40		4	
4	11158801	Stopper Block	1242597 B			1	
5	11256203	Hex Socket Cap Screw	P330260009	M14X55	JIS	2	
6	11139822	Hex Socket Cap Screw	P330240007	M10X25		1	
7	11254743	Nut	P332000006	M10	JIS	1	
8	11159015	T.S. Nut	1242594			1	
9	11256054	Scale mm (600mm)	1454828---	13269(630X15X0.5)		1	
10	11256211	Button Head Screw	P334500008	M5X8	JIS	3	



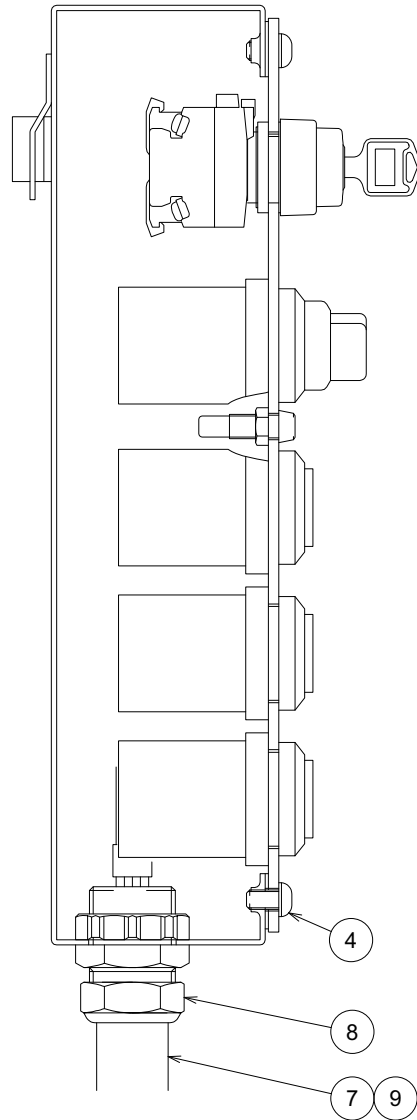


## Unit No. 19

Table(9)

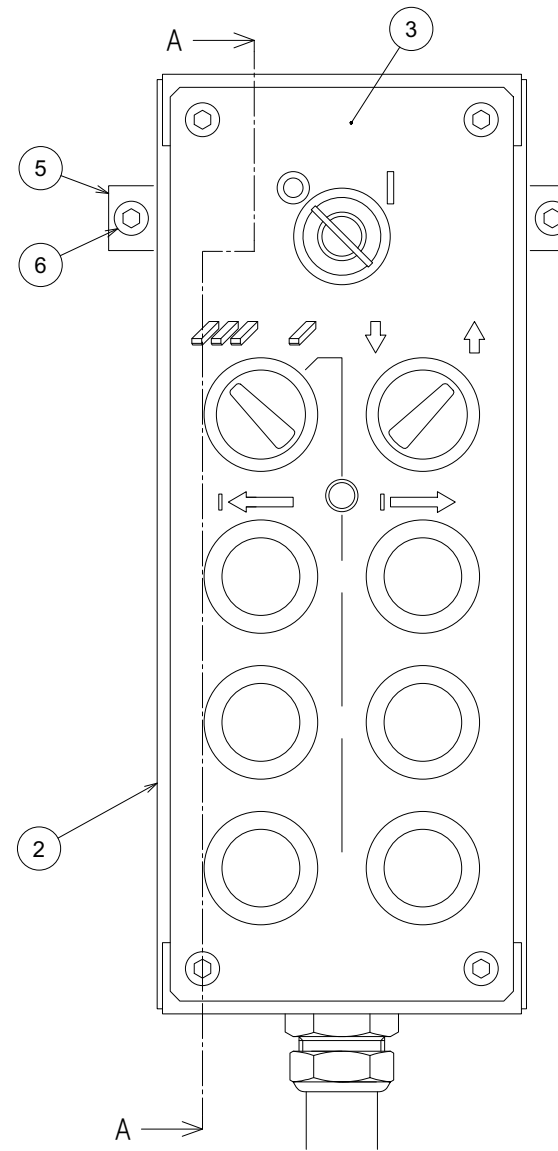
From Serial No.38200002(EU\_EXP)\_38300002(DOM) and after

Index	Code	Parts Name	Drawing No.	Type	Maker	Q'ty	Note
1	11158909	Hose Retainer	1242601			1	
2	11162970	Cover	1242602 A			1	
3	11162971	Flat Head Screw	P334110031	M6X65	SANKO Industry	2	
4	11162972	Bracket	1242604 C			1	
5	11160309	Hex Socket Cap Screw	P330220006	M6X15		2	
6	11255699	Runner Flex	QZZ038953	58•1-100-79-58A	Captain Industries	1	
7	11160309	Hex Socket Cap Screw	P330220006	M6X15		8	
8	11255700	Swivel Bushing	QZZ038954	KG-062-L200	KITAGAWA	1	List Only
9	11255701	Swivel Bushing	QZZ038955	KG-045-L200	KITAGAWA	1	
10	11139745	Spring Washer	P336050005	6	JIS	8	
11	11139706	Washer	P336000005	6(Normal)	JIS	8	

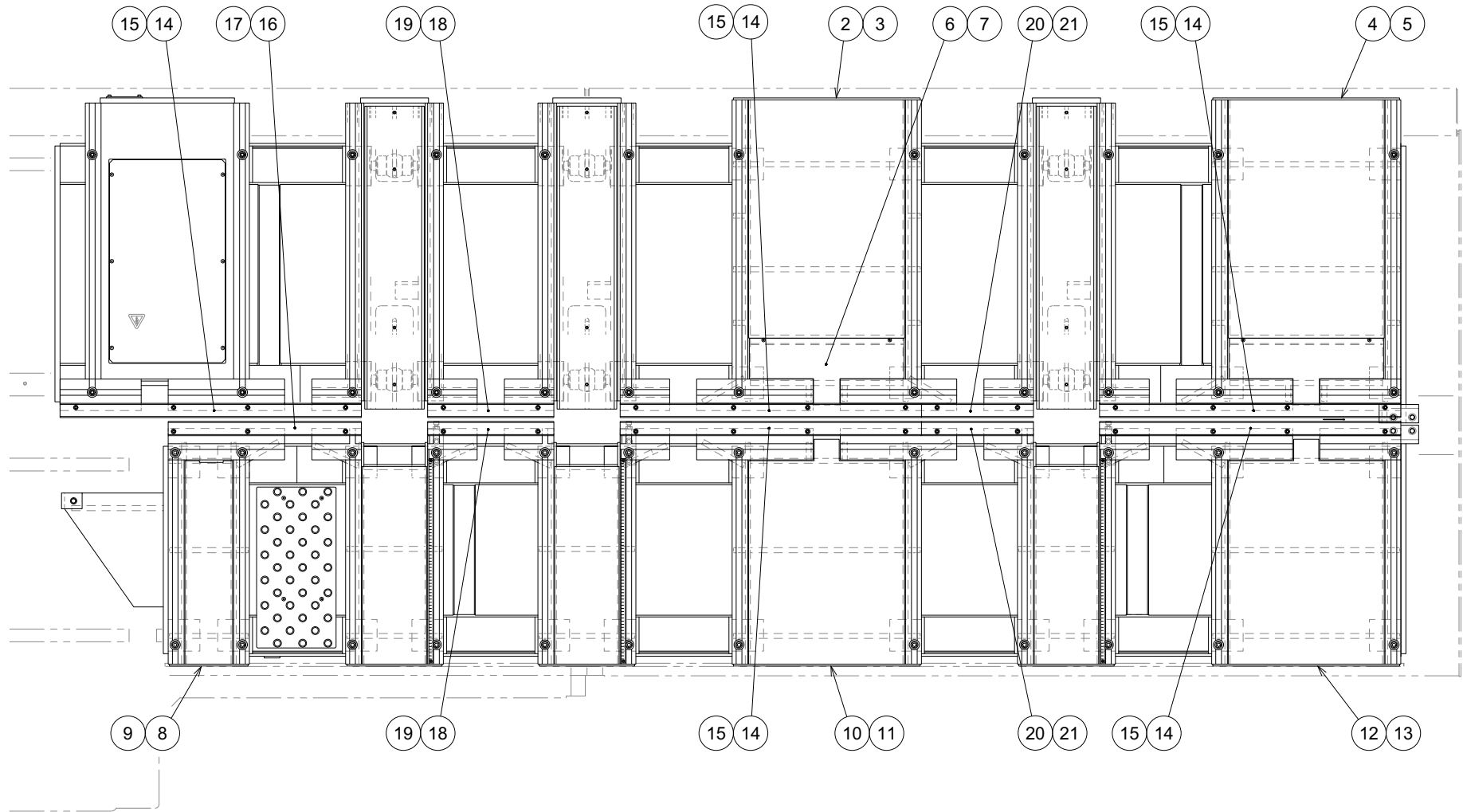


SECTION A-A

1 Lifter Pendant



Index	Code	Parts Name	Drawing No.	Type	Maker	Q'ty	Note
1		Lifter Pendant	1454755---			1	Index 2-9
2	11256125	Control Box	1454905---			1	
3	11256126	Name Plate	1454906---			1	
4	11160421	Button Head Screw	P334500013	M6X10		4	
5	11156926	Hook Support Plate	1242618 A			1	
6	11160421	Button Head Screw	P334500013	M6X10		2	
7	10387906	Flexible Conduit	P869013029	SR-06-3M	NIPOLEX	1	
8	11255975	Accessory for Conduit	P866008045	RBC-106	NIPOLEX	1	
9	11256342	Accessory for Conduit	P866008067	RLC-304	NIPOLEX	1	



1 Accessory Table

1454745---

## Unit No. 21

Table(11)

From Serial No.38200002(EU\_EXP)\_38300002(DOM) and after

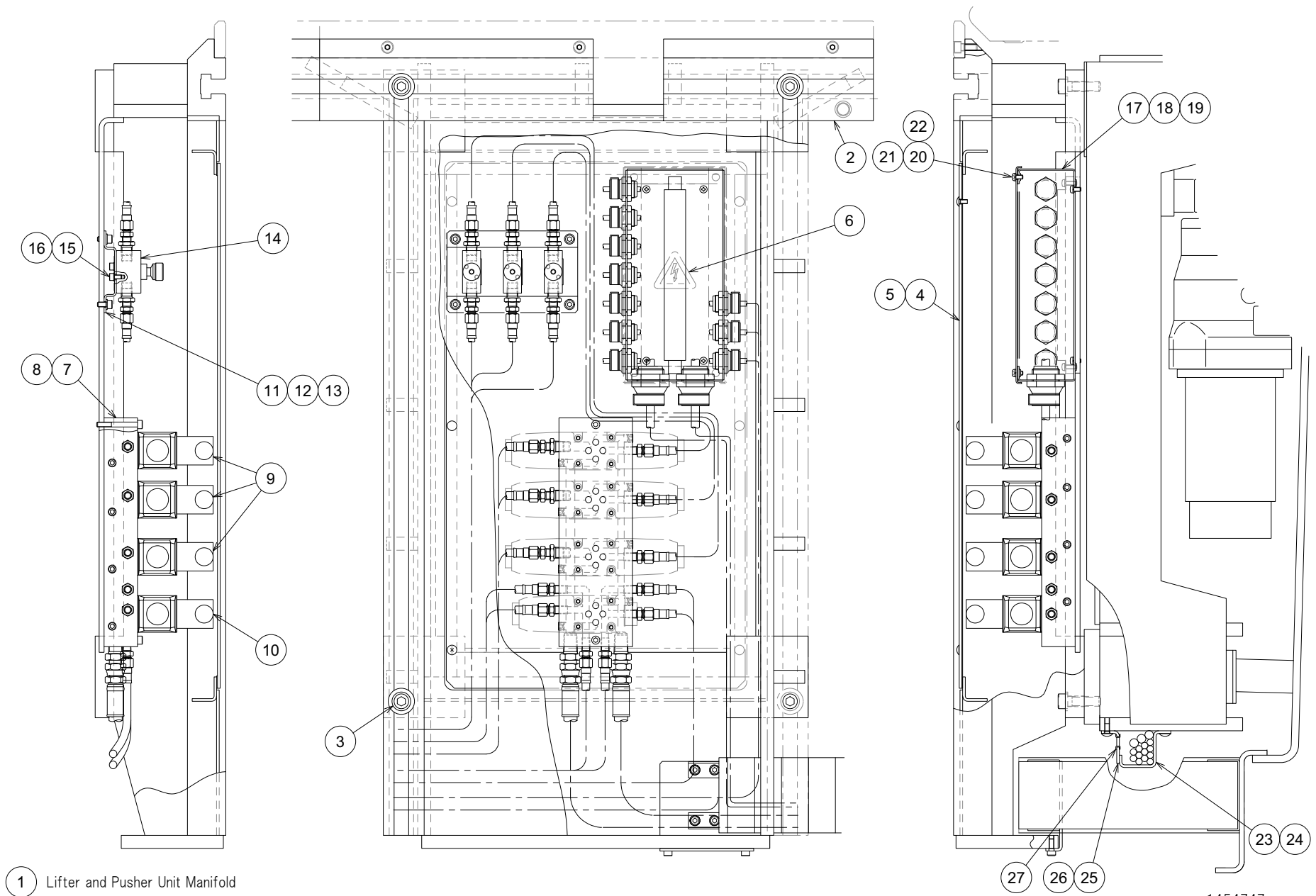
Index	Code	Parts Name	Drawing No.	Type	Maker	Q'ty	Note
1		Accessory Table	1454745---			1	Index 2-21
2	11256038	Table M1	1454812---			1	
3	11139826	Hex Socket Cap Screw	P330250007	M12X40		4	
4	11256039	Table M2	1454813---			1	
5	11139826	Hex Socket Cap Screw	P330250007	M12X40		4	
6	11151103	Accessory Cover 3	1242107 A			2	
7	11139661	Truss Head Screw	P334130008	M5X10	JIS	4	
8	11256040	Table S1	1454814---			1	
9	11139826	Hex Socket Cap Screw	P330250007	M12X40		4	
10	11256041	Table S2	1454815---			1	
11	11139826	Hex Socket Cap Screw	P330250007	M12X40		4	
12	11256042	Table S3	1454816---			1	
13	11139826	Hex Socket Cap Screw	P330250007	M12X40		4	
14	11256050	Table Plate 1	1454824---			5	
15	11139817	Hex Socket Cap Screw	P330230006	M8X20		20	
16	11256051	Table Plate 2	1454825---			1	
17	11139817	Hex Socket Cap Screw	P330230006	M8X20		3	
18	11256052	Table Plate 3	1454826---			2	
19	11139817	Hex Socket Cap Screw	P330230006	M8X20		4	

## Unit No. 21

## Table(11)

From Serial No.38200002(EU\_EXP)\_38300002(DOM) and after

Index	Code	Parts Name	Drawing No.	Type	Maker	Q'ty	Note
20	11256053	Table Plate 4	1454827---			2	
21	11139817	Hex Socket Cap Screw	P330230006	M8X20		4	

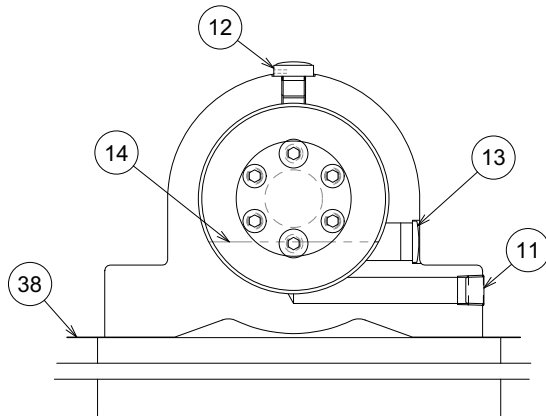
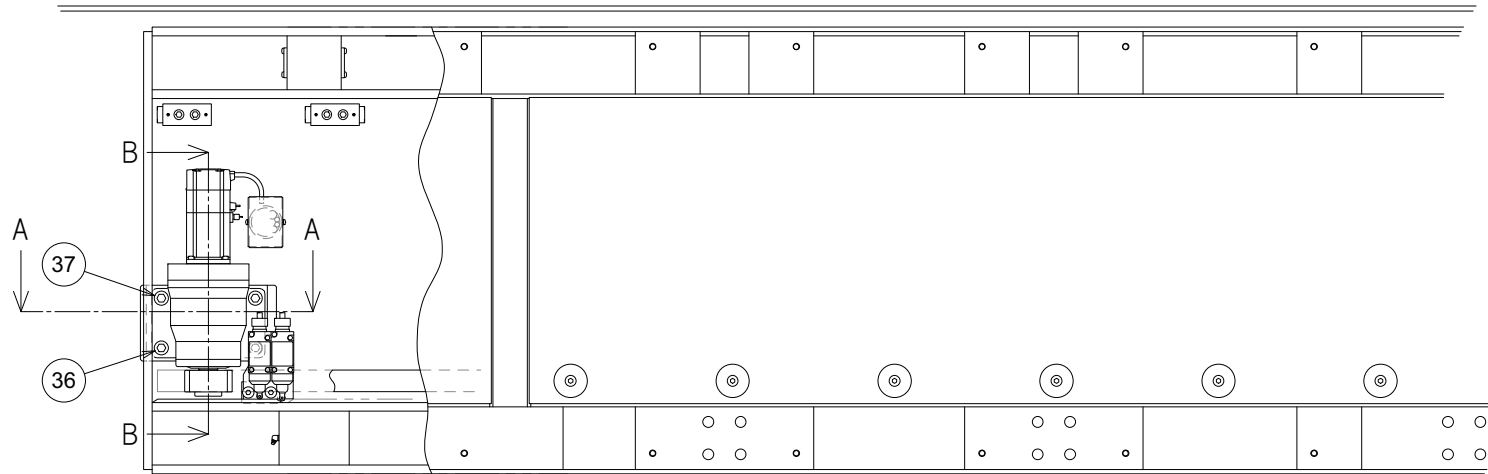


1454747---

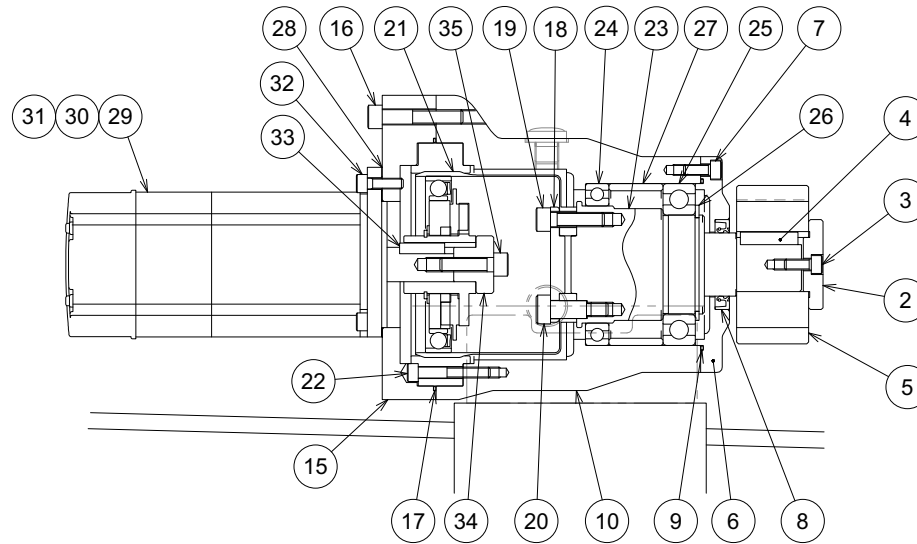


Index	Code	Parts Name	Drawing No.	Type	Maker	Q'ty	Note
1		Lifter and Pusher Unit Manifold	1454747---			1	Index 2-27
2	11256043	Accessory Table 1 (Lifter)	1454817---			1	
3	11139826	Hex Socket Cap Screw	P330250007	M12X40		4	
4	11162978	Lid	1242612 C			1	
5	11139664	Truss Head Screw	P334130012	M6X12	JIS	6	
6	11255907	Sticker	P360508003	LRM-01	MISUMI	1	
7	11162906	Manifold	1242621 C			1	
8	11160313	Hex Socket Cap Screw	P330220016	M6X50		2	
9	11255934	Hydraulic Directional Control Valve	P545147034	DG4V-3-6C-M-U7-H-7-52	TOKIMEC	3	
10	11255933	Hydraulic Directional Control Valve	P545147030	DG4V-3-2A-M-U7-H-7-52	TOKIMEC	1	
11	11162909	Bracket	1242637			1	
12	11160309	Hex Socket Cap Screw	P330220006	M6X15		4	
13	11139706	Washer	P336000005	6(Normal)	JIS	4	
14	11255930	Oil Flow Control Valve	P544007002	FN1-4K-20-JA-J	TOKIMEC	3	
15	11139803	Hex Socket Cap Screw	P330210003	M5X10		6	
16	11255896	Washer	P336000080	5(Normal)		6	
17	11156905	Junction Box	1242635			1	
18	11139728	Pan Head Screw	P334100039	M5X10	JIS	4	
19	11137944	Spring Washer	P336050004	5	JIS	4	

Index	Code	Parts Name	Drawing No.	Type	Maker	Q'ty	Note
20	11156909	Junction Box Cover	1242636			1	
21	11139728	Pan Head Screw	P334100039	M5X10	JIS	4	
22	11137944	Spring Washer	P336050004	5	JIS	4	
23	11158618	Hose Guard	1242613 A			1	
24	11139664	Truss Head Screw	P334130012	M6X12	JIS	4	
25	11158726	Cover	1242614 B			1	
26	11139664	Truss Head Screw	P334130012	M6X12	JIS	4	
27	11256194	Grommet	P229125114	KG-032	KITAGAWA	4	



SECTION A-A



SECTION B-B

1 Table Motor

1454746---

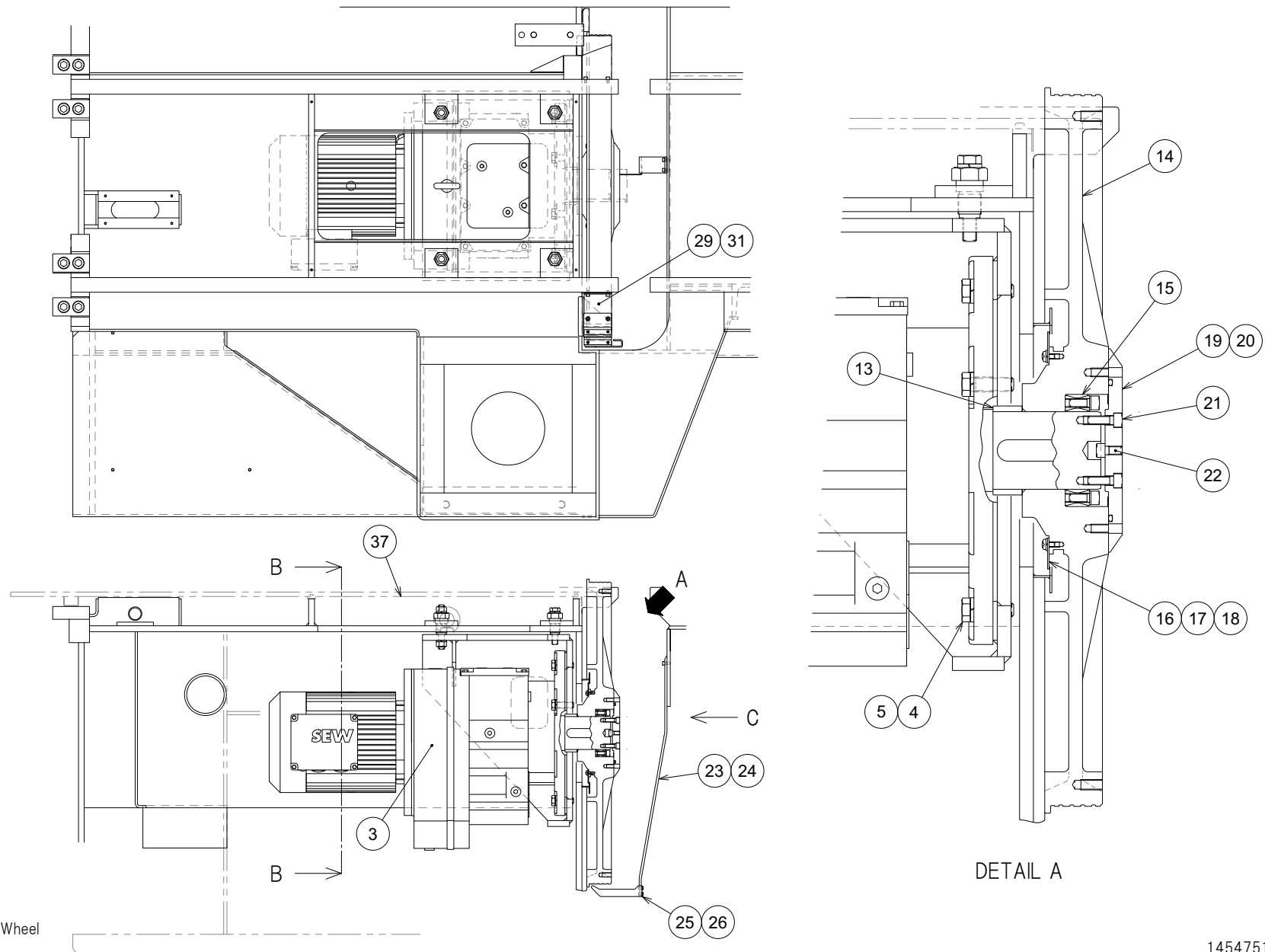
Index	Code	Parts Name	Drawing No.	Type	Maker	Q'ty	Note
1		Table Motor	1454746---			1	Index 2-38
2	11151201	Pinion Collar	1242071			1	
3	11160308	Hex Socket Cap Screw	P330220005	M6X14	MOURI	1	
4	11255924	Parallel Key	P436000122	8X7X32(Double Ended Round)	JIS	1	
5	11151202	Pinion	1242072			1	
6	11151207	Head Cover	1242073			1	
7	11160308	Hex Socket Cap Screw	P330220005	M6X14	MOURI	6	
8	11255960	Oil Seal	P590112014	TC03505008	NOK	1	
9	11255959	O Ring	P590032050	S90	NOK	1	
10	11151212	Mission Case	1242074			1	
11	11255939	Plug for Piping	P580208013	PT-3/8		1	
12	11255935	Oil Cap	P549038006	KRM-A0	KYOWA	1	
13	11255963	Level Gauge	P600108003	KC-0	KYOWA	1	
14		Lubricating Oil	P238028003	100-0.2L	SHELL	1	
15	11162743	Motor Bracket	1241561			1	
16	11255866	Hex Socket Cap Screw	P330230011	M8X45		4	
17	11151412	O Ring	P590032055	S135	NOK	1	
18	11151228	Harmonic Collar	1242077 A			1	
19	11139818	Hex Socket Cap Screw	P330230008	M8X30		4	

## Unit No. 23

Table(13)

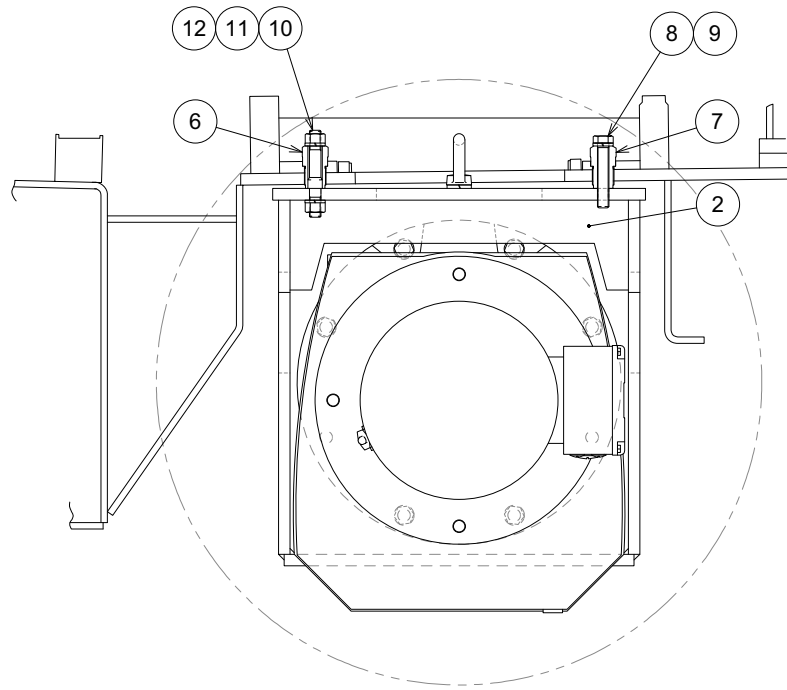
From Serial No.38200002(EU\_EXP)\_38300002(DOM) and after

Index	Code	Parts Name	Drawing No.	Type	Maker	Q'ty	Note
20	11151127	Shoulder Screw	P338134004	MSB10-20	MISUMI	2	
21	11256136	Harmonic Drive	7922581--A	CS-40-160-2A-G-SP	Harmonic Drive Systems	1	
22	11160312	Hex Socket Cap Screw	P330220014	M6X40		6	
23	11151232	Shaft	1242078 C			1	
24	11150826	Deep Groove Ball Bearing	P400010036	6913	JIS	1	
25	11150825	Deep Groove Ball Bearing	P400010012	6011	JIS	1	
26	11150821	Locating Snap Ring	P406108056	STW-55	OCHIAI	1	
27	11151301	Bearing Collar	1242079	D101.6XT10		1	
28	11162745	Seat Packing	1241562	203S		1	
29	11162746	Servo Motor	P714018204	HC-MFS73K	mitsubishi	1	
30	11254793	Signal Cable with Connector	P342628026	MR-JCCBL10M-L	MITSUBISHI	1	
31	11256294	Accessory for Servo Amplifier	P767118058	MR-PWCNK1	MITSUBISHI	1	
32	11139813	Hex Socket Cap Screw	P330220009	M6X20	JIS	4	
33	11255923	Parallel Key	P436000069	6X6X25(Single Ended Round)	JIS	1	
34	11256002	Motor Shaft Collar	1242076 B			1	
35	11139818	Hex Socket Cap Screw	P330230008	M8X30		1	
36	11254026	Reamer Bolt	1230007 B	(HA406)		2	
37	11139834	Hex Socket Cap Screw	P330260034	M16X50		2	
38	11162747	Shim	1242049			6	

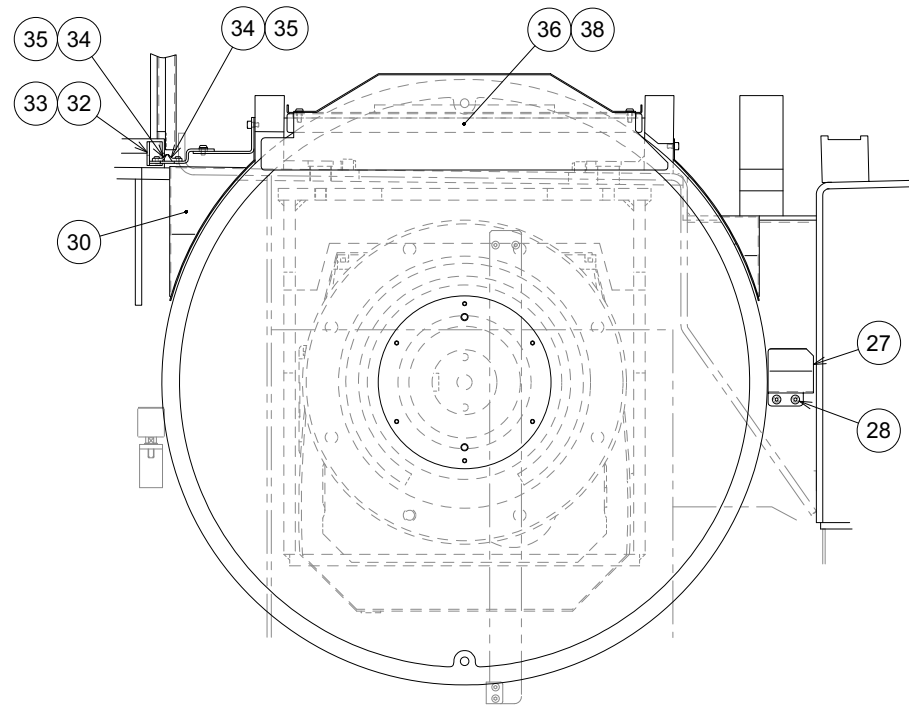


1 Drive Wheel

1454751--A



SECTION B-B



VIEW C

## Unit No. 24

## Drive Wheel(1)

From Serial No.38200002(EU\_EXP)\_38300002(DOM) and after

Index	Code	Parts Name	Drawing No.	Type	Maker	Q'ty	Note
1		Drive Wheel	1454751--A			1	Index 2-38
2	11256091	Transmission Bracket	1454870---			1	
3	11256134	Transmission	7720746---	(7.5KW X4P,1/80.91)		1	
4	11256199	Bolt	P330060021	M16X50		6	
5	11139750	Spring Washer	P336050010	16	JIS	6	
6	11256092	Space Bolt A	1454871---			2	
7	11256093	Space Bolt B	1454872---			2	
8	11256200	Bolt	P330060034	M16X90		2	
9	11139750	Spring Washer	P336050010	16	JIS	2	
10	11256094	Guide Bolt	1454873---			2	
11	11254745	Nut	P332000009	M16	JIS	4	
12	11139750	Spring Washer	P336050010	16	JIS	4	
13	11256095	Shaft Collar	1454874---			1	
14	11256096	Drive Wheel	1454875--A			1	
15	11256279	Shaft Clamp Element	P432302068	RFN7012-90X130	TAKEDA	1	
16	11162763	Dust Cover	1242193 C			1	
17	11139732	Pan Head Screw	P334100055	M6X12	JIS	6	
18	11139745	Spring Washer	P336050005	6	JIS	6	
19	11152007	Span Ring Cover	1242192 A			1	

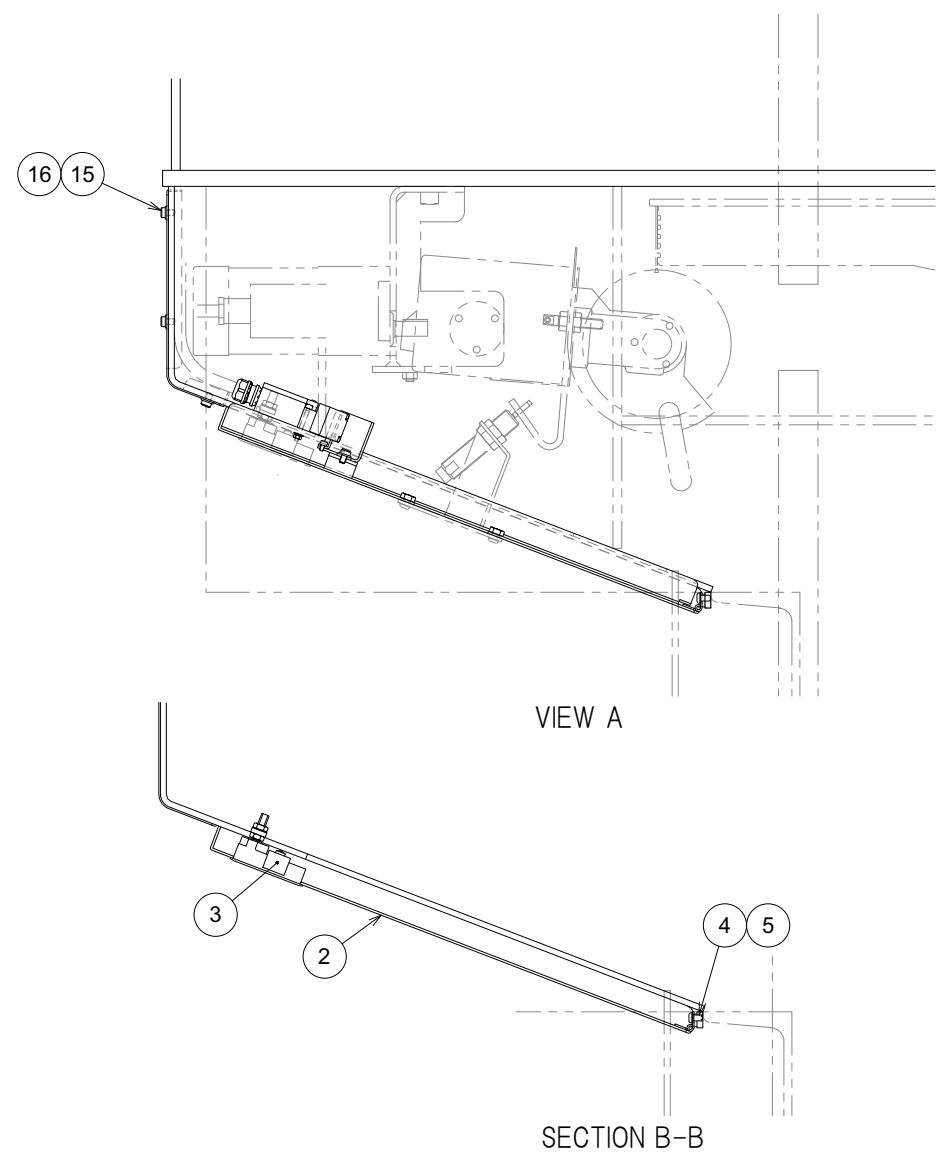
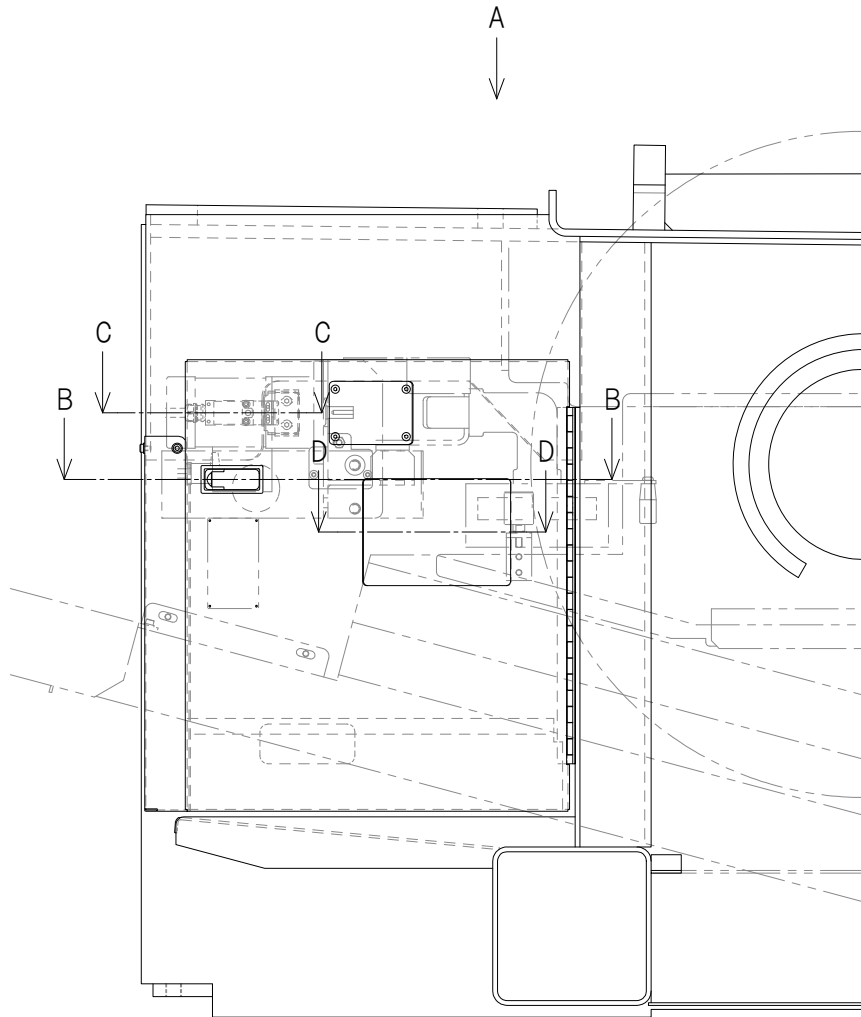


## Unit No. 24

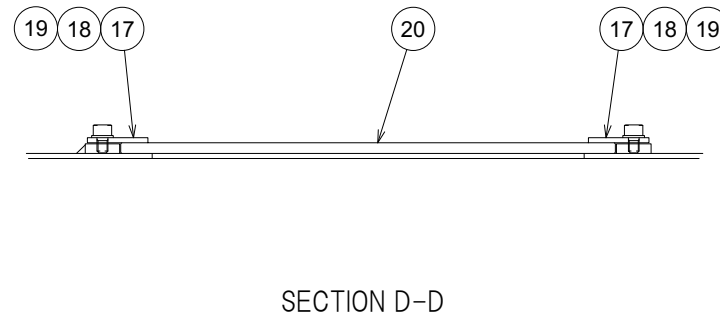
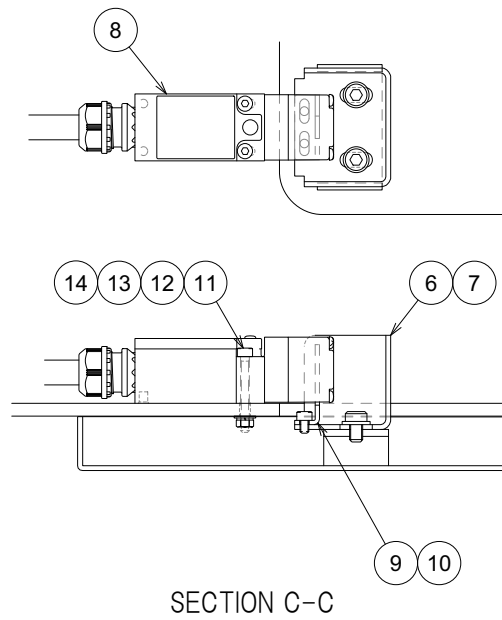
## Drive Wheel(1)

From Serial No.38200002(EU\_EXP)\_38300002(DOM) and after

Index	Code	Parts Name	Drawing No.	Type	Maker	Q'ty	Note
20	11152132	O Ring	P590010026	G150		1	
21	11139823	Hex Socket Cap Screw	P330240008	M10X30		2	
22	11139821	Hex Socket Cap Screw	P330240006	M10X20		1	
23	11256097	Blade Guide Support	1454876---			1	
24	11160309	Hex Socket Cap Screw	P330220006	M6X15		2	
25	11256098	Blade Guide Lower	1454877---			1	
26	11160421	Button Head Screw	P334500013	M6X10		2	
27	11256099	Blade Guide R	1454878---			1	
28	11160421	Button Head Screw	P334500013	M6X10		2	
29	11256100	Scraper Base	1454879---	T3.2		1	
30	11256101	Chip Cover F	1454880---	T1.5		1	
31	11254712	Hex Socket Cap Screw	P330220003	M6X10		2	
32	11256102	Scraper Bracket	1454881---	T3.2		1	
33	11160421	Button Head Screw	P334500013	M6X10		2	
34	11256103	Scraper	1454882---			2	
35	11254766	Button Head Screw	P334500004	M4X8	JIS	4	
36	11256104	Transmission Sub Cover	1454883---			1	
37	11256105	Transmission Cover	1454884---			1	
38	11254769	Button Head Screw	P334500015	M6X15		4	



① Wheel Cover LS



## Unit No. 25

## Drive Wheel(2)

From Serial No.38200002(EU\_EXP)\_38300002(DOM) and after

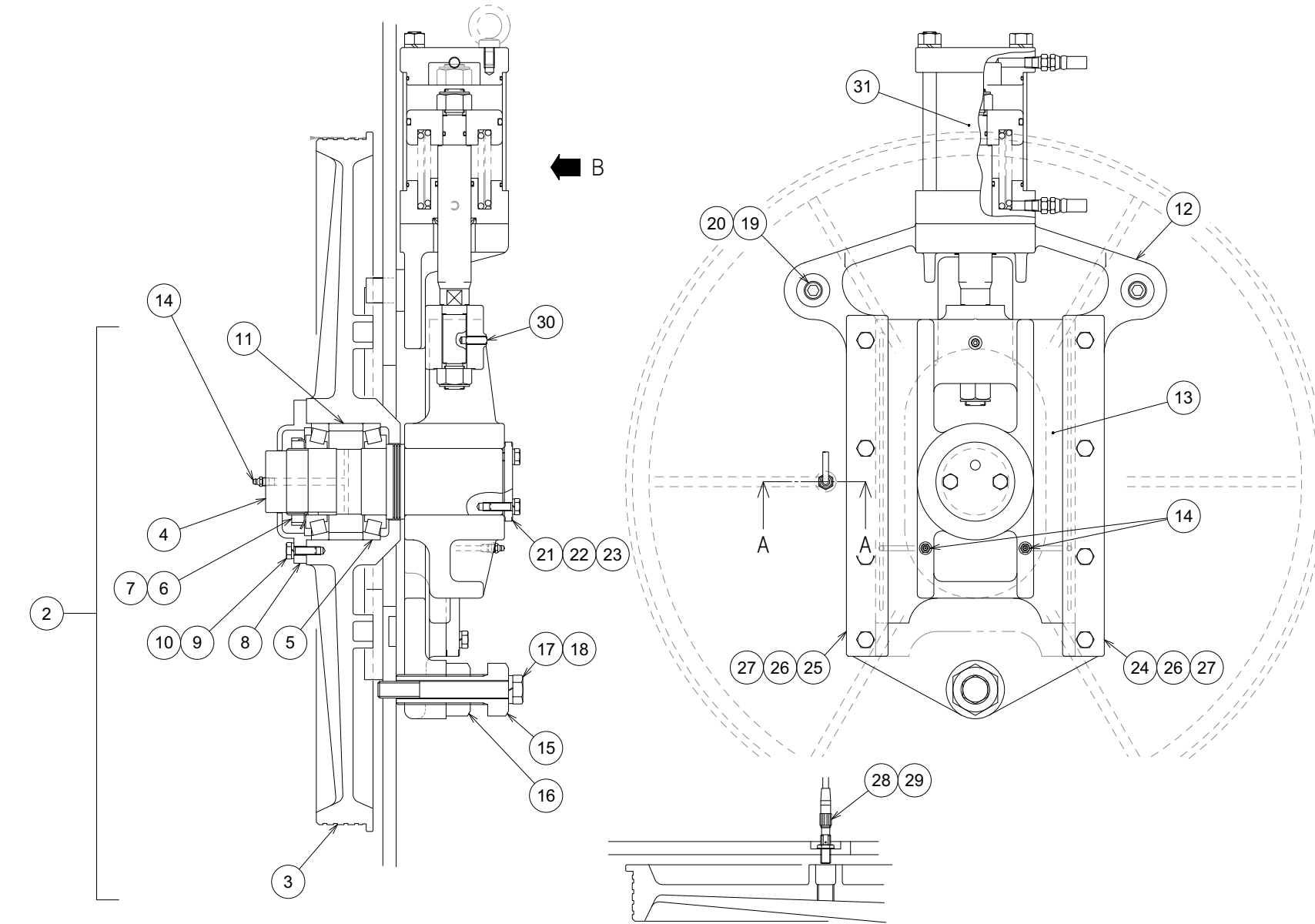
Index	Code	Parts Name	Drawing No.	Type	Maker	Q'ty	Note
1		Wheel Cover LS	1454752--A			1	Index 2-20
2	11256106	Drive Wheel Cover	1454885--A	T2.3		1	
3	11254689	Door Handle	P317012003	A-205	TAKIGEN	1	
4	11254301	Hinge Spacer	1453871--A	F13X3		1	
5	11160421	Button Head Screw	P334500013	M6X10		4	
6	11254097	Operating Key Bracket	1453572---	T2.3		1	
7	11254735	Flange Socket Bolt	P330468056	M6X8	NISSAN NEJI	2	
8	11254972	Door Switch	P829602014	D4NS-2BF	OMRON	1	
9	11254971	Key for Switch	P829602008	D4DS-K2	OMRON	1	
10	11253524	Hex Socket Cap Screw	P330200013	M4X6		2	
11	11254709	Hex Socket Cap Screw	P330200024	M4X35		2	
12	11139531	Nut	P332000002	M4	JIS	2	
13	11161180	Washer	P336000092	4(Normal)	JIS	2	
14	11139743	Spring Washer	P336050003	4	JIS	2	
15	11256107	Cover (for Conveyor)	1454886---	T1.6		1	
16	11254735	Flange Socket Bolt	P330468056	M6X8	NISSAN NEJI	3	
17	11254062	Clamping Plate 2	1433293	T2.3		2	
18	11254710	Hex Socket Cap Screw	P330210002	M5X8	JIS	4	
19	11139705	Washer	P336000004	5(Small Round)	JIS	4	

Unit No. 25

Drive Wheel(2)

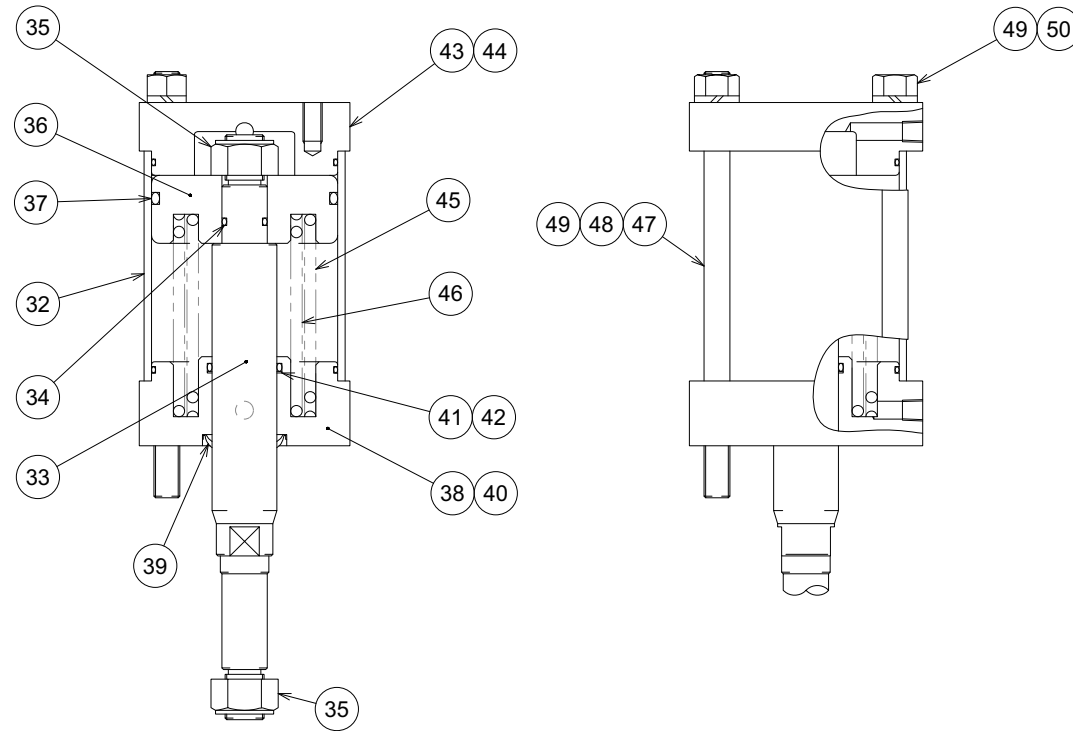
From Serial No.38200002(EU\_EXP)\_38300002(DOM) and after

Index	Code	Parts Name	Drawing No.	Type	Maker	Q'ty	Note
20	11254674	PET Plate	P230068009	PYA-229-164-5	MISUMI	1	



1 Driven Wheel

SECTION A-A



DETAIL B

31 Driven Shaft ASSY

1454833--A

## Unit No. 26

## Driven Wheel(1)

From Serial No.38200002(EU\_EXP)\_38300002(DOM) and after

Index	Code	Parts Name	Drawing No.	Type	Maker	Q'ty	Note
1		Driven Wheel	1454753--A			1	Index 2-50
2	11256137	Driven Wheel ASSY	SBS2647---			1	Index 3-11
3	11256057	Driven Wheel	1454831---			1	
4	11152526	Shaft	1250279			1	
5	11255913	Roller Bearing	P402010543	HR30216J	NSK(equality)	2	
6	11255914	Lock Nut	P406034017	AN16	NTN	1	
7	11255915	Locking Washer	P406044017	AW16	NTN	1	
8	11152529	Wheel Cap	1250280			1	
9	11139514	Bolt	P330040005	M10X30		4	
10	11139747	Spring Washer	P336050007	10	JIS	4	
11	11152522	Bearing Collar	1250283			1	
12	11256058	Slide Base	1454832---			1	
13	11152514	Slide Block	0008203 C	(H1081)		1	
14	11152901	Grease Nipple	P560600004	A-PT1/8		3	
15	11152726	Bolt	0632718	(H601)		1	
16	11160910	Nut	P332000013	M36	JIS	1	
17	11160409	Bolt	P330070020	M20X160		1	
18	11160718	Spring Washer	P336050012	20	JIS	1	
19	11255092	Reamer Bolt L	1230017 C			2	



## Unit No. 26

Driven Wheel(1)

From Serial No.38200002(EU\_EXP)\_38300002(DOM) and after

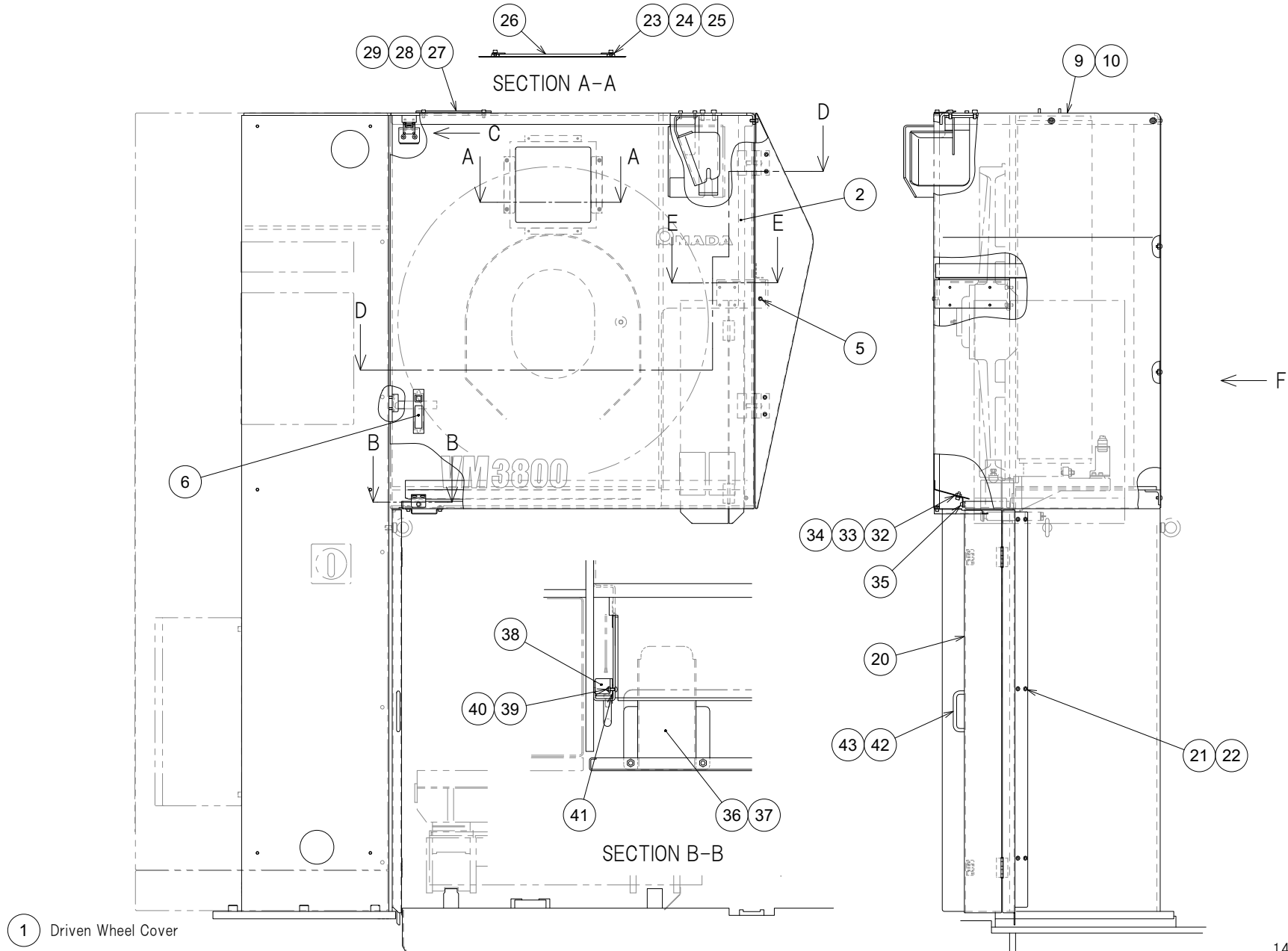
Index	Code	Parts Name	Drawing No.	Type	Maker	Q'ty	Note
20	11152930	Conical Spring Washer	P336165005	CDW-16H	HHK	2	
21	11161176	Collar	1250281 A			1	
22	11139514	Bolt	P330040005	M10X30		2	
23	11139747	Spring Washer	P336050007	10	JIS	2	
24	11152511	Slide Plate	0632704	(H601)		1	
25	11256003	Slide Plate	1242164---			1	
26	11160405	Bolt	P330050003	M12X30		8	
27	11139748	Spring Washer	P336050008	12	JIS	8	
28	11254966	Proximity Switch	P829003100	FL7M-3J6HD-CN	YAMATAKE	1	
29	11254967	Accessory for Proximity Switch	P829133006	PA5-4ISX3HK	YAMATAKE	1	
30	11160811	Socket Set Screw	P330570034	M10X25(Dog-end)	JIS	1	
31	11256059	Driven Shaft ASSY	1454833--A			1	Index 32-50
32	11256060	Cylinder	1454834---	H700		1	
33	11152709	Rod	1242239			1	
34	11152915	O Ring	P590000021	P22A		1	
35	11255884	Lock Nut	P332505004	M24(Type-1)	FUJI SEIMITSU	2	
36	11256061	Piston	1454835---			1	
37	11256286	O Ring	P590002070	1A-P105	NOK	1	
38	11256062	Rod Head	1454836--A			1	

## Unit No. 26

Driven Wheel(1)

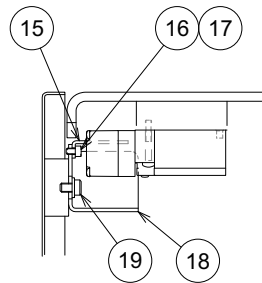
From Serial No.38200002(EU\_EXP)\_38300002(DOM) and after

Index	Code	Parts Name	Drawing No.	Type	Maker	Q'ty	Note
39	11152826	Wiper Ring	P590313005	SCB-40	SAKAGAMI	1	
40	11256287	O Ring	P590012064	1B-G110	NOK	1	
41	11152916	O Ring	P590000040	P40		1	
42	11161188	Backup Ring	P590042117	T2-P40	NOK	1	
43	11256063	Piston Head	1454837--A			1	
44	11256287	O Ring	P590012064	1B-G110	NOK	1	
45	11152717	Spring	1242243			1	
46	11152718	Inner Spring	1242244			1	
47	11152722	Tie Rod	1242245			2	
48	11139539	Nut	P332000066	M16(Type-1)	JIS	2	
49	11139750	Spring Washer	P336050010	16	JIS	4	
50	11160406	Bolt	P330060045	M16X200		2	

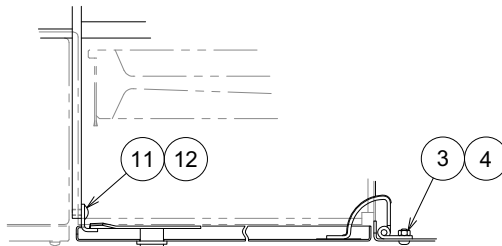
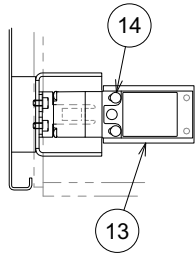


1 Driven Wheel Cover

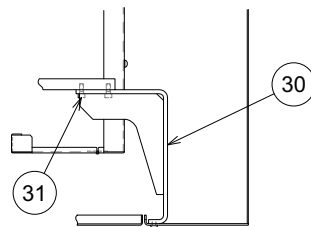
1454754#1A



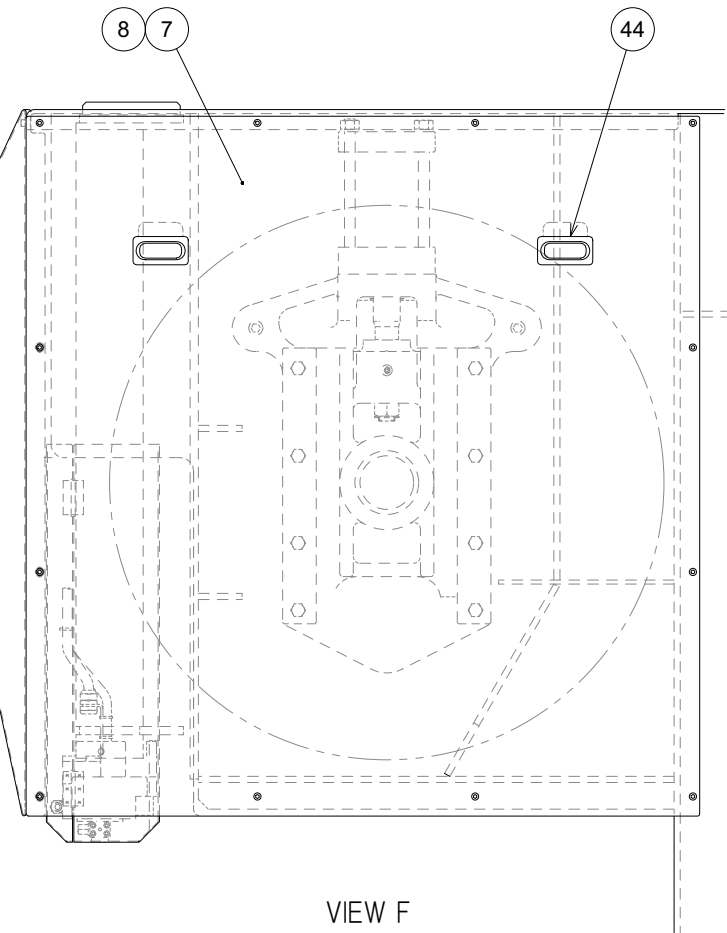
VIEW C



SECTION D-D



SECTION E-E



VIEW F

## Unit No. 27

## Driven Wheel(2)

From Serial No.38200002(EU\_EXP)\_38300002(DOM) and after

Index	Code	Parts Name	Drawing No.	Type	Maker	Q'ty	Note
1		Driven Wheel Cover	1454754---			1	Index 2-44
2	11256064	Wheel Cover	1454840--A	T3.2		1	
3	11139528	Button Head Screw	P334500014	M6X12	JIS	4	
4	11254741	Nut	P332000004	M6	JIS	4	
5	11139528	Button Head Screw	P334500014	M6X12	JIS	1	
6	11162329	Handle Add Works	1240601	A-160-A-2		1	
7	11256065	Rear Cover	1454841---	T1.6		1	
8	11139528	Button Head Screw	P334500014	M6X12	JIS	12	
9	11256066	Hinge Cover	1454842--A			1	
10	11160309	Hex Socket Cap Screw	P330220006	M6X15		3	
11	11162328	Stopper	1240602	T1.6		1	
12	11139664	Truss Head Screw	P334130012	M6X12	JIS	2	
13	11254972	Door Switch	P829602014	D4NS-2BF	OMRON	1	
14	11254709	Hex Socket Cap Screw	P330200024	M4X35		2	
15	11254971	Key for Switch	P829602008	D4DS-K2	OMRON	1	
16	11253524	Hex Socket Cap Screw	P330200013	M4X6		2	
17	11161180	Washer	P336000092	4(Normal)	JIS	2	
18	11254097	Operating Key Bracket	1453572---	T2.3		1	
19	11254735	Flange Socket Bolt	P330468056	M6X8	NISSAN NEJI	2	

## Unit No. 27

Driven Wheel(2)

From Serial No.38200002(EU\_EXP)\_38300002(DOM) and after

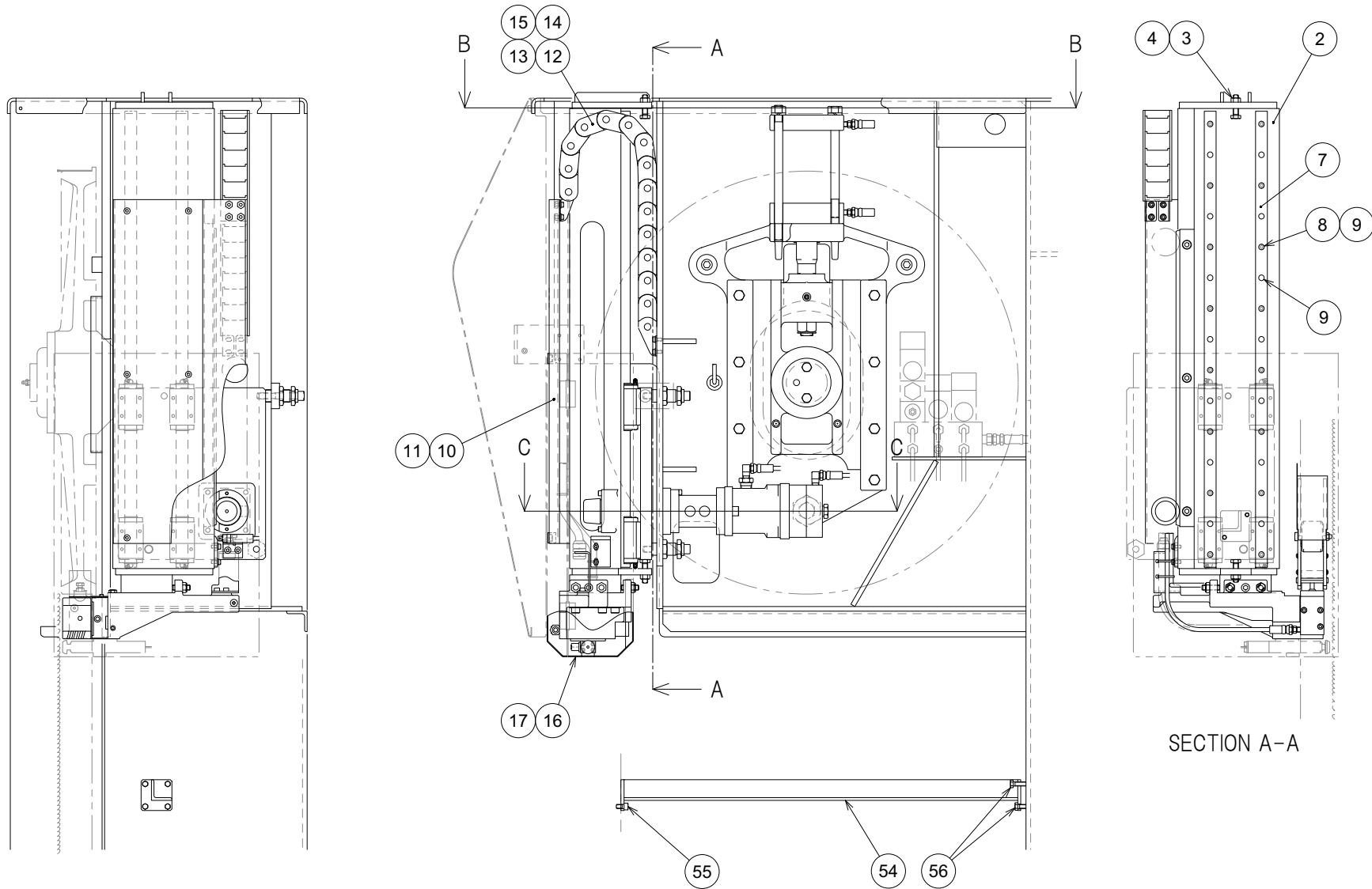
Index	Code	Parts Name	Drawing No.	Type	Maker	Q'ty	Note
20	11256067	Saw Blade Cover	1454843---	T2.3		1	
21	11139528	Button Head Screw	P334500014	M6X12	JIS	6	
22	11139706	Washer	P336000005	6(Normal)	JIS	6	
23	11254062	Clamping Plate 2	1433293	T2.3		2	
24	11254710	Hex Socket Cap Screw	P330210002	M5X8	JIS	4	
25	11139705	Washer	P336000004	5(Small Round)	JIS	4	
26	11254673	PET Plate	P230068008	PYA-229-229-5	MISUMI	1	
27	11254425	Guide Plate	1453967---			1	
28	11160309	Hex Socket Cap Screw	P330220006	M6X15		2	
29	11254741	Nut	P332000004	M6	JIS	2	
30	11256068	Cover Bracket	1454844---	T6		1	
31	11160309	Hex Socket Cap Screw	P330220006	M6X15		4	
32	11256069	Rubber Bracket	1454845---	T1.6		1	
33	11160309	Hex Socket Cap Screw	P330220006	M6X15		2	
34	11139706	Washer	P336000005	6(Normal)	JIS	2	
35	11254665	Rubber Support	P229102040	C-30-CS-10	TAKIGEN	1	
36	11256070	Cover Plate	1454846---	T1.6		1	
37	11139803	Hex Socket Cap Screw	P330210003	M5X10		2	
38	11254696	Door Closer	P317442048	C-158-5	TAKIGEN	2	

## Unit No. 27

Driven Wheel(2)

From Serial No.38200002(EU\_EXP)\_38300002(DOM) and after

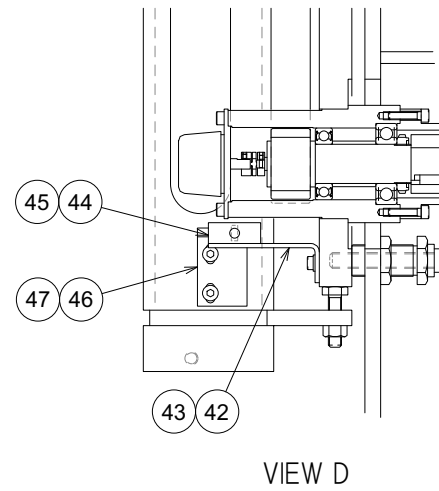
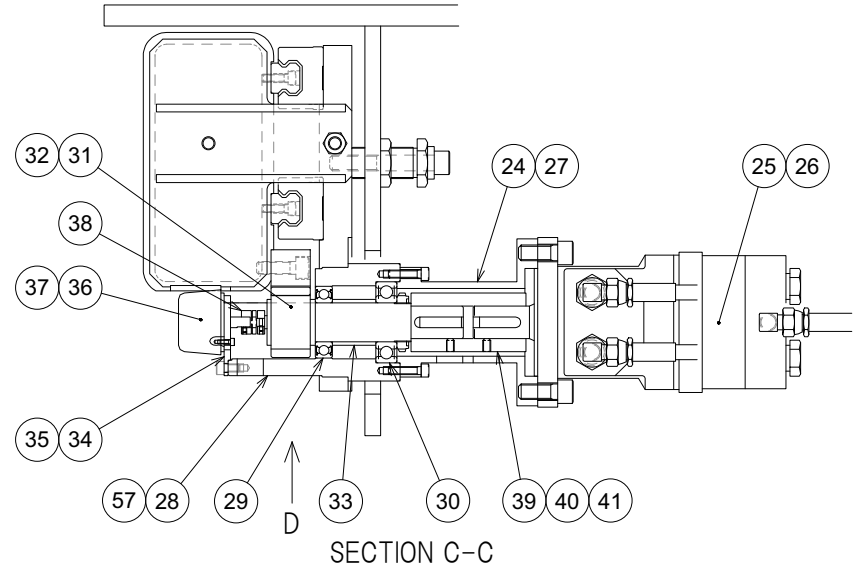
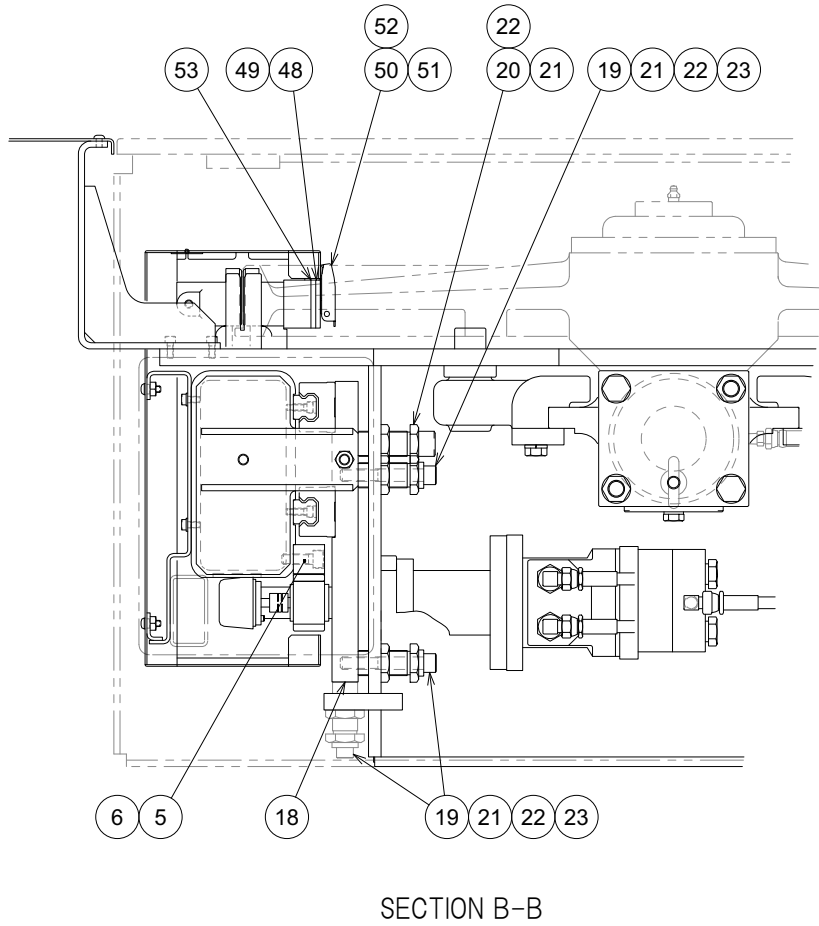
Index	Code	Parts Name	Drawing No.	Type	Maker	Q'ty	Note
39	11254765	Button Head Screw	P334500002	M3X10	JIS	4	
40	11139530	Nut	P332000001	M3	JIS	4	
41	11255896	Washer	P336000080	5(Normal)		4	
42	11254692	Grip	P317122010	A-1042-C-6	TAKIGEN	1	
43	11139803	Hex Socket Cap Screw	P330210003	M5X10		2	
44	11254694	Grip	P317152015	A-166-2(Black)	TAKIGEN	2	



1 Guide Post

1454758#1A





## Unit No. 28

## Saw Blade Guide(1)

From Serial No.38200002(EU\_EXP)\_38300002(DOM) and after

Index	Code	Parts Name	Drawing No.	Type	Maker	Q'ty	Note
1		Guide Post	1454758--A			1	Index 2-57
2	11256072	Saw Blade Guide Post	1454849---			1	
3	11254702	Bolt	P330040008	M10X40(All-thread)	MOURI	2	
4	11254743	Nut	P332000006	M10	JIS	2	
5	11256073	Rack	1454850---	SRCPF10-1000		1	
6	11139823	Hex Socket Cap Screw	P330240008	M10X30		3	
7	11256131	LM Guide	7720738---	SHS25R2SS+890L-2	THK	2	width Index 9
8	11139813	Hex Socket Cap Screw	P330220009	M6X20	JIS	16	
9	11162215	Blind Plug	P229138017	C6	THK	30	
10	11256074	Post Cover Holder	1454851---	T3.2		1	
11	11254734	Flange Socket Bolt	P330468026	M6X12	NISSAN NEJI	6	
12	11254839	Cable Movable Guard	P444008657	TKP0450W38-R75-U-14L	TSUBAKIMOTO CHAIN	1	
13	11254841	Accessory (Cable Movable Guard)	P444018072	TKP0450-IA-1K	TSUBAKIMOTO CHAIN	1	
14	11254842	Accessory (Cable Movable Guard)	P444018073	TKP0450-KA-1K	TSUBAKIMOTO CHAIN	1	
15	11254734	Flange Socket Bolt	P330468026	M6X12	NISSAN NEJI	4	
16	11256075	Post Cover	1454852---	T1.6		1	
17	11254769	Button Head Screw	P334500015	M6X15		4	
18	11256076	Post Guide	1454853---	T25		1	
19	11139830	Hex Socket Cap Screw	P330250015	M12X80		3	

## Unit No. 28

## Saw Blade Guide(1)

From Serial No.38200002(EU\_EXP)\_38300002(DOM) and after

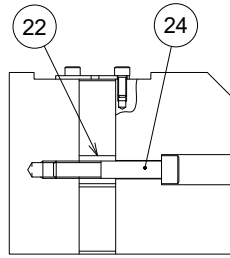
Index	Code	Parts Name	Drawing No.	Type	Maker	Q'ty	Note
20	11254727	Hex Socket Cap Screw	P330260040	M16X80		1	
21	11163136	Hex Socket Cap Screw	P330287001	LVB24-50	MISUMI	4	
22	11254746	Nut	P332008008	LVN24	MISUMI	4	
23	11254779	Washer	P336238144	WSSB25-12-3	MISUMI	3	
24	11254050	Hydraulic Motor Bracket	1246043 A			1	
25	11254844	Hydraulic Motor	P541008007	SBF13DD2-C	SUMITOMO EATON	1	
26	11160325	Hex Socket Cap Screw	P330250005	M12X30		2	
27	11160310	Hex Socket Cap Screw	P330220011	M6X25		4	
28	11254380	Hydraulic Motor Housing	1453933---			1	
29	11254808	Deep Groove Ball Bearing	P400010656	6006DDU	NSK(equality)	1	
30	11254810	Deep Groove Ball Bearing	P400010738	6206DDU	NSK(equality)	1	
31	11254381	CP Pinion Gear	1453934---	SSCPGS10-15		1	
32	11254823	Lock Nut	P406168035	FU06SS	FUJI SEIMITSU	1	
33	11254383	Bearing Collar	1453936---			1	
34	11254436	Encoder Bracket	1453979---			1	
35	11254712	Hex Socket Cap Screw	P330220003	M6X10		2	
36	11254649	Rotary Encoder	7922964	TRD-N1000-RZW	KOYO Electronics	1	width Index 37
37	11160012	Hex Socket Cap Screw	P330200002	M3X8		3	
38	11254832	Coupling	P432008016	MCJSN18-8-6	MISUMI	1	

## Unit No. 28

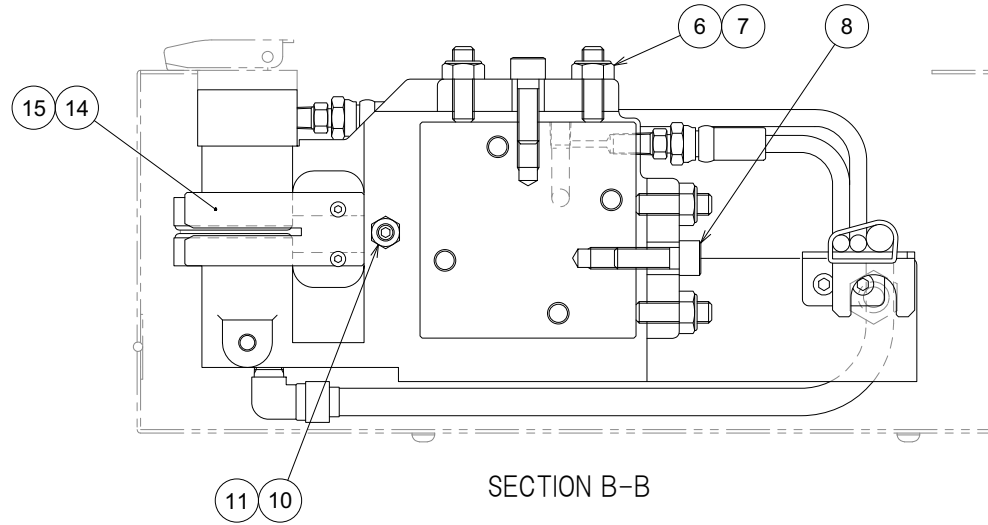
## Saw Blade Guide(1)

From Serial No.38200002(EU\_EXP)\_38300002(DOM) and after

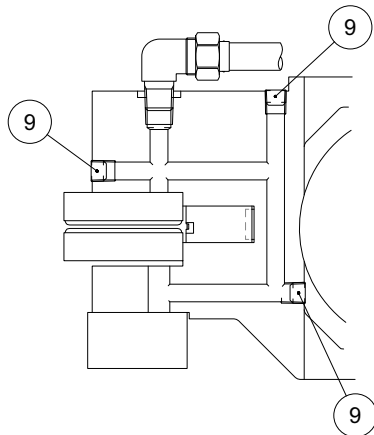
Index	Code	Parts Name	Drawing No.	Type	Maker	Q'ty	Note
39	11254051	Coupling	1246069 A			1	
40	11160808	Socket Set Screw	P330590019	M6X10(Dimple Type)	JIS	2	
41	11254836	Parallel Key	P436000145	8X7X32	JIS	1	
42	11254384	LS Bracket (Upper End Limit)	1453937---			1	
43	11254734	Flange Socket Bolt	P330468026	M6X12	NISSAN NEJI	4	
44	11163153	Limit Switch	P828002106	D4C-1333	OMRON	1	
45	11160303	Hex Socket Cap Screw	P330210006	M5X15		2	
46	11163154	LS Dog	1445352			1	
47	11254734	Flange Socket Bolt	P330468026	M6X12	NISSAN NEJI	4	
48	11254061	Post Cover Holder	1432443--A	T4.5		1	
49	11254734	Flange Socket Bolt	P330468026	M6X12	NISSAN NEJI	2	
50	11254751	Pan Head Screw	P334100004	M3X8	JIS	4	
51	11139530	Nut	P332000001	M3	JIS	2	
52	11163157	Door Closer	P317442040	C-1272-2	TAKIGEN	1	
53	11163155	Plate (Washer)	1241507	T4.5		1	
54	11256077	Shipping Angle	1454854---			1	
55	11139816	Hex Socket Cap Screw	P330230004	M8X15		2	
56	11139518	Bolt	P330030007	M8X25		4	
57	11160316	Hex Socket Cap Screw	P330230012	M8X50		4	



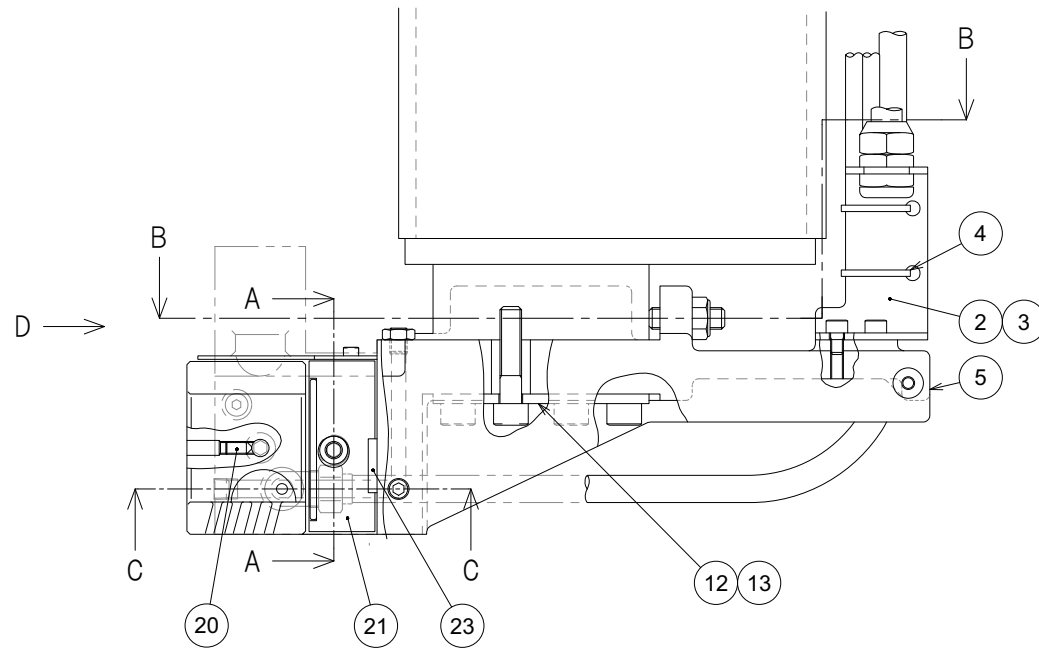
SECTION A-A



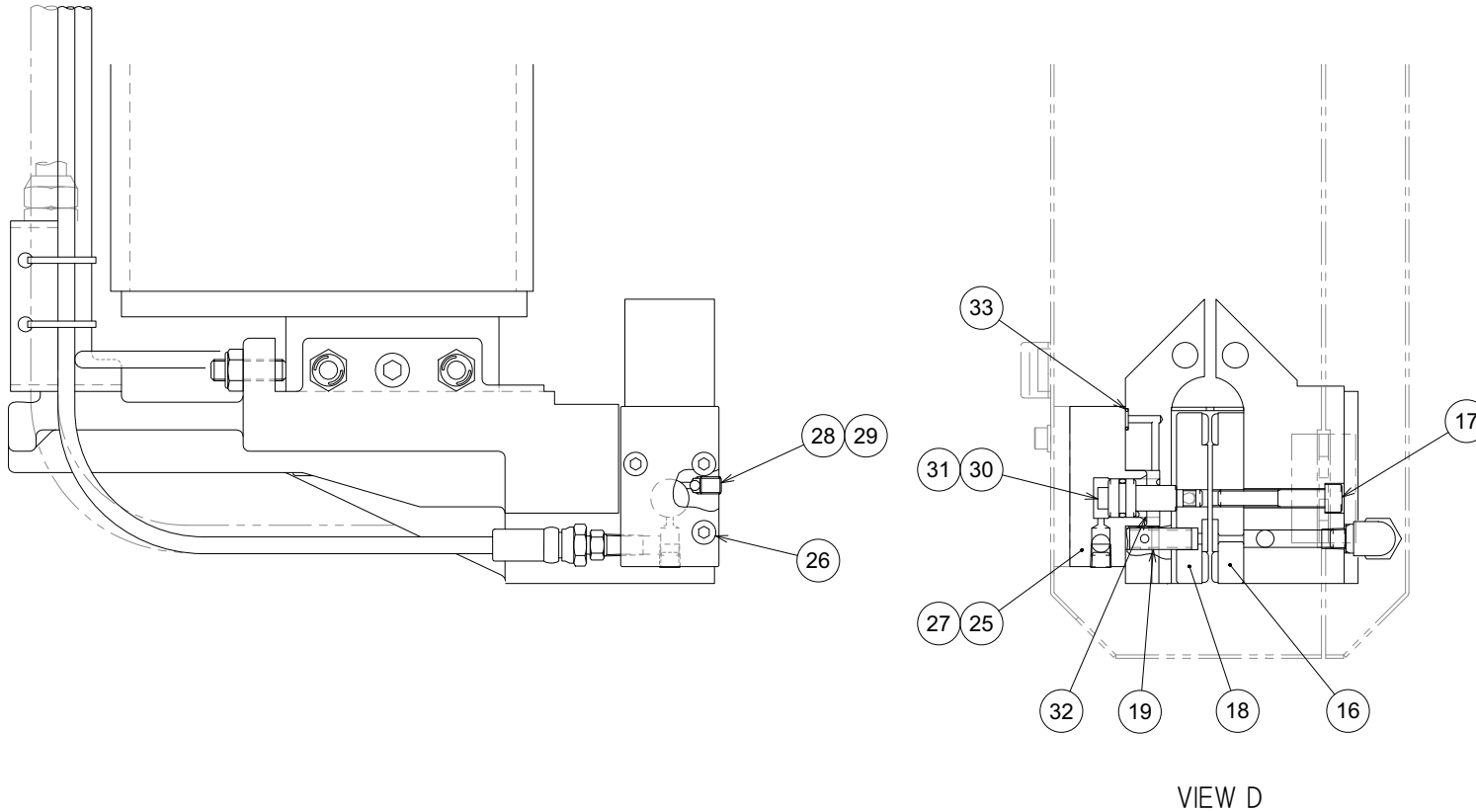
SECTION B-B



SECTION C-C



1 Upper Saw Blade Insert



## Unit No. 29

## Saw Blade Guide(2)

From Serial No.38200002(EU\_EXP)\_38300002(DOM) and after

Index	Code	Parts Name	Drawing No.	Type	Maker	Q'ty	Note
1		Upper Saw Blade Insert	1454757---			1	Index 2-33
2	11256071	Hose Retainer A	1454848---	T3.2		1	
3	11139811	Hex Socket Cap Screw	P330220004	M6X12	JIS	2	
4	10375463	Cable Band	P381058035	SKB-2M	KITAGAWA	2	
5	11161248	Upper Saw Blade Insert Holder	1242310 B			1	
6	11161249	Socket Set Screw	P330550055	M10X35(Flat Type)	JIS	4	
7	11255886	Lock Nut	P332505035	M10X1.5(Type-2)	FUJI SEIMITSU	4	
8	11160319	Hex Socket Cap Screw	P330240009	M10X35		2	
9	11254864	Plug for Piping	P580208001	GM-1/8	GOSHO Works	3	
10	11160804	Socket Set Screw	P330550038	M8X12(Flat Type)	JIS	1	
11	11160906	Nut	P332000062	M8(Type-3)	JIS	1	
12	11153413	Setting Plate	1242311			1	
13	11160320	Hex Socket Cap Screw	P330240011	M10X45		4	
14	11163159	Chip Guard	1241513	T1.6		1	
15	11139801	Hex Socket Cap Screw	P330200015	M4X10		2	
16	11163160	Fixed Upper Saw Blade Insert	1241511			1	
17	11160316	Hex Socket Cap Screw	P330230012	M8X50		1	
18	11163161	Movable Upper Saw Blade Insert	1241512			1	
19	11153701	Pipe	1242315			1	

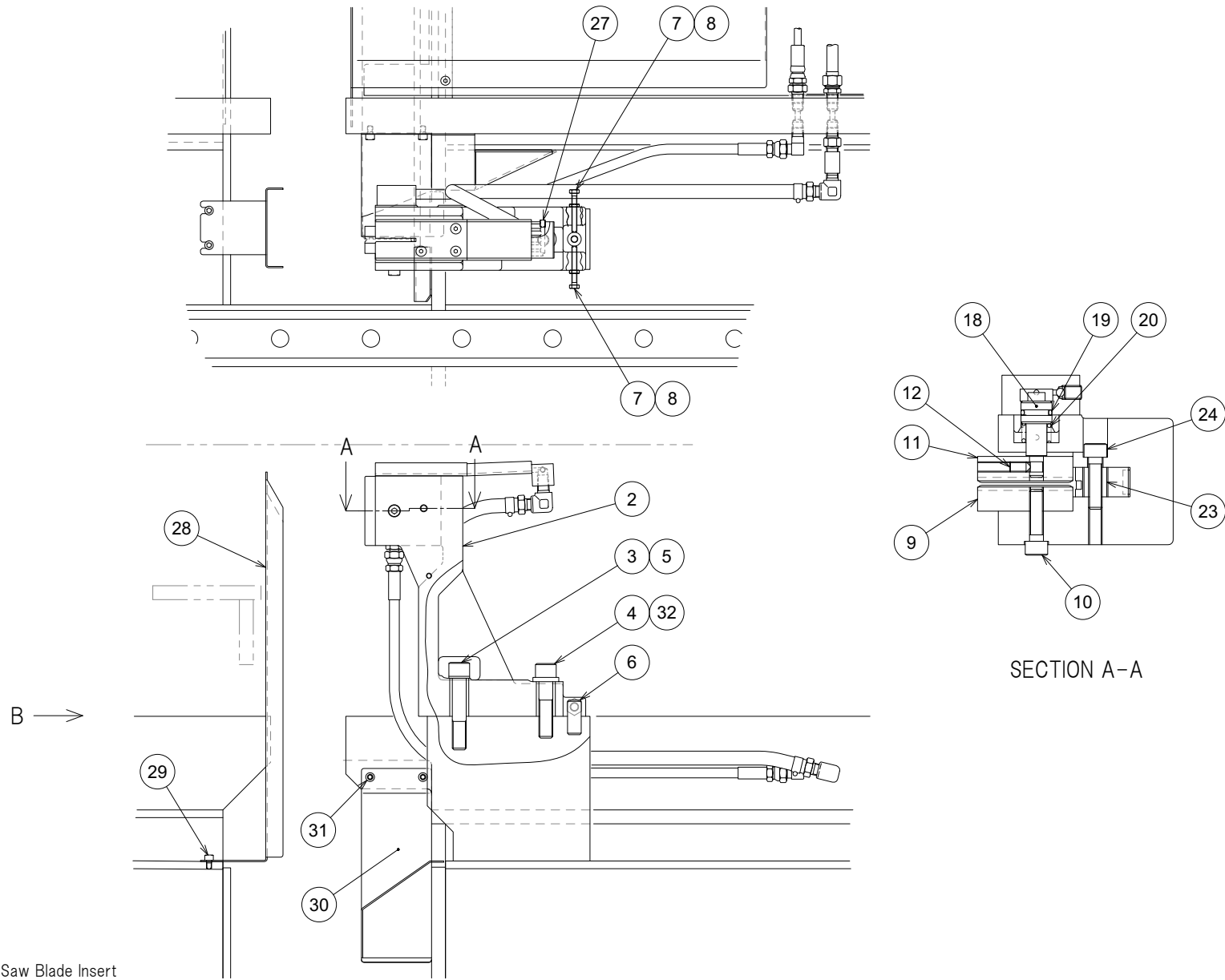
## Unit No. 29

## Saw Blade Guide(2)

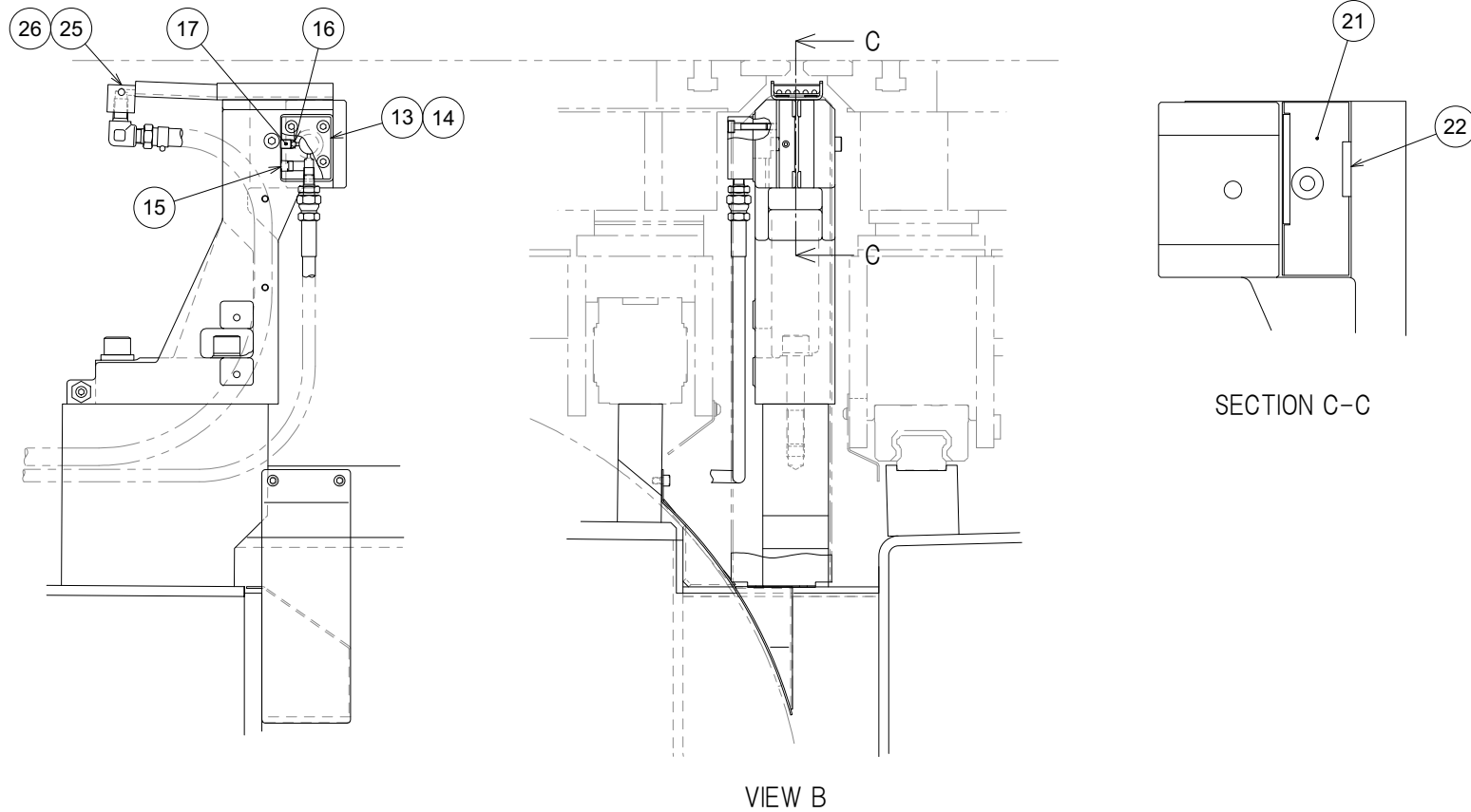
From Serial No.38200002(EU\_EXP)\_38300002(DOM) and after

Index	Code	Parts Name	Drawing No.	Type	Maker	Q'ty	Note
20	11160810	Socket Set Screw	P330580021	M6X12(Sharp Type)	JIS	1	
21	11153732	Backup Chip	1242329			1	
22	11254030	Sleeve	1230255 A			1	
23	11134910	Backup Rubber	1200772 B			1	
24	11160316	Hex Socket Cap Screw	P330230012	M8X50		1	
25	11254578	Clamp Cylinder	1454474---			1	
26	11139814	Hex Socket Cap Screw	P330220012	M6X30		3	
27	11254864	Plug for Piping	P580208001	GM-1/8	GOSHO Works	1	
28	11160803	Socket Set Screw	P330550037	M8X10(Flat Type)	JIS	1	
29	11153601	Steel Ball (for Bearing)	P406000002	3/16	JIS	1	
30	11153521	Piston	1250353 A			1	
31	11255958	O Ring	P590002014	1A-P14	NOK	1	
32	11153525	Insert Spring	1220308			1	
33	11255956	O Ring	P590002005	1A-P7	NOK	1	





1 Lower Saw Blade Insert



## Unit No. 30

## Saw Blade Guide(3)

From Serial No.38200002(EU\_EXP)\_38300002(DOM) and after

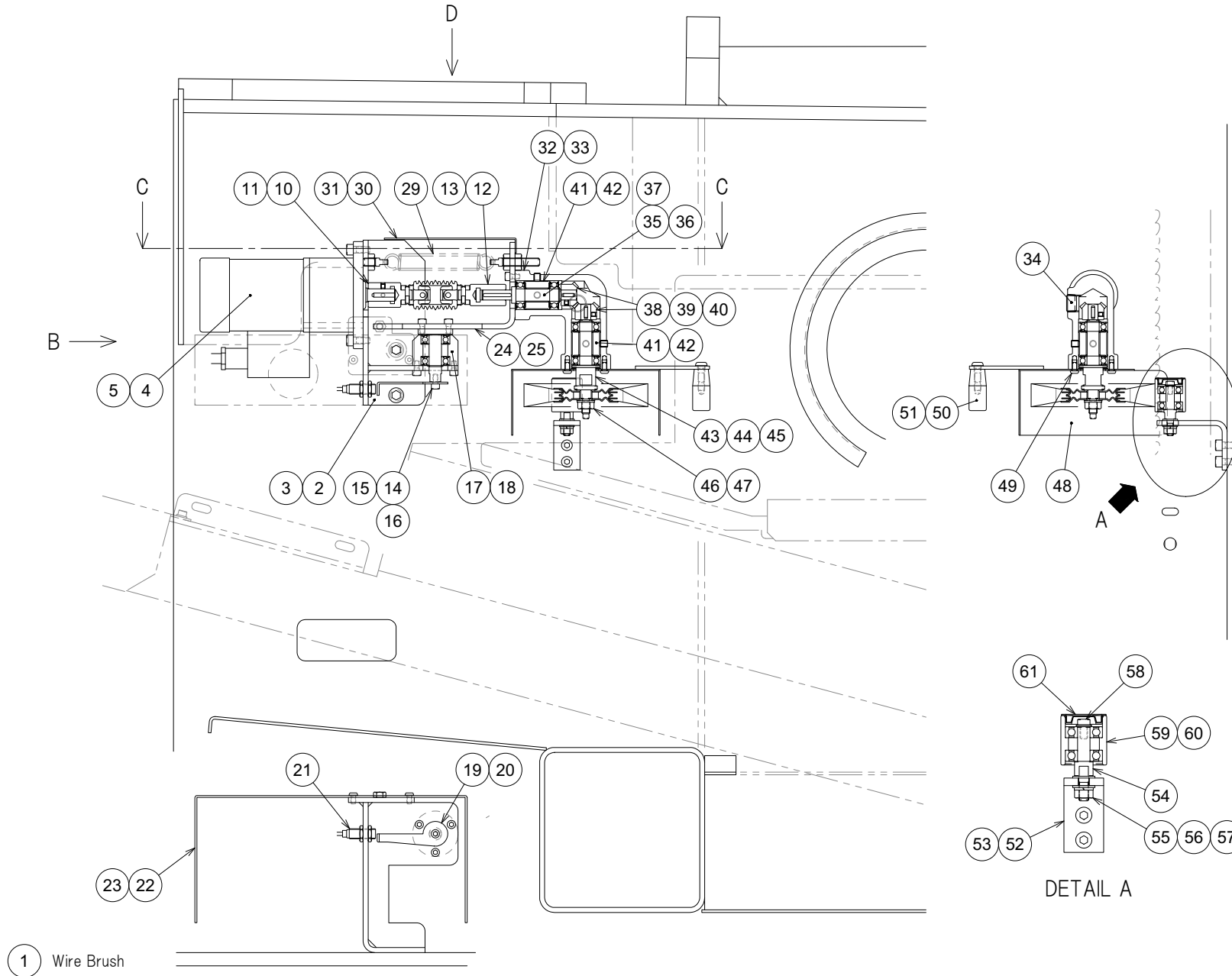
Index	Code	Parts Name	Drawing No.	Type	Maker	Q'ty	Note
1		Lower Saw Blade Insert	1454756--A			1	Index 2-32
2	11256083	Lower Insert Holder	1454862---			1	
3	11255092	Reamer Bolt L	1230017 C			1	
4	11160333	Hex Socket Cap Screw	P330260038	M16X70		1	
5	11152930	Conical Spring Washer	P336165005	CDW-16H	HHK	1	
6	11161264	Parallel Pin	P337050047	16X40(Inner Screw)H7	Ohkita	1	
7	11256198	Bolt	P330020013	M6X45(All-thread)	MOURI	2	
8	11256208	Nut	P332000083	M6(Type-3)	JIS	2	
9	11163166	Fixed Lower Saw Blade Insert	1241518			1	
10	11139818	Hex Socket Cap Screw	P330230008	M8X30		1	
11	11163167	Movable Lower Saw Blade Insert	1241519			1	
12	11160810	Socket Set Screw	P330580021	M6X12(Sharp Type)	JIS	1	
13	11153725	Drive Insert Cylinder	1250352 A			1	
14	11139814	Hex Socket Cap Screw	P330220012	M6X30		3	
15	11254864	Plug for Piping	P580208001	GM-1/8	GOSHO Works	1	
16	11153601	Steel Ball (for Bearing)	P406000002	3/16	JIS	1	
17	11160803	Socket Set Screw	P330550037	M8X10(Flat Type)	JIS	1	
18	11153521	Piston	1250353 A			1	
19	11154116	O Ring	P590000014	P14		1	

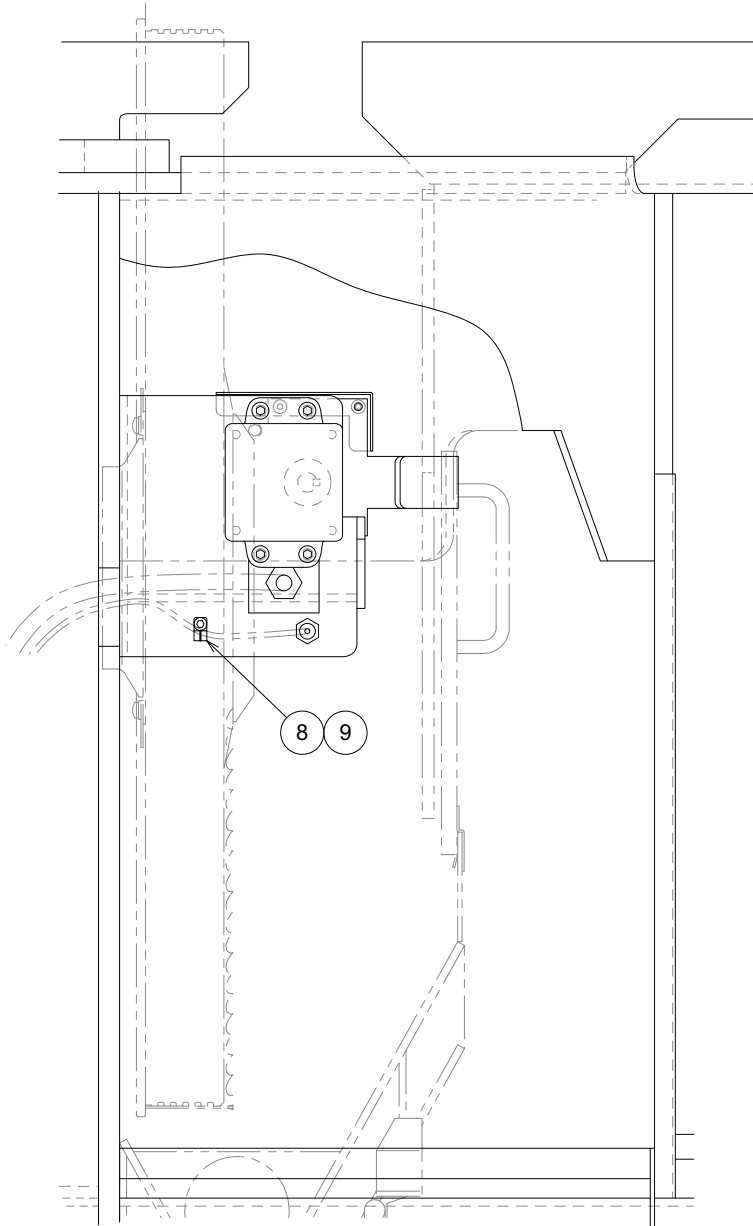
## Unit No. 30

## Saw Blade Guide(3)

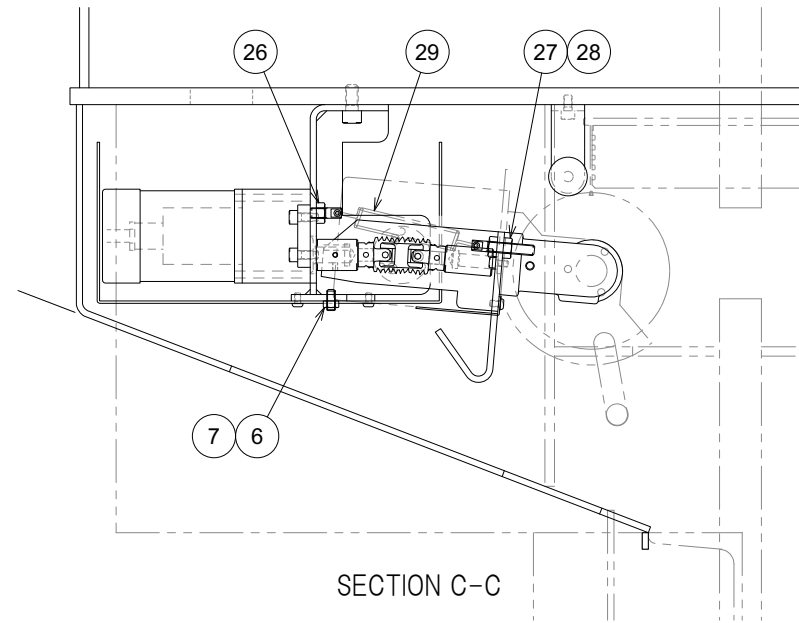
From Serial No.38200002(EU\_EXP)\_38300002(DOM) and after

Index	Code	Parts Name	Drawing No.	Type	Maker	Q'ty	Note
20	11153525	Insert Spring	1220308			1	
21	11153732	Backup Chip	1242329			1	
22	11134910	Backup Rubber	1200772 B			1	
23	11254030	Sleeve	1230255 A			1	
24	11139818	Hex Socket Cap Screw	P330230008	M8X30		1	
25	11154018	Chip Receive Cover	1242333 A			1	
26	11160525	Flat Head Bolt	P334520010	M6X10	NISSAN NEJI	3	
27	11256207	Socket Set Screw	P330550114	M6X5(Flat Type)	JIS	1	
28	11256084	Chip Cover (Vertical)	1454863--A	T1.5		1	
29	11254712	Hex Socket Cap Screw	P330220003	M6X10		2	
30	11256085	Chip Cover R	1454864---	T1.5		1	
31	11254712	Hex Socket Cap Screw	P330220003	M6X10		2	
32	11256213	Washer	P336238730	WSSB25-16-5	MISUMI	1	

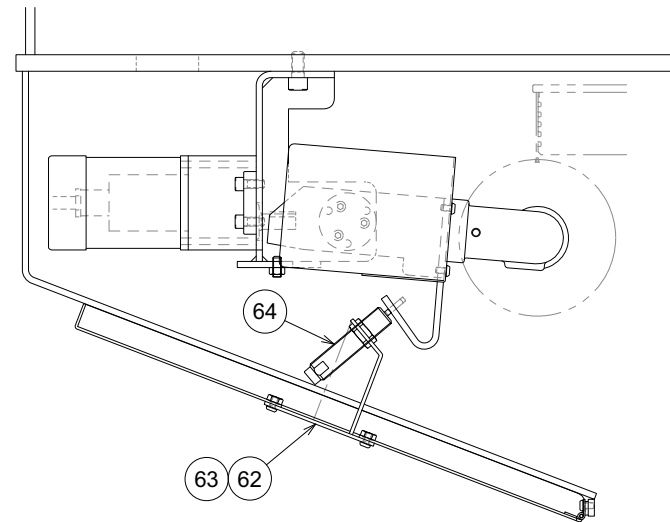




VIEW B



SECTION C-C



VIEW D

## Unit No. 31

## Wire Brush

From Serial No.38200002(EU\_EXP)\_38300002(DOM) and after

Index	Code	Parts Name	Drawing No.	Type	Maker	Q'ty	Note
1		Wire Brush	1454759--B			1	Index 2-64
2	11256108	Wire Brush Bracket	1454887---			1	
3	11160324	Hex Socket Cap Screw	P330250004	M12X25		2	
4	11254647	Geared Motor	7921793 A	GM-J2W90WX1/3-A	mitsubishi	1	
5	11139817	Hex Socket Cap Screw	P330230006	M8X20		4	
6	11254739	Socket Set Screw	P330550041	M8X20(Flat Type)	JIS	1	
7	11254742	Nut	P332000005	M8	JIS	1	
8	11254801	Saddle for Conduit	P381017105	PZ0106(D6.2)	DAIWA DENGYO	1	
9	11139811	Hex Socket Cap Screw	P330220004	M6X12	JIS	1	
10	11254305	Coupling L	1453877--A			1	
11	11254834	Coupling	P432503009	SD-12-00C	KYOWA Industry	1	
12	11254306	Coupling R	1453878--B			1	
13	11254838	Parallel Key	P436008088	KES4-35	MISUMI	1	
14	11254307	Swivel Shaft	1453879---			1	
15	11254820	Locating Snap Ring	P406108038	STW-15	OCHIAI	1	
16	11254809	Deep Groove Ball Bearing	P400010735	6202DDU	NSK(equality)	2	
17	11254308	Swivel Holder	1453880---			1	
18	11139811	Hex Socket Cap Screw	P330220004	M6X12	JIS	3	
19	11254309	Proximity Dog	1453881---			1	

## Unit No. 31

## Wire Brush

From Serial No.38200002(EU\_EXP)\_38300002(DOM) and after

Index	Code	Parts Name	Drawing No.	Type	Maker	Q'ty	Note
20	11139811	Hex Socket Cap Screw	P330220004	M6X12	JIS	1	
21	11254965	Proximity Switch	P829003016	FL7M-3J6HD(2M)	YAMATAKE	1	
22	11254310	Motor Cover	1453882---			1	
23	11160421	Button Head Screw	P334500013	M6X10		2	
24	11256109	Gear Box Holder	1454888--A			1	
25	11139811	Hex Socket Cap Screw	P330220004	M6X12	JIS	3	
26	11254787	Post for Tension Spring	P338198022	AIPO10-30	MISUMI	1	
27	11254788	Post for Tension Spring	P338198027	AIPO10-60	MISUMI	1	
28	11254743	Nut	P332000006	M10	JIS	1	
29	11254697	Coil Spring	P320035059	AWS20-100	MISUMI	1	
30	11254312	Spring Cover	1453888--A			1	
31	11160421	Button Head Screw	P334500013	M6X10		2	
32	11254313	Gear Box	1453889---			1	
33	11139811	Hex Socket Cap Screw	P330220004	M6X12	JIS	3	
34	11254867	Plug for Piping	P580208004	GM-1/2	GOSHO Works	1	
35	11254314	Gear Shaft	1453890--A			1	
36	11254820	Locating Snap Ring	P406108038	STW-15	OCHIAI	1	
37	11254809	Deep Groove Ball Bearing	P400010735	6202DDU	NSK(equality)	2	
38	11254829	Hardened Miter Gear	P422052006	SMB1.5-20	KHK	2	



## Unit No. 31

## Wire Brush

From Serial No.38200002(EU\_EXP)\_38300002(DOM) and after

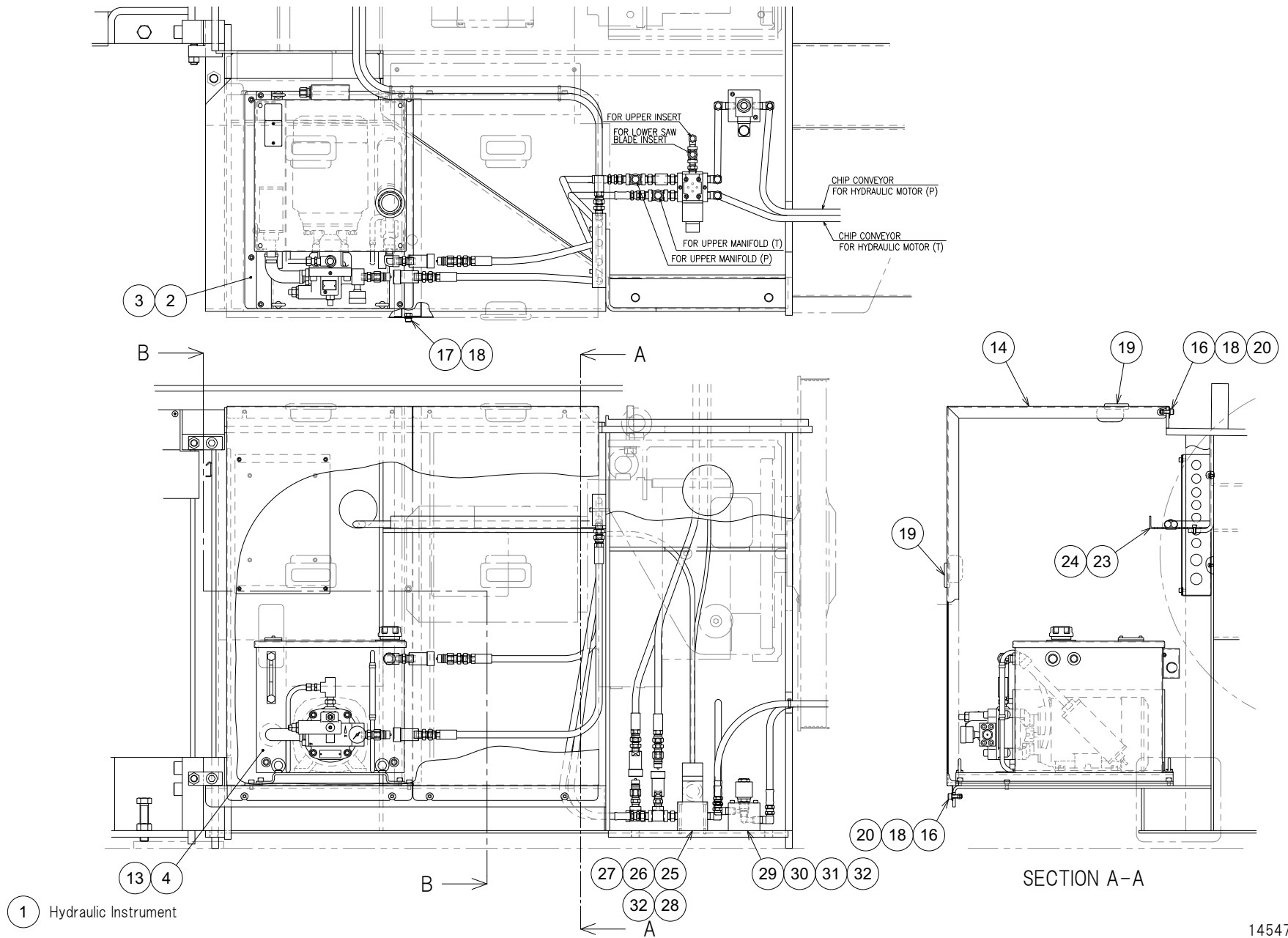
Index	Code	Parts Name	Drawing No.	Type	Maker	Q'ty	Note
39	11254740	Socket Set Screw	P330590017	M6X6(Dimple Type)	JIS	2	
40	11254835	Parallel Key	P436000004	4X4X12	JIS	2	
41	11254315	Bearing Spacer	1453891---			2	
42	11139606	Socket Set Screw	P330590024	M8X10(Dimple Type)	JIS	4	
43	11254316	Brush Shaft	1453892--A			1	
44	11254820	Locating Snap Ring	P406108038	STW-15	OCHIAI	1	
45	11254809	Deep Groove Ball Bearing	P400010735	6202DDU	NSK(equality)	2	
46	11254417	Brush Nut	1453959---			1	
47	11254796	Wheel Brush	P359258001	WH-1503	ADACHI BRUSH	1	
48	11254317	Brush Cover	1453893---			1	
49	11160421	Button Head Screw	P334500013	M6X10		3	
50	11254695	Knob	P317268030	GRAF8	MISUMI	1	
51	11254770	Button Head Screw	P334500016	M6X20		1	
52	11256110	Setting Bracket	1454889---			1	
53	11139816	Hex Socket Cap Screw	P330230004	M8X15		2	
54	11254319	Setting Shaft	1453895---			1	
55	11254742	Nut	P332000005	M8	JIS	1	
56	11139707	Washer	P336000006	8(Normal)	JIS	2	
57	11139746	Spring Washer	P336050006	8	JIS	1	

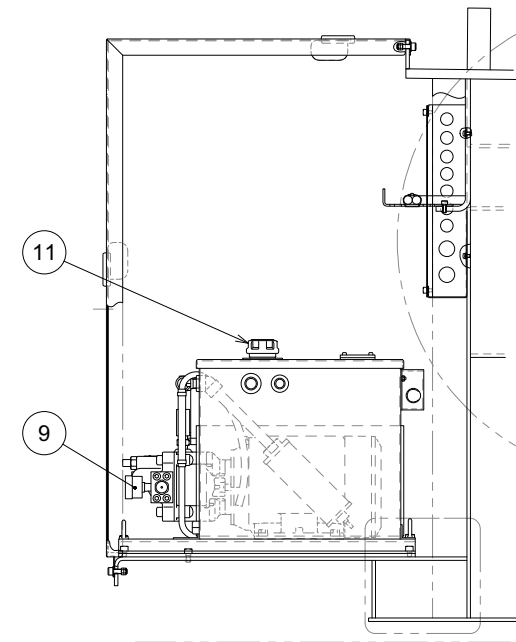
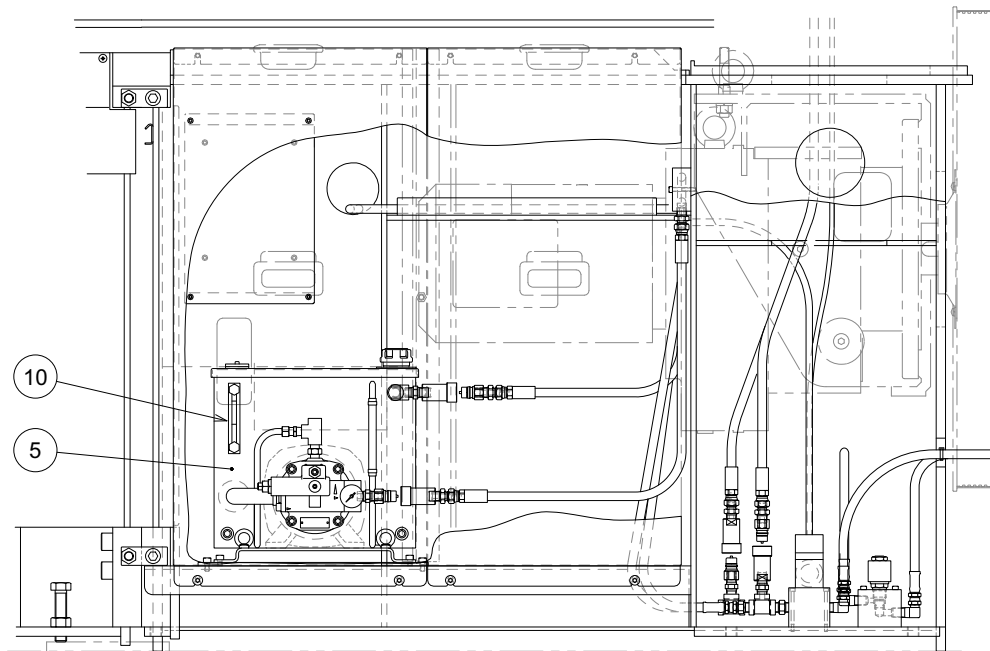
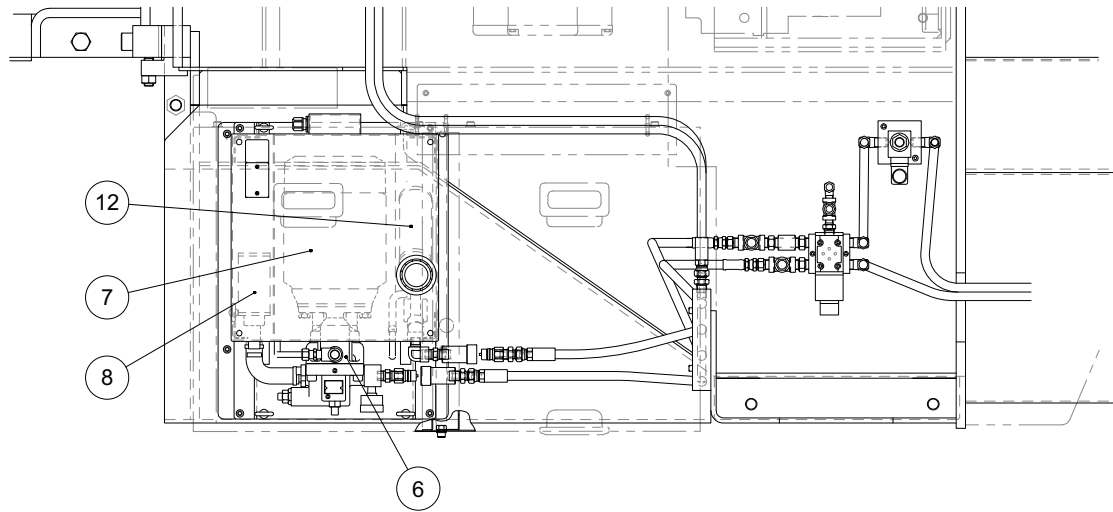
## Unit No. 31

## Wire Brush

From Serial No.38200002(EU\_EXP)\_38300002(DOM) and after

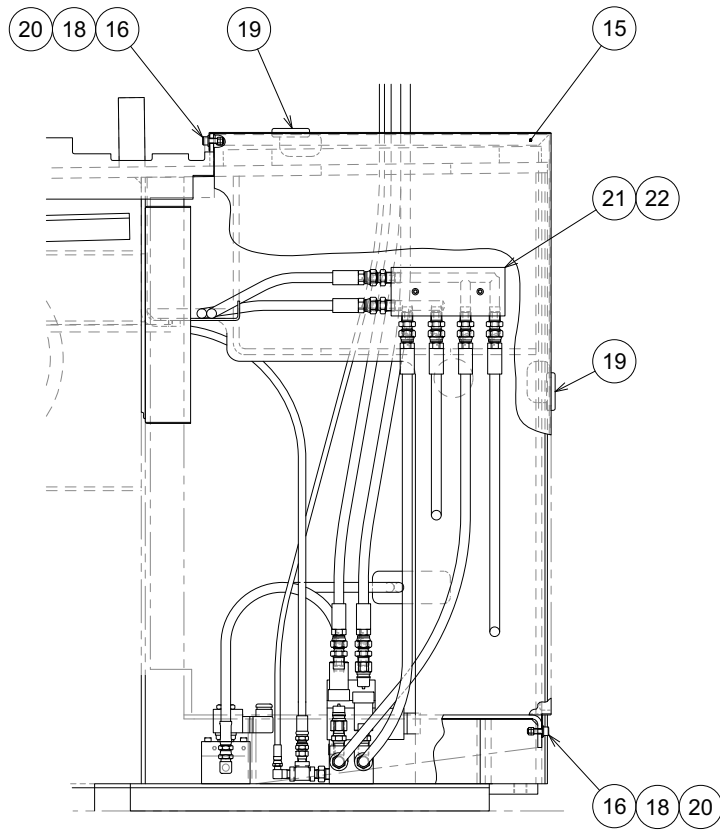
Index	Code	Parts Name	Drawing No.	Type	Maker	Q'ty	Note
58	11254732	Flange Socket Bolt	P330468015	M6X10	NISSAN NEJI	1	
59	11254320	Setting Roller	1453896---			1	
60	11254812	Deep Groove Ball Bearing	P400010759	6200DDU	NSK(equality)	2	
61	11254669	Blind Plug	P229138082	RCA5-30	NOK	1	
62	11256111	Damper Holder	1454890---	T3.2		1	
63	11160421	Button Head Screw	P334500013	M6X10		4	
64	11256280	Shock Absorber	P549318076	ECO50MC-4	ENIDINE	1	



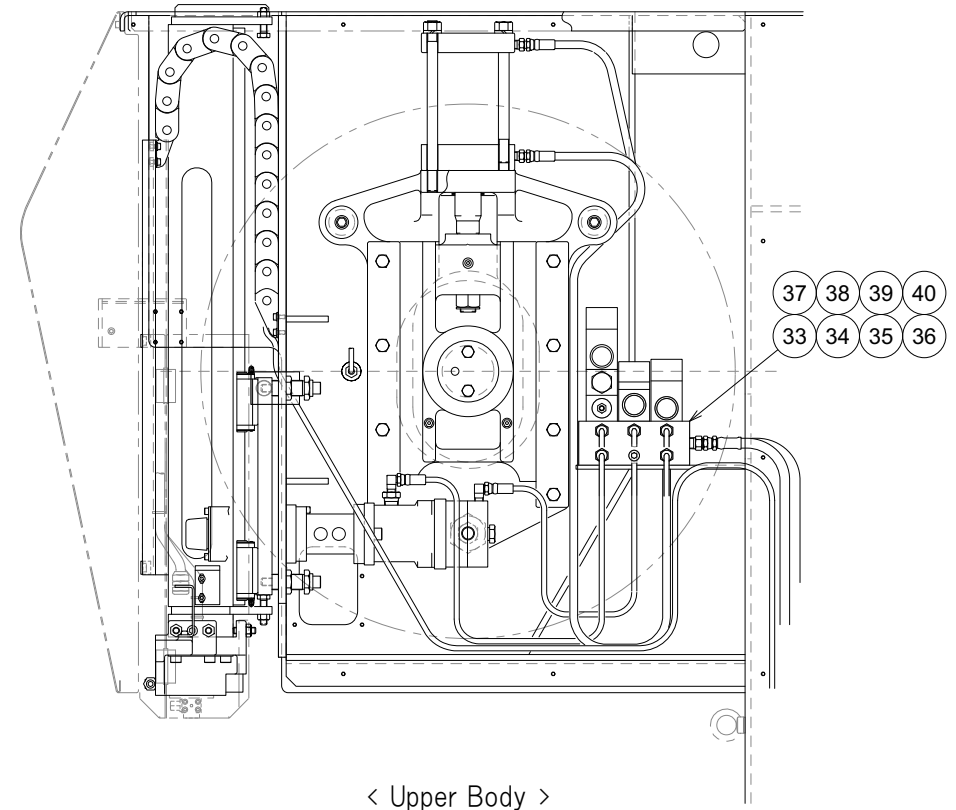


4 Hydraulic Unit

1454760#1A  
77520739---



SECTION B-B



< Upper Body >

1454760#1A  
1454760#2A

## Unit No. 32

## Hydraulic(1)

From Serial No.38200002(EU\_EXP)\_38300002(DOM) and after

Index	Code	Parts Name	Drawing No.	Type	Maker	Q'ty	Note
1		Hydraulic Instrument	1454760--A			1	Index 2-40
2	11256112	Hydraulic Unit Base	1454891---	T6		1	
3	11139816	Hex Socket Cap Screw	P330230004	M8X15		4	
4	11256132	Hydraulic Unit	7720739---	TU2C-N		1	Index 5-12
5	11256138	Tank	SBS2649---	15L		1	
6	11255015	Piston Pump	SBS0018---	P8VMR-20-CBC-10	TOKYO KEIKI	1	
7	11256139	AC Motor	SBS2650---	1.5KW4P-TU2C		1	
8	11255013	Filter	SBS0016---	OFS-06-S1-M1(150 Micrometre)	TOKYO KEIKI	1	
9	11256140	Pressure Gauge	SBS2651---	G-D1/4RX40X25MPA		1	
10	11255014	Oil Level Gauge	SBS0017---	OLG2-100K	TOKYO KEIKI	1	
11	11254849	Air Breather	P557078015	MSA-V30	MASUDA SS	1	
12	11255008	Filter	SBS0011---	51-500400(10 Micrometre)	TOKYO KEIKI	1	
13	11254716	Hex Socket Cap Screw	P330230001	M8X10		4	
14	11256113	Hydraulic Unit Cover R	1454892---	T1.6		1	
15	11256114	Hydraulic Unit Cover L	1454893---	T1.6		1	
16	11160310	Hex Socket Cap Screw	P330220011	M6X25		8	
17	11256202	Hex Socket Cap Screw	P330227021	GUTBN8-5-10	MISUMI	1	
18	11139707	Washer	P336000006	8(Normal)	JIS	9	
19	11256196	Grip	P317152003	A-166-1(Black)	TAKIGEN	4	

Index	Code	Parts Name	Drawing No.	Type	Maker	Q'ty	Note
20	11254741	Nut	P332000004	M6	JIS	16	
21	11256115	Hydraulic Block	1454894---	T32		1	
22	11160312	Hex Socket Cap Screw	P330220014	M6X40		2	
23	11256116	Duct	1454895---	T3.2		1	
24	11160309	Hex Socket Cap Screw	P330220006	M6X15		2	
25	11254634	Valve Block	7720706--A			1	width Index 26,27
26	11254845	Solenoid Valve	P545147037	DG4V-3-2A-M-P7-H-7-54	TOKIMEC	1	
27	11254847	Sub Plate	P545810012	DGMS-3-1E-10-T-JA-S16-J	TOKIMEC	1	
28	11254711	Hex Socket Cap Screw	P330210022	M5X70		2	
29	11254063	Electro-Magnetic Valve Block	1434688			1	
30	11254713	Hex Socket Cap Screw	P330220020	M6X70		2	
31	11254623	Screw In Solenoid Valve	7720664	SV3-10-C-0-24DG-JA78	TOKYO KEIKI	1	
32	11256010	Name Plate	1246345 A			1	
33	11255086	3-station Valve Block	7720753---			1	width Index 34-39
34	11255009	Solenoid Valve	SBS0012---	DG4V-3-6C-M-P7-H-7-54	TOKYO KEIKI	1	
35	11254846	Solenoid Valve	P545147040	DG4V-3-3BL-M-P7-H-7-54	TOKIMEC	1	
36	11255088	Solenoid Valve	SBS0025---	DG4V-3-2C-M-P7-H-7-T08-54	TOKYO KEIKI	1	
37	11255016	Pilot Check Valve	SBS0019---	TGMPC-3-BAK-51	TOKYO KEIKI	1	
38	11163236	Flow Regulator	P544007007	TGMFN-3-Y-A2W-B2W-50	TOKIMEC	1	

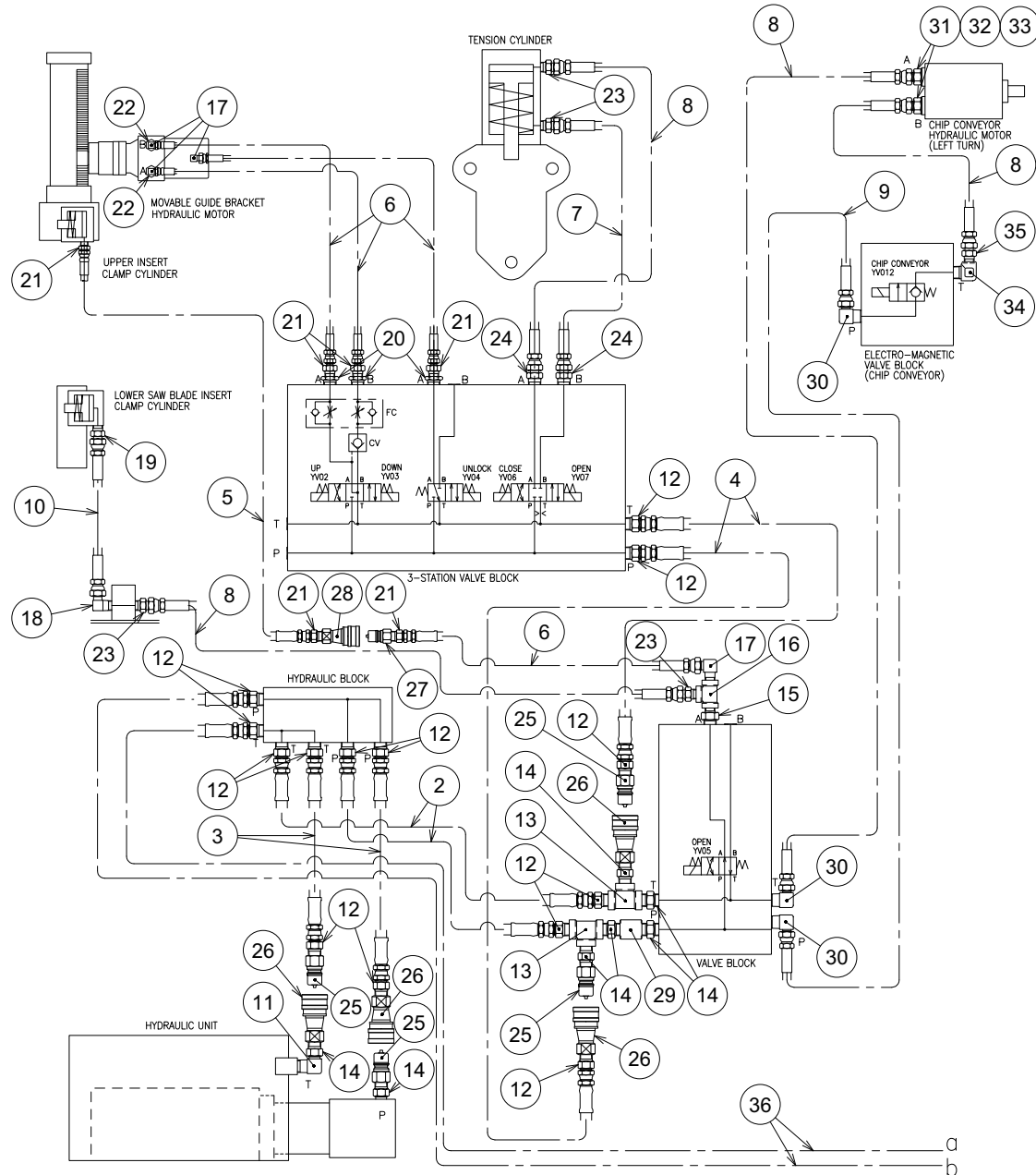
Unit No. 32

Hydraulic(1)

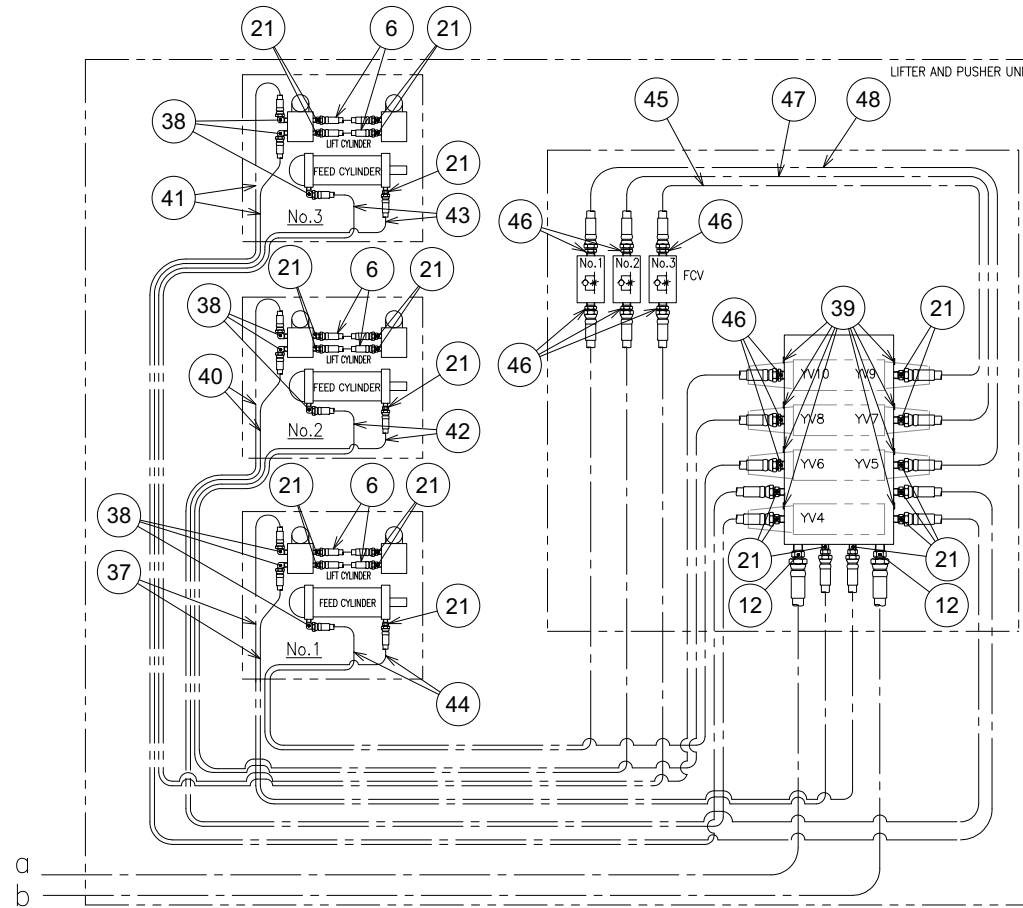
From Serial No.38200002(EU\_EXP)\_38300002(DOM) and after

Index	Code	Parts Name	Drawing No.	Type	Maker	Q'ty	Note
39	11255011	Sub Plate	SBS0014---	DGMS-3-3EX-10-T-JA-J	TOKYO KEIKI	1	
40	11254711	Hex Socket Cap Screw	P330210022	M5X70		2	





1 Hydraulic Piping



Index	Code	Parts Name	Drawing No.	Type	Maker	Q'ty	Note
1		Hydraulic Piping	1454762--A			1	Index 2-48
2	11256180	Oil Hose ASSY	P220442042	N177-06-1005-0.8M	The Yokohama Rubber	2	
3	11256179	Oil Hose ASSY	P220442041	N177-06-1005-1.0M	The Yokohama Rubber	2	
4	11256192	Oil Hose ASSY	P220442063	N177-06-1005-2.8M	The Yokohama Rubber	2	
5	11254657	Oil Hose ASSY	P220442025	N177-02-1005-4.6M	The Yokohama Rubber	1	
6	11254658	Oil Hose ASSY	P220442026	N177-02-1005-0.55M	The Yokohama Rubber	10	
7	11254659	Oil Hose ASSY	P220442027	N177-04-1005-1M	The Yokohama Rubber	1	
8	11254660	Oil Hose ASSY	P220442028	N177-04-1005-1.3M	The Yokohama Rubber	4	
9	11254661	Oil Hose ASSY	P220442029	N177-04-1005-0.9M	The Yokohama Rubber	1	
10	11256181	Oil Hose ASSY	P220442043	N177-04-1005-0.7M	The Yokohama Rubber	1	
11	11256281	Elbow	P580053007	LC-3/8	BAN SS	1	
12	11254881	Hose Adapter	P589222204	1009-PT3/8-PF3/8	The Yokohama Rubber	16	
13	11254863	Tee	P580100003	3/8	JIS	2	
14	11254857	Nipple	P580020003	3/8	JIS	7	
15	11254858	Nipple	P580020010	3/8X1/4	JIS	1	
16	11254862	Tee	P580100002	1/4	JIS	1	
17	11254885	Hose Adapter	P589222414	1034-PT1/4-PF1/8	The Yokohama Rubber	4	
18	11254882	Hose Adapter	P589222254	1034-PT1/4-PF1/4	The Yokohama Rubber	1	
19	11254877	Hose Adapter	P589222192	1009-PT1/8-PF1/4	The Yokohama Rubber	1	

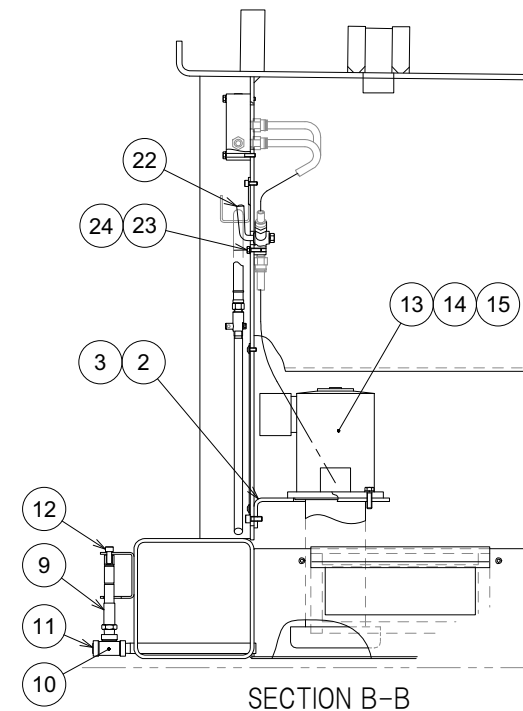
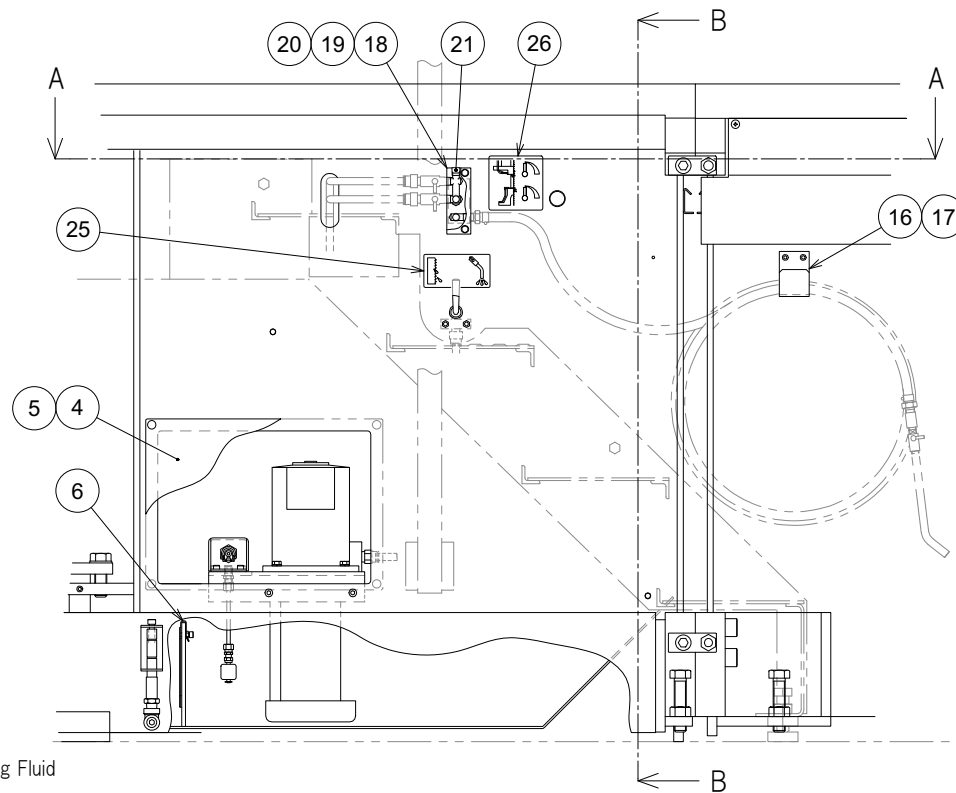
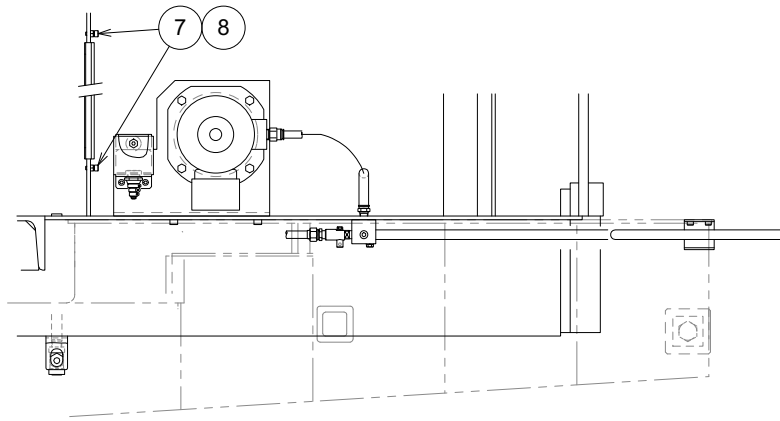
Index	Code	Parts Name	Drawing No.	Type	Maker	Q'ty	Note
20	11254855	Bush for Piping	P580010031	3/8X1/8	JIS	3	
21	11254878	Hose Adapter	P589222200	1009-PT1/8-PF1/8	The Yokohama Rubber	30	
22	11254854	Bush for Piping	P580010003	1/2X1/4	JIS	2	
23	11254879	Hose Adapter	P589222202	1009-PT1/4-PF1/4	The Yokohama Rubber	4	
24	11254880	Hose Adapter	P589222203	1009-PT3/8-PF1/4	The Yokohama Rubber	2	
25	11256285	S Coupler (Socket)	P589026118	3P-SUS	NITTO KOHKI	4	
26	11256284	S Coupler (Socket)	P589026117	3S-SUS	NITTO KOHKI	4	
27	11256282	S Coupler (Socket)	P589026003	1P-SUS	NITTO KOHKI	1	
28	11256283	S Coupler (Socket)	P589026005	1S-SUS	NITTO KOHKI	1	
29	11254853	Socket for Piping	P580000003	3/8	JIS	1	
30	11254883	Hose Adapter	P589222255	1034-PT3/8-PF1/4	The Yokohama Rubber	3	
31	11254886	Hose Adapter	P589228101	COS00G03G02	AMC	2	
32	11254053	Copper Washer	1280322 A			2	
33	11254890	O Ring	P590002147	1A-S14	NOK	2	
34	11254860	Elbow	P580053013	LC3-1/4X3/8	BAN SS	1	
35	11254073	Orifice Nipple D1.0	1451362			1	
36	11256182	Oil Hose ASSY	P220442053	N177-06-1005-6.5M	The Yokohama Rubber	2	
37	11256183	Oil Hose ASSY	P220442054	N177-02-1005-0.9M	The Yokohama Rubber	2	
38	11255955	Hose Adapter	P589222415	1034-PT1/8-PF1/8	The Yokohama Rubber	9	

## Unit No. 33

## Hydraulic(2)

From Serial No.38200002(EU\_EXP)\_38300002(DOM) and after

Index	Code	Parts Name	Drawing No.	Type	Maker	Q'ty	Note
39	11254864	Plug for Piping	P580208001	GM-1/8	GOSHO Works	8	
40	11256184	Oil Hose ASSY	P220442055	N177-02-1005-1.7M	The Yokohama Rubber	2	
41	11256185	Oil Hose ASSY	P220442056	N177-02-1005-3.2M	The Yokohama Rubber	2	
42	11256186	Oil Hose ASSY	P220442057	N177-02-1005-2.3M	The Yokohama Rubber	2	
43	11256187	Oil Hose ASSY	P220442058	N177-02-1005-4M	The Yokohama Rubber	2	
44	11256188	Oil Hose ASSY	P220442059	N177-02-1005-1.6M	The Yokohama Rubber	2	
45	11256189	Oil Hose ASSY	P220442060	N177-02-1005-0.7M	The Yokohama Rubber	1	
46	11255951	Hose Adapter	P589222201	1009-PT1/4-PF1/8	The Yokohama Rubber	9	
47	11256190	Oil Hose ASSY	P220442061	N177-02-1005-0.85M	The Yokohama Rubber	1	
48	11256191	Oil Hose ASSY	P220442062	N177-02-1005-1M	The Yokohama Rubber	1	



1454771--A

## Unit No. 34

## Cutting Fluid(1)

From Serial No.38200002(EU\_EXP)\_38300002(DOM) and after

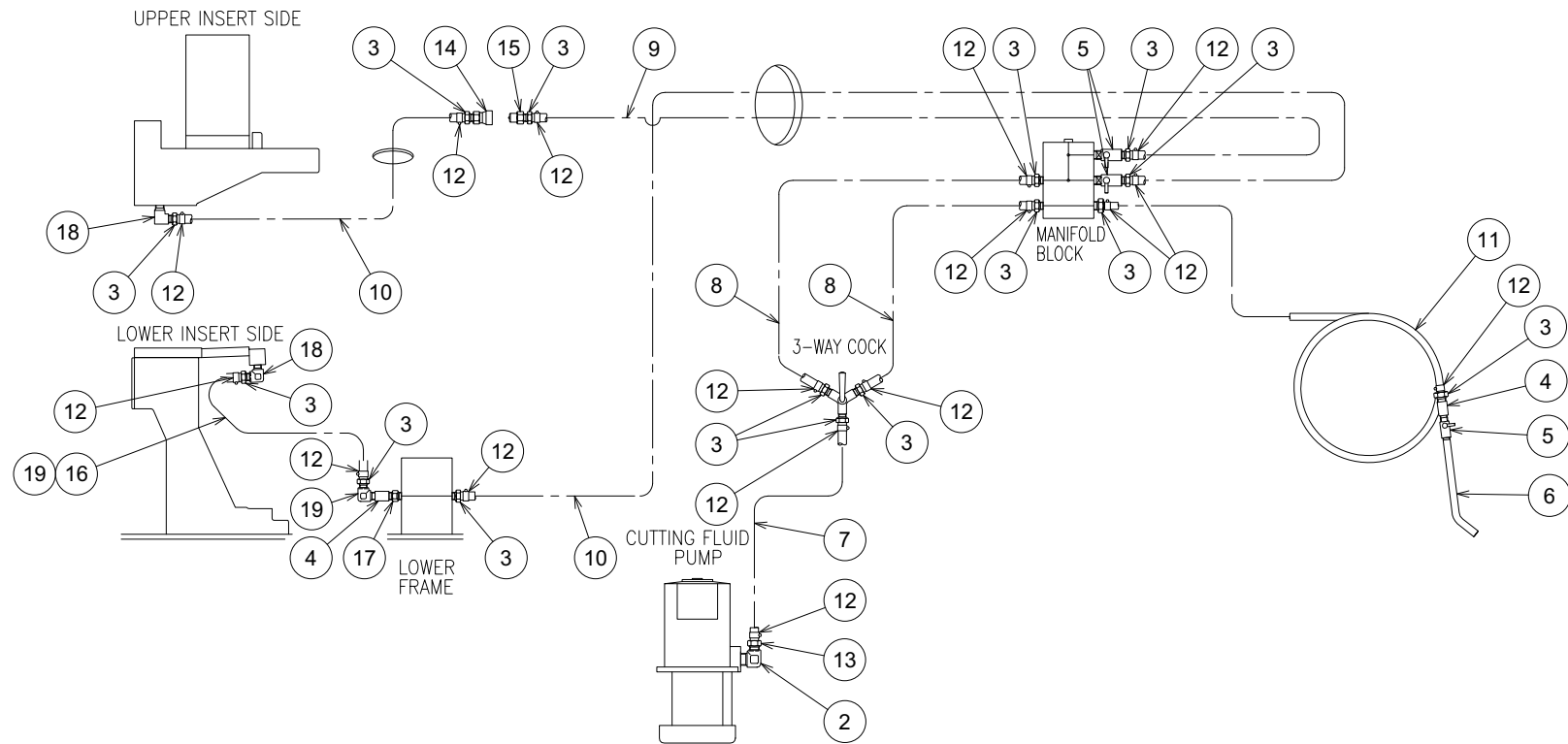
Index	Code	Parts Name	Drawing No.	Type	Maker	Q'ty	Note
1		Cutting Fluid	1454771--A			1	Index 2-26
2	11256014	Pump Bracket	1451435	T6		1	
3	11139817	Hex Socket Cap Screw	P330230006	M8X20		2	
4	11155504	Pump Cover	1242443			1	
5	11139664	Truss Head Screw	P334130012	M6X12	JIS	4	
6	11155507	Separating Net	1242444 A	Net		1	
7	11160309	Hex Socket Cap Screw	P330220006	M6X15		2	
8	11139533	Nut	P332000071	M6(Type-1)	JIS	2	
9	11155510	Level Hose	1242445			1	
10	11254863	Tee	P580100003	3/8	JIS	1	
11	11254866	Plug for Piping	P580208003	GM-3/8	GOSHO Works	1	
12	11139817	Hex Socket Cap Screw	P330230006	M8X20		1	
13	11254641	Coolant Pump	7920860 A	PV-1863B	SANSO Electric	1	
14	11139510	Bolt	P330030008	M8X30		4	
15	11139746	Spring Washer	P336050006	8	JIS	4	
16	11155517	Hose Rest	1242446			1	
17	11160309	Hex Socket Cap Screw	P330220006	M6X15		2	
18	11162820	Manifold Block	1242452			1	
19	11139507	Bolt	P330020014	M6X50		2	

Unit No. 34  
Cutting Fluid(1)

From Serial No.38200002(EU\_EXP)\_38300002(DOM) and after

Index	Code	Parts Name	Drawing No.	Type	Maker	Q'ty	Note
20	11139745	Spring Washer	P336050005	6	JIS	2	
21	11254865	Plug for Piping	P580208002	GM-1/4	GOSHO Works	1	
22	11137044	3-way Cock	0604593 A		YBSC2	1	
23	11139505	Bolt	P330020007	M6X20		2	
24	11139745	Spring Washer	P336050005	6	JIS	2	
25	11254099	Name Plate	1453677---	T0.3		1	
26	11254440	Name Plate	1453992---			1	

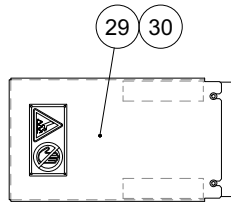




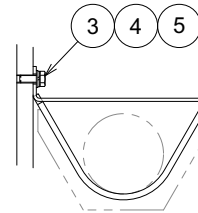
① Cutting Fluid Piping

1454772--A

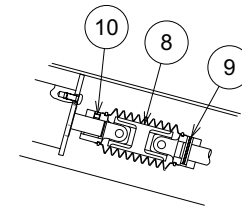
Index	Code	Parts Name	Drawing No.	Type	Maker	Q'ty	Note
1		Cutting Fluid Piping	1454772--A			1	Index 2-19
2	11254861	Elbow	P580053014	LC3-3/8X1/2	BAN SS	1	
3	11254888	Joint	P589428059	HOSN92	MISUMI	15	
4	11254852	Socket for Piping	P580000002	1/4	JIS	2	
5	11137041	P-cock	1230258 A	(HFA301)		3	
6	11155621	Nozzle	1240261 B			1	
7	10375609	Plastic Hose	P230248007	E-TB-10-1.05M	HAKKO	1	
8	10375609	Flat Tubing	P230248045	E-TB-10-0.8M	HAKKO	2	
9	10375609	Flat Tubing	P230248004	E-TB-10-2.5M	HAKKO	1	
10	10375609	Plastic Hose	P230248016	E-TB-10-4M	HAKKO	2	
11	10375609	Plastic Hose	P230248026	E-TB-10-7M	HAKKO	1	
12	11254800	Hose Band	P381004002	OO	JUBILEE	15	
13	11254887	Joint	P589428038	HOSN93	MISUMI	1	
14	11254871	Quick Connect Joint	P589026011	20PF	NITTO KOHKI	1	
15	11254872	Quick Connect Joint	P589026019	20SF	NITTO KOHKI	1	
16	10375609	Flat Tubing	P230248045	E-TB-10-0.8M	HAKKO	1	
17	11254856	Nipple	P580020002	1/4	JIS	1	
18	11254859	Elbow	P580053006	LC-1/4	BAN SS	3	
19	11254989	Vinyl Tube	P869258039	CDP-B915-10300	NISSEI	1	



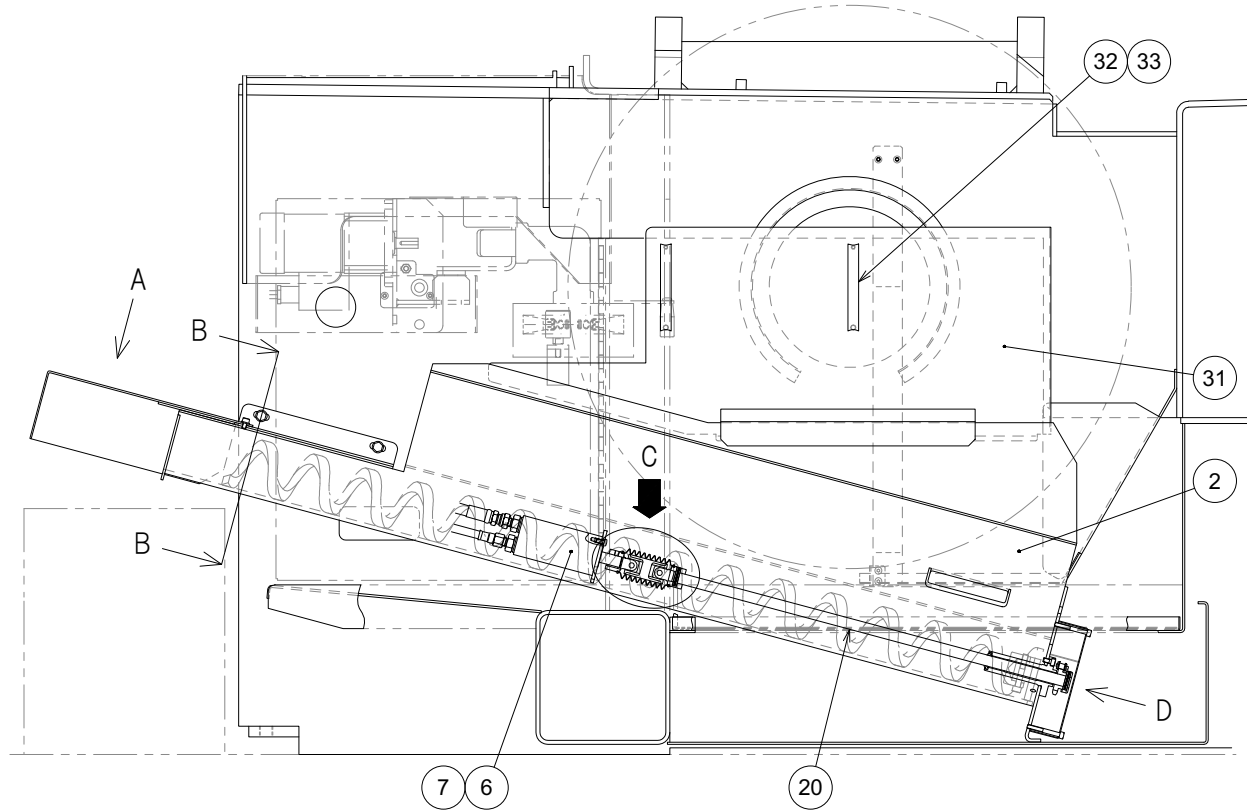
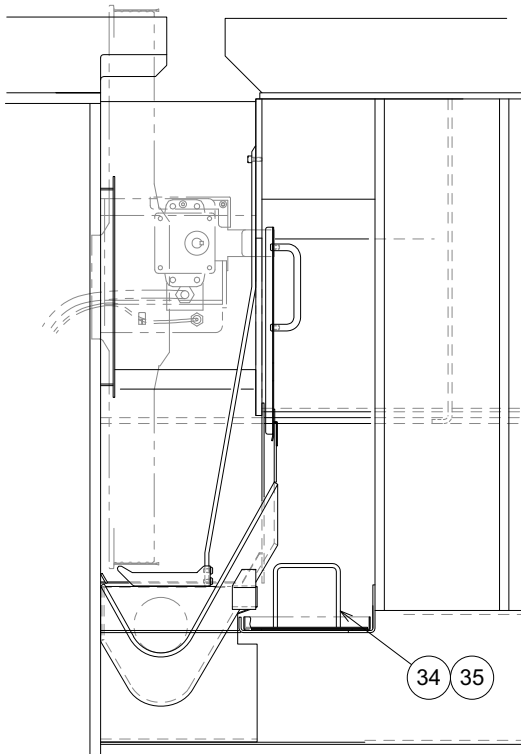
VIEW A



SECTION B-B

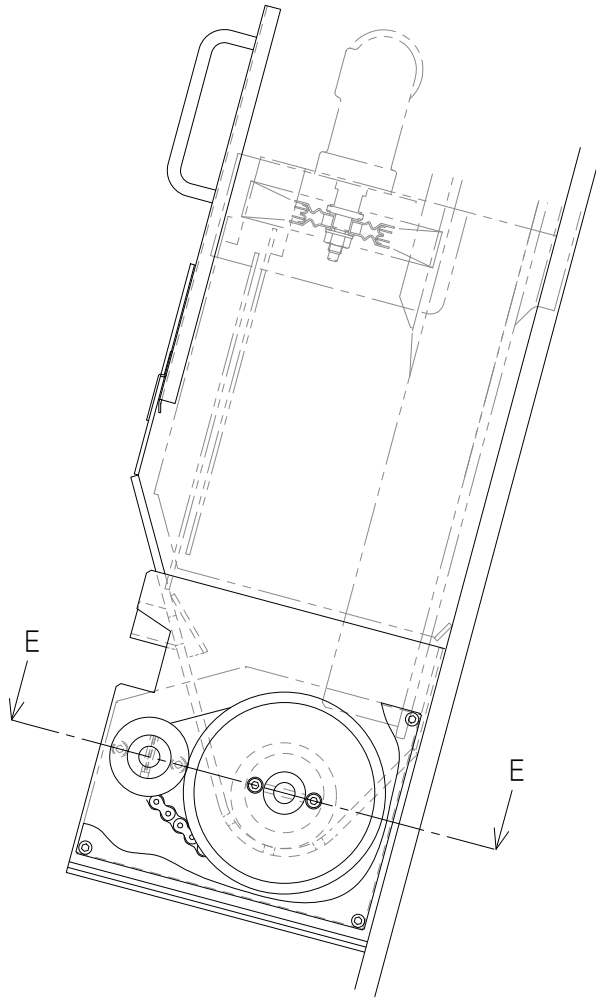


DETAIL C

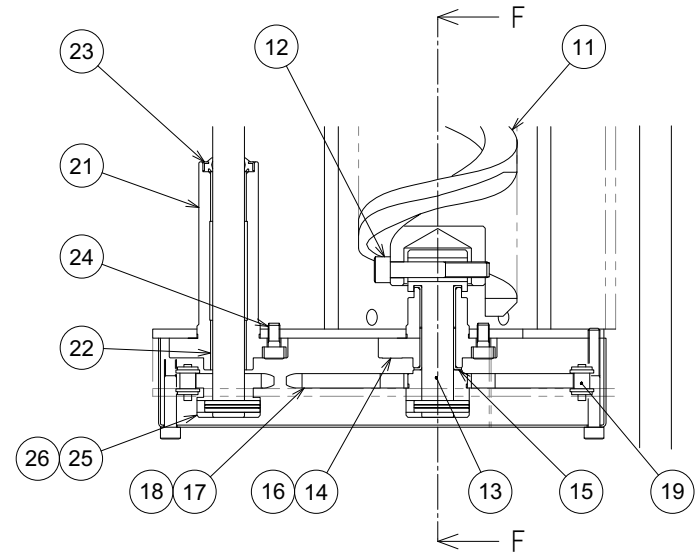


1 Chip Conveyor

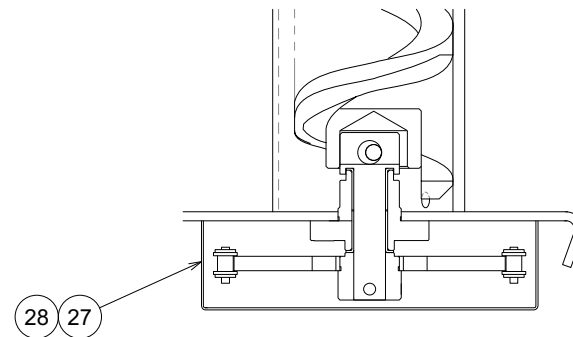
1454776---



VIEW D



SECTION E-E



SECTION F-F

Unit No. 36  
Chip Conveyor

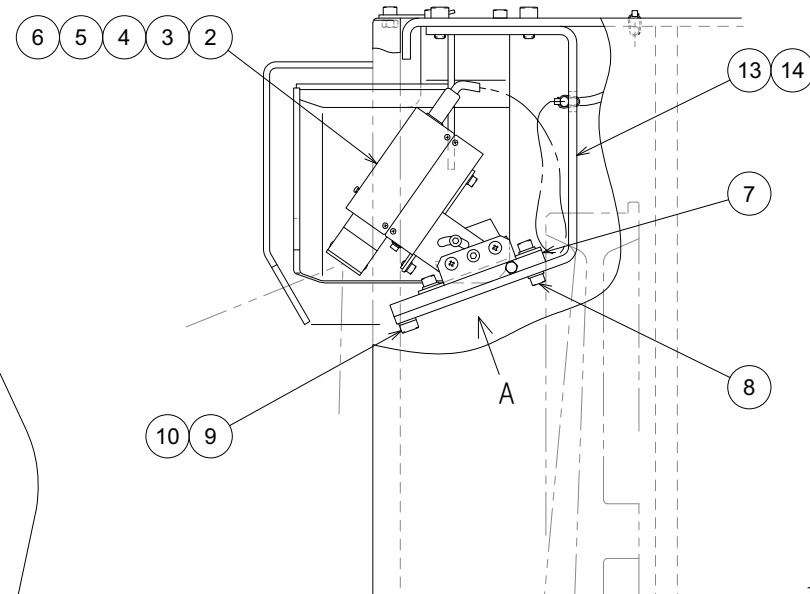
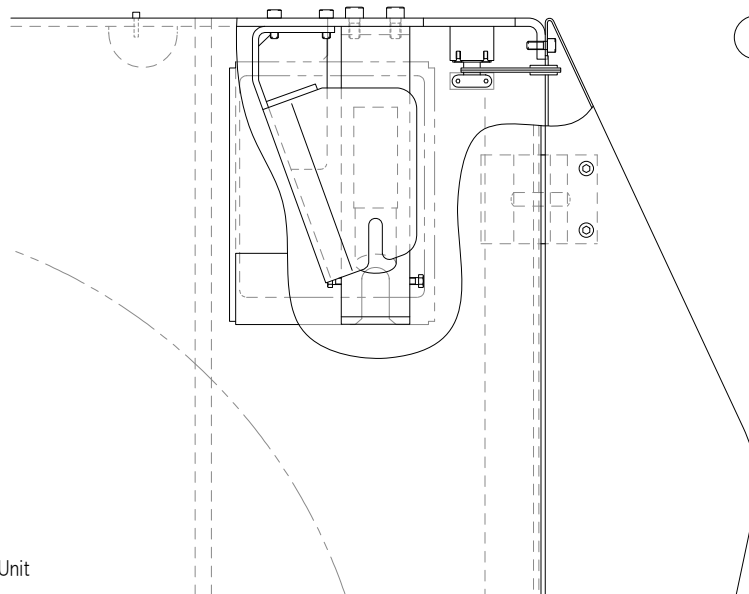
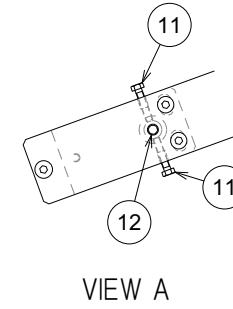
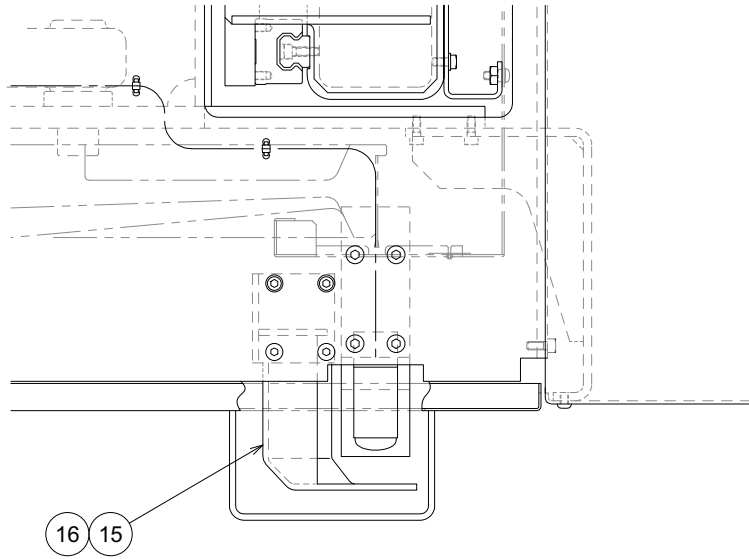
From Serial No.38200002(EU\_EXP)\_38300002(DOM) and after

Index	Code	Parts Name	Drawing No.	Type	Maker	Q'ty	Note
1		Chip Conveyor	1454776---			1	Index 2-35
2	11256117	Spiral Case	1454896---			1	
3	11139508	Bolt	P330030006	M8X20		2	
4	11139746	Spring Washer	P336050006	8	JIS	2	
5	11139707	Washer	P336000006	8(Normal)	JIS	2	
6	11162825	Hydraulic Motor	P541008006	0MM50-151G0037	DANFOSS	1	
7	11139528	Button Head Screw	P334500014	M6X12	JIS	3	
8	11254999	Universal Joint	QZZ038889	ND-16-01C	KYOWA	1	
9	11139651	Spring Pin	P337030062	6X28AW	JIS	1	
10	11139604	Socket Set Screw	P330590018	M6X8(Dimple Type)	JIS	1	
11	11256118	Spiral Shaft	1454897---			1	
12	11254722	Hex Socket Cap Screw	P330230037	M8X50-A2-70-SUS304	MOURI	1	
13	11155905	Shaft A	1280685 B			1	
14	11155911	Shaft Support A	1280686 B			1	
15	11254827	Bushing	P407013048	DUF1620-24	DAIDO METAL	2	
16	11254714	Hex Socket Cap Screw	P330220028	M6X12-A2-70-SUS304	MOURI	2	
17	11155920	Sprocket A	1280687 C	RS40-36T,Type-A		1	
18	11139651	Spring Pin	P337030062	6X28AW	JIS	1	
19	11156007	Chain	P410122052	RS40SL-42L(JL)	TSUBAKIMOTO CHAIN	1	

Unit No. 36  
Chip Conveyor

From Serial No.38200002(EU\_EXP)\_38300002(DOM) and after

Index	Code	Parts Name	Drawing No.	Type	Maker	Q'ty	Note
20	11254045	Shaft B	1242480	ICP		1	
21	11155912	Shaft Support B	1280689 C			1	
22	11254825	Bushing	P407003161	DUB1625	DAIDO METAL	2	
23	11156010	Wiper Ring	P590313002	SCB-16	SAKAGAMI	1	
24	11254714	Hex Socket Cap Screw	P330220028	M6X12-A2-70-SUS304	MOURI	2	
25	11155921	Sprocket B	1280690 B	RS40-10T,Type-B New		1	
26	11139651	Spring Pin	P337030062	6X28AW	JIS	1	
27	11155925	Chain Cover	1242474 A			1	
28	11162826	Hex Socket Cap Screw	P330220035	M6X50-A2-70-SUS304	MOURI	3	
29	11254039	Chip Conveyor Cover	1240631 B			1	
30	11254712	Hex Socket Cap Screw	P330220003	M6X10		2	
31	11256119	Chip Cover	1454898---	T1.5		1	
32	11254690	Grip	P317112005	A-42-A-4	TAKIGEN	2	
33	11160421	Button Head Screw	P334500013	M6X10		4	
34	11156001	Bucket	1242476 A			1	
35	11156004	Separating Net	1242477 B			1	



1 Laser Beam Unit

1454777--A

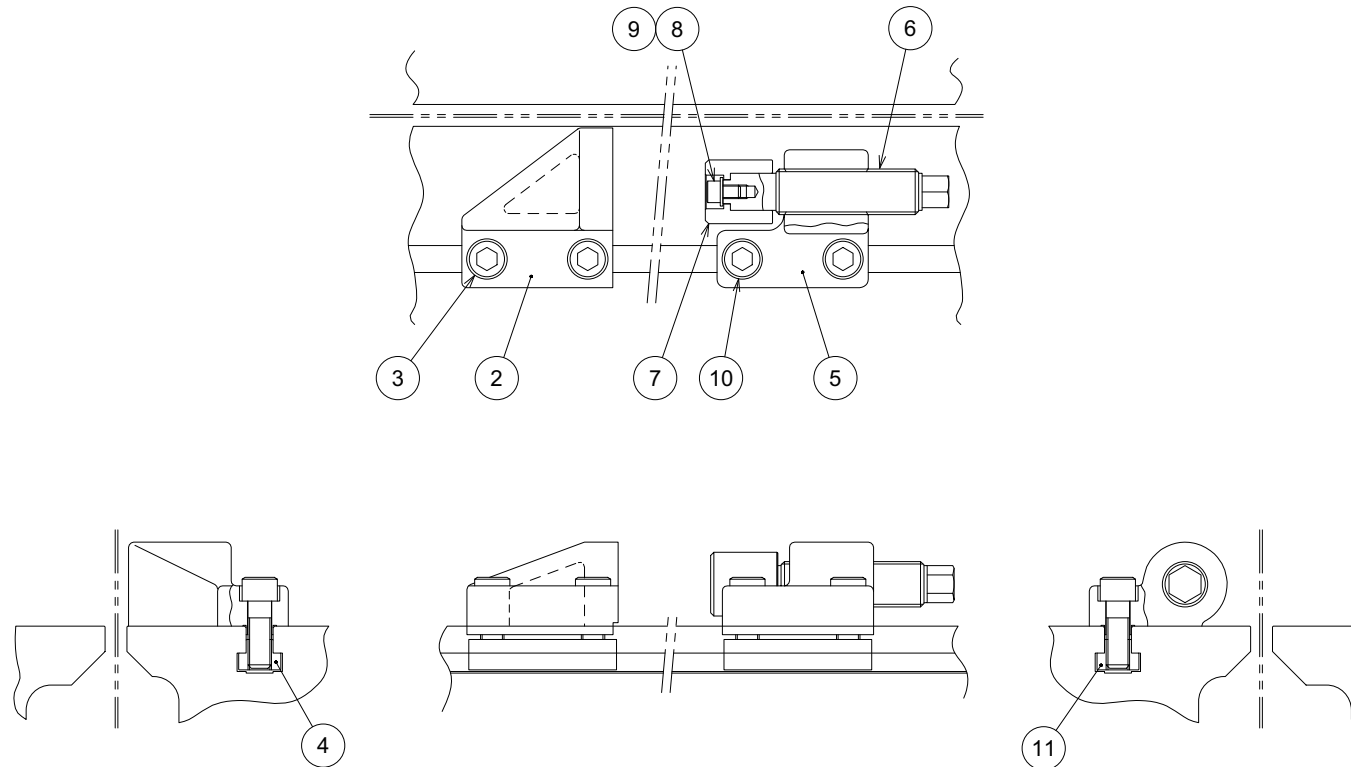
## Unit No. 37

## Laser Beam Unit

From Serial No.38200002(EU\_EXP)\_38300002(DOM) and after

Index	Code	Parts Name	Drawing No.	Type	Maker	Q'ty	Note
1		Laser Beam Unit	1454777--A			1	Index 2-16
2	11256129	Laser Projector	7720700--A	LDU963LZ1-A1		1	
3	11254707	Hex Socket Cap Screw	P330200014	M4X8		4	
4	11139703	Washer	P336000003	4(Small Round)	JIS	4	
5	11254699	Bolt	P330020002	M6X10		2	
6	11139706	Washer	P336000005	6(Normal)	JIS	2	
7	11254385	Base	1453938---			1	
8	11254734	Flange Socket Bolt	P330468026	M6X12	NISSAN NEJI	2	
9	11254785	Shoulder Screw	P338134033	MSB8-10	MISUMI	1	
10	11254775	Conical Spring Washer	P336165002	CDW-8H	HHK	1	
11	11254698	Bolt	P330010007	M5X25		2	
12	11254716	Hex Socket Cap Screw	P330230001	M8X10		1	
13	11256030	LP Bracket	1454515---	T6.0		1	
14	11139816	Hex Socket Cap Screw	P330230004	M8X15		4	
15	11254430	Laser Cover	1453972--A			1	
16	11160309	Hex Socket Cap Screw	P330220006	M6X15		4	





1 Work Clamper

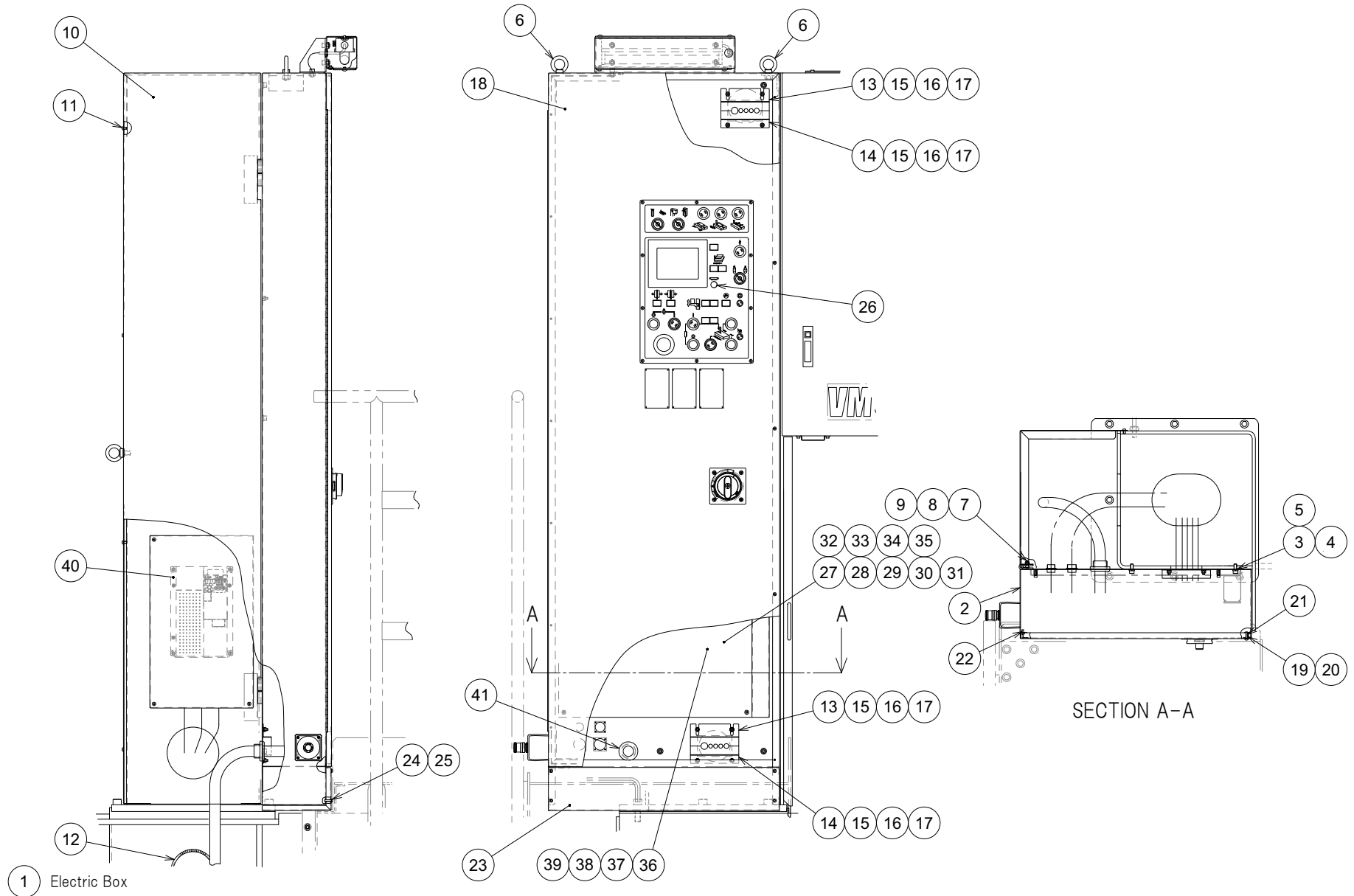
1241190--C

## Unit No. 38

## Work Clamper

From Serial No.38200002(EU\_EXP)\_38300002(DOM) and after

Index	Code	Parts Name	Drawing No.	Type	Maker	Q'ty	Note
1		Work Clamper	1241190--C			1	Index 2-11
2	11133027	Clamper Block	1241191			1	
3	11139833	Hex Socket Cap Screw	P330260006	M14X40	JIS	2	
4	11256209	T-slot Nut	P332128029	TNM1814	NABEYA	2	
5	11133030	Clamper Bracket	1241192			1	
6	11133033	Clamper Screw	1241193			1	
7	11133011	Screw End Piece	1241183			1	
8	11139815	Hex Socket Cap Screw	P330230002	M8X12	JIS	1	
9	11139707	Washer	P336000006	8(Normal)	JIS	1	
10	11139833	Hex Socket Cap Screw	P330260006	M14X40	JIS	2	
11	11256209	T-slot Nut	P332128029	TNM1814	NABEYA	2	



1454763--B

## Unit No. 39

Electric(EXP/DOM)(1)

From Serial No.38200002(EU\_EXP)\_38300002(DOM) and after

Index	Code	Parts Name	Drawing No.	Type	Maker	Q'ty	Note
1		Electric Box	1454763--B			1	Index 2-41
2	11256121	Electric Box (H 600 mm)	1454901--A			1	
3	11139817	Hex Socket Cap Screw	P330230006	M8X20		4	
4	11139746	Spring Washer	P336050006	8	JIS	4	
5	11139707	Washer	P336000006	8(Normal)	JIS	4	
6	11152205	Eyebolt	P338000008	M12	JIS	2	
7	11160309	Hex Socket Cap Screw	P330220006	M6X15		4	
8	11254741	Nut	P332000004	M6	JIS	4	
9	11139745	Spring Washer	P336050005	6	JIS	4	
10	11256122	Upper Body Cover	1454902---			1	
11	11160421	Button Head Screw	P334500013	M6X10		4	
12	15132109	Grommet	P229125031	KG-107-0.32M	KITAGAWA	1	
13	11255997	Cable Retainer A	1108942			2	
14	11255998	Cable Retainer B	1108943			2	
15	11254741	Nut	P332000004	M6	JIS	8	
16	11139745	Spring Washer	P336050005	6	JIS	8	
17	11139706	Washer	P336000005	6(Normal)	JIS	8	
18	11256123	Electric Box Door	1454903--A			1	
19	11256212	Button Head Screw	P334500011	M5X20		5	

## Unit No. 39

Electric(EXP/DOM)(1)

From Serial No.38200002(EU\_EXP)\_38300002(DOM) and after

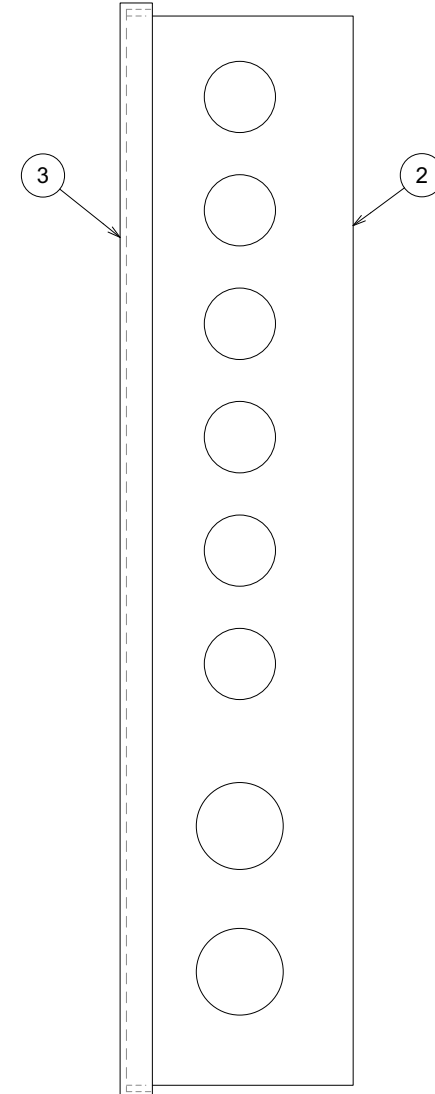

Index	Code	Parts Name	Drawing No.	Type	Maker	Q'ty	Note
20	11256195	Nylon Washer	P230035001	NN-0509-08	HIROSUGI	5	
21	11139551	O Ring	P590000003	P5		5	
22	11139728	Pan Head Screw	P334100039	M5X10	JIS	7	
23	11256023	Bottom Cover	1451498---	T1.6		1	
24	11256212	Button Head Screw	P334500011	M5X20		4	
25	11256195	Nylon Washer	P230035001	NN-0509-08	HIROSUGI	4	
26	11254667	Blind Plug	P229138005	AHX622-B	FUJI Electric	1	
27	11256301	Accessory (Program Controller)	P767486004	A1SHCPU(CPU)	mitsubishi	1	
28	11256295	Program Controller Module	P767476002	A1S38B	mitsubishi	1	
29	11256303	Accessory (Program Controller)	P767486006	A1S61PN(POWER)	mitsubishi	1	
30	11256302	Accessory (Program Controller)	P767486005	A1SNMCA-8KE(ROM)	mitsubishi	1	
31	11256298	Program Controller Module	P767476075	A1SD75M1	mitsubishi	1	
32	11256299	Program Controller Module	P767476076	A1SD62	mitsubishi	1	
33	11256300	Program Controller Module	P767476077	A1S63ADA	mitsubishi	1	
34	11256296	Program Controller Module	P767476007	A1SX81	mitsubishi	2	
35	11256297	Program Controller Module	P767476009	A1SY81	mitsubishi	1	
36	11256292	Servo Amplifier	P767108104	MR-J2S-70B	mitsubishi	1	
37	11256293	Accessory for Servo Amplifier	P767118057	MR-J2HBUS1M-A	mitsubishi	1	
38	11255980	Connector	P767118031	MR-A-TM	mitsubishi	1	

## Unit No. 39

Electric(EXP/DOM)(1)

From Serial No.38200002(EU\_EXP)\_38300002(DOM) and after

Index	Code	Parts Name	Drawing No.	Type	Maker	Q'ty	Note
39	11256214	Battery	P379828004	MR-BAT	mitsubishi	1	
40	11256290	Inverter	P720006021	FR-E720-7.5K	mitsubishi	1	
41	11256193	Bush for Cable	P229118027	BN30	American Electric	1	



1 Hydraulic Junction Box

1454769---

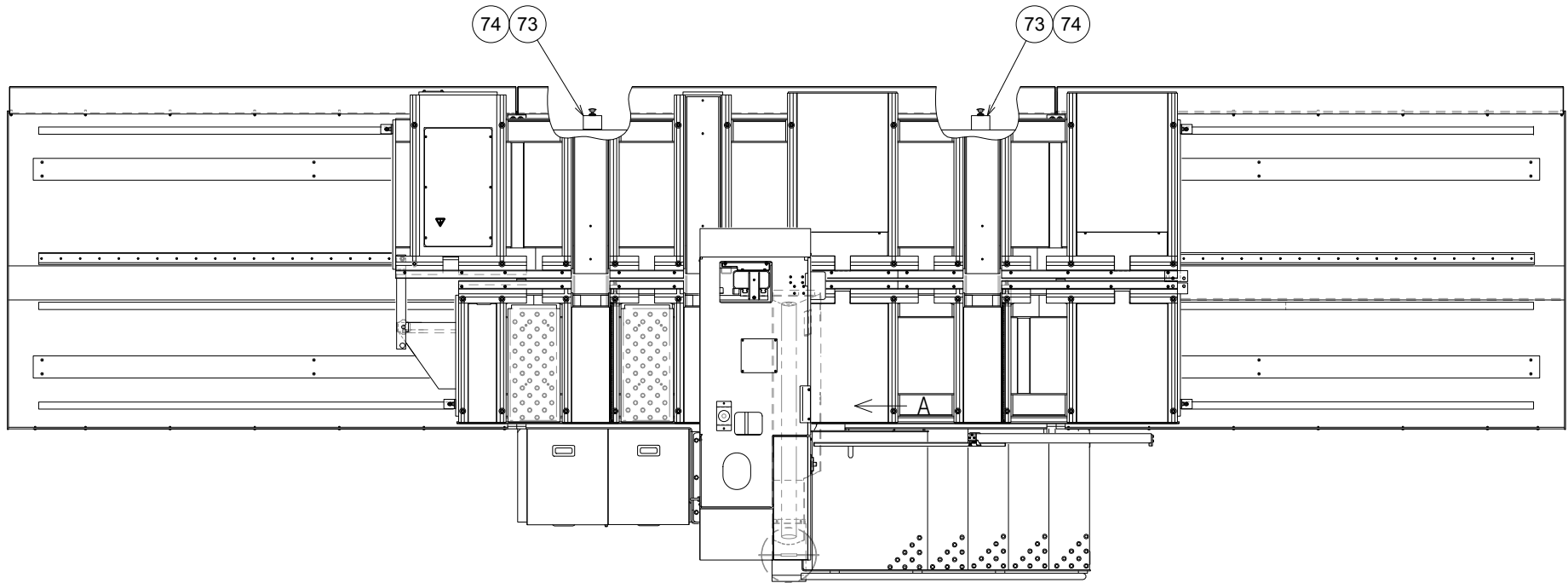
## Unit No. 40

Electric(EXP/DOM)(2)

From Serial No.38200002(EU\_EXP)\_38300002(DOM) and after

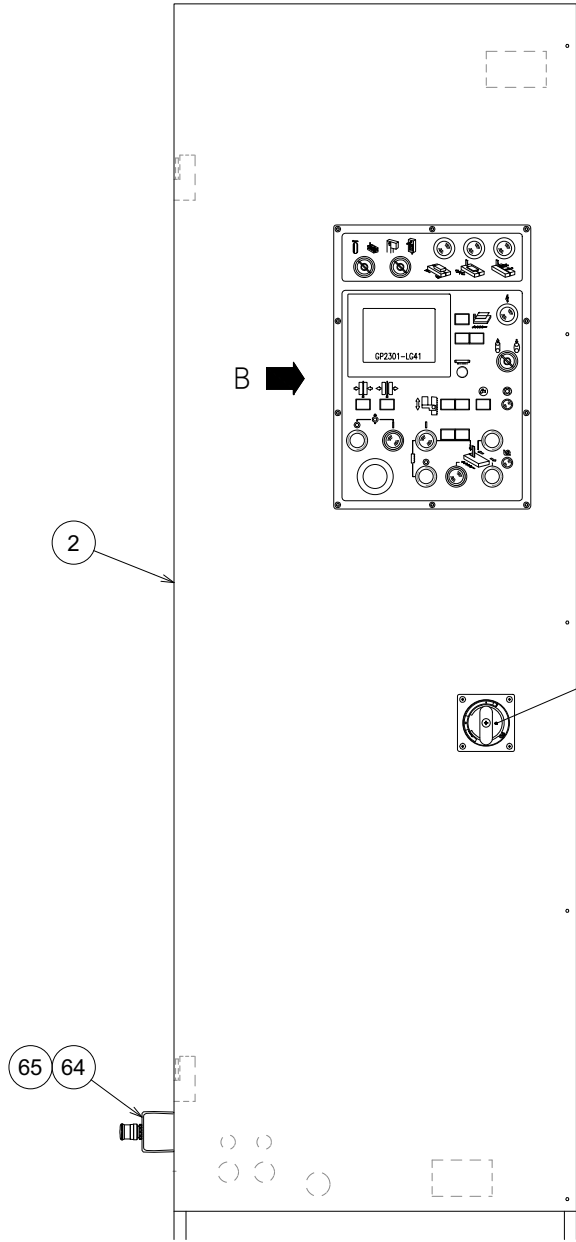
Index	Code	Parts Name	Drawing No.	Type	Maker	Q'ty	Note
1		Hydraulic Junction Box	1454769---			1	Index 2,3
2	11256034	Hydraulic Junction Box	145476901-			1	
3	11256035	Hydraulic Junction Box Cover	145476902-			1	



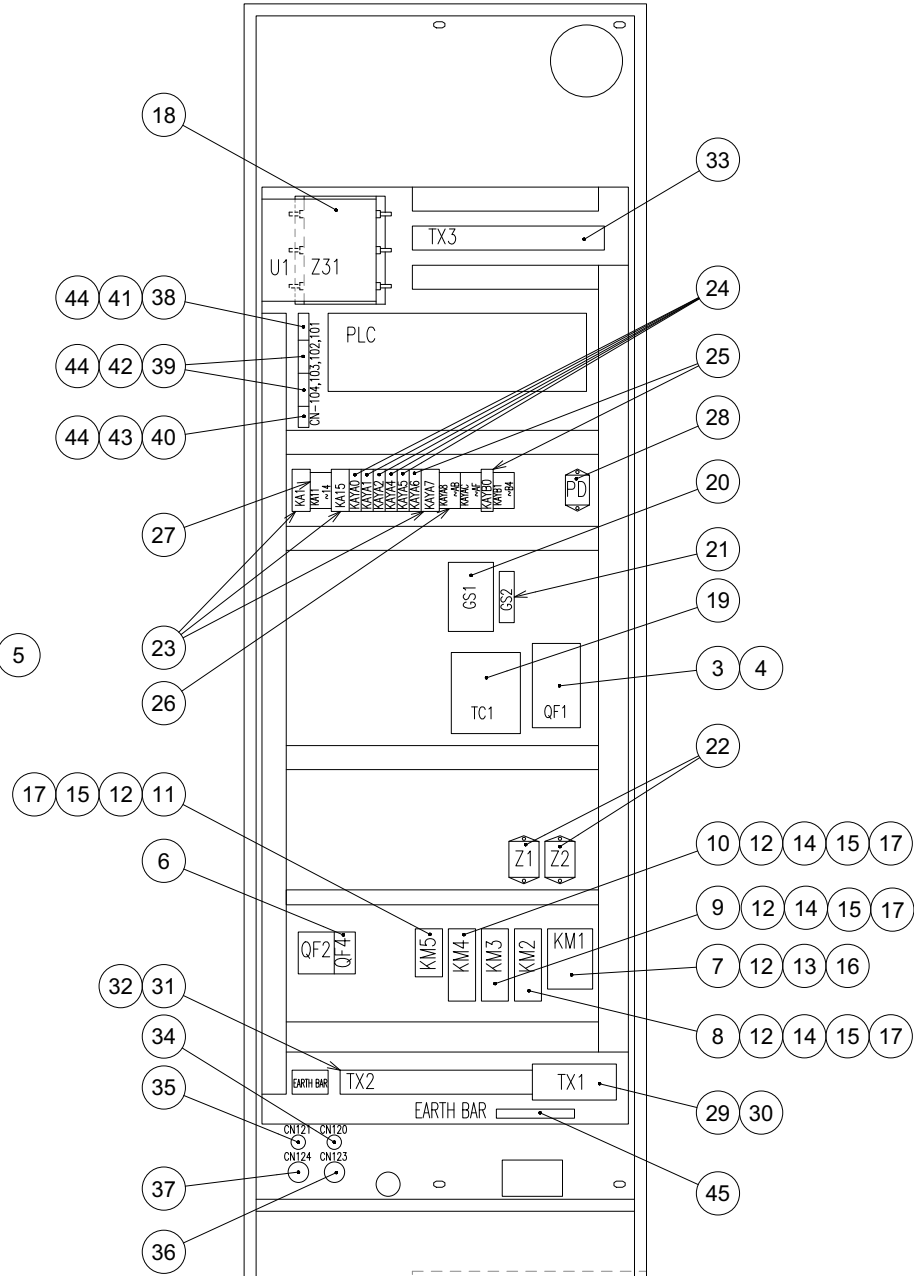


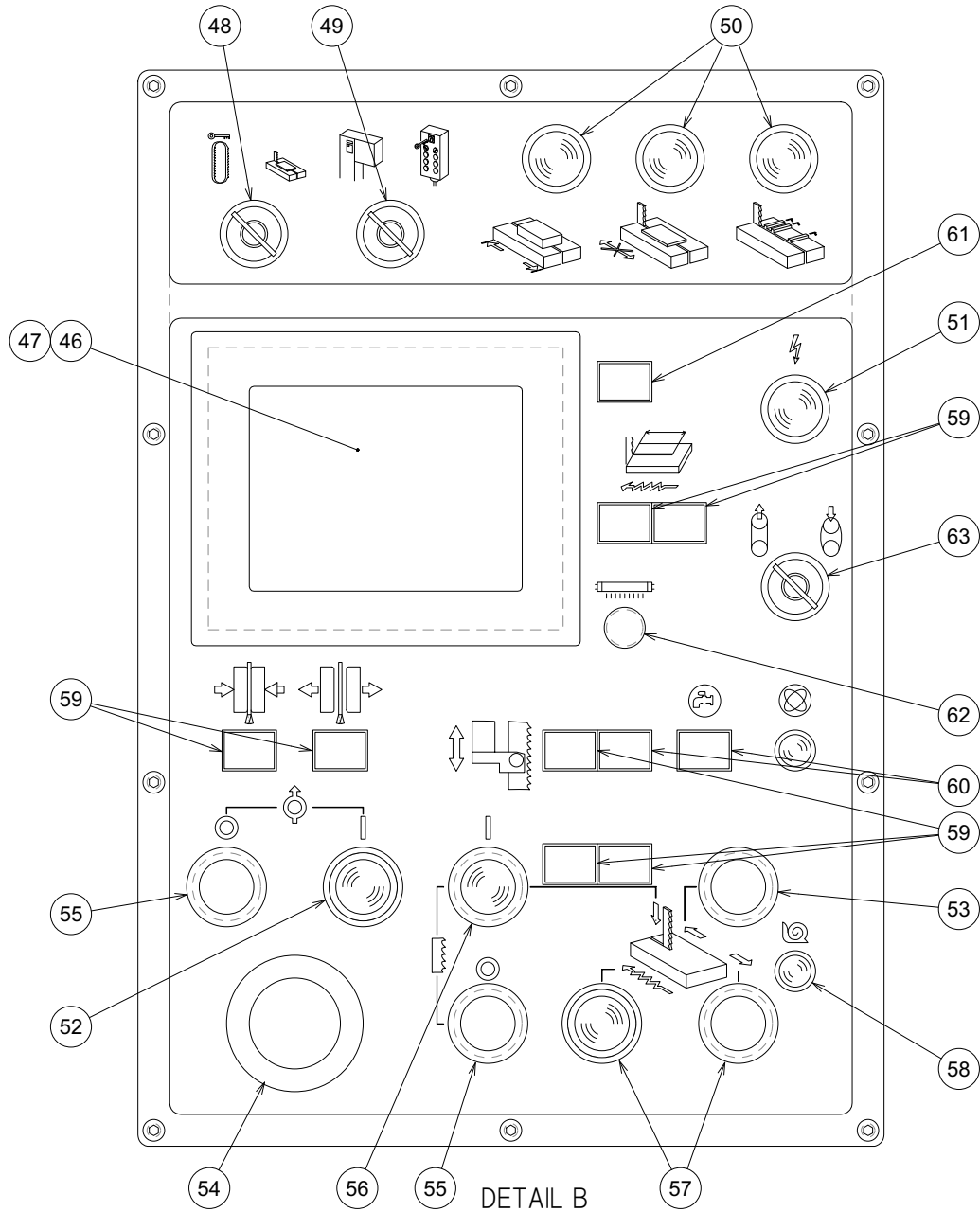
① Electrical Enclosure

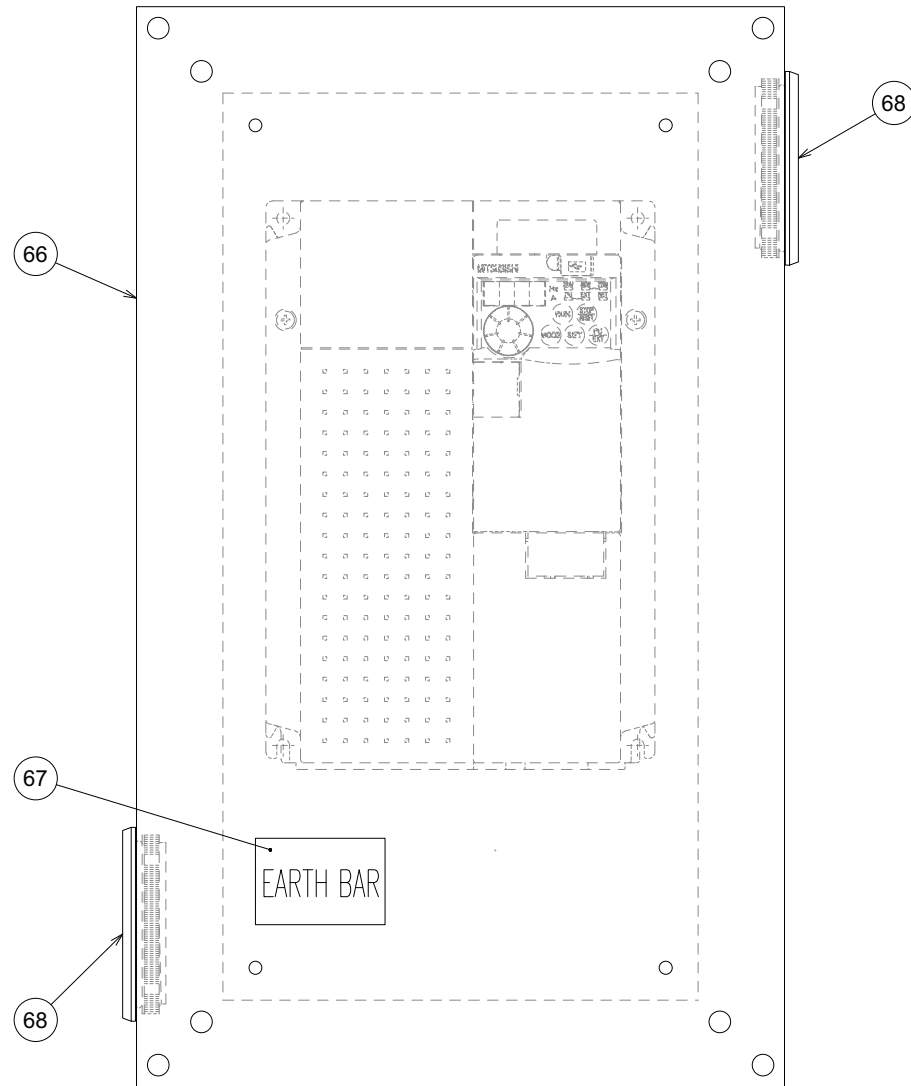
1454780---

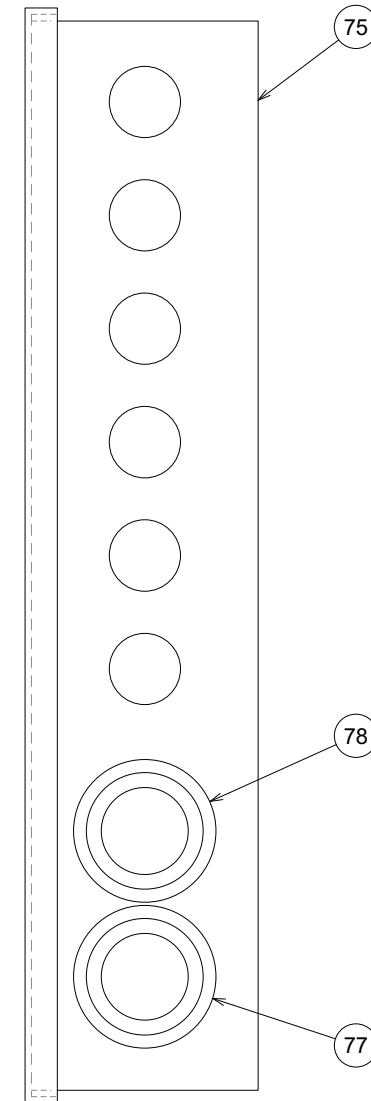
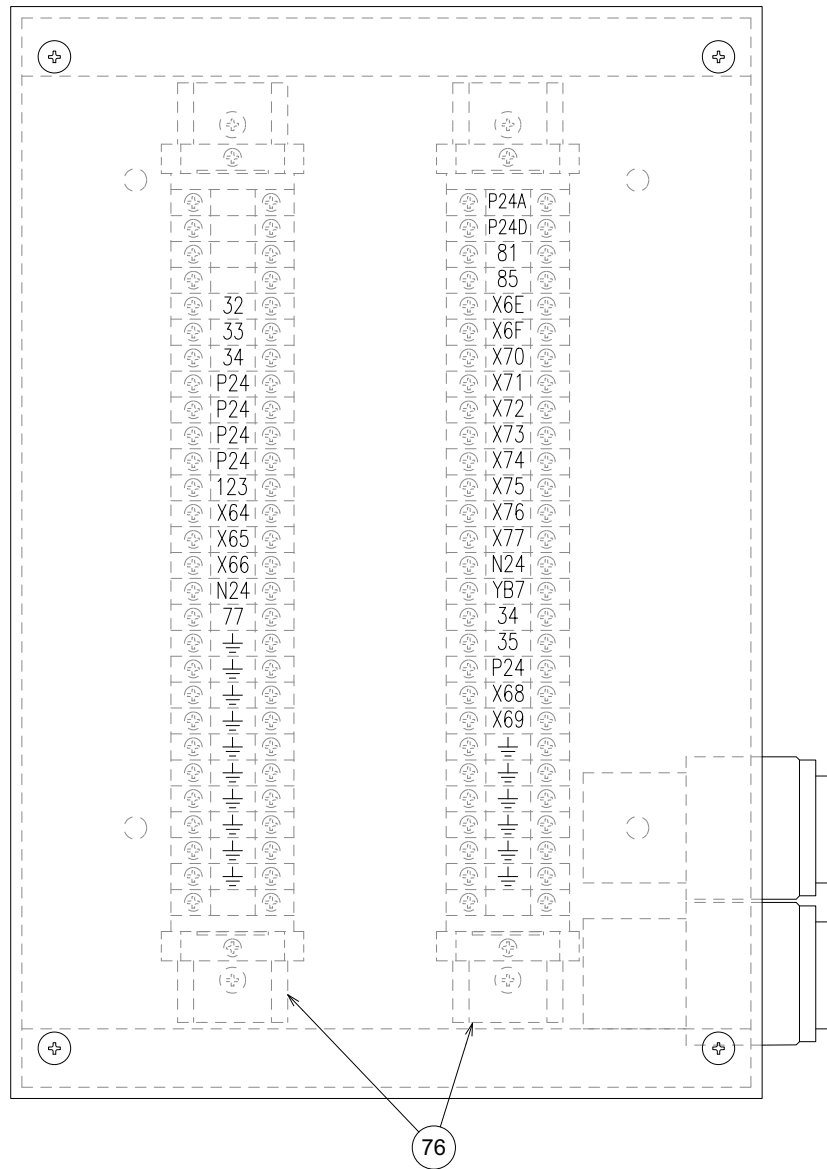


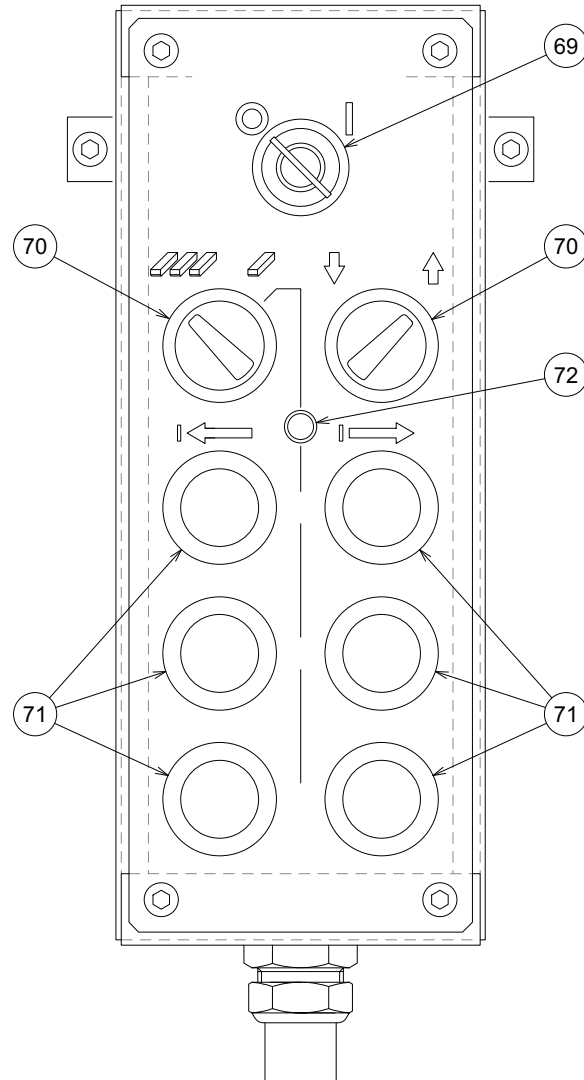
VIEW A











## Unit No. 41

Electric(EXP/DOM)(3)

From Serial No.38200002(EU\_EXP)\_38300002(DOM) and after

Index	Code	Parts Name	Drawing No.	Type	Maker	Q'ty	Note
1		Electrical Enclosure	1454764---			1	Index 2-82
2	11256141	Main Electrical Enclosure	SBS2653---			1	
3	11256142	Circuit Breaker	SBS2654---	EA-103C(UL)	FUJI Electric	1	QF1
4	11255986	Accessory (Low Voltage Breaker)	P812094073	BZ6TS10C3	FUJI Electric	1	
5	11254942	Accessory (Low Voltage Breaker)	P812094108	BZ6V10D	FUJI Electric	1	
6	11255749	Circuit Protector	SBS0030---	CP30-BA2P1M5A(2P 5A)	MITSUBISHI	1	QF4/(2P 5A)
7	11256309	Magnet Contactor	P810004084	SC-N2-AC100V	FUJI Electric	1	KM1
8	11256143	Magnet Contactor	SBS2655---	SW-0 Thermal (5-8A)	FUJI Electric	1	KM2
9	11256144	Magnet Contactor	SBS2656---	SW-3 Thermal (0.95-1.45)	FUJI Electric	1	KM3
10	11256145	Magnet Contactor	SBS2657---	SW-3 Thermal (0.48-0.72)	FUJI Electric	1	KM4
11	11256310	Magnet Contactor	P810004150	SC-0-AC100V-1A	FUJI Electric	1	KM5
12	11256146	Accessory for Contactor	SBS2658---	SZ-A40/T,A31/T,A22/T	FUJI Electric	1	
13	11256314	Accessory for Contactor	P810014046	SZ-T22	FUJI Electric	1	
14	11256311	Accessory for Contactor	P810014031	SZ-T1	FUJI Electric	4	
15	11256312	Accessory for Contactor	P810014033	SZ-T12	FUJI Electric	3	
16	11256313	Accessory for Contactor	P810014043	SZ-Z35	FUJI Electric	1	Z1
17	11256147	Surge Killer	SBS2659---	SQ13150MF	NISSHIN SEIGYO	4	
18	11256324	Capacitor	P840028001	LF-310	NEC TOKIN	1	
19	11255760	Transformer	SBS0041---	P1 200.220.230V S 100.110V	GOMI Electric	1	TC1

## Unit No. 41

Electric(EXP/DOM)(3)

From Serial No.38200002(EU\_EXP)\_38300002(DOM) and after

Index	Code	Parts Name	Drawing No.	Type	Maker	Q'ty	Note
20	11256304	Switching Power Supply	P772122009	S8VS-24024	OMRON	1	GS1
21	11254918	Switching Power Supply	P772122015	S8VS-01512	OMRON	1	GS2
22	11255988	Noise Filter	P840048031	MAS-1206-33	DENSEI-LAMBDA	2	Z1,2/(6A)
23	11256305	Control Relay	P800002090	MY4N-D2-DC24V	OMRON	3	KA1,15,YA7
24	11256308	Control Relay	P800006010	RJ1S-CLD-D24	IDEC	6	KAYA0-A5
25	11256307	Control Relay	P800006009	RJ2S-CLD-D24	IDEC	2	KAYA6,YB0
26	11254922	Control Relay	P800004060	RS4N-DE	FUJI Electric	3	KAYA8-AB
27	11256306	Control Relay	P800004097	RS41-DE	FUJI Electric	1	KA11-14
28	11254968	Accessory for Sensor	P829158003	PD-10	Sony Manufacturing Systems	1	PD
29	11256339	Block Terminal	P864002030	BN75W	IDEC	1	TX1
30	11256341	Block Terminal	P864002074	BNH40W	IDEC	1	TX1
31	11256337	Block Terminal	P864002019	BNH15LW	IDEC	1	TX2
32	11256338	Block Terminal	P864002026	BN15MW	IDEC	1	TX2
33	11256340	Block Terminal	P864002048	BN10W	IDEC	1	TX3
34	11256148	Metallic Connector	SBS2660---	SRCN2A21-10S	JAE	1	CN120
35	11256149	Metallic Connector	SBS2661---	SRCN2A16-7S	JAE	1	CN121
36	11256150	Metallic Connector	SBS2662---	N/MS3102A-20-27S	JAE	1	CN123
37	11256329	Metallic Connector	P860003056	N/MS3102A20-29S	JAE	1	CN124
38	11256336	Rectangle Connector	P862042079	178964-7	AMP	1	CN101



## Unit No. 41

Electric(EXP/DOM)(3)

From Serial No.38200002(EU\_EXP)\_38300002(DOM) and after

Index	Code	Parts Name	Drawing No.	Type	Maker	Q'ty	Note
39	11256335	Rectangle Connector	P862042067	178964-8	AMP	2	CN102,3
40	11256331	Rectangle Connector	P862042060	178964-5	AMP	1	CN104
41	11256333	Rectangle Connector	P862042063	178289-7	AMP	1	CN101
42	11256334	Rectangle Connector	P862042065	178289-8	AMP	2	CN102,3
43	11256332	Rectangle Connector	P862042062	178289-5	AMP	1	CN104
44	11256151	Accessory for Connector	SBS2663---	5900121-4	AMP	4	
45	11255788	Ground Bar	SBS0069---	TS11	KASUGA Electric	1	
46	11255800	Touch Panel	SBS0081---	GP2301-LG41-24V	Digital	1	GP1
47	11255801	2 Port Adapter	SBS0082---	GP070-MD11	Digital	1	
48	11256320	Key Select Switch	P820014260	AR22JR-2A22C	FUJI Electric	1	SA11
49	11256319	Key Select Switch	P820014259	AR22JR-2D22B	FUJI Electric	1	SA12
50	11256327	Indicator Apparatus	P843054021	DR30D0L-E3W/Z9	FUJI Electric	3	HL8,9,11
51	11256327	Indicator Apparatus	P843054021	DR30D0L-E3W/Z9	FUJI Electric	1	HL1
52	11255803	Push Button Switch	SBS0084---	AR30G3L-20H3W	FUJI Electric	1	SB2,HL2
53	11256323	Push Button Switch (with Lamp)	P822124041	AR30G3L-10E3W	FUJI Electric	1	SB6,HL3
54	11255805	Push Button Switch	SBS0086---	XN1E-BV401MR	IDEC	1	SB1-1
55	11255806	Push Button Switch	SBS0087---	AR30FOR-01B	FUJI Electric	2	SB3,5
56	11255807	Push Button Switch	SBS0088---	AR30FOR-20W	FUJI Electric	1	SB4
57	11255808	Push Button Switch	SBS0089---	AR30FOR-10W	FUJI Electric	2	SB7,8

## Unit No. 41

Electric(EXP/DOM)(3)

From Serial No.38200002(EU\_EXP)\_38300002(DOM) and after

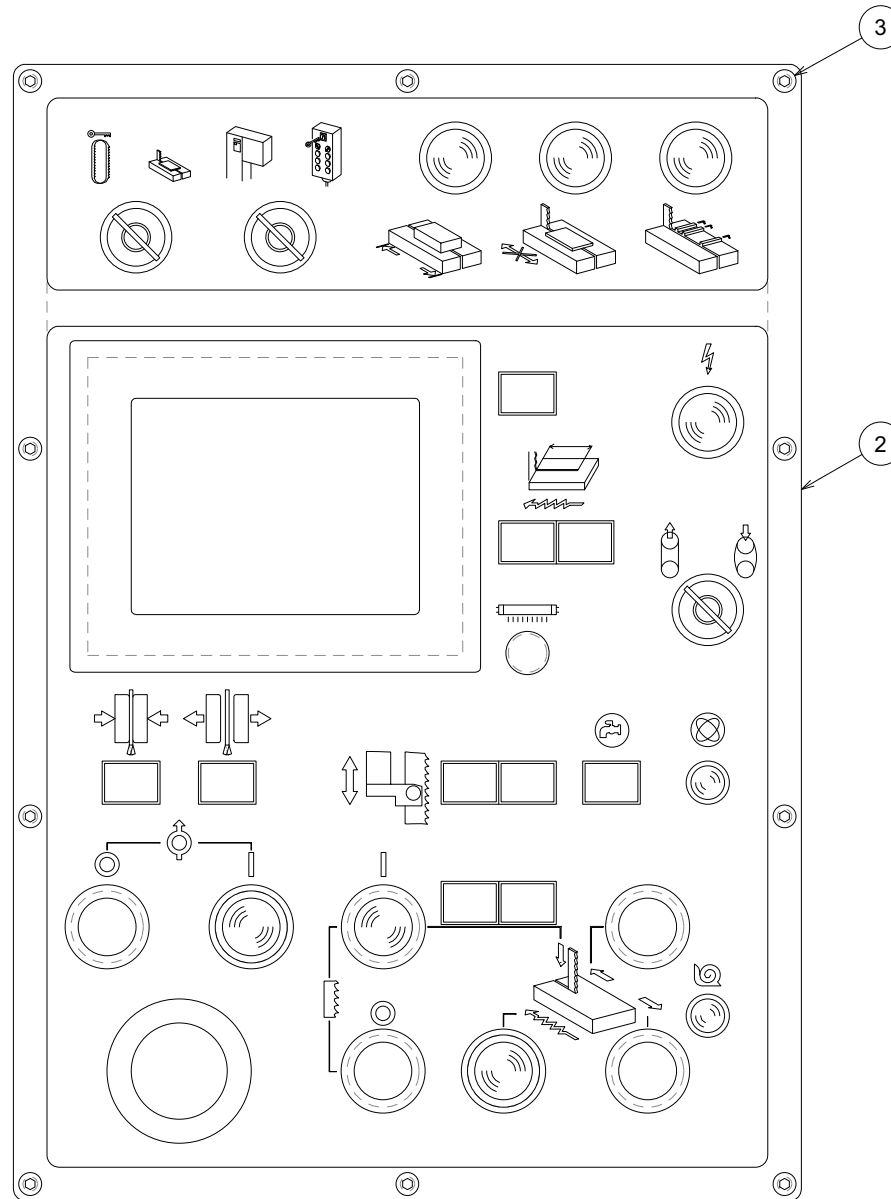
Index	Code	Parts Name	Drawing No.	Type	Maker	Q'ty	Note
58	11255809	Push Button Switch	SBS0090---	AR16E0L-C1E3W	FUJI Electric	2	SB9,10,HL4,5
59	11256322	Push Button Switch	P821064058	AR16F0T-C1W	FUJI Electric	7	SB11-22
60	11256152	Push Button Switch	SBS2664---	AR16FON-C1E3W	FUJI Electric	2	SB13,16,HL6,7
61	11255812	Push Button Switch	SBS0093---	AR16F0T-C1S	FUJI Electric	1	SB17
62	11255813	Push Button Switch	SBS0094---	AR16F5T-C2W	FUJI Electric	1	SB25
63	11256153	Key Select Switch	SBS2665---	AR30JR-3A11A	FUJI Electric	1	SA23
64	11254957	Control Box	P821818019	FB1W-111Y	IDEC	1	
65	11254954	Push Button Switch	P821086042	HW1B-V311R	IDEC	1	SB1-2
66	11256154	Inverter Box	SBS2666---	300X500X240		1	
67	11255795	Ground Bar	SBS0076---	60X40	AMADA	1	
68	11256155	Louver	SBS2667---	LP-1F	NITTO Industry	1	
69	11256156	Key Select Switch	SBS2668---	AR30JR-2A11B	FUJI Electric	1	SA31
70	11255968	Key Select Switch	P820004076	AR30PR-211B	FUJI Electric	2	SA32,33
71	11255808	Push Button Switch	SBS0089---	AR30FOR-10W	FUJI Electric	6	SB35-40
72	11162927	Indicator Apparatus	P843006004	UP8-2489-G	IDEC	1	HL10
73	11254957	Control Box	P821818019	FB1W-111Y	IDEC	2	
74	11254954	Push Button Switch	P821086042	HW1B-V311R	IDEC	2	SB31,32
75	11256157	Hydraulic Junction Box	SBS2669---	225X330X70		1	
76	11256338	Block Terminal	P864002026	BN15MW	IDEC	2	

## Unit No. 41

Electric(EXP/DOM)(3)

From Serial No.38200002(EU\_EXP)\_38300002(DOM) and after

Index	Code	Parts Name	Drawing No.	Type	Maker	Q'ty	Note
77	11256328	Metallic Connector	P860003010	MS3106B20-27P	JAE	1	CN123
78	11256158	Metallic Connector	SBS2670---	MS3106B20-29P	JAE	1	CN124
79	11256159	Lifter and Pusher Unit Junction Box	SBS2671---	120X260X70		1	List Only
80	11256338	Block Terminal	P864002026	BN15MW	IDEC	1	List Only
81	11256160	Metallic Connector	SBS2672---	SRCN6A21-10P	JAE	1	List Only / CN120
82	11256330	Metallic Connector	P860013004	SRCN6A16-7P	JAE	1	List Only / CN121



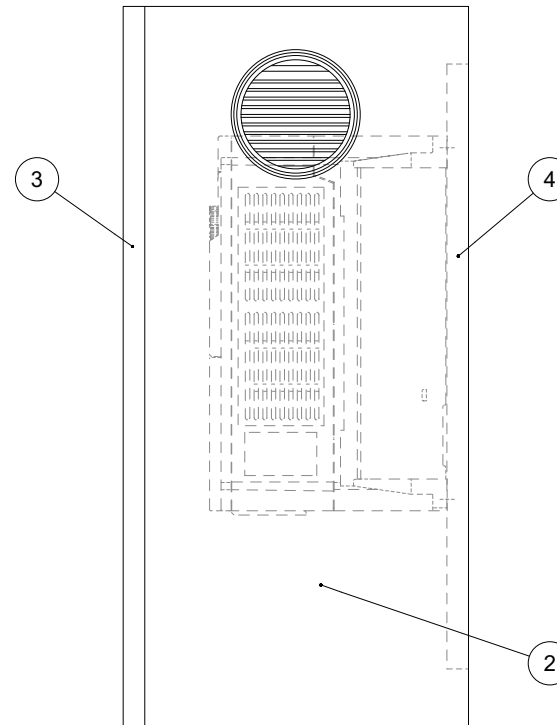
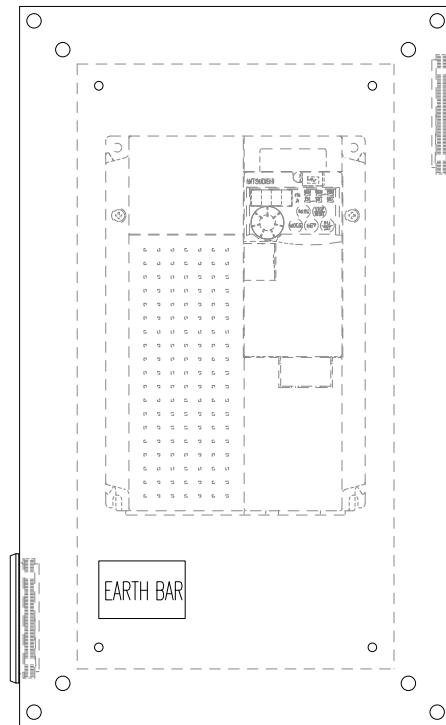
1 Control Panel

## Unit No. 42

Electric(EXP/DOM)(4)

From Serial No.38200002(EU\_EXP)\_38300002(DOM) and after

Index	Code	Parts Name	Drawing No.	Type	Maker	Q'ty	Note
1		Control Panel	1454767---			1	Index 2,3
2	11256124	Name Plate	1454904---			1	
3	11160421	Button Head Screw	P334500013	M6X10		10	



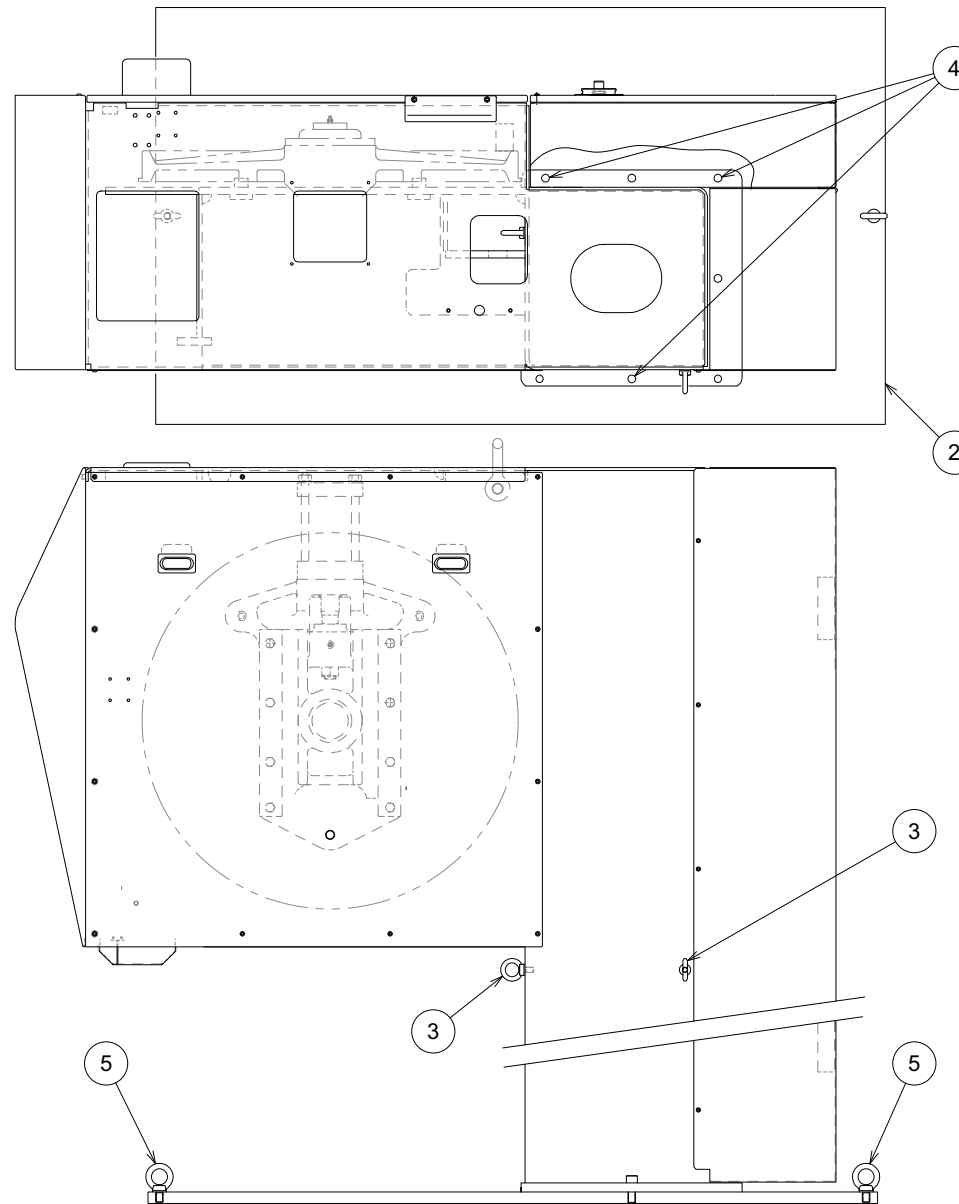
1 Inverter Box

## Unit No. 43

Electric(EXP/DOM)(5)

From Serial No.38200002(EU\_EXP)\_38300002(DOM) and after

Index	Code	Parts Name	Drawing No.	Type	Maker	Q'ty	Note
1		Inverter Box	1454768---			1	Index 2-4
2	11256031	Inverter Box	145476801-			1	
3	11256032	Inverter Box Cover	145476802-			1	
4	11256033	Inverter Box Inner Plate	145476803-			1	



1 Upper Body Jig Installation

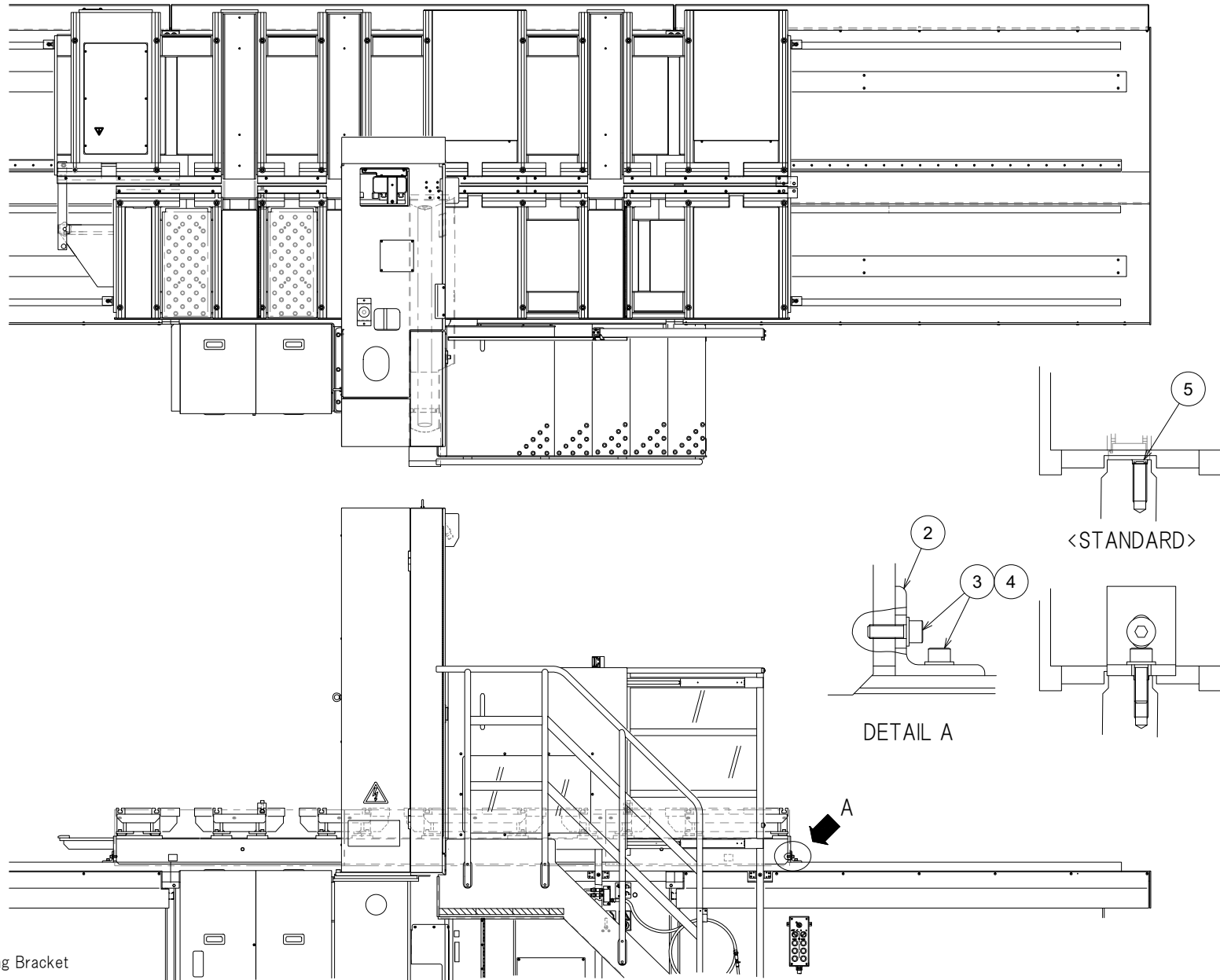


Unit No. 44

Standard Accessory(1)

From Serial No.38200002(EU\_EXP)\_38300002(DOM) and after

Index	Code	Parts Name	Drawing No.	Type	Maker	Q'ty	Note
1		Upper Body Jig Installation	1454779---			1	Index 2-5
2	11256120	Jig Plate	1454899---			1	
3	11152205	Eyebolt	P338000008	M12	JIS	2	
4	11256204	Hex Socket Cap Screw	P330260033	M16X45		3	
5	11153023	Eyebolt	P338000003	M16	JIS	2	



1 Shipping Bracket

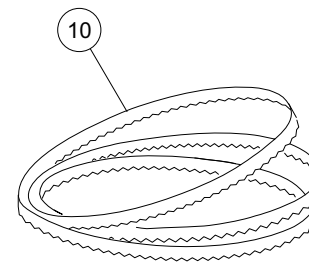
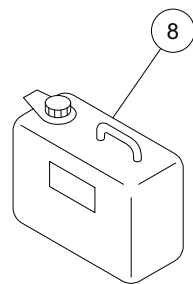
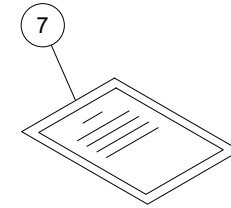

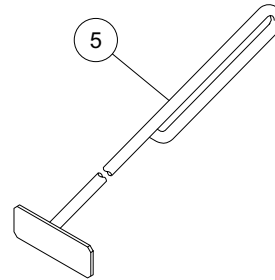
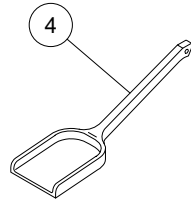
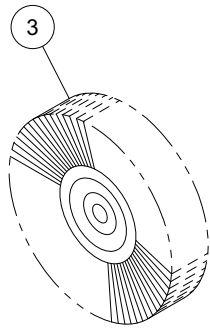
1454780---

## Unit No. 45

## Standard Accessory(2)

From Serial No.38200002(EU\_EXP)\_38300002(DOM) and after

Index	Code	Parts Name	Drawing No.	Type	Maker	Q'ty	Note
1		Shipping Bracket	1454780---			1	Index 2-5
2	11160125	Shipping Bracket	1242551 A			4	
3	11139823	Hex Socket Cap Screw	P330240008	M10X30		8	
4	11139708	Washer	P336000007	10(Normal)	JIS	8	
5	11162215	Blind Plug	P229138017	C6	THK	4	



① Standard Accessory DOM

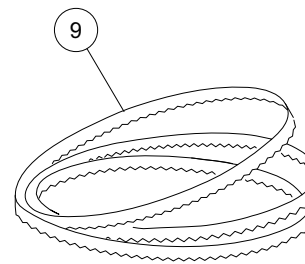
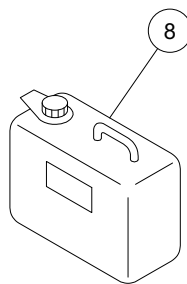
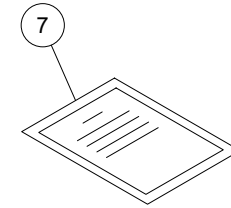

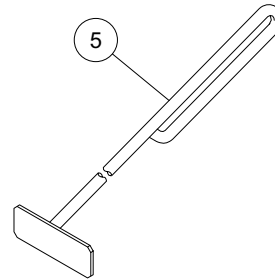
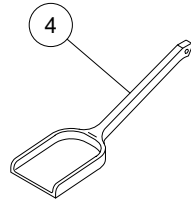
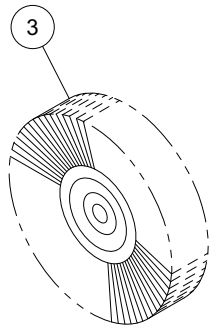
② Standard Accessory

## Unit No. 46

## Standard Accessory(3)

From Serial No.38200002(EU\_EXP)\_38300002(DOM) and after

Index	Code	Parts Name	Drawing No.	Type	Maker	Q'ty	Note
1		Standard Accessory DOM	1454781---			1	Index 2-10
2	11254201	Standard Accessory	1453826---			1	Index 3-7
3	11254796	Wheel Brush	P359258001	WH-1503	ADACHI BRUSH	2	
4	11160120	Chip Shovel	0602631			1	
5	11160121	Chip Remover	0605565			1	
6		OperatorsManual'	QZZ038480			1	
7		Guarantee	QZZ038481			1	
8		Hydraulic Oil	P238000050	A-32(1L)	AMADA	16	
9		Cutting Fluid	P238060001	4L	AMADA	3	
10	11256289	Band Saw Blade	P632204061	SGLB-67-1.6-6400-2/3P	AMADA	1	



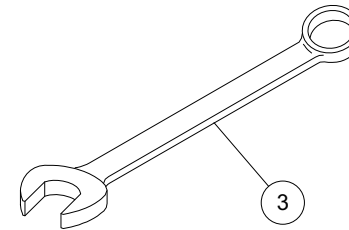
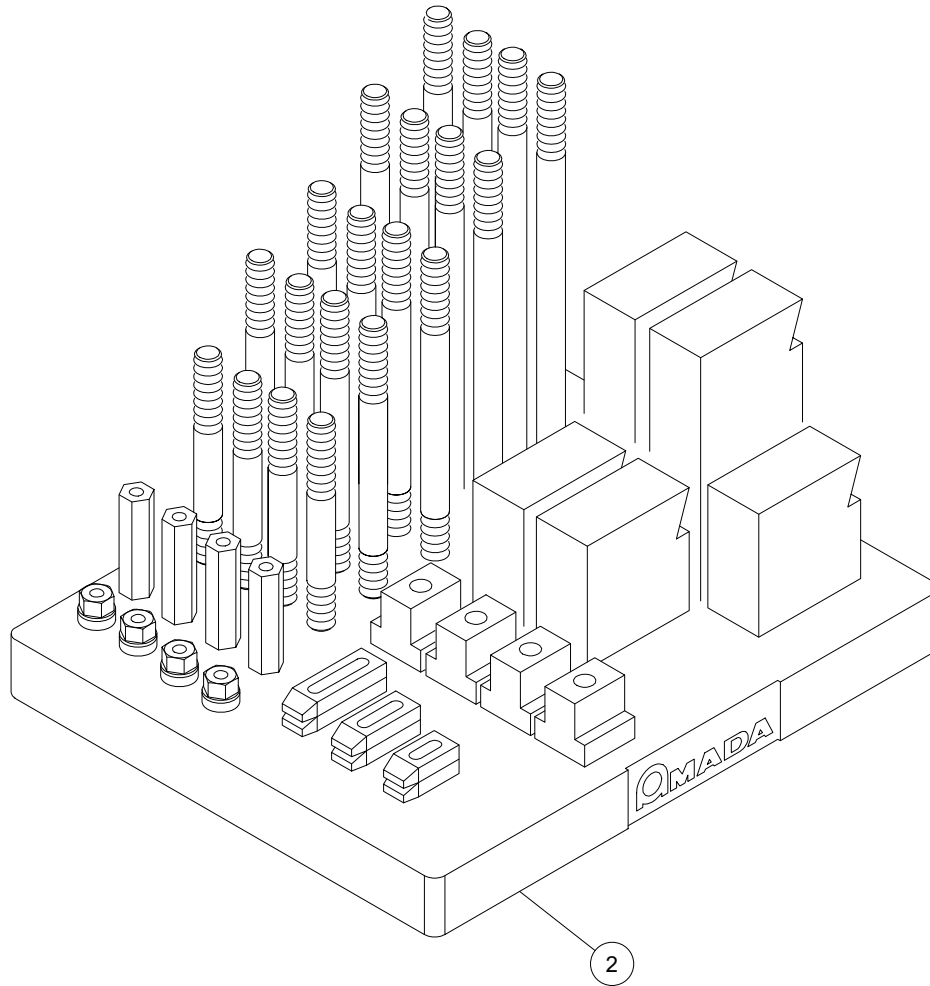
- ① Standard Accessory EXP,CE
- ② Standard Accessory

## Unit No. 47

## Standard Accessory(4)

From Serial No.38200002(EU\_EXP)\_38300002(DOM) and after

Index	Code	Parts Name	Drawing No.	Type	Maker	Q'ty	Note
1		Standard Accessory EXP,CE	1454788---			1	Index 2-9
2	11254201	Standard Accessory	1453826---			1	Index 3-7
3	11254796	Wheel Brush	P359258001	WH-1503	ADACHI BRUSH	2	
4	11160120	Chip Shovel	0602631			1	
5	11160121	Chip Remover	0605565			1	
6		OperatorsManual'	QZZ038480			1	
7		Guarantee	QZZ038481			1	
8		Hydraulic Oil	P238000061	A-32-18L	AMADA	1	
9	11256289	Band Saw Blade	P632204061	SGLB-67-1.6-6400-2/3P	AMADA	1	



1 Clamping Kit ASSY

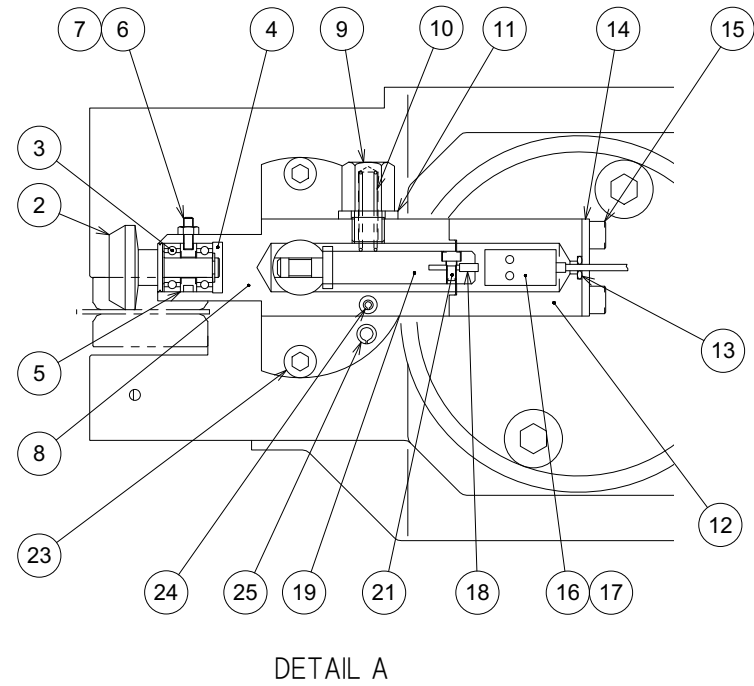
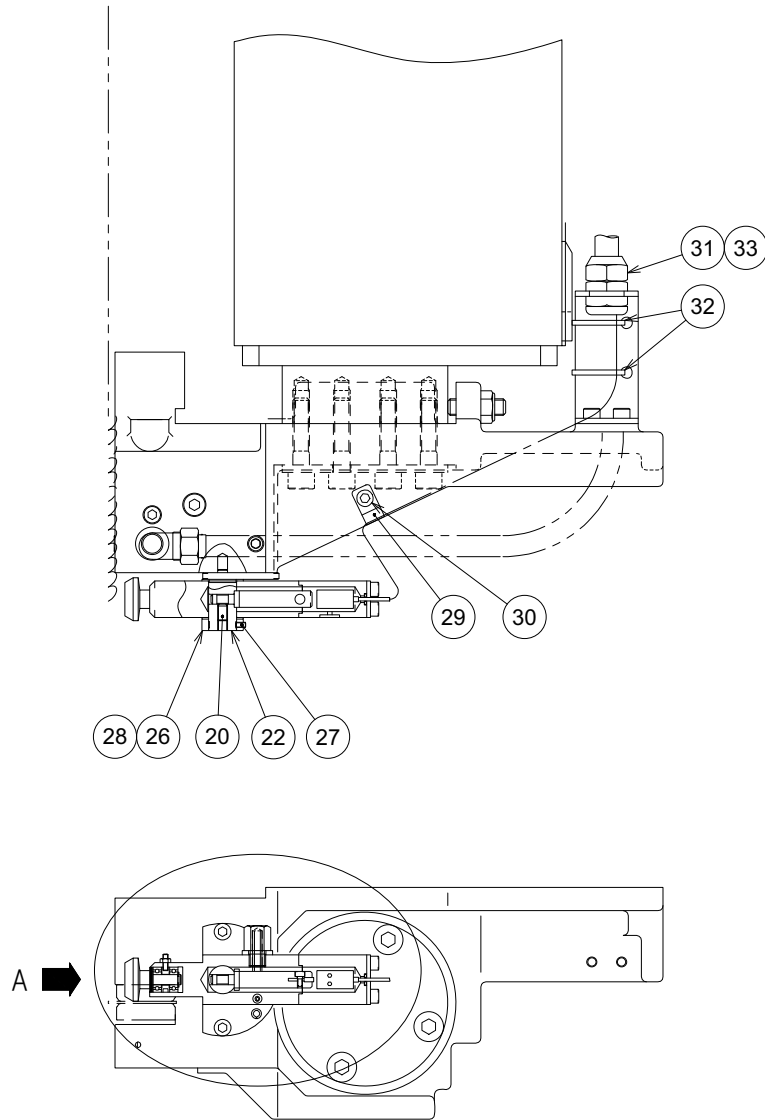
1240490---



Unit No. 48  
Clamping Kit

From Serial No.38200002(EU\_EXP)\_38300002(DOM) and after

Index	Code	Parts Name	Drawing No.	Type	Maker	Q'ty	Note
1		Clamping Kit ASSY	1240490---			1	Index 2,3
2	11256288	Clamping Kit	P631008001	CMM1814	NABEYA	1	
3	11254998	Single Ended Wrench	QZZ038531	22X22		1	



1 Blade Deviation Monitor

1242658---

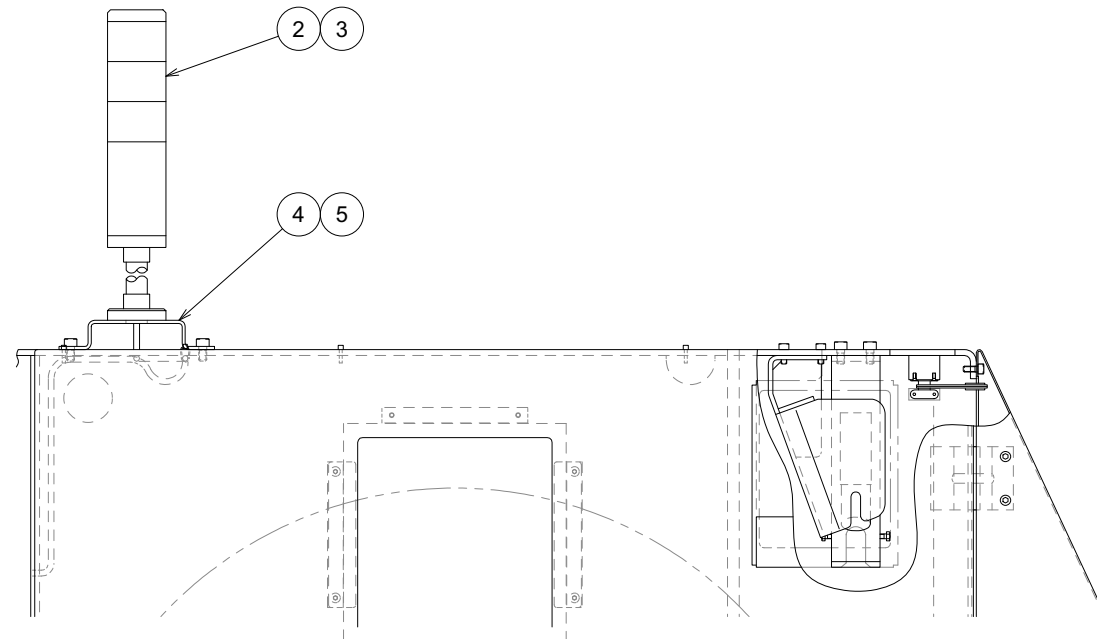
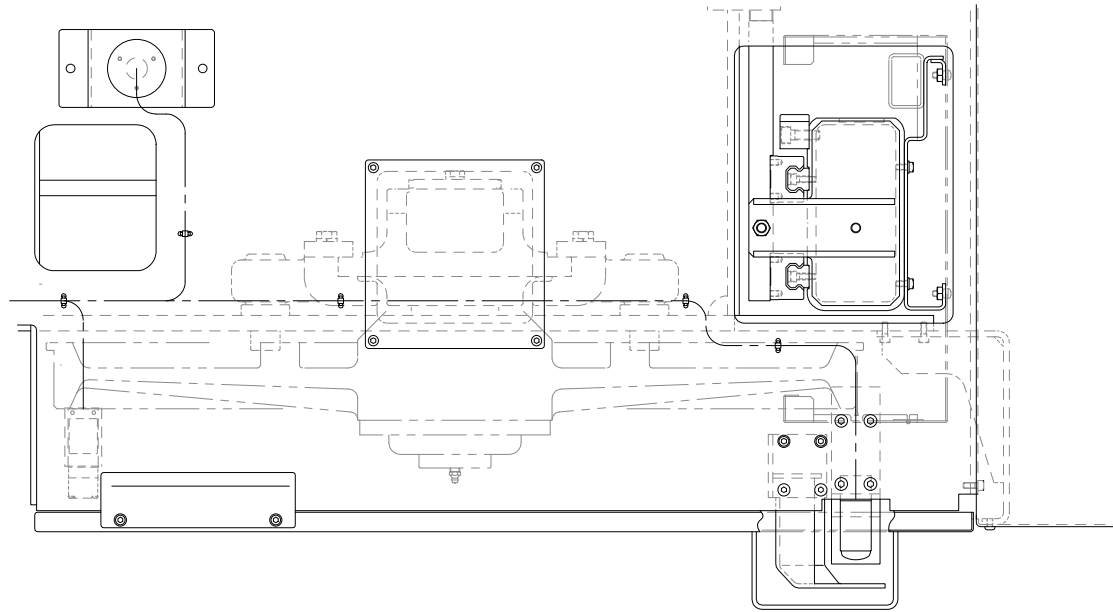
## Unit No. 49

## Blade Deviation Monitor

From Serial No.38200002(EU\_EXP)\_38300002(DOM) and after

Index	Code	Parts Name	Drawing No.	Type	Maker	Q'ty	Note
1		Blade Deviation Monitor	1242658			1	Index 2-33
2	11162945	Roller	1242640 A			1	
3	11154213	Bearing	QZZ038997	696•2RS	KOYO	2	
4	11254821	Locating Snap Ring	P406108078	ETW-4	OCHIAI	1	
5	11153306	Collar	1242641			1	
6	11254736	Socket Set Screw	P330550005	M3X10(Flat Type)	JIS	1	
7	11139530	Nut	P332000001	M3	JIS	1	
8	11153315	Case	1242642			1	
9	11153331	Spring Holder	1105928			1	
10	11153332	Spring	1105929			1	
11	11139747	Spring Washer	P336050007	10	JIS	1	
12	11153314	Sensor Case	1105925			1	
13	11154114	O Ring	P590000002	P4		1	
14	11153328	Clamping Plate	1105916 A			1	
15	11160305	Hex Socket Cap Screw	P330210015	M5X50		4	
16	11138938	Accessory for Sensor	P829158001	PH-11	Sony Systems Manufacturing	1	
17	11153621	Brass Screw	QZZ039000	M2.6XP0.45XL7		2	
18	11138935	Accessory for Sensor	P829158002	PG-9010	Sony Systems Manufacturing	1	
19	11153320	Magnet Holder	1242644			1	

Index	Code	Parts Name	Drawing No.	Type	Maker	Q'ty	Note
20	11160808	Socket Set Screw	P330590019	M6X10(Dimple Type)	JIS	1	
21	11160301	Hex Socket Cap Screw	P330200001	M3X6		1	
22	11153325	Shaft	1242643 B			1	
23	11254712	Hex Socket Cap Screw	P330220003	M6X10		2	
24	11153628	Spring Pin	P337030011	3X10AW	JIS	1	
25	11153629	Spring Pin	P337030055	6X14AW	JIS	1	
26	11153307	Collar	1242645			1	
27	11160807	Socket Set Screw	P330590003	M3X6(Dimple Type)	JIS	1	
28	11153615	Teflon Washer	1105919			2	
29	11254802	Hose Saddle	P381033001	PZA14	SHOWA YUKI	1	
30	11254712	Hex Socket Cap Screw	P330220003	M6X10		1	
31	45252651	Flexible Conduit	P869013040	SR-02-2M	NIPOLEX	1	
32	11254986	Accessory for Conduit	P866008044	RBC-102	NIPOLEX	1	
33	11254987	Accessory for Conduit	P866008057	TC-02	NIPOLEX	1	



1 Signal Light

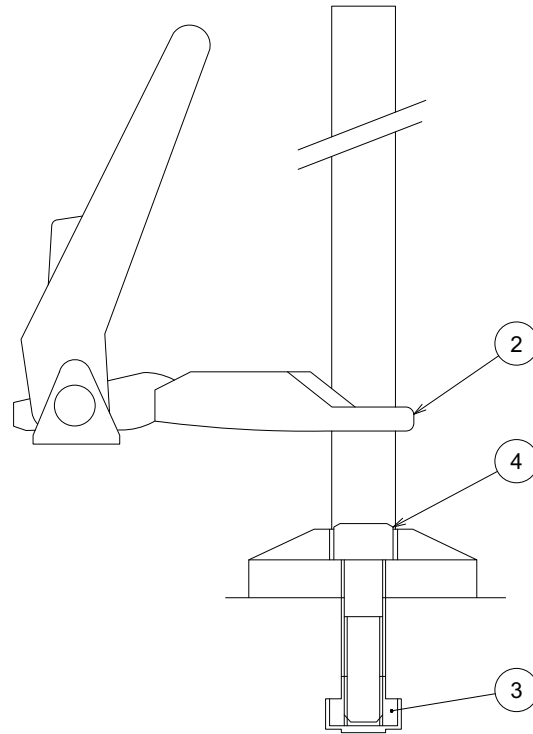
1454777--A

## Unit No. 50

## Signal Light

From Serial No.38200002(EU\_EXP)\_38300002(DOM) and after

Index	Code	Parts Name	Drawing No.	Type	Maker	Q'ty	Note
1		Signal Light	1454796---			1	Index 2-6
2	11254903	Signal Light Unit	P642112035	LME-302FB-RYG	PATLITE	1	
3	11254708	Hex Socket Cap Screw	P330200018	M4X15		3	
4	11254098	Signal Light Bracket	1453663---	T3.2		1	
5	11139816	Hex Socket Cap Screw	P330230004	M8X15		2	
6	10421798	Cable Band	P381058026	SKB-1M	KITAGAWA	1	List Only



① T-slot Clamp

1241222---

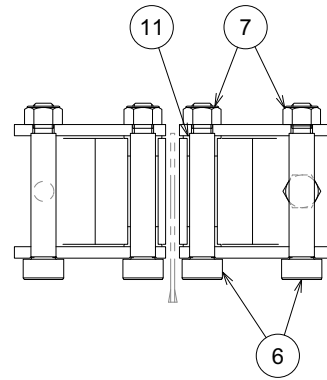
## Unit No. 51

## T-slot Clamp

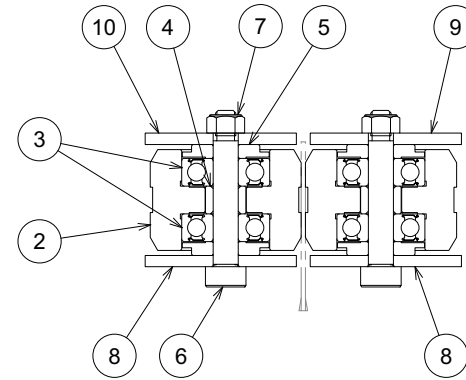
From Serial No.38200002(EU\_EXP)\_38300002(DOM) and after

Index	Code	Parts Name	Drawing No.	Type	Maker	Q'ty	Note
1		T-slot Clamp	1241222---			1	Index 2-4
2	11254895	Clamping Plate	P631108001	BS-5S	jamesmorton	2	
3	11254725	Hex Socket Cap Screw	P330260007	M14X45	JIS	2	
4	11256209	T-slot Nut	P332128029	TNM1814	NABEYA	2	

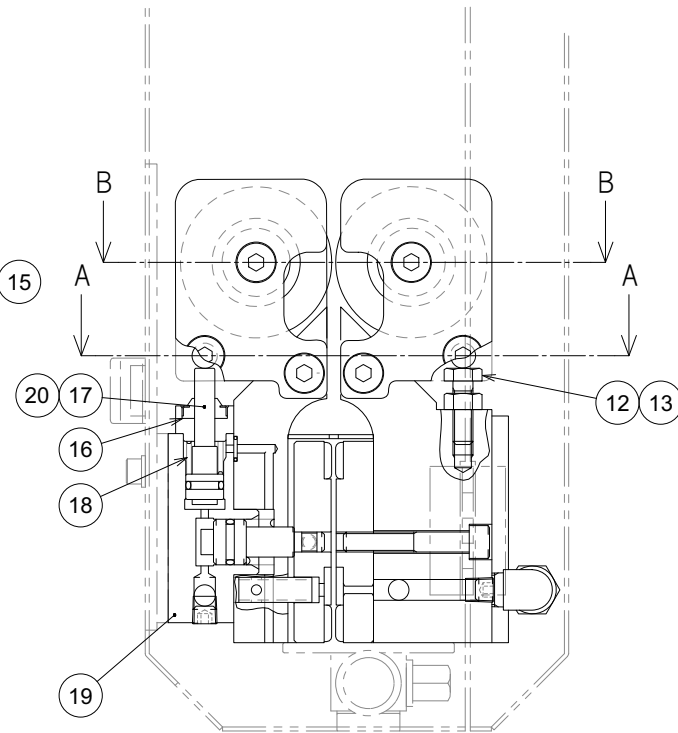
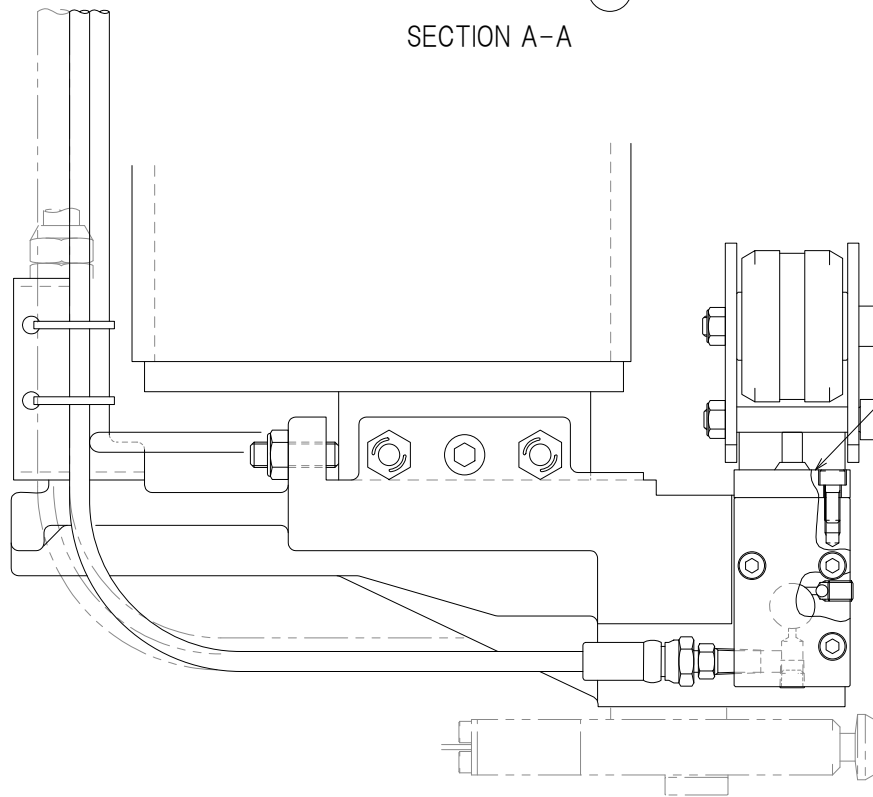




SECTION A-A



SECTION B-B



1 Roller

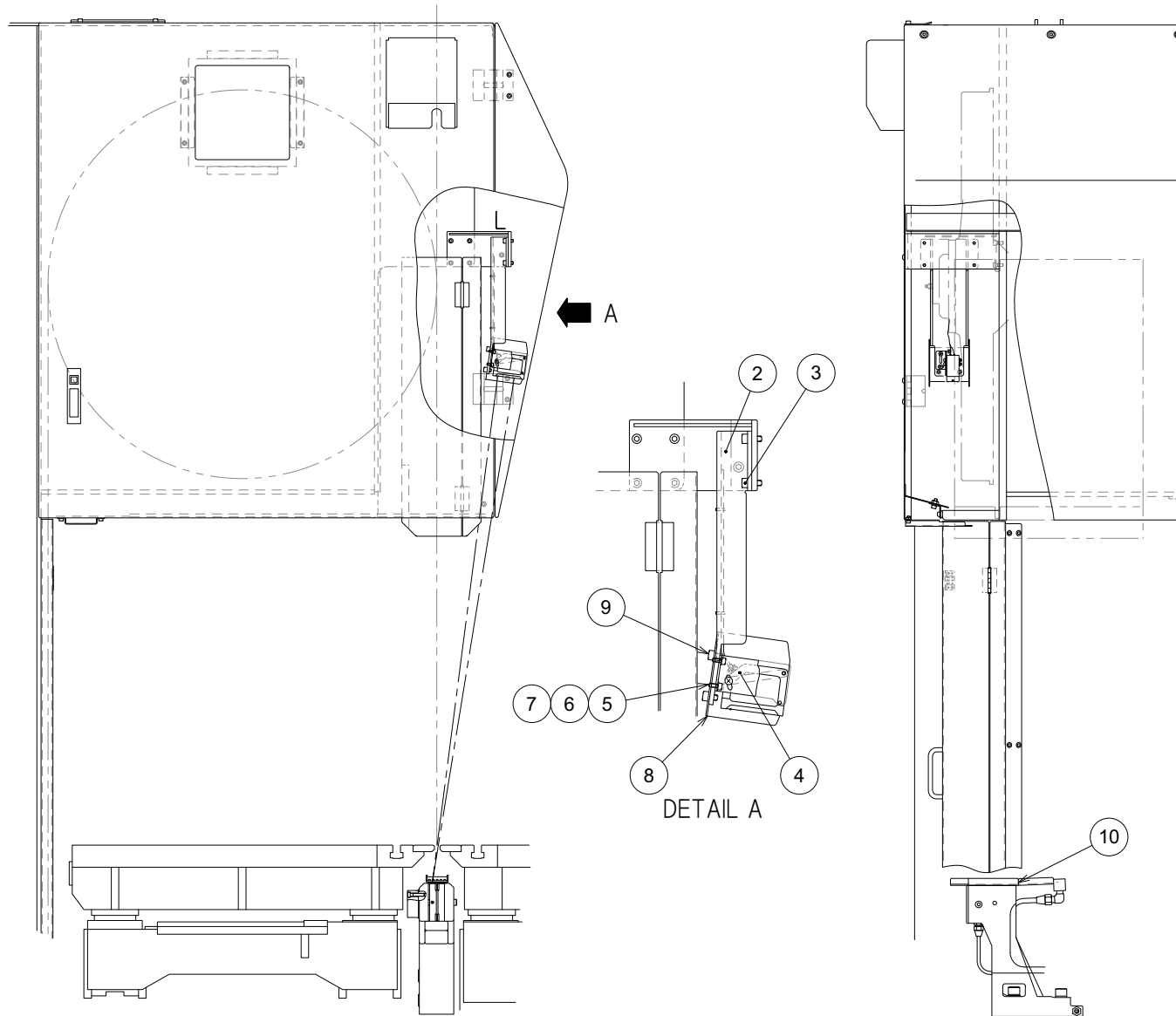
Index	Code	Parts Name	Drawing No.	Type	Maker	Q'ty	Note
1		Roller	1454806---			1	Index 2-20
2	11254454	Roller	1454407---			2	
3	11254811	Deep Groove Ball Bearing	P400010741	6300DDU	NSK(equality)	4	
4	11153305	Collar	1242317			2	
5	11153616	Seal Washer	1242318			4	
6	11153423	Shoulder Screw	P338134006	MSB10-50	MISUMI	6	
7	11254750	Lock Nut	P332505046	M8X1.25(Type-2)-SS400	FUJI SEIMITSU	6	
8	11254455	Bracket Front	1454408---	T4.5		2	
9	11254456	Bracket Rear Stationary	1454409---	T4.5		1	
10	11254457	Bracket Rear Movable	1454410---	T4.5		1	
11	11254826	Plain Bearing	P407013042	DUF1008-18	DAIDO METAL	4	
12	11139518	Bolt	P330030007	M8X25		1	
13	11254742	Nut	P332000005	M8	JIS	1	
14	11153720	Cylinder Cap	1242326 A			1	
15	11160309	Hex Socket Cap Screw	P330220006	M6X15		2	
16	11161260	Wiper Ring	P590313001	SCB-8	SAKAGAMI	1	
17	11134553	O Ring	P590000010	P11		1	
18	11153524	Spring	1242328			1	
19	11153531	Clamp Cylinder	1242325 A			1	

Unit No. 52

Roller

From Serial No.38200002(EU\_EXP)\_38300002(DOM) and after

Index	Code	Parts Name	Drawing No.	Type	Maker	Q'ty	Note
20	11153520	Piston	1242327			1	



1 Quick Approach (600)

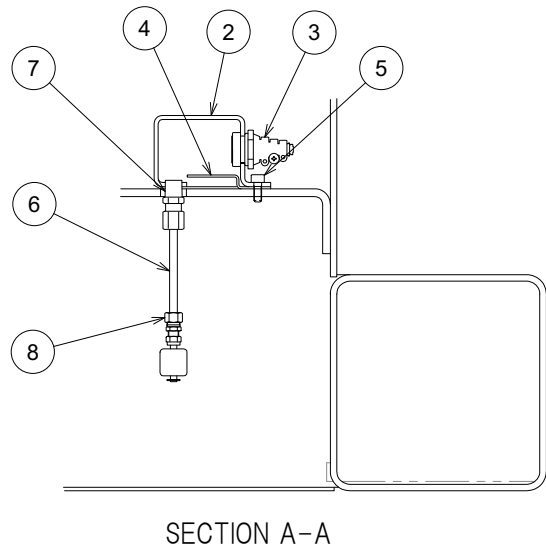
1454804---

## Unit No. 53

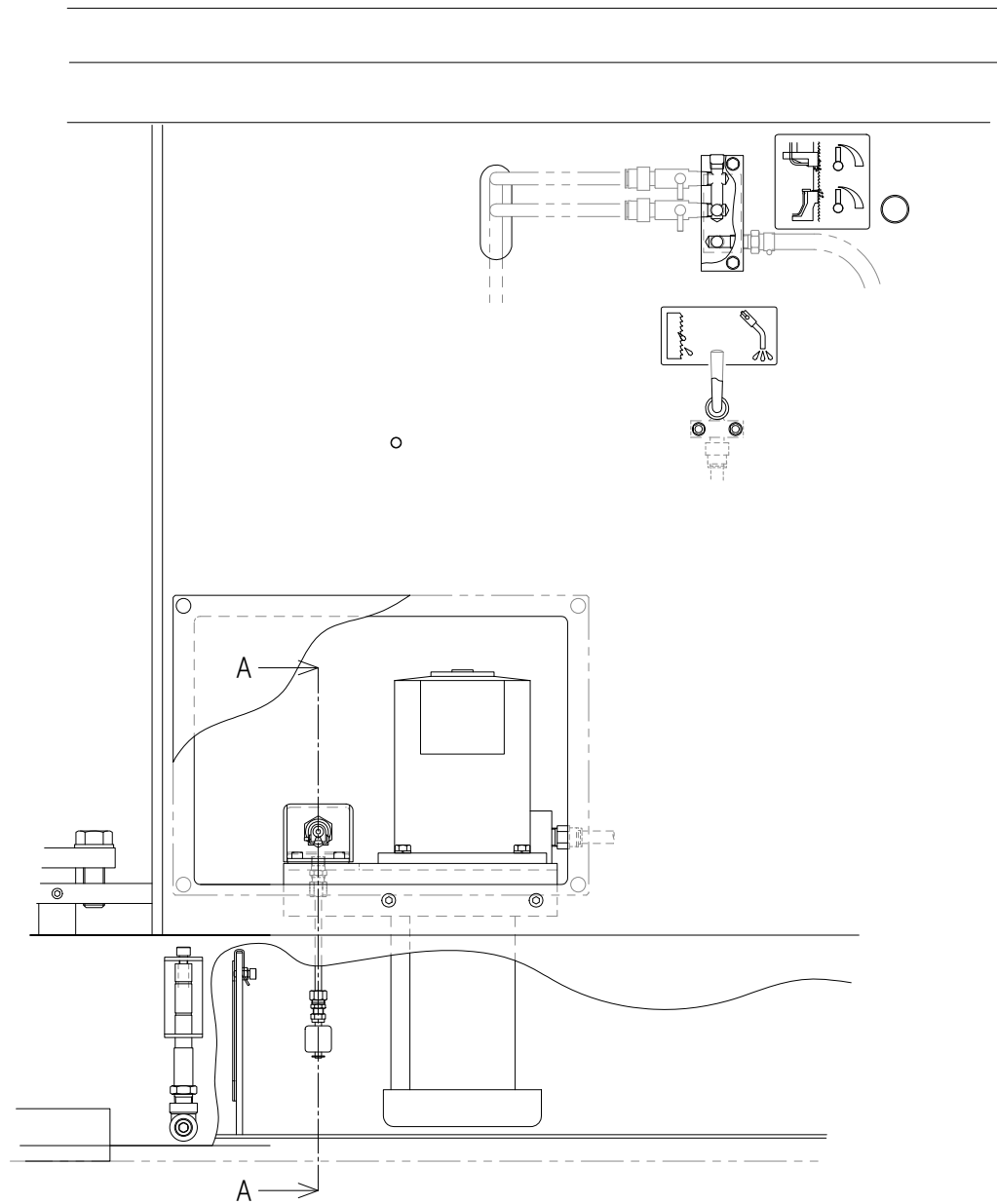
Quick Approach (600)

From Serial No.38200002(EU\_EXP)\_38300002(DOM) and after

Index	Code	Parts Name	Drawing No.	Type	Maker	Q'ty	Note
1		Quick Approach (600)	1454804---			1	Index 2-10
2	11256078	Sensor Bracket	1454856---	T4.5		1	
3	11254712	Hex Socket Cap Screw	P330220003	M6X10		4	
4	11254970	Laser Sensor	P829428009	GV-H1000(5M)	KEYENCE	1	
5	11139801	Hex Socket Cap Screw	P330200015	M4X10		2	
6	11161180	Washer	P336000092	4(Normal)	JIS	2	
7	11254973	Amplifier for Laser Sensors	P829828005	GV-21P	KEYENCE	1	
8	11256079	Sensor Cover	1454857---	T1.6		1	
9	11254712	Hex Socket Cap Screw	P330220003	M6X10		3	
10	11256080	Chip Receive Cover	1454858---			1	



1 Cutting Fluid Level Gauge Additional Parts

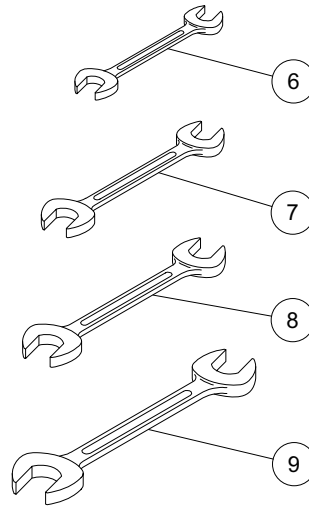
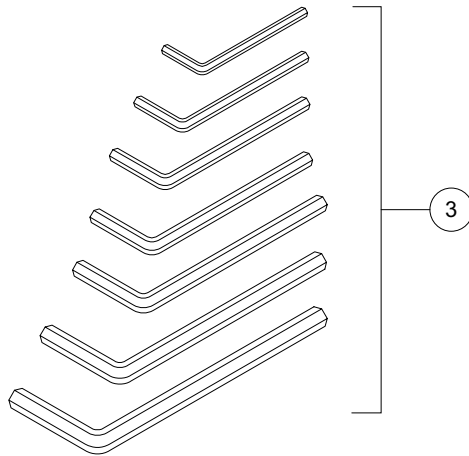
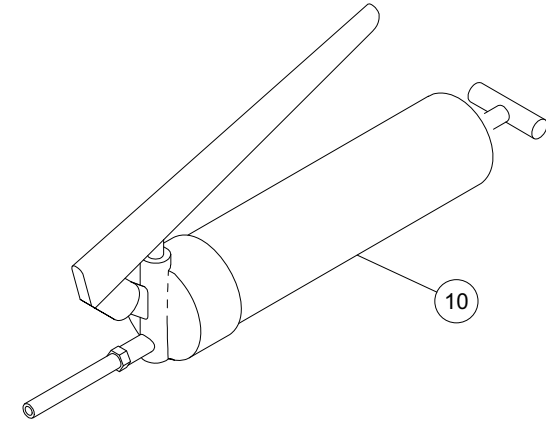
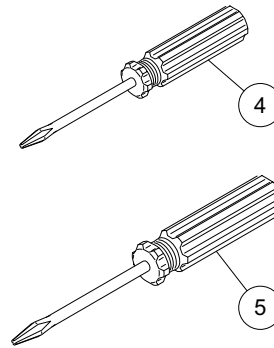
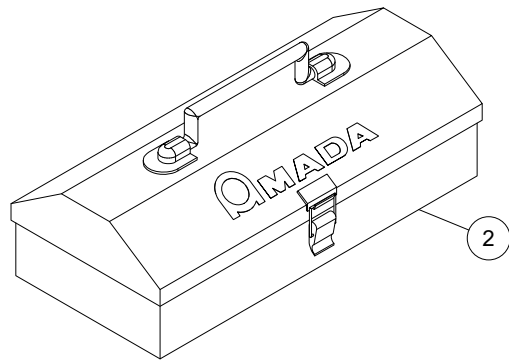


## Unit No. 54

## Cutting Fluid Level Gauge

From Serial No.38200002(EU\_EXP)\_38300002(DOM) and after

Index	Code	Parts Name	Drawing No.	Type	Maker	Q'ty	Note
1		Cutting Fluid Level Gauge Additional Parts	1454790---			1	Index 2-8
2	11256128	Float Switch Bracket	1454908---			1	
3	11254988	Accessory for Conduit	P866103001	OA-1	OHM Electric	1	
4	11254021	Shelf	1205560	T1.6		1	
5	11160309	Hex Socket Cap Screw	P330220006	M6X15		2	
6	11255259	Pipe for Float Switch	1451436	D6XT1		1	
7	11254870	Bite Type Pipe Fitting	P585033016	S-6X1/4	BAN SS	2	
8	11254969	Level Switch	P829308004	OLV-2B(2M)	NOHKEN Industry	1	



1 Tool Set

1453809---

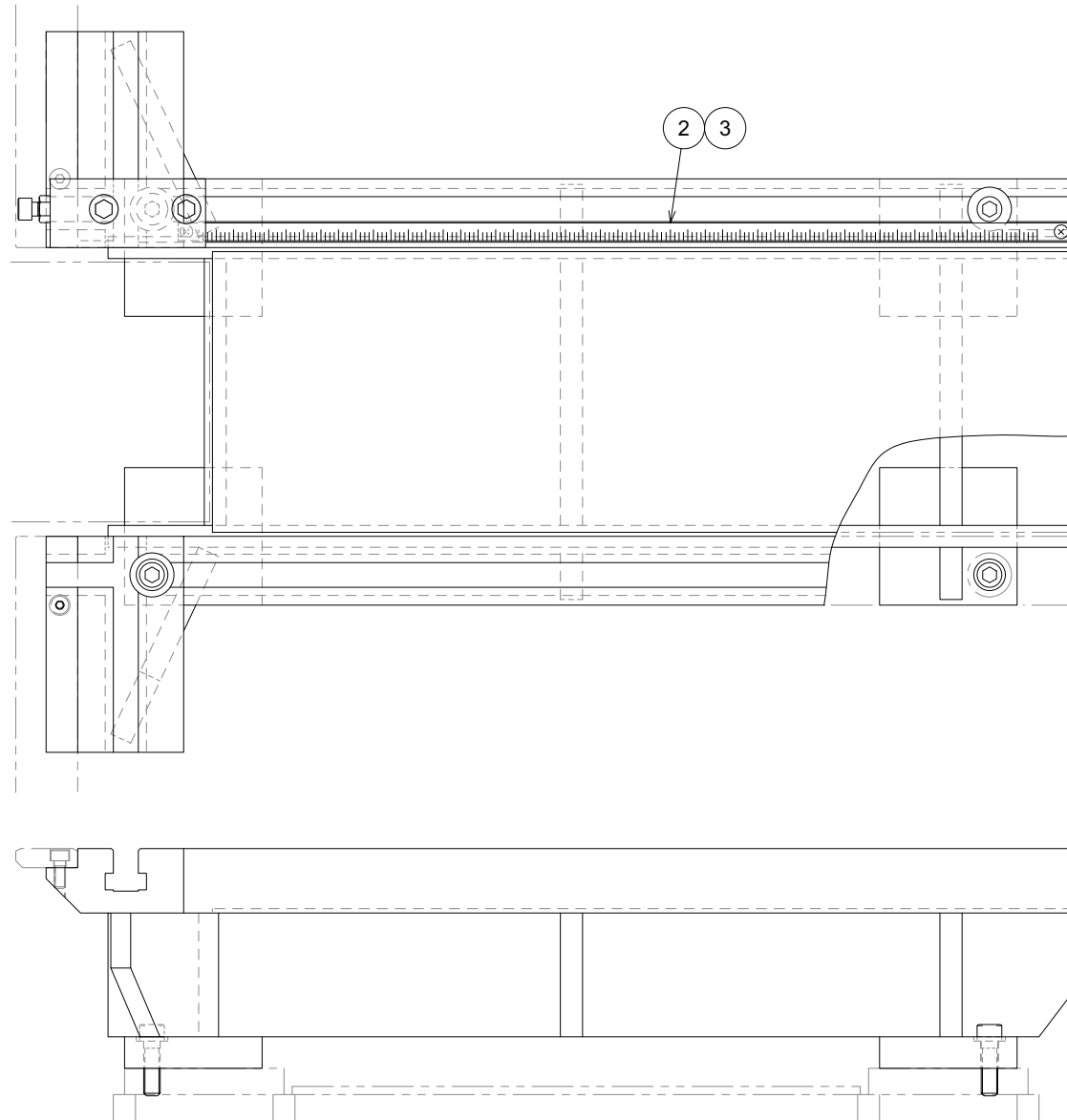


## Unit No. 55

## Tool Set

From Serial No.38200002(EU\_EXP)\_38300002(DOM) and after

Index	Code	Parts Name	Drawing No.	Type	Maker	Q'ty	Note
1		Tool Set	1453809---			1	Index 2-10
2	11254640	Tool Box	7912021	350X150X65(TM-2)		1	
3	11254994	Socket Screw Key	QZZ038473	2.5,3,4,5,6,8,		1	
4	11254794	Screwdriver	P353000004	H2	JIS	1	
5	11254795	Screwdriver	P353000005	6X100	JIS	1	
6	11160107	Wrench	P351010001	8X10		1	
7	11160108	Wrench	P351010013	13X17		1	
8	11160109	Wrench	P351010010	19X22		1	
9	11251018	Wrench	P351010003	24X27		1	
10	11254797	Grease Gun	P359308005	GP-300	DAIYA SEIKO	1	



① Inch Specification Machine Additional Parts

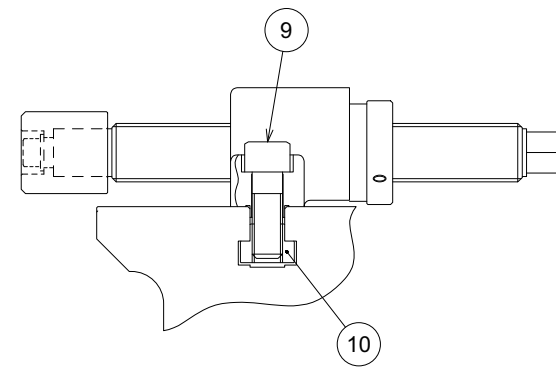
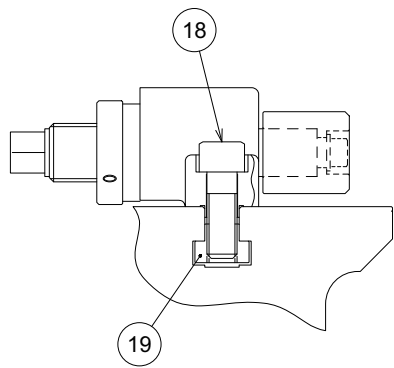
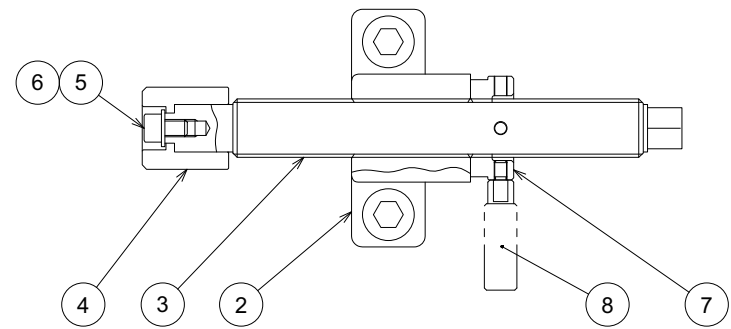
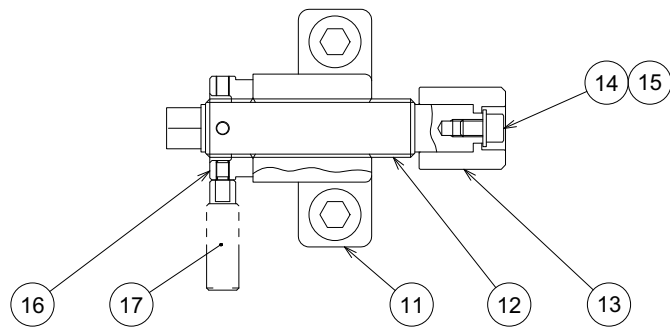
1454749---

Unit No. 56

Scale(Inch)

From Serial No.38200002(EU\_EXP)\_38300002(DOM) and after

Index	Code	Parts Name	Drawing No.	Type	Maker	Q'ty	Note
1		Inch Specification Machine Additional Parts	1454808---			1	Index 2,3
2	11158828	Scale Inch	1242599 A			3	
3	11160514	Flat Head Screw	P334110016	M5X8	JIS	6	



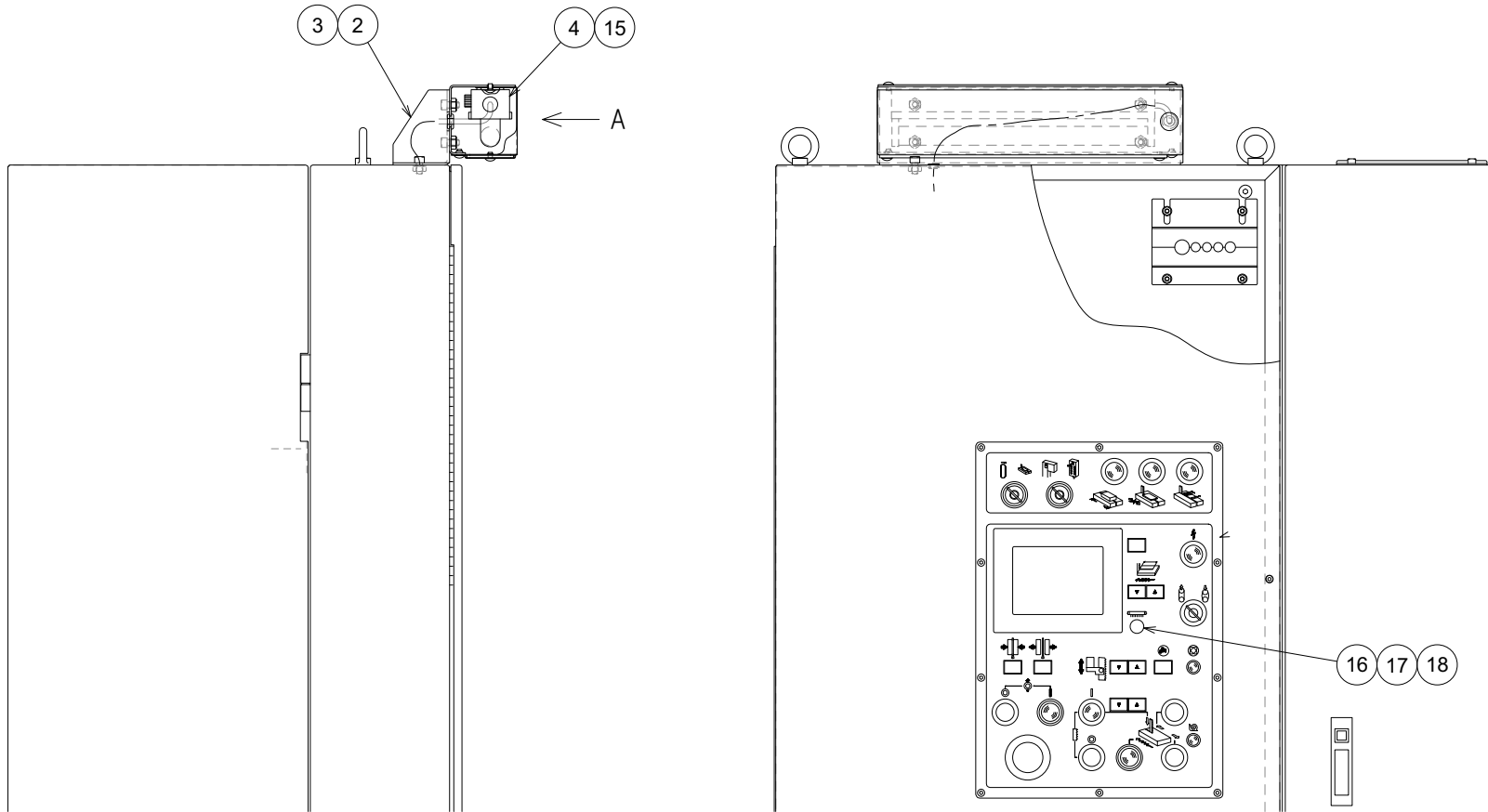
1 Work Stopper

1241180--D

Unit No. 57  
Work Stopper

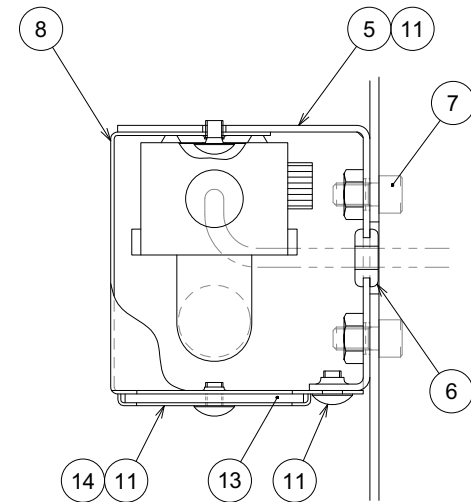
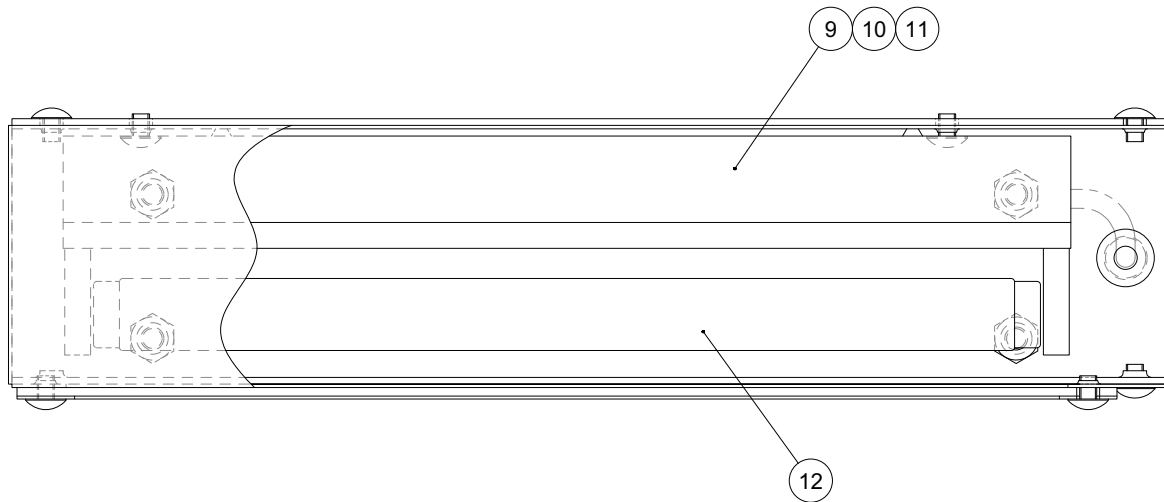
From Serial No.38200002(EU\_EXP)\_38300002(DOM) and after

Index	Code	Parts Name	Drawing No.	Type	Maker	Q'ty	Note
1		Work Stopper	1241180--D			1	Index 2-19
2	11254041	Stopper Bracket	1241181 A			2	
3	11133008	Main Stopper Screw	1241182			2	
4	11133011	Screw End Piece	1241183			2	
5	11139815	Hex Socket Cap Screw	P330230002	M8X12	JIS	2	
6	11139707	Washer	P336000006	8(Normal)	JIS	2	
7	11254042	Lock Nut	1241184 A			2	
8	11133015	Lock Lever	1241185			2	
9	11139833	Hex Socket Cap Screw	P330260006	M14X40	JIS	4	
10	11256209	T-slot Nut	P332128029	TNM1814	NABEYA	4	
11	11254041	Stopper Bracket	1241181 A			2	
12	11133020	Sub Stopper Screw	1241186			2	
13	11133011	Screw End Piece	1241183			2	
14	11139815	Hex Socket Cap Screw	P330230002	M8X12	JIS	2	
15	11139707	Washer	P336000006	8(Normal)	JIS	2	
16	11254042	Lock Nut	1241184 A			2	
17	11133015	Lock Lever	1241185			2	
18	11139833	Hex Socket Cap Screw	P330260006	M14X40	JIS	4	
19	11256209	T-slot Nut	P332128029	TNM1814	NABEYA	4	



1 Work Light Additional Parts

1454763--B

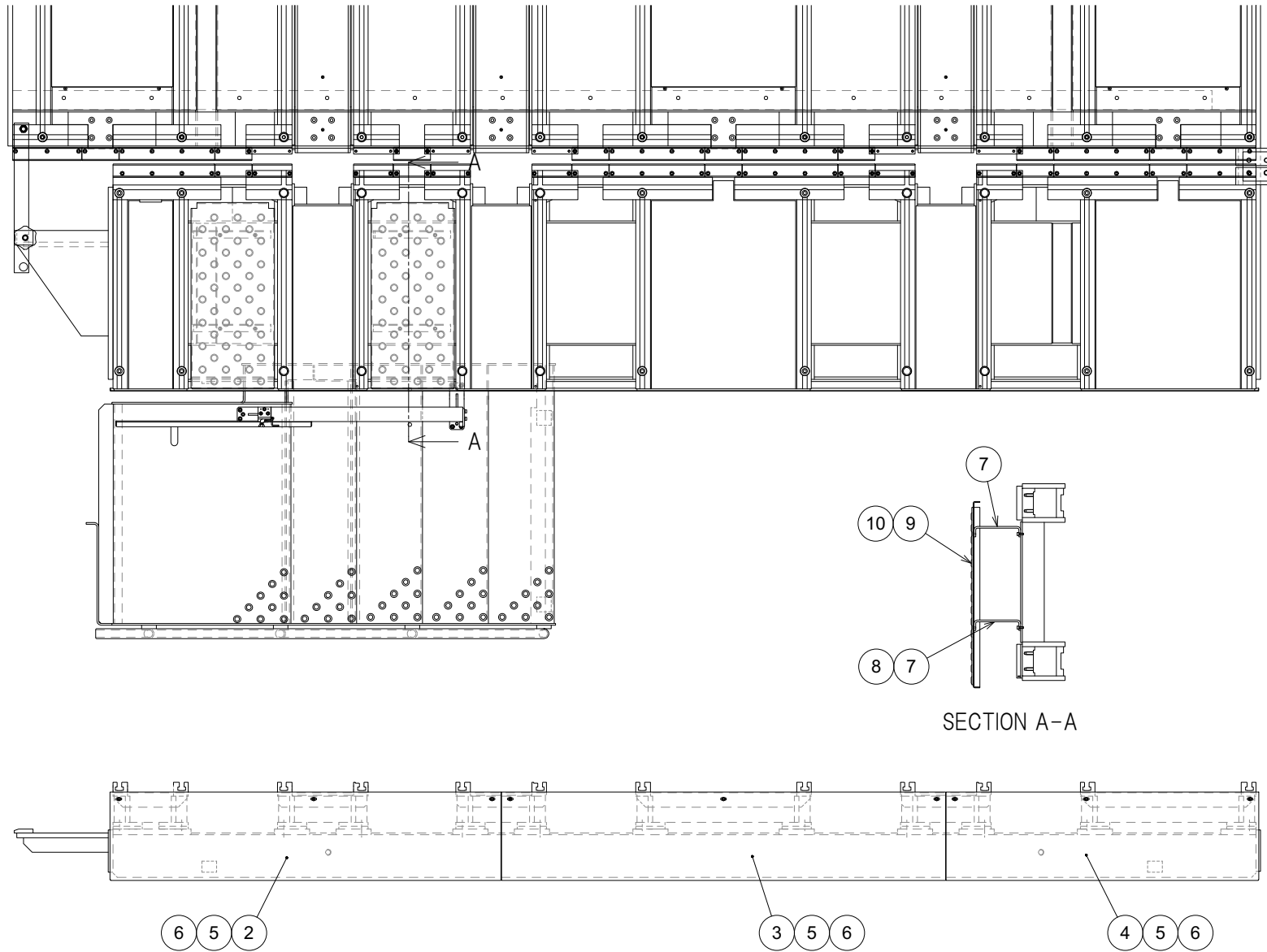


4 Working Light

1453486---

Index	Code	Parts Name	Drawing No.	Type	Maker	Q'ty	Note
1		Work Light Additional Parts	1454792---			1	Index 2-18
2	11256024	Bracket	1452933---	T6		1	
3	11139816	Hex Socket Cap Screw	P330230004	M8X15		2	
4	11255715	Working Light	1453486---			1	Index 5-14
5	11255660	Upper Cover	1453661---	T2.3		1	
6	11255827	Bush for Cable	P229112002	C-30-BW-8-2	TAKIGEN	1	
7	11139815	Hex Socket Cap Screw	P330230002	M8X12	JIS	2	
8	11255661	Under Cover	1453662---	T1.2		1	
9	11255741	Fluorescent Lamp Unit	7720422---	M-1114T11-A/B		1	
10	11255974	Accessory for Fluorescent Lamp	P850318001	FG-7E	NEC	1	
11	11255892	Truss Head Screw	P334130010	M6X8	JIS	8	
12	11255973	Fluorescence Lamp	P850308001	FL10W	NEC	1	
13	11255211	Acrylic Cover	1280832			1	
14	11255212	Cover Holder	1280834			1	
15	11139816	Hex Socket Cap Screw	P330230004	M8X15		4	
16	11256321	Push Button Switch	P821064009	AH165-E5W22	FUJI Electric	1	
17	11256326	Varistor	P840078003	ERZV20D271	MATSUSHITA	1	
18	11256325	Spark Killer	P840058001	SKVB104120	SHIZUKI	1	





1 CE Specification Machine

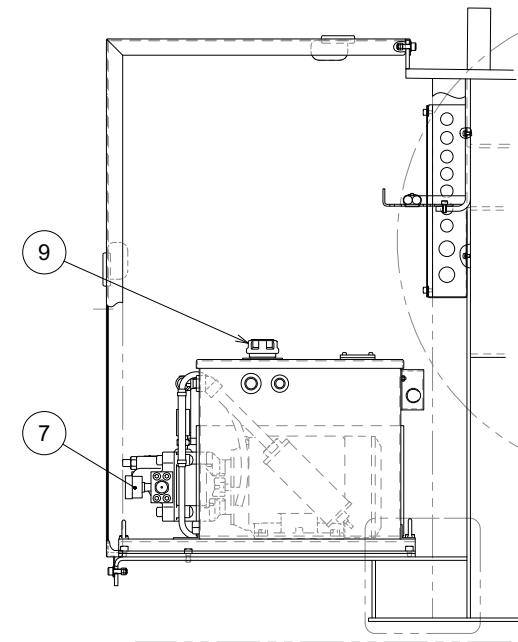
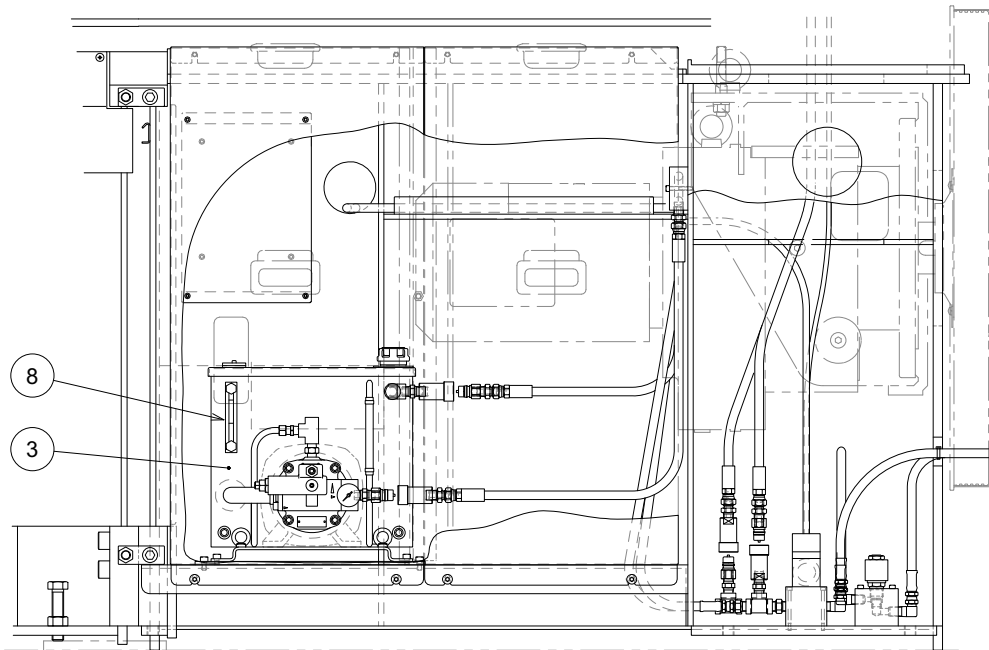
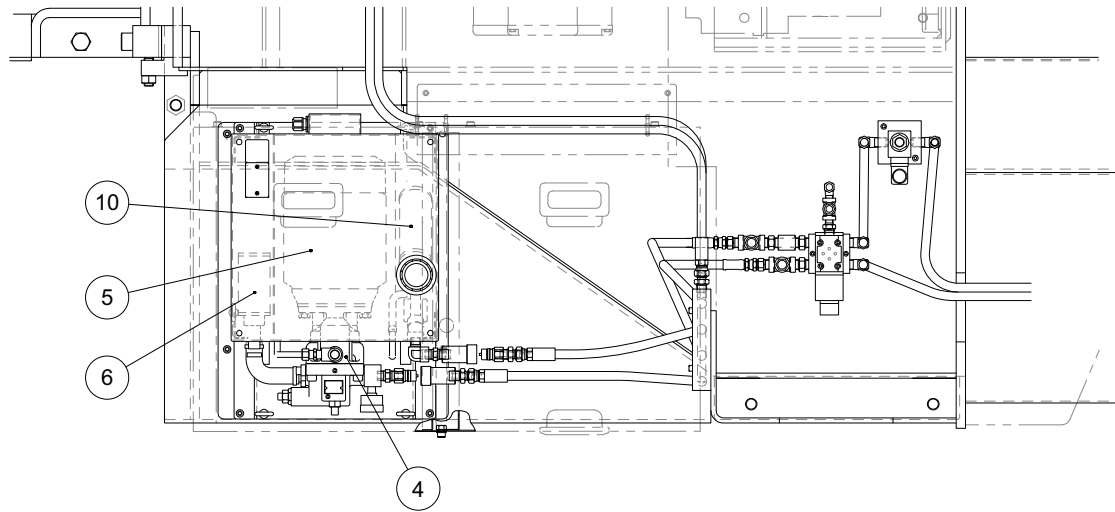
1451490#2A

## Unit No. 59

## Sub-side Lifter Table EU

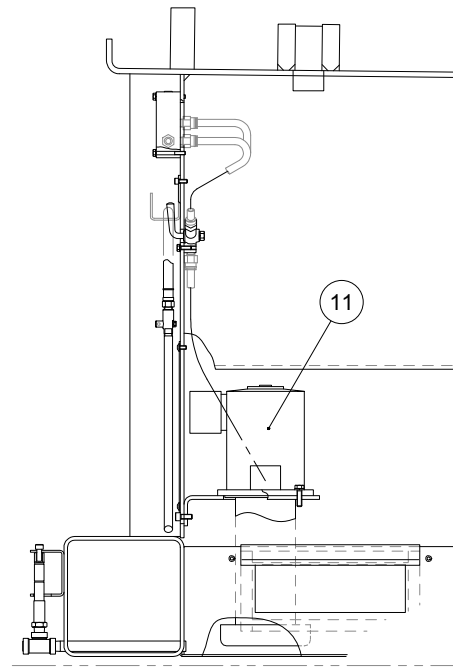
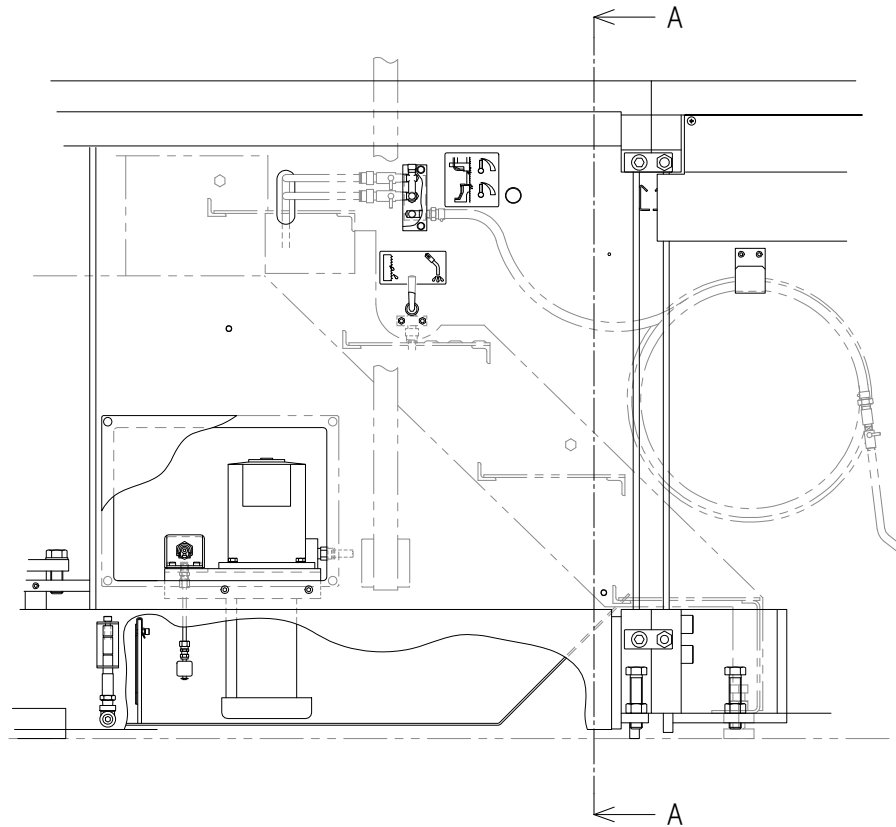
From Serial No.38200002(EU\_EXP)\_38300002(DOM) and after

Index	Code	Parts Name	Drawing No.	Type	Maker	Q'ty	Note
1		CE Specification Machine	1451490#2A			1	Index 2-10
2	11256027	Table Cover 1	1453604--A	T1.6		1	
3	11256028	Table Cover 2	1453605--A	T1.6		1	
4	11256029	Table Cover 3	1453606--A	T1.6		1	
5	11160309	Hex Socket Cap Screw	P330220006	M6X15		9	
6	11139706	Washer	P336000005	6(Normal)	JIS	9	
7	11256017	Support Base	1451450---	T6		4	
8	11139812	Hex Socket Cap Screw	P330220007	M6X16	JIS	8	
9	11256018	Working Table	1451451---			2	
10	11256210	Flat Head Screw	P334110027	M6X14	JIS	8	



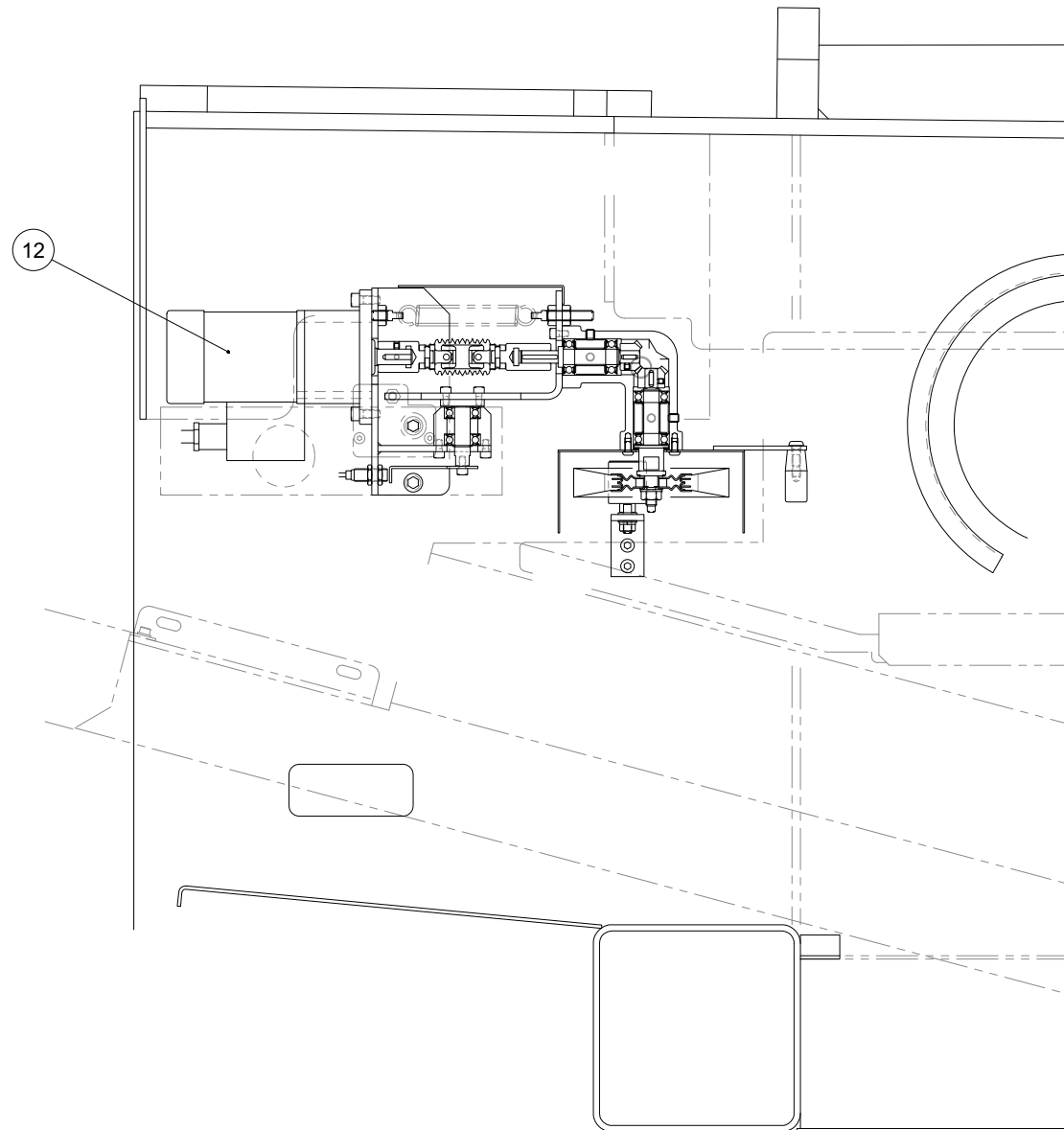
- ① Mechanical Additional Parts 400V
- ② Hydraulic Unit

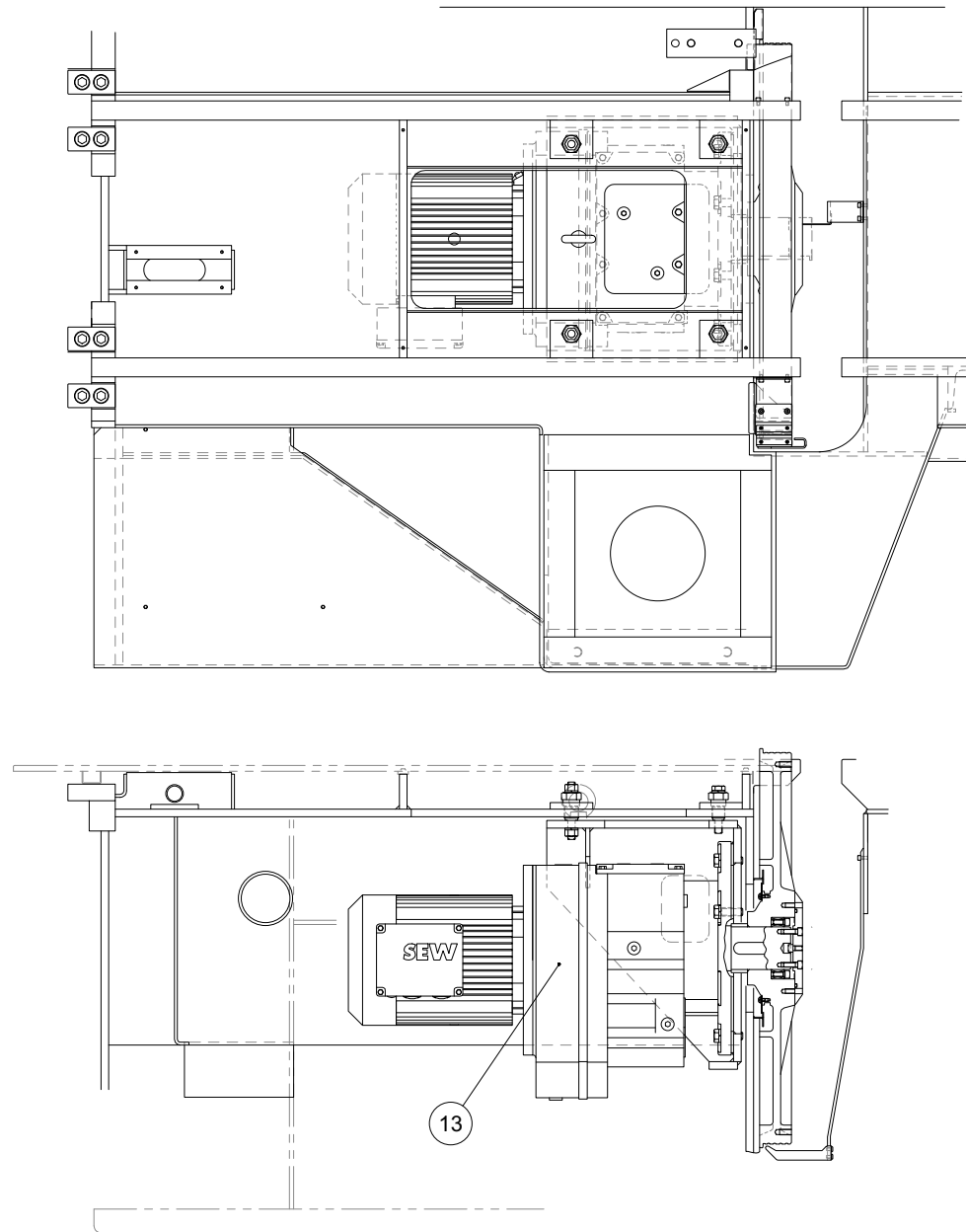
7720740---  
(1454760--A)



SECTION A-A

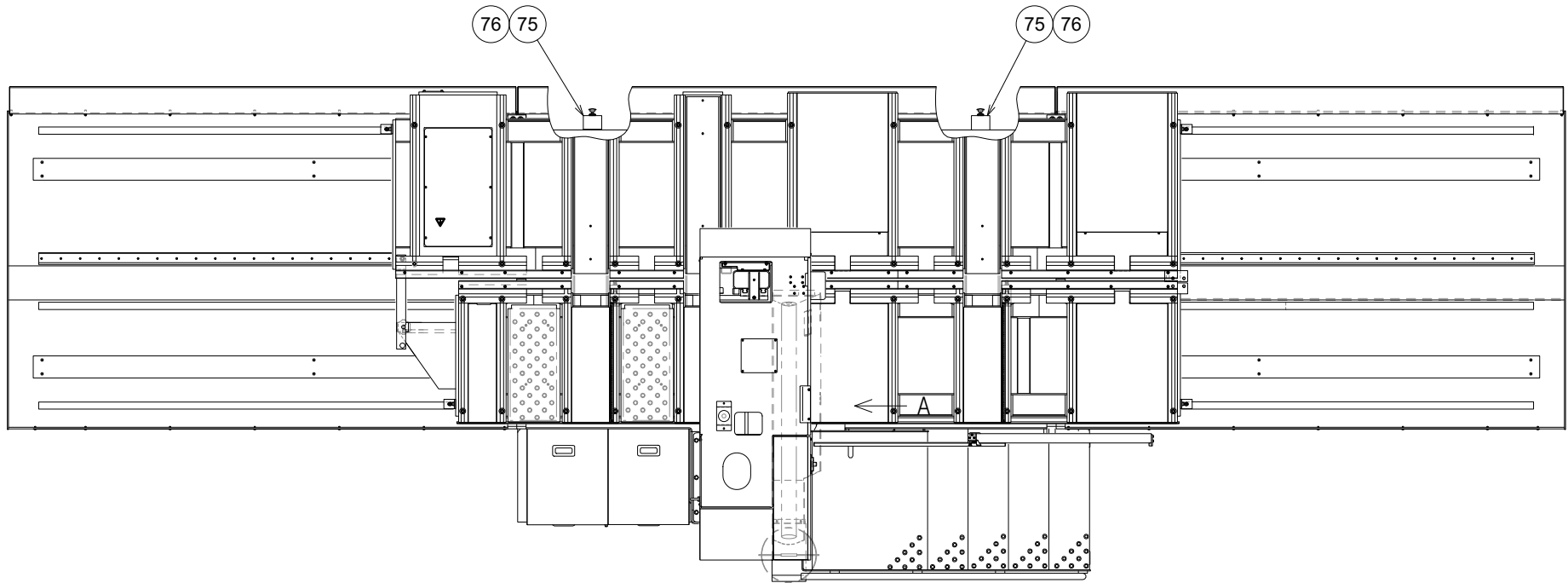
7920862--A  
(1454771--A)





7720764---  
(1454751--A)

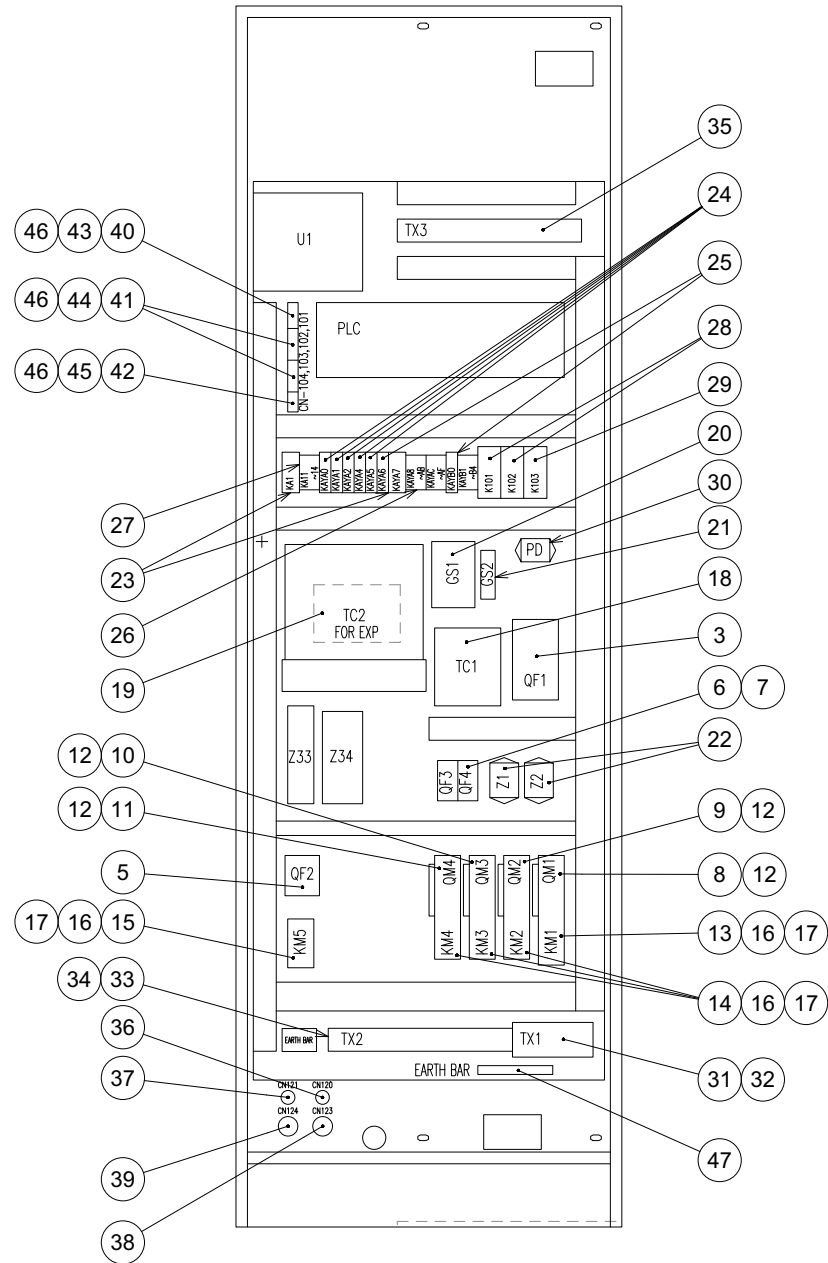
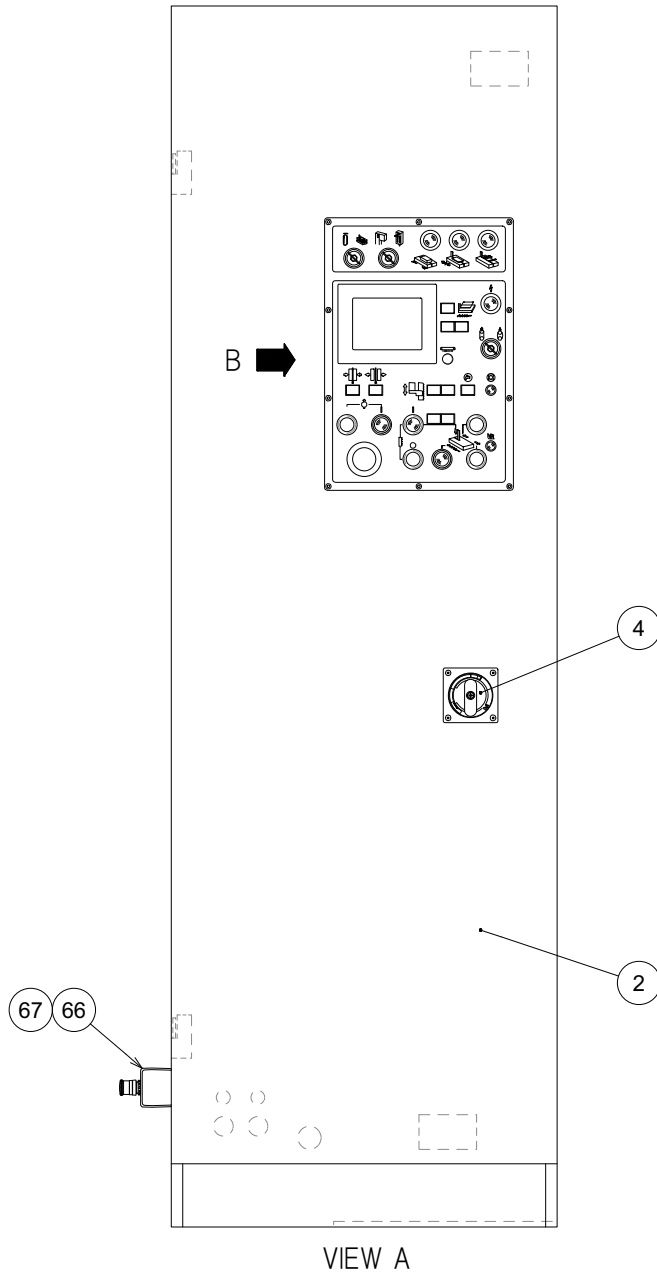
Index	Code	Parts Name	Drawing No.	Type	Maker	Q'ty	Note
1		Mechanical Additional Parts 400V	1454786---			1	Index 2-13
2	11256133	Hydraulic Unit	7720740---	TU2C-N	TOKYO KEIKI	1	Index 3-10
3	11256176	Tank	SBS2690---	15L		1	
4	11255015	Piston Pump	SBS0018---	P8VMR-20-CBC-10	TOKYO KEIKI	1	
5	11256177	AC Motor	SBS2691---	1.5KW4P-TU2C(AC400/440V 50/60Hz)		1	
6	11255013	Filter	SBS0016---	OFS-06-S1-M1(150 Micrometre)	TOKYO KEIKI	1	
7	11256178	Pressure Gauge	SBS2692---	G-D1/4RX40X25MPA		1	
8	11255014	Oil Level Gauge	SBS0017---	OLG2-100K	TOKYO KEIKI	1	
9	11254849	Air Breather	P557078015	MSA-V30	TOKYO KEIKI	1	
10	11255008	Filter	SBS0011---	51-500400(10 Micrometre)	TOKYO KEIKI	1	
11	11162498	Coolant Pump Motor	7920862 A	PV1863BAM1,0.18KW	SANSO Electric	1	
12	11254648	Geared Motor	7921797 A	GM-J2W90WX1/3A 400V	mitsubishi	1	
13	11256135	Transmission	7720764---	400V7.5KW4P,1/80.91	SEW	1	

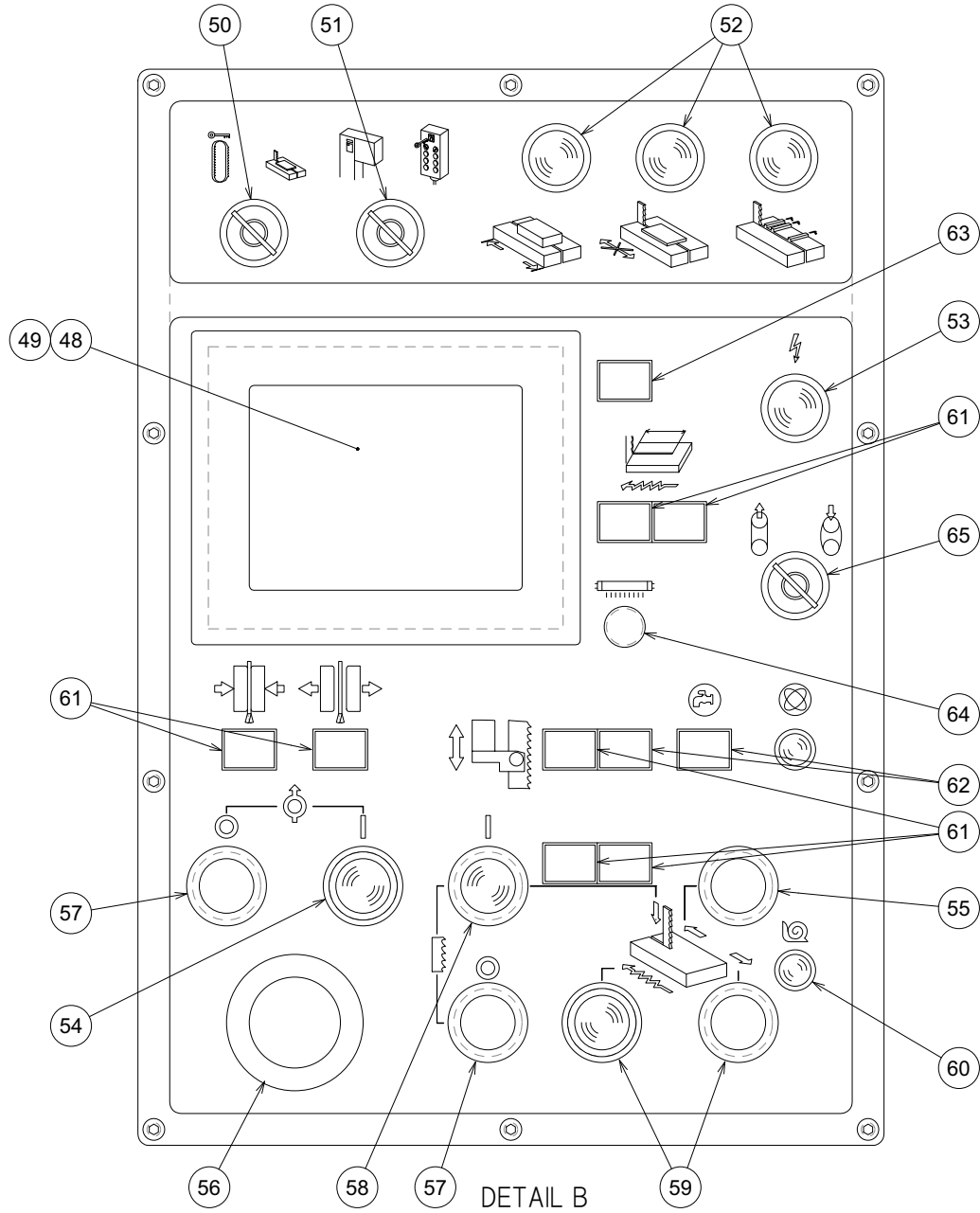


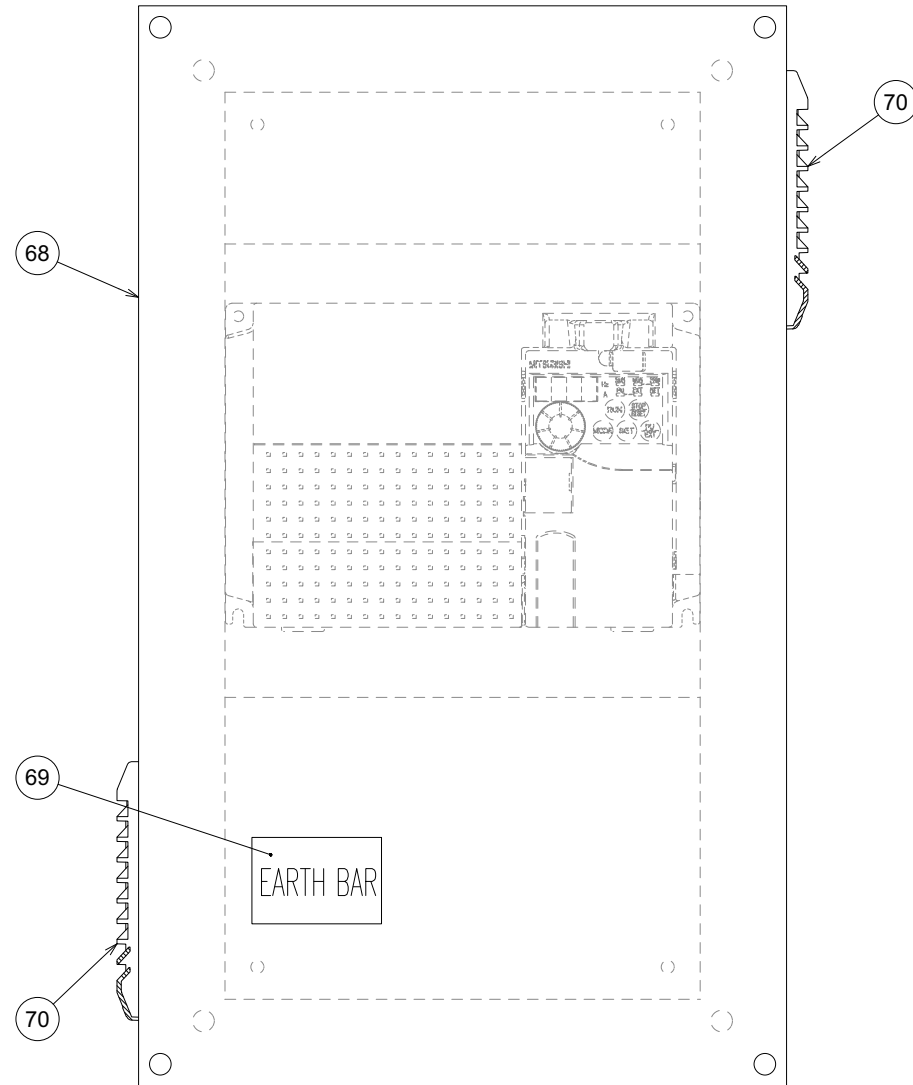
① Electrical Enclosure

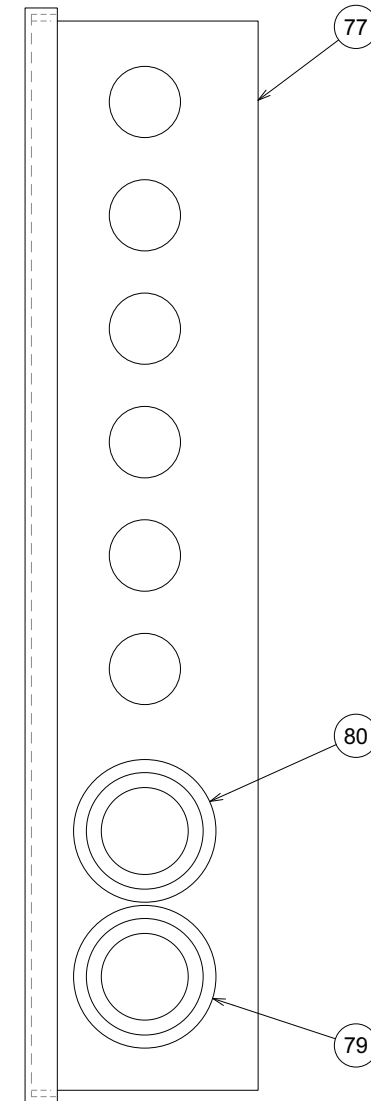
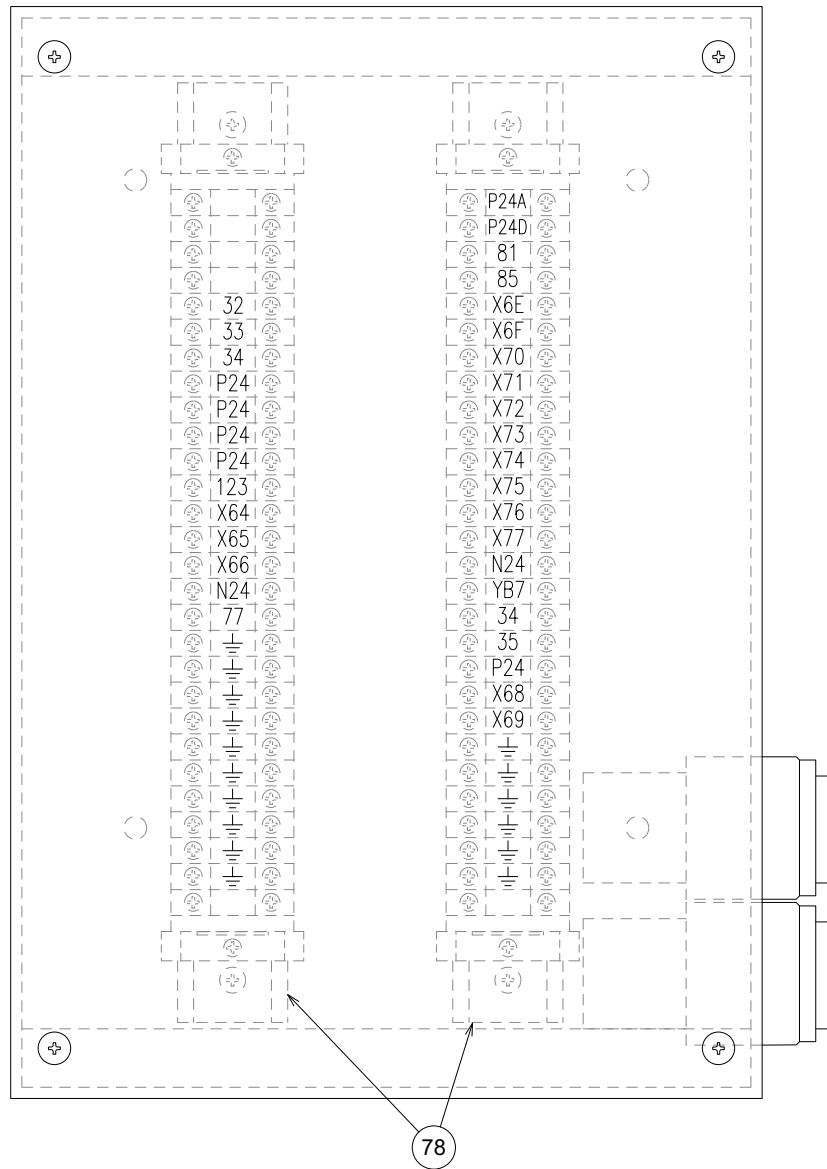
1454780---

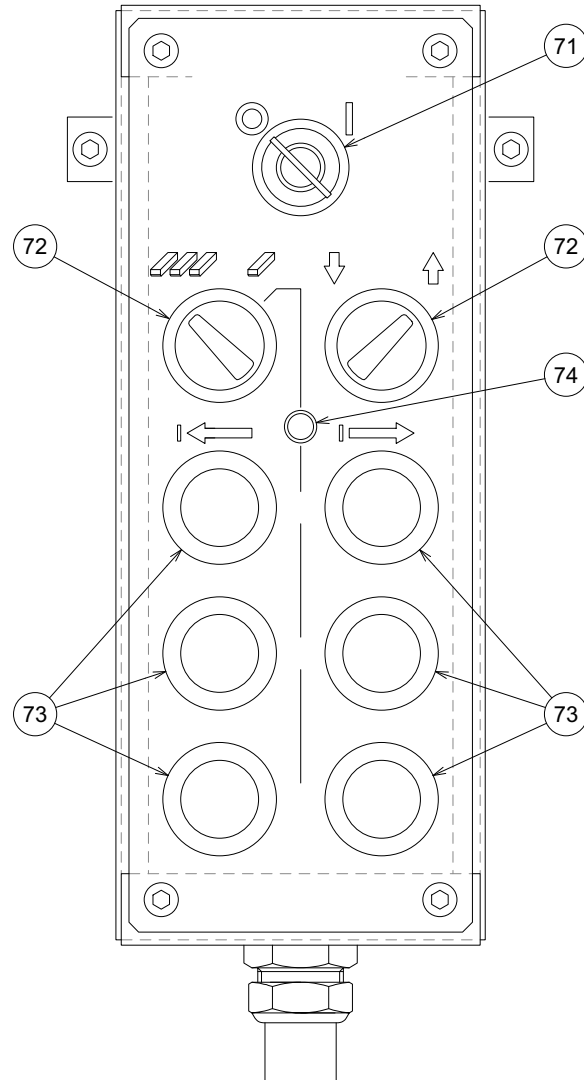












Index	Code	Parts Name	Drawing No.	Type	Maker	Q'ty	Note
1		Electrical Enclosure	1454782---			1	Index 2-84
2	11256161	Main Electrical Enclosure	SBS2674---			1	
3	11255984	Low Voltage Breaker	P812004144	EA53C/40	FUJI Electric	1	QF1/(3P 40A)
4	11254942	Accessory (Low Voltage Breaker)	P812094108	BZ6V10D	FUJI Electric	1	
5	11255985	Low Voltage Breaker	P812004172	EA33AC/10	FUJI Electric	1	QF2
6	11256315	Low Voltage Breaker	P812004217	EA32AC/3	FUJI Electric	1	QF4
7	11256318	Low Voltage Breaker	P812128279	CP30-BA-2P-1-M-5A	MITSUBISHI	1	QF4
8	11255750	Breaker	SBS0031---	BM3RHR-032	FUJI Electric	1	QM1
9	11256316	Low Voltage Breaker	P812044038	BM3RHR-004(2.5-4A)	FUJI Electric	1	QM2
10	11255752	Breaker	SBS0033---	BM3RHR-001	FUJI Electric	1	QM3
11	11255753	Breaker	SBS0034---	BM3RHR-P40	FUJI Electric	1	QM4
12	11256317	Accessory (Low Voltage Breaker)	P812094098	BZ0WKUBB	FUJI Electric	4	
13	11255755	Magnet Switch	SBS0036---	SC-E04P	FUJI Electric	1	KM1/(Coil AC100V)
14	11255756	Magnet Switch	SBS0037---	SC-E02P	FUJI Electric	3	KM2,3,4/(Coil AC100V)
15	11255757	Magnet Switch	SBS0038---	SC-E03P	FUJI Electric	1	KM5/(Coil AC100V)
16	11256162	Accessory for Contactor	SBS2675---	SZ-A40/T,A31/T,A22/T	FUJI Electric	1	
17	11254933	Accessory (Magnet Switch)	P810184004	SZ-Z5	FUJI Electric	5	
18	11255760	Transformer	SBS0041---	P1 200.220.230V S 100.110V	GOMI Electric	1	TC1
19	11255761	Three Phases Transformer	SBS0042---	P 200.230.265V S 200.220V	GOMI Electric	1	TC2

Index	Code	Parts Name	Drawing No.	Type	Maker	Q'ty	Note
20	11256304	Switching Power Supply	P772122009	S8VS-24024	OMRON	1	GS1
21	11254918	Switching Power Supply	P772122015	S8VS-01512	OMRON	1	GS2
22	11255988	Noise Filter	P840048031	MAS-1206-33	DENSEI-LAMBDA	2	Z1,2/(6A)
23	11256305	Control Relay	P800002090	MY4N-D2-DC24V	OMRON	2	KA1, YA7
24	11256308	Control Relay	P800006010	RJ1S-CLD-D24	IDEC	6	KAYA0-A5
25	11256307	Control Relay	P800006009	RJ2S-CLD-D24	IDEC	2	KAYA6, YB0
26	11254922	Control Relay	P800004060	RS4N-DE	FUJI Electric	3	KAYA8-AB
27	11256306	Control Relay	P800004097	RS41-DE	FUJI Electric	1	KA11-14
28	11255982	Control Relay	P800002125	G7S-4A2B-E	OMRON	2	K101,102
29	11255983	Control Relay	P800002126	G7S-3A3B-E	OMRON	1	K103
30	11254968	Accessory for Sensor	P829158003	PD-10	Sony Systems Manufacturing	1	PD
31	11256339	Block Terminal	P864002030	BN75W	IDEC	1	TX1
32	11256341	Block Terminal	P864002074	BNH40W	IDEC	1	TX1
33	11256337	Block Terminal	P864002019	BNH15LW	IDEC	1	TX2
34	11256338	Block Terminal	P864002026	BN15MW	IDEC	1	TX2
35	11256340	Block Terminal	P864002048	BN10W	IDEC	1	TX3
36	11256163	Metallic Connector	SBS2676---	SRCN2A21-10S	JAE	1	CN120
37	11256164	Metallic Connector	SBS2677---	SRCN2A16-7S	JAE	1	CN121
38	11256165	Metallic Connector	SBS2678---	N/MS3102A-20-27S	JAE	1	CN123

## Unit No. 61

## Electrical Enclosure EU

From Serial No.38200002(EU\_EXP)\_38300002(DOM) and after

Index	Code	Parts Name	Drawing No.	Type	Maker	Q'ty	Note
39	11256329	Metallic Connector	P860003056	N/MS3102A20-29S	JAE	1	CN124
40	11256336	Rectangle Connector	P862042079	178964-7	AMP	1	CN101
41	11256335	Rectangle Connector	P862042067	178964-8	AMP	2	CN102,3
42	11256331	Rectangle Connector	P862042060	178964-5	AMP	1	CN104
43	11256333	Rectangle Connector	P862042063	178289-7	AMP	1	CN101
44	11256334	Rectangle Connector	P862042065	178289-8	AMP	2	CN102,3
45	11256332	Rectangle Connector	P862042062	178289-5	AMP	1	CN104
46	11256166	Accessory for Connector	SBS2679---	5900121-4	AMP	4	
47	11255788	Ground Bar	SBS0069---	TS11	KASUGA Electric	1	
48	11255800	Touch Panel	SBS0081---	GP2301-LG41-24V	Digital	1	GP1
49	11255801	2 Port Adapter	SBS0082---	GP070-MD11	Digital	1	
50	11256320	Key Select Switch	P820014260	AR22JR-2A22C	FUJI Electric	1	SA11
51	11256319	Key Select Switch	P820014259	AR22JR-2D22B	FUJI Electric	1	SA12
52	11256327	Indicator Apparatus	P843054021	DR30D0L-E3W/Z9	FUJI Electric	3	HL8,9,11
53	11256327	Indicator Apparatus	P843054021	DR30D0L-E3W/Z9	FUJI Electric	1	HL1
54	11255803	Push Button Switch	SBS0084---	AR30G3L-20H3W	FUJI Electric	1	SB2,HL2
55	11256323	Push Button Switch (with Lamp)	P822124041	AR30G3L-10E3W	FUJI Electric	1	SB6,HL3
56	11255805	Push Button Switch	SBS0086---	XN1E-BV401MR	IDEC	1	SB1-1
57	11255806	Push Button Switch	SBS0087---	AR30FOR-01B	FUJI Electric	2	SB3,5



## Unit No. 61

## Electrical Enclosure EU

From Serial No.38200002(EU\_EXP)\_38300002(DOM) and after

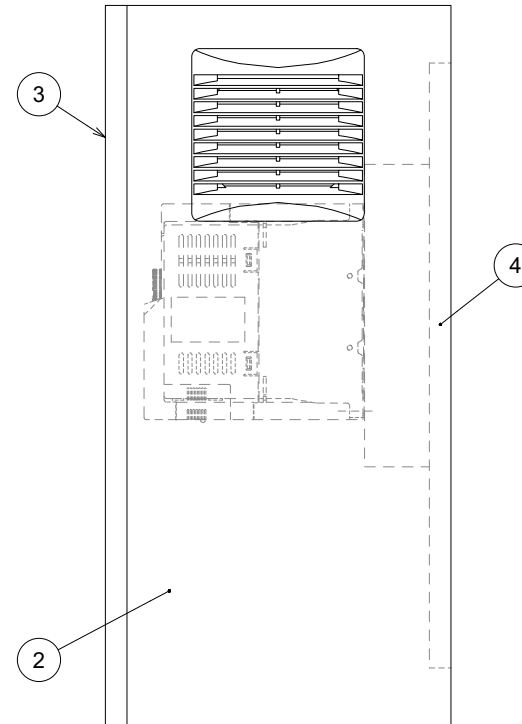
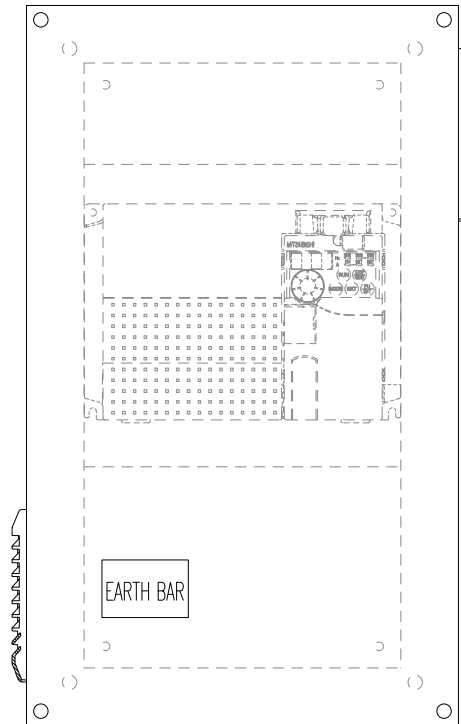
Index	Code	Parts Name	Drawing No.	Type	Maker	Q'ty	Note
58	11255807	Push Button Switch	SBS0088---	AR30FOR-20W	FUJI Electric	1	SB4
59	11255808	Push Button Switch	SBS0089---	AR30FOR-10W	FUJI Electric	2	SB7,8
60	11255809	Push Button Switch	SBS0090---	AR16E0L-C1E3W	FUJI Electric	2	SB9,10,HL4,5
61	11256322	Push Button Switch	P821064058	AR16F0T-C1W	FUJI Electric	7	SB11-22
62	11256167	Push Button Switch	SBS2680---	AR16FON-C1E3W	FUJI Electric	2	SB13,16,HL6,7
63	11255812	Push Button Switch	SBS0093---	AR16F0T-C1S	FUJI Electric	1	SB17
64	11255813	Push Button Switch	SBS0094---	AR16F5T-C2W	FUJI Electric	1	SB25
65	11256168	Key Select Switch	SBS2681---	AR30JR-3A11A	FUJI Electric	1	SA23
66	11254957	Control Box	P821818019	FB1W-111Y	IDEC	1	
67	11254954	Push Button Switch	P821086042	HW1B-V311R	IDEC	1	SB1-2
68	11256169	Inverter Box	SBS2682---	300X500X240		1	
69	11255795	Ground Bar	SBS0076---	60X40	AMADA	1	
70	11256170	Louver	SBS2683---	RSLP-12	NITTO Industry	2	
71	11256171	Key Select Switch	SBS2684---	AR30JR-2A11B	FUJI Electric	1	SA31
72	11255968	Key Select Switch	P820004076	AR30PR-211B	FUJI Electric	2	SA32,33
73	11255808	Push Button Switch	SBS0089---	AR30FOR-10W	FUJI Electric	6	SB35-40
74	11162927	Indicator Apparatus	P843006004	UP8-2489-G	IDEC	1	HL10
75	11254957	Control Box	P821818019	FB1W-111Y	IDEC	2	
76	11254954	Push Button Switch	P821086042	HW1B-V311R	IDEC	2	SB31,32

## Unit No. 61

## Electrical Enclosure EU

From Serial No.38200002(EU\_EXP)\_38300002(DOM) and after

Index	Code	Parts Name	Drawing No.	Type	Maker	Q'ty	Note
77	11256172	Hydraulic Junction Box	SBS2685---	225X330X70		1	
78	11256338	Block Terminal	P864002026	BN15MW	IDEC	2	
79	11256328	Metallic Connector	P860003010	MS3106B20-27P	JAE	1	CN123
80	11256173	Metallic Connector	SBS2686---	MS3106B20-29P	JAE	1	CN124
81	11256174	Lifter and Pusher Unit Junction Box	SBS2687---	120X260X70		1	List Only
82	11256338	Block Terminal	P864002026	BN15MW	IDEC	1	List Only
83	11256175	Metallic Connector	SBS2688---	SRCN6A21-10P	JAE	1	List Only / CN120
84	11256330	Metallic Connector	P860013004	SRCN6A16-7P	JAE	1	List Only / CN121



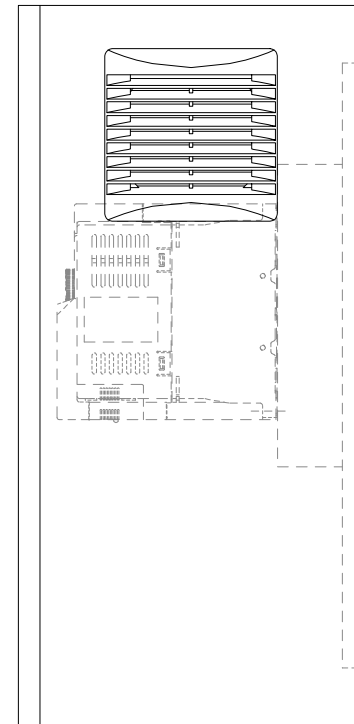
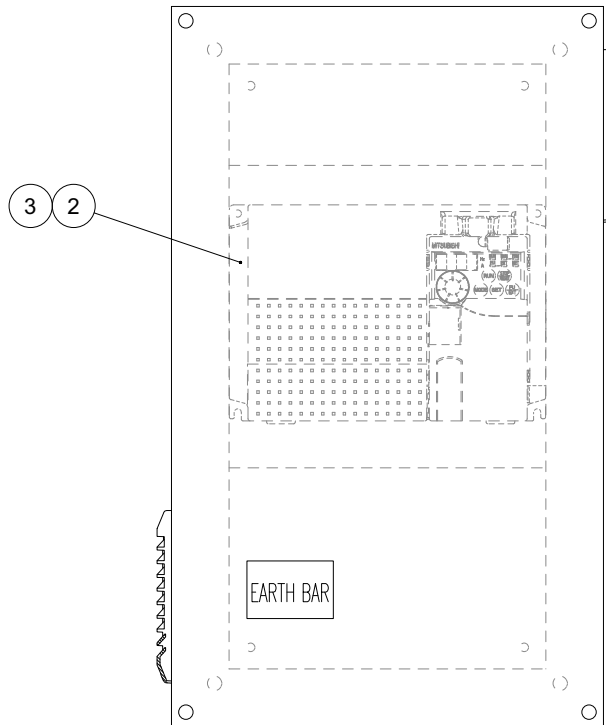
1 Inverter Box

Unit No. 62

Inverter Box EU

From Serial No.38200002(EU\_EXP)\_38300002(DOM) and after

Index	Code	Parts Name	Drawing No.	Type	Maker	Q'ty	Note
1		Inverter Box	1454770---			1	Index 2-4
2	11256036	Inverter Box	145477001-			1	
3	11256032	Inverter Box Cover	145476802-			1	
4	11256033	Inverter Box Inner Plate	145476803-			1	



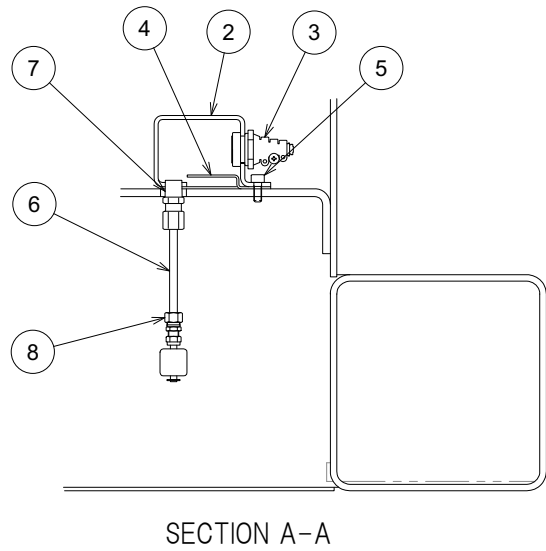
1 Electric Additional Parts 400V

Unit No. 63

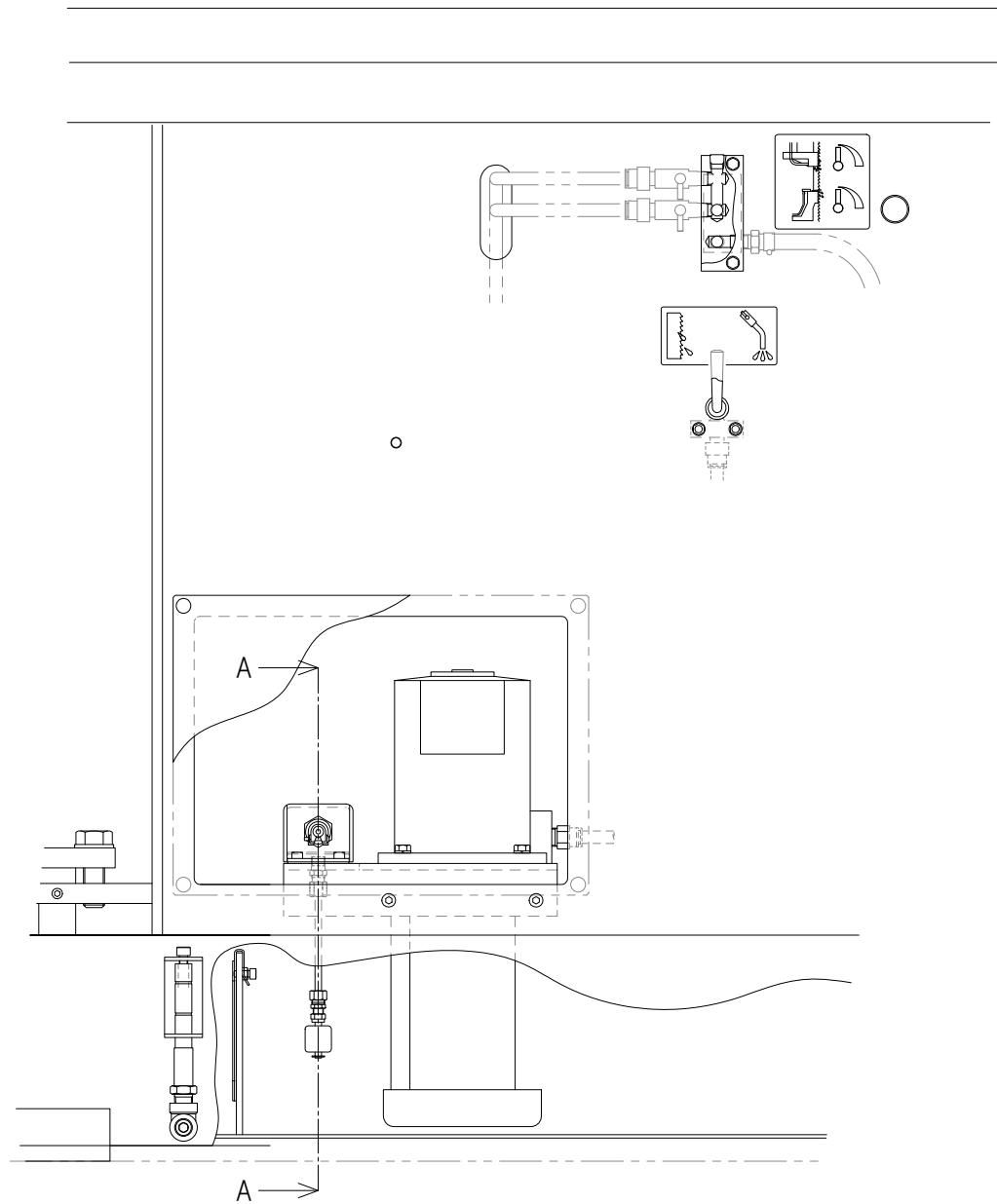
Electric 400V EU

From Serial No.38200002(EU\_EXP)\_38300002(DOM) and after

Index	Code	Parts Name	Drawing No.	Type	Maker	Q'ty	Note
1		Electric Additional Parts 400V	1454778---			1	Index 2,3
2	11256291	Inverter	P720006029	FR-E740-7.5K	mitsubishi	1	
3	11254974	Noise Filter	P840048025	FR-E5NF-H7.5K	mitsubishi	1	



1 Cutting Fluid Level Gauge Additional Parts



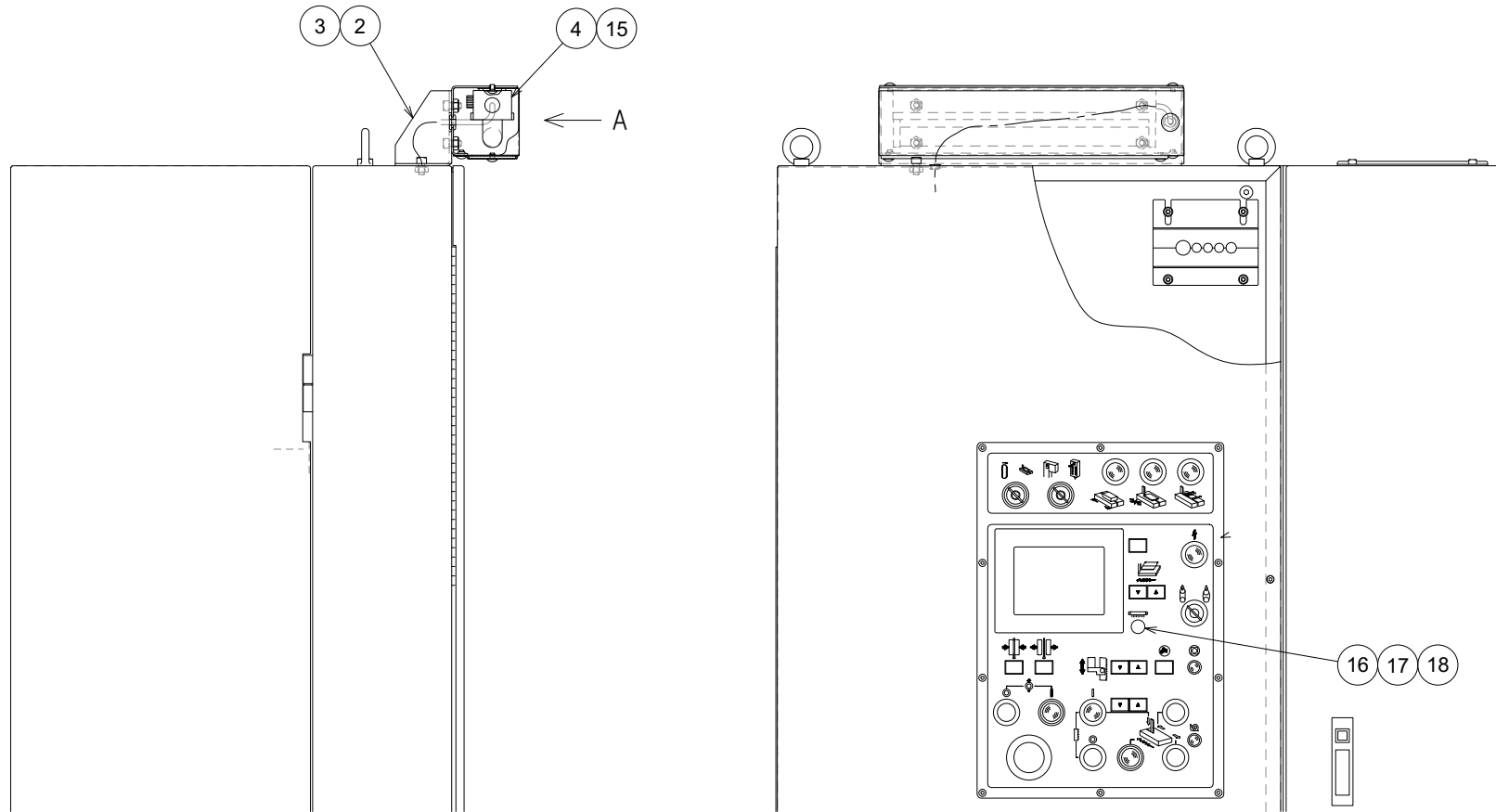
## Unit No. 64

## Cutting Fluid Level Gauge EU

From Serial No.38200002(EU\_EXP)\_38300002(DOM) and after

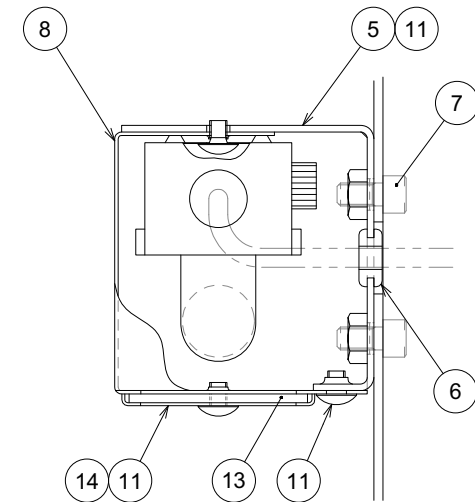
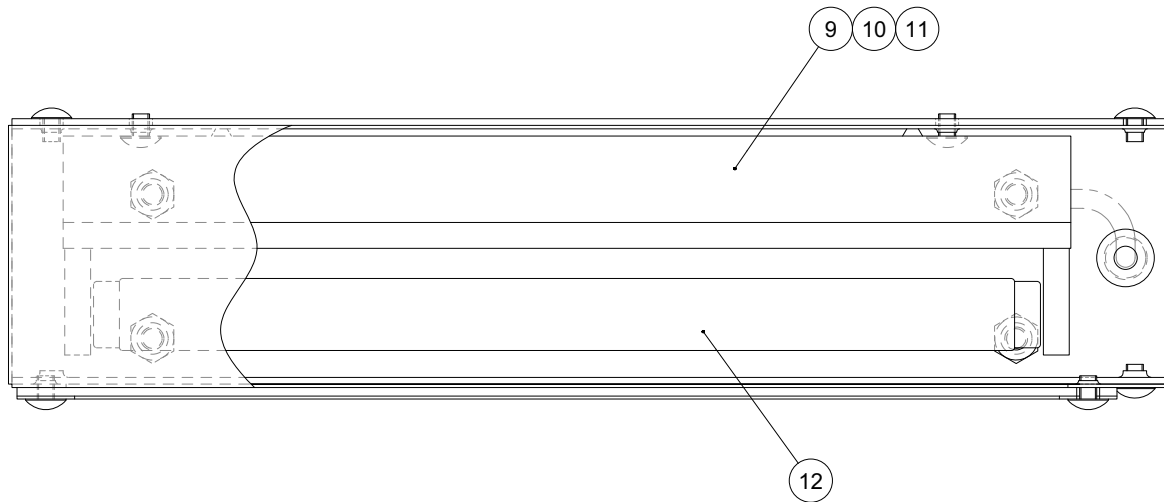
Index	Code	Parts Name	Drawing No.	Type	Maker	Q'ty	Note
1		Cutting Fluid Level Gauge Additional Parts	1454790---			1	Index 2-8
2	11256128	Float Switch Bracket	1454908---			1	
3	11254988	Accessory for Conduit	P866103001	OA-1	OHM Electric	1	
4	11254021	Shelf	1205560	T1.6		1	
5	11160309	Hex Socket Cap Screw	P330220006	M6X15		2	
6	11255259	Pipe for Float Switch	1451436	D6XT1		1	
7	11254870	Bite Type Pipe Fitting	P585033016	S-6X1/4	BAN SS	2	
8	11254969	Level Switch	P829308004	OLV-2B(2M)	NOHKEN Industry	1	





1 Work Light Additional Parts

1454763--B



4 Working Light

1453486---

Unit No. 65  
Work Light EU

From Serial No.38200002(EU\_EXP)\_38300002(DOM) and after

Index	Code	Parts Name	Drawing No.	Type	Maker	Q'ty	Note
1		Work Light Additional Parts	1454792---			1	Index 2-18
2	11256024	Bracket	1452933---	T6		1	
3	11139816	Hex Socket Cap Screw	P330230004	M8X15		2	
4	11255715	Working Light	1453486---			1	Index 5-14
5	11255660	Upper Cover	1453661---	T2.3		1	
6	11255827	Bush for Cable	P229112002	C-30-BW-8-2	TAKIGEN	1	
7	11139815	Hex Socket Cap Screw	P330230002	M8X12	JIS	2	
8	11255661	Under Cover	1453662---	T1.2		1	
9	11255741	Fluorescent Lamp Unit	7720422---	M-1114T11-A/B		1	
10	11255974	Accessory for Fluorescent Lamp	P850318001	FG-7E	NEC	1	
11	11255892	Truss Head Screw	P334130010	M6X8	JIS	8	
12	11255973	Fluorescence Lamp	P850308001	FL10W	NEC	1	
13	11255211	Acrylic Cover	1280832			1	
14	11255212	Cover Holder	1280834			1	
15	11139816	Hex Socket Cap Screw	P330230004	M8X15		4	
16	11256321	Push Button Switch	P821064009	AH165-E5W22	FUJI Electric	1	
17	11256326	Varistor	P840078003	ERZV20D271	MATSUSHITA	1	
18	11256325	Spark Killer	P840058001	SKVB104120	SHIZUKI	1	