




ERCut7



Easy Cut

240 - No indexation



3100.00 mm

--/--

innovative technologies

**Firstly ensure below test lamp is on then press marked tool figure on screen**

START

STOP

TEST

EMERGENCY





**ERMAKSAN**

ERCut7



Easy Cut

.... **code: 3333**



1

2

3

4

5

6

7

8

9

OK

0

X



**enter code and  
press OK**

innovative technologies.

START



STOP









TEST



EMERGENCY



 **General**

	Language = EN	
	Unit = mm	
	Brightness = 25%	
	Autocut TDC time = 0.00 s	
	Manual control	
	Setup	
	Service	
	<b>Parameters</b>	

**Parameters** ← select parameters

... - Mar 10 2017

innovative **technologies.**

STOP

TEST

EMERGENCY





ERMAKSAN

ERCut7



General backgauge

Encoder factor = 399.75 p/mm

Reference position = 1000.00 mm

Positive direction limit = 1150.40 mm

Negative direction limit = -100 mm

Parking start position = 1000.00 mm

Parking end position = 1000.00 mm

Invert encoder input = No

Invert movement direction = No

Backgauge disable = No



Find marked parameter by pressing curved arrow button below

innovative technologies.

START



STOP

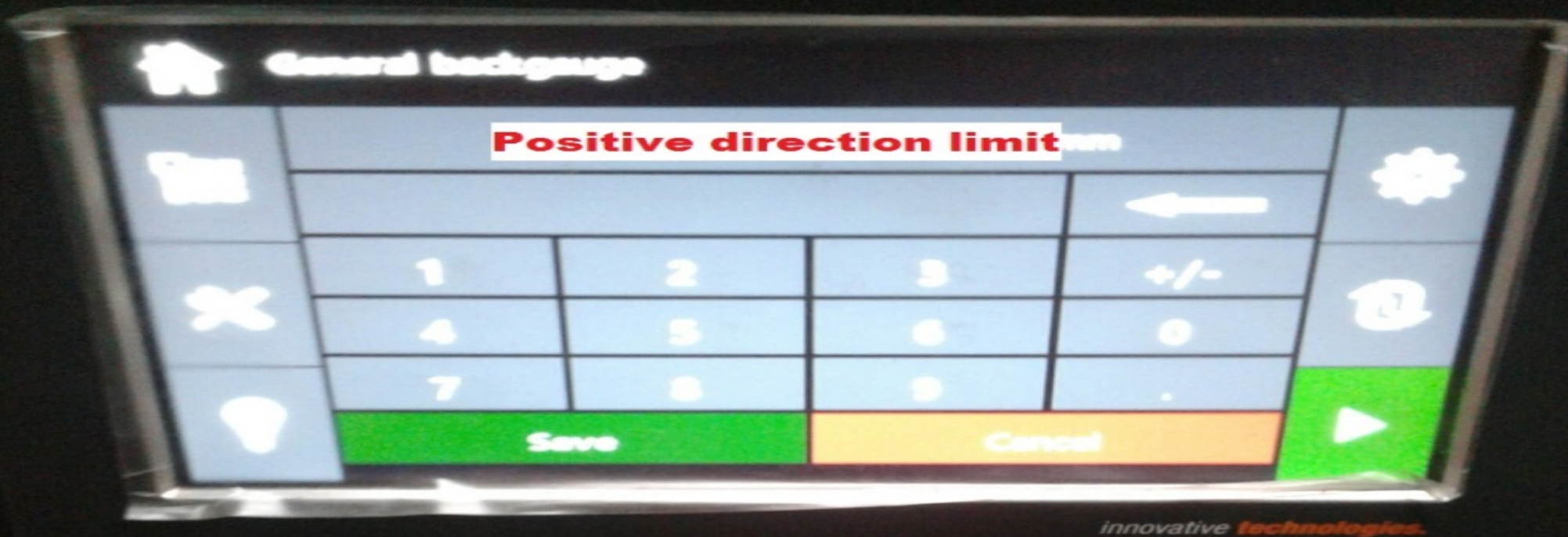


TEST



EMERGENCY





innovative technologies.

**add or subtract backgauge real dimension difference from this value and Save new value**

**(for example: you send backgauge to 100mm on screen but you measure real value 105 mm by tape, you need to increase this parameter by 5 mm.**

STA

EMERGENCY

