


Unique and Innovative Design

PROTECTOR


Longer Blade Life

Prevents tooth breakage, virtually eliminating excessive tooth stripping due to the domino effect when cutting structural materials.



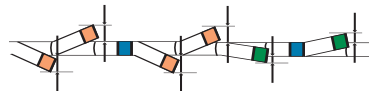
Faster Cutting Rate

Withstands the shock of interrupted cuts, allowing for heavier penetration for faster cutting rates.



Set Design

The broaching style set pattern was designed to eliminate pinching, therefore preventing the blade from binding in the cut.

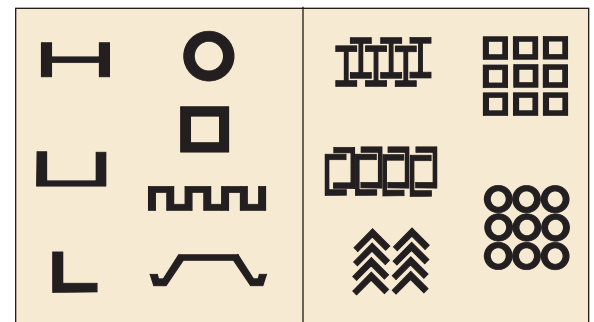


Specifications

Blade Size	Pitch
3/4" x 0.035"	4/6P
1" x 0.035"	3/4P - 4/6P
1 1/4" x 0.042"	3/4P - 4/6P
1 1/2" x 0.050"	2/3 - 2/3WS 3/4P - 3/4P WS - 4/6P
2" x 0.063"	2/3 - 2/3WS 3/4P - 3/4P WS - 4/6P
2 5/8" x 0.063"	2/3 - 3/4P - 4/6P

WS=Wide Set

Applications



M42 Spec. PR-EX is available.

Specifications may change without notice at the sole discretion of Amada's Engineering Department.