

LENOX[®]
METALMAX™

AHB

TOOLING & MACHINERY

COMPLETE
METALWORKING
SOLUTIONS

(800) 991-4225

www.ahbinc.com

ISO Certified

customerservice@ahbinc.com



LENOX METALMAX™ is a new alternative to abrasive cut-off wheels. Its breakthrough diamond technology delivers extreme durability to help you maximize work efficiencies and reduce costs in your metal cutting jobs.



1000+ CUTS

30X LONGER WHEEL LIFE



1000+ CUTS

LENOX METALMAX delivers 1,000 or more cuts with no need for wheel changes. That is 30 times longer life than thin bonded cut-off wheels.

* Average performance for 4.5" wheel in 1" carbon steel square tube vs thin bonded abrasive cutoff wheels.



DIAMETER RETENTION

Because LENOX METALMAX is made with diamonds, it doesn't get smaller. The cutting depth stays the same throughout its life, meaning better control, reach and precision.



SAFETY

LENOX METALMAX is made with a solid steel body that is stronger to greatly reduce the risk of breakage.





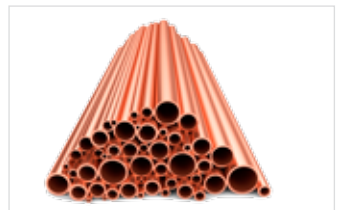
LESS DUST RESIDUE

With LENOX METALMAX there is less odor and dust residue as the wheel does not wear down like bonded abrasives. Visible sparks originate only from the material being cut.



ONE WHEEL, MULTIPLE MATERIALS

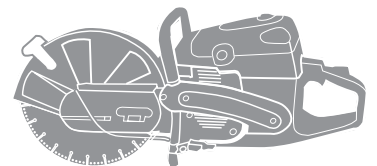

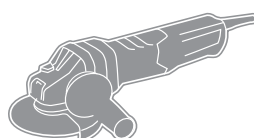
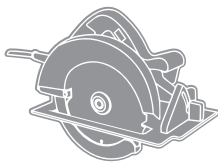
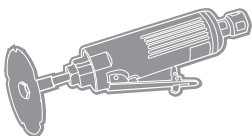
LENOX METALMAX™ is recommended for multiple types of metal including steel, sheet metal, stainless steel, rebar, cast iron, aluminum and non-ferrous metals.

**TUBES & STRUCTURAL****SHEET METAL****STAINLESS STEEL****SOLIDS****REBAR****CASTINGS****STEEL PLATES****NON-FERROUS**

When cutting aluminum, it is recommended to use LENOX LUBE TUBE (68020LNX) or some form of saw lubricant to avoid chip welding.

**POWER TOOLS AND OPERATING SETTINGS**

LENOX METALMAX is designed for use in the same power tools as bonded abrasive wheels, at the same RPMs and feed forces. No changes in operating settings are required. Use LENOX METALMAX as you would a bonded abrasive wheel.





LENOX METALMAX™ RANGE - TYPE 1 CUT-OFF WHEELS

PRODUCT NUMBER	PRODUCT DIMENSIONS				POWER TOOL TYPE
	DIAMETER	THICKNESS	ARBOR	OPTIONAL ARBOR ADJUSTMENT	
1972914	1.5"	.050"	3/8"	1/4"	Die Grinder
1972917	2"	.050"	3/8"	1/4"	Die Grinder
1972918	3"	.050"	3/8"	1/4"	Die Grinder
1972919	4"	.050"	3/8"	1/4"	Die Grinder
1972920	4"	.050"	5/8"	1/4"	Angle Grinder
1972921	4.5"	.050"	7/8"		Angle Grinder
1972922	5"	.050"	7/8"		Angle Grinder
1972923	6"	.050"	7/8"	Diamond Knock Out	Angle Grinder/Circular Saw
1972924	7"	.060"	7/8"	Diamond Knock Out	Angle Grinder/Circular Saw
1972925	8"	.060"	5/8"	Diamond Knock Out	Circular Saw
1972926	10"	.100"	5/8"		Stationary/Small Chop Saw
1972927	12"	.130"	1"		Chop Saw
1972929	14"	.130"	1"		Chop Saw
1972930	12"	.150"	1"	20mm	Gas Saw
1972932	14"	.150"	1"	20mm	Gas Saw

