

LYNDEX NIKKEN



STANDARD PRODUCT CATALOG





Lyndex-Nikken. Together, Lyndex and Nikken represent the best of both worlds: Extreme Quality and Advanced Technology.

Though only recently established, Lyndex-Nikken already has a long history of success. Founded nearly three decades ago, Lyndex Corporation set the standard for quality toolholding in the U.S. Nikken, on the other hand, was established in Japan over a half century ago and has a rock solid reputation as the number one manufacturer of toolholders and machine tool accessories.

From the joining of these two great companies emerges an even greater company. Lyndex-Nikken boasts a broader product line, more service personnel and a higher degree of engineering support and technology.

Best of all, the quality that you've come to expect from Lyndex is further reinforced through the addition of Nikken products.

Complementing this extensive inventory is expanded support. From Lyndex-Nikken, you are assured of the highest levels of knowledge-based engineering and service.

Superior quality and technology, as well as selection and service, make Lyndex-Nikken your single source for toolholders and machine tool accessories.



Lyndex Corporation began in 1979 as a supplier of 5C and R8 collets. The company was founded with a vision of becoming the industry's premier supplier of quality toolholders.

Over the years, Lyndex's product line has evolved to include a vast selection of toolholding and accessories. Commitment of quality products and excellent service has earned Lyndex industry-wide attention.

Partnering with Nikken has further enhanced opportunities for Lyndex and Lyndex customers.



Nikken Kosakusho Works, Ltd. has dominated Japan's toolholding market almost since its inception in 1953. Established by Mr. Matsumoto, a top name in Japan's machine tool market, Nikken is committed to technological advancement and customer satisfaction.

Today, Nikken annually produces over 300,000 toolholders, 2,500 CNC rotary tables and 250,000 reamers. A global company, Nikken's sales and technical service network consists of over 600 employees worldwide.

Through joining forces with Lyndex, Nikken will further establish its presence in the U.S. toolholding marketplace.



Standard Products

Our complete range of quality-driven toolholding solutions are designed to meet your strictest requirements. Our extensive line features the industry's most trusted ER Collet Chucks, End Mill Holders and Tap Holders.



Hole Making

Featuring the ZMAC, our world-class boring heads are extremely rigid and precise. A shoulder support and locking screw (located closer to the cutting edge) ensures stable operation. The dial ring and cartridge are precision-matched for improved accuracy.


Advanced Products

Maximize the potential of your machine tools with our technologically superior tooling. Our advanced line includes High-Speed SK, Insider Collet Chucks, Ultra-lock Milling Chucks, our HSBalance™ tooling line as well as productivity-driven AngleHeads and HiSpinners.



CNC Rotary Tables

Our complete line of CNC Rotary Tables are known worldwide for their wear-resistance, rigidity and high-speed rotation. Ion-nitrided worm wheels and carbide worm screws reduce friction and wear by up to 8 times (compared to common phosphorous bronze and aluminum bronze worm construction).





Presettters

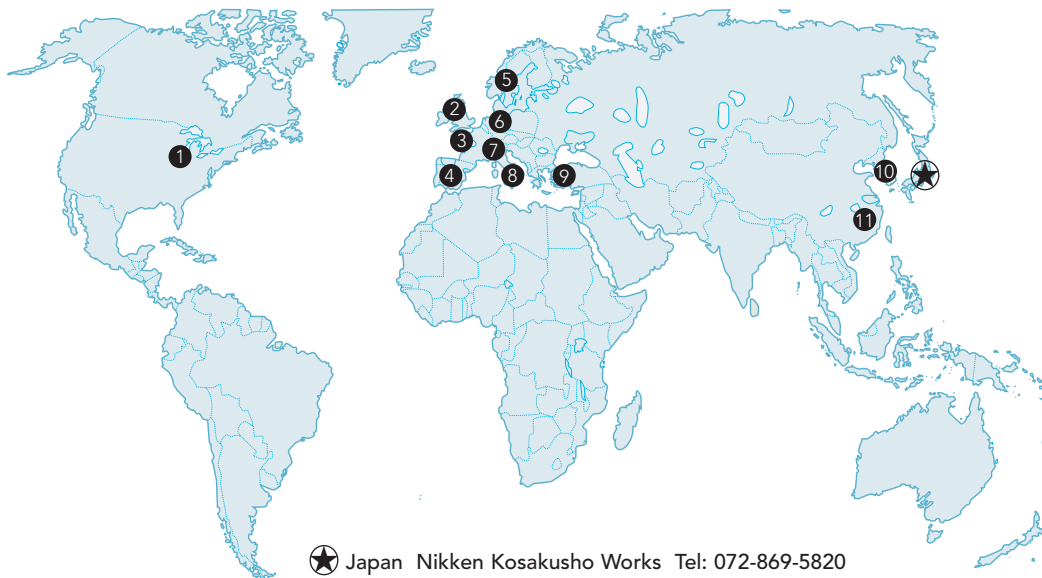
Presettters from Elbo Controlli reduce valuable tooling set-up time. Our E238, E348, E450 and E458 presettters maximize accuracy and ease of operation, are solidly constructed, include an intuitive icon-driven control system and feature a specially designed C-MOS camera system.

Live Tools

Our Alps and Benz line of live tooling meets the industry's demand for superior technology, precision and selection. Choose from standard or custom designs in axial or radial configurations. Various shank tooling and collets are available.



Nikken Worldwide



★ Japan Nikken Kosakusho Works Tel: 072-869-5820

- | | | | | | |
|------------|-----------------------|----------------------------|----------------|-----------------------|----------------------|
| 1. USA | Lyndex Nikken | Tel: (847) 367-4800 | 7. Switzerland | Nikken Switzerland AG | Tel: (041) 748-5000 |
| 2. UK | Nikken Kosakusho UK | Tel: (01709) 366306 | 8. Italy | Vega International | Tel: (011) 9456330 |
| 3. France | Procomo France S.A. | Tel: 01.69.19.17.35 | 9. Turkey | Nikken Turkey | Tel: (0216) 464-0620 |
| 4. Spain | Cutting Tool S.L. | Tel: (943) 494144 | 10. Korea | Korea Nikken LTD. | Tel: (032) 763-4461 |
| 5. Sweden | Nikken Scandinavia AB | Tel: (031) 519855 | 11. China | Nikken China | Tel: (021) 6210-2506 |
| 6. Germany | Nikken Deutschland | Tel: 0049 (0) 6142/55060-0 | | | |

Nikken's Osaka-Daito Factory

Open in 2003, Nikken's state of the art production facility sits on 12 acres and includes 237,000 square feet of manufacturing space and 26,000 square feet of office space.



MILLING CHUCKS
END MILL HOLDERS
SHELL MILL HOLDERS
COLLET CHUCKS
DRILL CHUCKS
TAP HOLDERS
STUB, BORING, BLANK



Machine Center Line with 3Lock Spindles



NC Lathe Line



Tool Grinding Line



Carbonizing and Sub-Zero Treatment



Ion Nitriding

MILLING CHUCKS

END MILL HOLDERS

SHELL MILL HOLDERS

COLLET CHUCKS

DRILL CHUCKS

TAP HOLDERS

STUB, BORING, BLANK

MILLING CHUCKS
MILLING CHUCKS
END MILL HOLDERS
END MILL HOLDERS
SHELL MILL HOLDERS
SHELL MILL HOLDERS
COLLET CHUCKS
COLLET CHUCKS
DRILL CHUCKS
DRILL CHUCKS
TAP HOLDERS
TAP HOLDERS
STUB, BORING, BLANK
STUB, BORING, BLANK

Lyndex-Nikken Part Numbers

We continue to utilize our original system for the standard products (shown below) and have incorporated Nikken's part numbers for their product.

The Taper Descriptions are self-explanatory with the addition of:

- C = Milling Chucks
- SK = SK / LSK
- MMC = MMC / Insider
- SZF = Bullseye
- VC = VC Holder
- FMD = Face Mill Adapter
- MCAT or MBT = 3Lock Taper
- NPU = Drill Chuck
- MOL = Fluid Head - Side Lock Style
- MOK = Fluid Head - SK Collet Style
- MOC = Fluid Head - Milling Chuck Style
- G in conjunction with C or SK = High Speed
- F = Din 69871 FormB (Flange Coolant)
- C in conjunction with SK = High Pressure Coolant

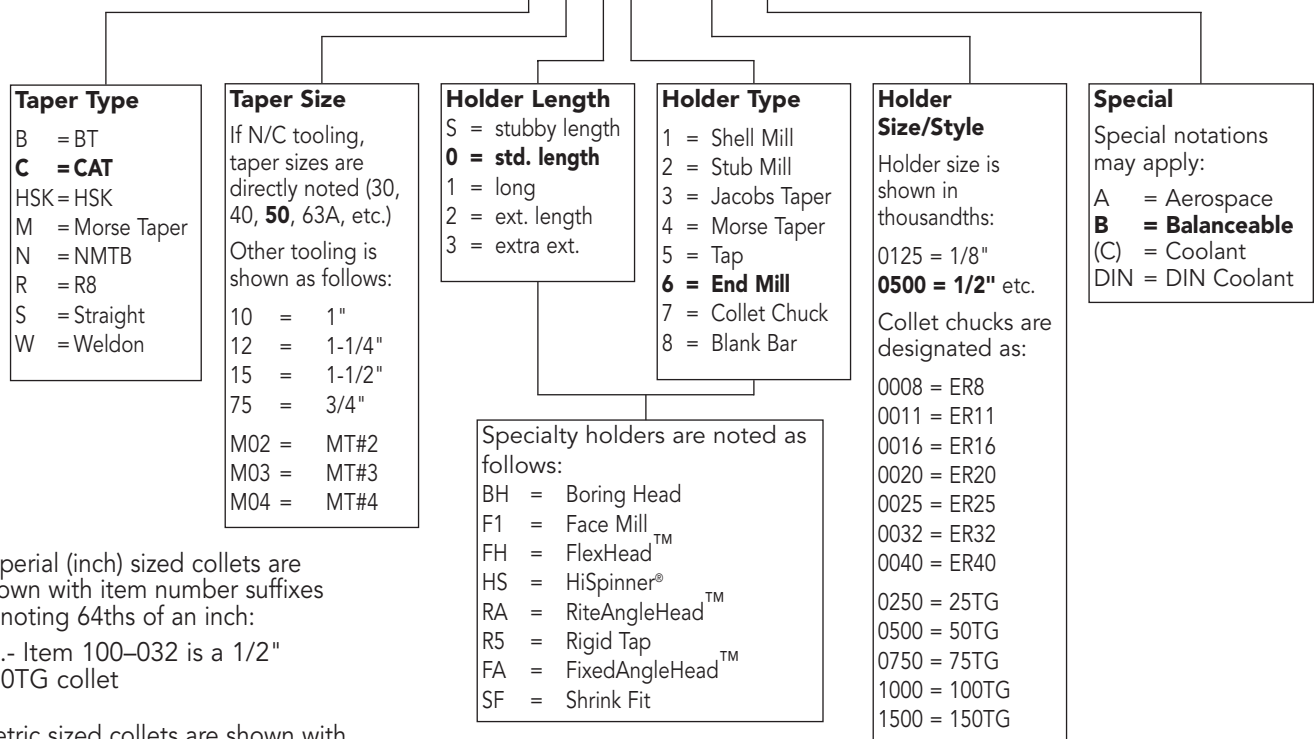
Nikken Example: CAT40-GSK25C-90



Here's how we derive our Lyndex toolholder part numbers.
Reviewing this numbering system will help you to quickly identify Lyndex toolholders in this catalog.

The example, item C5006-0500B, is a **CT50 taper 1/2" balanceable end mill holder.**

C 50 0 6 - 0500 B



Imperial (inch) sized collets are shown with item number suffixes denoting 64ths of an inch:
i.e.- Item 100-032 is a 1/2" 100TG collet

Metric sized collets are shown with item number suffixes denoting its maximum capacity in thousandths of an inch:
i.e.- Item E25-196 is a 4 - 5mm ER25 collet

All specifications listed in this catalog are subject to change without notice.

Table of Contents

MILLING CHUCKS

Technical Characteristics and Features	10-12
CT Taper Ultra-Lock™	13
BT Taper Ultra-Lock™	14
NMTB Taper Ultra-Lock™	15
HSK Taper Ultra-Lock™	16
Milling Chuck Collets	17-20
Milling Chuck Collets Accessories	21-22

END MILL HOLDERS

CT40 End Mill Holders	24-26
CT45 End Mill Holders	27
CT50 End Mill Holders	28-31
CT50 Aerospace End Mill Holders	32
CT Extended Length End Mill Holders	33
BT30 End Mill Holders	34
BT35 End Mill Holders	35
BT40 End Mill Holders	36-37
BT45 End Mill Holders	37
BT50 End Mill Holders	38
HSK63A End Mill Holders	39
HSK100A End Mill Holders	40
NMTB30 End Mill Holders	41
NMTB40 End Mill Holders	41
NMTB50 End Mill Holders	42
R8 End Mill Holders	43
Straight Shank End Mill Holders	43
MT End Mill Holders	44
Replacement Set Screws	44

SHELL MILL HOLDERS

CT Taper Shell Mill Holders	46-47
CT Taper Face Mill Holders	47
BT Taper Shell Mill Holders	48-49
BT Taper Face Mill Holders	49
HSK Shell Mill Holders	50
HSK Face Mill Holders	51
NMTB Taper Shell Mill Holders	52
NMTB Taper Face Mill Holders	52
R8 Shell Mill Holders	53
Replacement Parts	54

COLLET CHUCKS

ER Series	
CT Taper Collet Chucks	56-57
CT Extended Length Collet Chucks	58
BT Taper Collet Chucks	59-60

9-22

23-44

45-54

55-108

HSK Collet Chucks	60-61
NMTB Taper Collet Chucks	61
R8 Collet Chucks	62
Collet Extensions	62
Collets - Standard & Coolant	63-79
Tap Collets - Standard & Coolant	80-82
Collet Racks & Kits	83
Replacement Nuts & Wrenches	84

TG Series

CT Taper Collet Chucks	85-86
BT Taper Collet Chucks	87
NMTB Taper Collet Chucks	88
R8 Collet Chuck	88
SS Collet Chucks	89
MT Collet Chucks	89
Collets - Standard & Coolant	90-96
Collet Racks & Accessories	97
Replacement Nuts & Wrenches	98

DA Series

CT Taper Collet Chucks	99
BT Taper Collet Chucks	100
NMTB Taper Collet Chucks	101
Collet Extensions	101
Collets & Sets	102-104
Collet Racks & Kits	105
Replacement Parts	106

Collet Dimensional Data

107-108

DRILL CHUCKS

109-116

Integral Keyless Drill Chucks

CT Taper	110
BT Taper	110
NMTB Taper	110
HSK	110
Straight Shank	111
Replacement Chucks & Wrenches	111

Jacobs Taper Holders

CT Taper	112
BT Taper	112
NMTB Taper	113
R8 Taper	113
Jacobs® Drill Chucks	114

Morse Taper Holders

CT Taper	115
BT Taper	115
NMTB Taper	116
R8 Taper	116

MILLING CHUCKS

END MILL HOLDERS

SHELL MILL HOLDERS

COLLET CHUCKS

DRILL CHUCKS

TAP HOLDERS

STUB, BORING, BLANK

Table of Contents (continued)

TAP HOLDERS	117-142	R8/5C/3J/16C COLLETS	149-160
Standard Tap Holders		R8 Collets	
CT Taper - Tension/Compression	118	R8 Inch Collets & Sets	150
CT Taper - Rigid	118	R8 Metric Collets	151
BT Taper - Tension/Compression	119	R8 Racks	151
BT Taper - Rigid	120	5C Collets	
NMTB Taper - Tension/Compression	120	5C Round Collets & Sets	152-153
HSK Taper - Tension/Compression	121	5C Hex Collets	154
HSK Taper - Rigid	122	5C Square Collets	154
Straight Shank - Tension/Compression	123	5C Step Collets	154
Weldon Shank - Tension/Compression	123	5C Stops & Blocks	155
Weldon Shank - Rigid	124	5C Rack & Wrench	155
MT - Tension/Compression	124	3J Collets	
Coolant Thru Tap Holders		3J Round Collets	156
CT Taper - Tension/Compression	125	3J Hex Collets	157
CT Taper - Rigid	125	3J Square Collets	157
BT Taper - Tension/Compression	126	3J Stop & Wrench	157
BT Taper - Rigid	126	16C Collets	
Weldon Shank - Tension/Compression	127	16C Round Collets	158
Weldon Shank - Rigid	127	16C Hex Collets	159
Tap Collets		16C Square Collets	159
Positive Drive -Standard & Slotted	128-130	16C Stop & Wrench	159
Positive Drive - ISO/DIN/JIS	131-133		
Positive Drive - Collet Sets	134	RETENTION STUDS	161-164
Torque Control - Standard & Slotted	135-137	Dimensional Information	162
Torque Control - Collet Sets	137	CT Taper	163
Torque Control - ISO/DIN/JIS	138-140	BT Taper	164
Tap Collet Reducers	141	ACCESSORIES	165-172
Tap Collet Racks & Wrenches	141	ToolJaws™	166-167
Tap Collet Dimensional Data	142	Tightening Fixtures	167
STUB, BORING, BLANK	143-148	PointFinders™	168
Stub Mill Holders		XYZSetters™	169
CT Taper	144	ZeroSetters™	169
BT Taper	144	FlashPoint™	170
NMTB Taper	145	Spindle Wipes	171
R8 Taper	145	Tool Wagon	172
Replacements Nuts & Spacers	146	TECHNICAL SECTION	173-182
Boring Head Holders		Technical Data	
CT Taper	147		
BT Taper	147		
NMTB Taper	147		
Blank Bars			
CT Taper	148		
BT Taper	148		
NMTB Taper	148		
HSK Taper	148		

MILLING CHUCKS



MILLING CHUCKS

END MILL HOLDERS

SHELL MILL HOLDERS

COLLET CHUCKS

DRILL CHUCKS

TAP HOLDERS

STUB, BORING, BLANK

Nikken Ultra Lock Milling Chuck



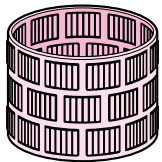
Sub Zero Treatment
Nikken Toolholders are all subjected to ultra low temperature treatment of -90°C after carburizing. This treatment removes residual austenite to prevent deformation for many years



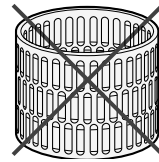
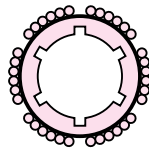
Chucking Torque and Durability

All of the Ultra Lock Milling Chucks incorporate the multi-roller system including 140% more needle rollers than the other imitations. In addition, The retainer is not made of phosphorus bronze, but of a special steel which will never break.



Nikken's Needle roller bearings are arranged in perfect order and density to allow for even gripping torque and smooth operation



Nikken Multi-Roller System




Imitation Multi-Roller System





Uniform Chip Size

Consistent chips show optimum performance of cutting tool, generating maximum tool life.



Rigidity and Chucking Torque

Internal slots together with a thickened wall of the chuck body ensures no distortion even at heavy milling. Thus, smooth milling work is achieved without the vibration or slipping of the end mill.

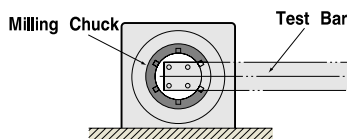
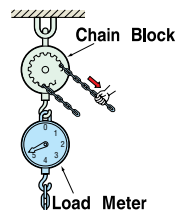
Effects of Internal Slots

Internal slots allow for no decrease in gripping torque even if oil remains on the end mill shank. Without slots, chucking torque is greatly reduced allowing for slippage.


Thick wall and slots provides strong chucking torque and rigidity. Further, slots function as an escape for oil.

Chucking Torque Test Data (C42)

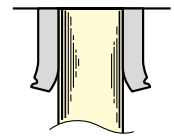
	Oil is removed completely	Trace amounts of oil	%
Nikken With Slots	3,600 ft. lbs.	3,500 ft. lbs.	5% down
Others Without Slots	2,500 ft lbs	900 ft. lbs.	67% down



Only the Ultra-Lock Milling Chuck perfectly clamps even at 3mm from the chuck nose.



NIKKEN MULTI-LOCK Milling Chuck



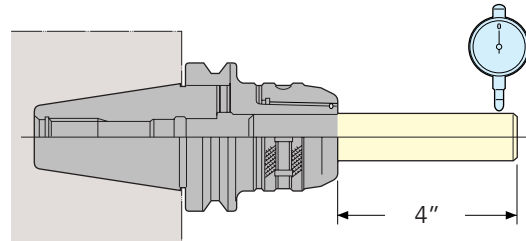
Other imitation chuck

Stable Milling with Stopper

The tightening stopper is located where the maximum efficiency of chucking torque is exerted. Tightening the chuck close to the flange face ensures smooth, stable and reliable milling work.

Fine Run-Out Accuracy

The finest run-out accuracy of any Milling Chuck (0.0002 at 4.0" from the nose).



High Speed Tools

Lyndex-Nikken has a wide range of high speed products available. Please refer to our Advanced Product Catalog for more information about Nikken's high speed Milling Chucks.

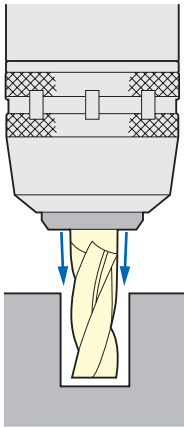


Ultra-Lock™ Milling Chuck Collets

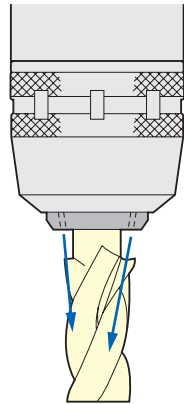
The Ultra-Lock™ Milling Chuck Collets are designed to insure uniform collapsing around the cutting tool shank. This provides maximum gripping power as well as concentric positioning of the cutting tool. Collets are available for all Ultra-Lock Milling Chucks in inch and metric sizes including coolant thru styles. Cutting tool shank tolerance is H7.



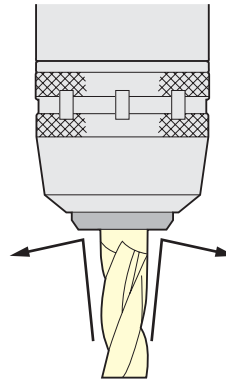
Examples of Coolant Thru Options



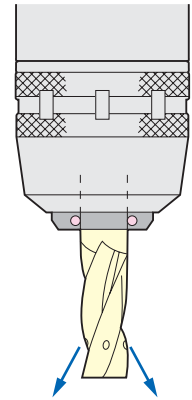
For Grooving.



For cutters with cutting diameter which is larger than the shank diameter



Prevention of the swarf contamination.



A front nut with an O-ring seal, for use with coolant thru cutter, is also available as an option



Coolant-Thru Nut

When paired with the Ultra-Lock™ Milling Chuck Coolant Collet (not shown), the Coolant-Thru Nut forms a complete seal around the cutting tool. This combination is well suited for coolant-thru cutting tools. Both the Coolant Collet and the Coolant-Thru Nut must be ordered on size for each cutting tool (see page 21-22 for sizes and part numbers).



Slotted Nut

When paired with the Ultra-Lock™ Milling Chuck Coolant Collet (not shown), the Slotted Nut allows coolant to travel down the shank of the cutting tool to the cutting edge. This combination is well suited for non-coolant-thru cutting tools. Both the Coolant Collet and the Slotted Nut must be ordered on size for each cutting tool (see page 21-22 for sizes and part numbers).

CT TAPER ULTRA-LOCK™ MILLING CHUCKS




Part Number	Taper	Collet Series	Clamping Range	d	L	L1	D
CAT40-C3/4-85	CT40	KM3/4	0.125-0.750"	0.750"	3.346"	3.150"	2.047"
CAT40-C3/4-105	CT40	KM3/4	0.125-0.750"	0.750"	4.134"	3.150"	2.047"
CAT40-C3/4-120	CT40	KM3/4	0.125-0.750"	0.750"	4.724"	3.150"	2.047"
CAT40-C1-85	CT40	KM1	0.125-1.000"	1.000"	3.346"	3.150"	2.362"
CAT40-C1-105	CT40	KM1	0.125-1.000"	1.000"	4.134"	3.150"	2.362"
CAT40-C1.1/4-85	CT40	KM1-1/4	0.187-1.250"	1.250"	3.346"	3.031"	2.717"
CAT40-C1.1/4-105	CT40	KM1-1/4	0.187-1.250"	1.250"	4.134"	3.543"	2.717"
CAT40-C1.1/4-120	CT40	KM1-1/4	0.187-1.250"	1.250"	4.724"	4.134"	2.717"
CAT40-C32-105	CT40	KM32	3mm - 32mm	32mm	4.134"	3.543"	2.717"
CAT45-C3/4-90	CT45	KM3/4	0.125-0.750"	0.750"	3.543"	3.150"	2.047"
CAT45-C1-105	CT45	KM1	0.125-1.000"	1.000"	4.134"	3.150"	2.362"
CAT45-C1.1/4-105	CT45	KM1-1/4	0.187-1.250"	1.250"	4.134"	4.134"	2.717"
CAT50-C3/4-105	CT50	KM3/4	0.125-0.750"	0.750"	4.134"	3.150"	2.047"
CAT50-C3/4-135	CT50	KM3/4	0.125-0.750"	0.750"	5.315"	3.150"	2.047"
CAT50-C3/4-165	CT50	KM3/4	0.125-0.750"	0.750"	6.496"	3.150"	2.047"
CAT50-C1-105	CT50	KM1	0.125-1.000"	1.000"	4.134"	3.150"	2.362"
CAT50-C1-135	CT50	KM1	0.125-1.000"	1.000"	5.315"	3.150"	2.362"
CAT50-C1.1/4-90	CT50	KM1-1/4	0.187-1.250"	1.250"	3.543"	4.134"	2.717"
CAT50-C1.1/4-105	CT50	KM1-1/4	0.187-1.250"	1.250"	4.134"	4.134"	2.717"
CAT50-C1.1/4-135	CT50	KM1-1/4	0.187-1.250"	1.250"	5.315"	4.134"	2.717"
CAT50-C1.1/4-165	CT50	KM1-1/4	0.187-1.250"	1.250"	6.496"	4.134"	2.717"
CAT50-C32-105	CT50	KM32	3mm - 32mm	32mm	4.134"	4.134"	2.717"
CAT50-C32-165	CT50	KM32	3mm - 32mm	32mm	6.496"	4.134"	2.717"
CAT50-C2-125	CT50	KM2	1.000-2.000"	2.000"	4.921"	3.228"	4.134"

CT TAPER ULTRA-LOCK™ MILLING CHUCKS (DIN)

Part Number	Taper	Collet Series	Clamping Range	d	L	L1	D
CAT40-C3/4F-85	CT40	KM3/4	0.125-0.750"	0.750"	3.346"	3.150"	2.047"
CAT40-C3/4F-105	CT40	KM3/4	0.125-0.750"	0.750"	4.134"	3.150"	2.047"
CAT40-C1F-105	CT40	KM1	0.125-1.000"	1.000"	4.134"	3.150"	2.362"
CAT40-C1F-85	CT40	KM1	0.125-1.000"	1.000"	3.346"	3.150"	2.362"
CAT40-C1.1/4F-105	CT40	KM1-1/4	0.187-1.250"	1.250"	4.134"	3.543"	2.717"
CAT40-C1.1/4F-120	CT40	KM1-1/4	0.187-1.250"	1.250"	4.724"	4.134"	2.717"
CAT50-C3/4F-105	CT50	KM3/4	0.125-0.750"	0.750"	4.134"	3.150"	2.047"
CAT50-C3/4F-135	CT50	KM3/4	0.125-0.750"	0.750"	5.315"	3.150"	2.047"
CAT50-C1F-105	CT50	KM1	0.125-1.000"	1.000"	4.134"	3.150"	2.362"
CAT50-C1F-135	CT50	KM1	0.125-1.000"	1.000"	5.315"	3.150"	2.362"
CAT50-C1.1/4F-105	CT50	KM1-1/4	0.187-1.250"	1.250"	4.134"	4.134"	2.717"
CAT50-C1.1/4F-135	CT50	KM1-1/4	0.187-1.250"	1.250"	5.315"	4.134"	2.717"

Note: Spanner Wrench not included.

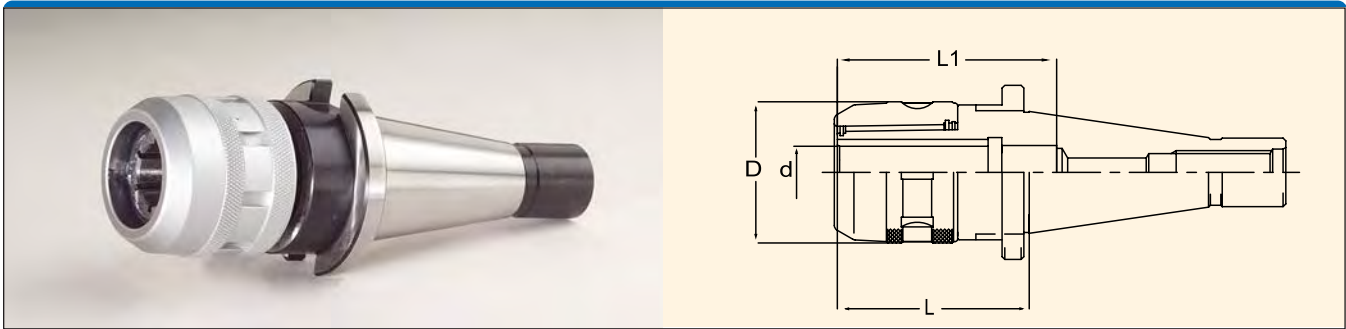
BT TAPER ULTRA-LOCK™ MILLING CHUCKS



Part Number	Taper	Collet Series	Clamping Range	d	L	L1	D
BT30-C3/4-75	BT30	KM3/4	0.125-0.750"	0.750"	2.953"	3.150"	2.047"
BT35-C3/4-70	BT35	KM3/4	0.125-0.750"	0.750"	2.756"	3.150"	2.047"
BT40-C3/4-70	BT40	KM3/4	0.125-0.750"	0.750"	2.756"	3.150"	2.047"
BT40-C3/4-105	BT40	KM3/4	0.125-0.750"	0.750"	4.134"	3.150"	2.047"
BT40-C1-70	BT40	KM1	0.125-1.000"	1.000"	2.756"	3.150"	2.362"
BT40-C1-90	BT40	KM1	0.125-1.000"	1.000"	3.543"	3.150"	2.362"
BT40-C1.1/4-85	BT40	KM1-1/4	0.187-1.250"	1.250"	3.346"	3.031"	2.717"
BT40-C1.1/4-120	BT40	KM1-1/4	0.187-1.250"	1.250"	4.724"	4.134"	2.717"
BT40-C32-105	BT40	KM32	3mm - 32mm	32mm	4.134"	3.543"	2.717"
BT45-C1.1/4-85	BT45	KM1-1/4	0.187-1.250"	1.250"	3.346"	4.134"	2.717"
BT50-C3/4-105	BT50	KM3/4	0.125-0.750"	0.750"	4.134"	3.150"	2.047"
BT50-C3/4-135	BT50	KM3/4	0.125-0.750"	0.750"	5.315"	3.150"	2.047"
BT50-C1-105	BT50	KM1	0.125-1.000"	1.000"	4.134"	3.150"	2.362"
BT50-C1-135	BT50	KM1	0.125-1.000"	1.000"	5.315"	3.150"	2.362"
BT50-C1.1/4-90	BT50	KM1-1/4	0.187-1.250"	1.250"	3.543"	4.134"	2.717"
BT50-C1.1/4-135	BT50	KM1-1/4	0.187-1.250"	1.250"	5.315"	4.134"	2.717"
BT50-C2-105	BT50	KM2	1.000-2.000"	2.000"	4.134"	3.543"	4.134"
BT50-C32-105	BT50	KM32	3mm - 32mm	32mm	4.134"	4.134"	2.717"
BT50-C32-165	BT50	KM32	3mm - 32mm	32mm	6.496"	4.134"	2.717"

Note: Spanner Wrench not included.


NMTB TAPER ULTRA-LOCK™ MILLING CHUCKS



Part Number	Taper	Collet Series	Clamping Range	d	L	L1	D
NMTB40-C3/4-70	NMTB40	KM3/4	0.125-0.750"	0.750"	2.756"	3.150"	2.047"
NMTB40-C1.1/4-105	NMTB40	KM1-1/4	0.187-1.250"	1.250"	4.134"	3.150"	2.717"
NMTB50-C3/4-65	NMTB50	KM3/4	0.125-0.750"	0.750"	2.559"	3.150"	2.047"
NMTB50-C1.1/4-90	NMTB50	KM1-1/4	0.187-1.250"	1.250"	3.543"	4.134"	2.717"
NMTB50-C2-105	NMTB50	KM2	1.000-2.000"	2.000"	4.134"	3.543"	4.134"

Note: Spanner Wrench not included.

HSK TAPER ULTRA-LOCK™ MILLING CHUCKS




Part Number	Taper	Collet Series	Clamping Range	d	L	L1	D
HSK63A-C3/4-95	HSK63A	KM3/4	0.125-0.750"	0.750"	3.740"	2.480"	2.047"
HSK63A-C3/4-110	HSK63A	KM3/4	0.125-0.750"	0.750"	4.331"	3.150"	2.047"
HSK63A-C1-100	HSK63A	KM1	0.125-1.000"	1.000"	3.937"	2.972"	2.362"
HSK63A-C1-130	HSK63A	KM1	0.125-1.000"	1.000"	5.118"	3.150"	2.362"
HSK63A-C1.1/4-110	HSK63A	KM1-1/4	0.187-1.250"	1.250"	4.331"	3.268"	2.717"
HSK63A-C1.1/4-130	HSK63A	KM1-1/4	0.187-1.250"	1.250"	5.118"	3.189"	2.717"
HSK63A-C32-130	HSK63A	KM32	3mm - 32mm	32mm	5.118"	4.055"	2.717"
HSK100A-C3/4-115	HSK100A	KM3/4	0.125-0.750"	0.750"	4.528"	3.150"	2.047"
HSK100A-C3/4-135	HSK100A	KM3/4	0.125-0.750"	0.750"	5.315"	3.150"	2.047"
HSK100A-C1-115	HSK100A	KM1	0.125-1.000"	1.000"	4.528"	3.150"	2.362"
HSK100A-C1-135	HSK100A	KM1	0.125-1.000"	1.000"	5.315"	3.150"	2.362"
HSK100A-C1.1/4-115	HSK100A	KM1-1/4	0.187-1.250"	1.250"	4.528"	3.268"	2.717"
HSK100A-C1.1/4-165	HSK100A	KM1-1/4	0.187-1.250"	1.250"	6.496"	3.189"	2.717"
HSK100A-C32-135	HSK100A	KM32	3mm - 32mm	32mm	5.315"	4.055"	2.717"
HSK100A-C2-125	HSK100A	KM2	1.000-2.000"	2.000"	4.921"	3.543"	4.134"

Note: Coolant tubes are not included.
Spanner Wrench not included.

MILLING CHUCK SPANNER WRENCHES

Part Number	Description
9HC22	3/4" Milling Chuck Spanner Wrench
9HC25	1" Milling Chuck Spanner Wrench
9HC32	1.1/4" Milling Chuck Spanner Wrench
9HC50	2" Milling Chuck Spanner Wrench
9HC32	32mm Milling Chuck Spanner Wrench

KM Collets (inch)



KM0750 INCH COLLETS

Part Number	Size
KM3/4-1/8	1/8"
KM3/4-3/16	3/16"
KM3/4-1/4	1/4"
KM3/4-5/16	5/16"
KM3/4-3/8	3/8"
KM3/4-7/16	7/16"
KM3/4-1/2	1/2"
KM3/4-9/16	9/16"
KM3/4-5/8	5/8"

KM1000 INCH COLLETS

Part Number	Size
KM1-1/8	1/8"
KM1-3/16	3/16"
KM1-1/4	1/4"
KM1-5/16	5/16"
KM1-3/8	3/8"
KM1-7/16	7/16"
KM1-1/2	1/2"
KM1-5/8	5/8"
KM1-3/4	3/4"
KM1-7/8	7/8"

KM1250 INCH COLLETS

Part Number	Size
KM1.1/4-3/16	3/16"
KM1.1/4-1/4	1/4"
KM1.1/4-5/16	5/16"
KM1.1/4-3/8	3/8"
KM1.1/4-7/16	7/16"
KM1.1/4-1/2	1/2"
KM1.1/4-9/16	9/16"
KM1.1/4-5/8	5/8"
KM1.1/4-3/4	3/4"
KM1.1/4-7/8	7/8"
KM1.1/4-1	1"

KM32 INCH COLLETS

Part Number	Size
KM32-3/16	3/16"
KM32-1/4	1/4"
KM32-5/16	5/16"
KM32-3/8	3/8"
KM32-7/16	7/16"
KM32-1/2	1/2"
KM32-9/16	9/16"
KM32-5/8	5/8"
KM32-3/4	3/4"
KM32-7/8	7/8"
KM32-1	1"


KM2000 INCH COLLETS

Part Number	Size
KM2-1	1"
KM2-1-1/4	1-1/4"
KM2-1-1/2	1-1/2"

KM Collets (metric)

KM0750 METRIC COLLETS

Part Number	Size
KM3/4-6	6mm
KM3/4-7	7mm
KM3/4-8	8mm
KM3/4-10	10mm
KM3/4-12	12mm
KM3/4-14	14mm
KM3/4-16	16mm



KM1000 METRIC COLLETS

Part Number	Size
KM1-6	6mm
KM1-8	8mm
KM1-10	10mm
KM1-12	12mm
KM1-14	14mm
KM1-16	16mm
KM1-18	18mm
KM1-20	20mm


KM32 METRIC COLLETS

Part Number	Size
KM32-6	6mm
KM32-8	8mm
KM32-10	10mm
KM32-12	12mm
KM32-14	14mm
KM32-16	16mm
KM32-20	20mm
KM32-25	25mm
KM32-26	26mm

KM1250 METRIC COLLETS

Part Number	Size
KM1.1/4-6	6mm
KM1.1/4-8	8mm
KM1.1/4-10	10mm
KM1.1/4-12	12mm
KM1.1/4-14	14mm
KM1.1/4-16	16mm
KM1.1/4-20	20mm
KM1.1/4-25	25mm

NK Collets Depth Adjustable (inch)



NK0750 INCH COLLETS

Part Number	Size
NK3/4-1/8	1/8"
NK3/4-3/16	3/16"
NK3/4-1/4	1/4"
NK3/4-5/16	5/16"
NK3/4-3/8	3/8"
NK3/4-7/16	7/16"
NK3/4-1/2	1/2"
NK3/4-9/16	9/16"
NK3/4-5/8	5/8"

NK1000 INCH COLLETS

Part Number	Size
NK1-1/8	1/8"
NK1-3/16	3/16"
NK1-1/4	1/4"
NK1-5/16	5/16"
NK1-3/8	3/8"
NK1-7/16	7/16"
NK1-1/2	1/2"
NK1-5/8	5/8"
NK1-3/4	3/4"
NK1-7/8	7/8"

NK1250 INCH COLLETS

Part Number	Size
NK1.1/4-3/16	3/16"
NK1.1/4-1/4	1/4"
NK1.1/4-5/16	5/16"
NK1.1/4-3/8	3/8"
NK1.1/4-7/16	7/16"
NK1.1/4-1/2	1/2"
NK1.1/4-9/16	9/16"
NK1.1/4-5/8	5/8"
NK1.1/4-3/4	3/4"
NK1.1/4-7/8	7/8"
NK1.1/4-1	1"

NK32 INCH COLLETS

Part Number	Size
NK32-3/16	3/16"
NK32-1/4	1/4"
NK32-5/16	5/16"
NK32-3/8	3/8"
NK32-7/16	7/16"
NK32-1/2	1/2"
NK32-9/16	9/16"
NK32-5/8	5/8"
NK32-3/4	3/4"
NK32-7/8	7/8"
NK32-1	1"


NK2000 INCH COLLETS

Part Number	Size
NK2-1	1"
NK2-1-1/4	1-1/4"
NK2-1-1/2	1-1/2"

NK Collets Depth Adjustable (metric)

NK0750 METRIC COLLETS

Part Number	Size
NK3/4-6	6mm
NK3/4-7	7mm
NK3/4-8	8mm
NK3/4-10	10mm
NK3/4-12	12mm
NK3/4-14	14mm
NK3/4-16	16mm



NK1000 METRIC COLLETS

Part Number	Size
NK1-6	6mm
NK1-8	8mm
NK1-10	10mm
NK1-12	12mm
NK1-14	14mm
NK1-16	16mm
NK1-18	18mm
NK1-20	20mm



NK32 METRIC COLLETS

Part Number	Size
NK32-6	6mm
NK32-8	8mm
NK32-10	10mm
NK32-12	12mm
NK32-14	14mm
NK32-16	16mm
NK32-20	20mm
NK32-25	25mm
NK32-26	26mm

NK1250 METRIC COLLETS

Part Number	Size
NK1.1/4-6	6mm
NK1.1/4-8	8mm
NK1.1/4-10	10mm
NK1.1/4-12	12mm
NK1.1/4-14	14mm
NK1.1/4-16	16mm
NK1.1/4-20	20mm
NK1.1/4-25	25mm

3/4 INCH COOLANT THRU ACCESSORIES



Size	Coolant Collet	Coolant-Thru Nut	Slotted Nut
1/8"	CCK3/4-1/8	CKFN3/4-1/8C	CKFN3/4-1/8
3/16"	CCK3/4-3/16	CKFN3/4-3/16C	CKFN3/4-3/16
1/4"	CCK3/4-1/4	CKFN3/4-1/4C	CKFN3/4-1/4
5/16"	CCK3/4-5/16	CKFN3/4-5/16C	CKFN3/4-5/16
3/8"	CCK3/4-3/8	CKFN3/4-3/8C	CKFN3/4-3/8
7/16"	CCK3/4-7/16	CKFN3/4-7/16C	CKFN3/4-7/16
1/2"	CCK3/4-1/2	CKFN3/4-1/2C	CKFN3/4-1/2
9/16"	CCK3/4-9/16	CKFN3/4-9/16C	CKFN3/4-9/16
5/8"	CCK3/4-5/8	CKFN3/4-5/8C	CKFN3/4-5/8
6mm	CCK3/4-6	CKFN3/4-6C	CKFN3/4-6
7mm	CCK3/4-7	CKFN3/4-7C	CKFN3/4-7
8mm	CCK3/4-8	CKFN3/4-8C	CKFN3/4-8
10mm	CCK3/4-10	CKFN3/4-10C	CKFN3/4-10
12mm	CCK3/4-12	CKFN3/4-12C	CKFN3/4-12
14mm	CCK3/4-14	CKFN3/4-14C	CKFN3/4-14
16mm	CCK3/4-16	CKFN3/4-16C	CKFN3/4-16

1 INCH COOLANT THRU ACCESSORIES

Size	Coolant Collet	Coolant-Thru Nut	Slotted Nut
1/8"	CCK1-1/8	CKFN1-1/8C	CKFN1-1/8
3/16"	CCK1-3/16	CKFN1-3/16C	CKFN1-3/16
1/4"	CCK1-1/4	CKFN1-1/4C	CKFN1-1/4
5/16"	CCK1-5/16	CKFN1-5/16C	CKFN1-5/16
3/8"	CCK1-3/8	CKFN1-3/8C	CKFN1-3/8
7/16"	CCK1-7/16	CKFN1-7/16C	CKFN1-7/16
1/2"	CCK1-1/2	CKFN1-1/2C	CKFN1-1/2
5/8"	CCK1-5/8	CKFN1-5/8C	CKFN1-5/8
3/4"	CCK1-3/4	CKFN1-3/4C	CKFN1-3/4
7/8"	CCK1-7/8	CKFN1-7/8C	CKFN1-7/8
6mm	CCK1-6	CKFN1-6C	CKFN1-6
8mm	CCK1-8	CKFN1-8C	CKFN1-8
10mm	CCK1-10	CKFN1-10C	CKFN1-10
12mm	CCK1-12	CKFN1-12C	CKFN1-12
14mm	CCK1-14	CKFN1-14C	CKFN1-14
16mm	CCK1-16	CKFN1-16C	CKFN1-16
18mm	CCK1-18	CKFN1-18C	CKFN1-18
20mm	CCK1-20	CKFN1-20C	CKFN1-20

1.1/4 INCH COOLANT THRU ACCESSORIES

Size	Coolant Collet	Coolant-Thru Nut	Slotted Nut
3/16"	CCK1.1/4-3/16	CKFN1.1/4-3/16C	CKFN1.1/4-3/16
1/4"	CCK1.1/4-1/4	CKFN1.1/4-1/4C	CKFN1.1/4-1/4
5/16"	CCK1.1/4-5/16	CKFN1.1/4-5/16C	CKFN1.1/4-5/16
3/8"	CCK1.1/4-3/8	CKFN1.1/4-3/8C	CKFN1.1/4-3/8
7/16"	CCK1.1/4-7/16	CKFN1.1/4-7/16C	CKFN1.1/4-7/16
1/2"	CCK1.1/4-1/2	CKFN1.1/4-1/2C	CKFN1.1/4-1/2
9/16"	CCK1.1/4-9/16	CKFN1.1/4-9/16C	CKFN1.1/4-9/16
5/8"	CCK1.1/4-5/8	CKFN1.1/4-5/8C	CKFN1.1/4-5/8
3/4"	CCK1.1/4-3/4	CKFN1.1/4-3/4C	CKFN1.1/4-3/4
7/8"	CCK1.1/4-7/8	CKFN1.1/4-7/8C	CKFN1.1/4-7/8
1"	CCK1.1/4-1	CKFN1.1/4-1C	CKFN1.1/4-1
6mm	CCK1.1/4-6	CKFN1.1/4-6C	CKFN1.1/4-6
8mm	CCK1.1/4-8	CKFN1.1/4-8C	CKFN1.1/4-8
10mm	CCK1.1/4-10	CKFN1.1/4-10C	CKFN1.1/4-10
12mm	CCK1.1/4-12	CKFN1.1/4-12C	CKFN1.1/4-12
14mm	CCK1.1/4-14	CKFN1.1/4-14C	CKFN1.1/4-14
16mm	CCK1.1/4-16	CKFN1.1/4-16C	CKFN1.1/4-16
20mm	CCK1.1/4-20	CKFN1.1/4-20C	CKFN1.1/4-20
25mm	CCK1.1/4-25	CKFN1.1/4-25C	CKFN1.1/4-25

2 INCH COOLANT THRU ACCESSORIES

Size	Coolant Collet	Coolant-Thru Nut	Slotted Nut
1"	CCK2-1	CKFN2-1C	CKFN2-1
1.1/4"	CCK2-1.1/4	CKFN2-1.1/4C	CKFN2-1.1/4
1.1/2"	CCK2-1.1/2	CKFN2-1.1/2C	CKFN2-1.1/2

32 MM COOLANT THRU ACCESSORIES

Size	Coolant Collet	Coolant-Thru Nut	Slotted Nut
3/16"	CCK32-3/16	CKFN32-3/16C	CKFN32-3/16
1/4"	CCK32-1/4	CKFN32-1/4C	CKFN32-1/4
5/16"	CCK32-5/16	CKFN32-5/16C	CKFN32-5/16
3/8"	CCK32-3/8	CKFN32-3/8C	CKFN32-3/8
7/16"	CCK32-7/16	CKFN32-7/16C	CKFN32-7/16
1/2"	CCK32-1/2	CKFN32-1/2C	CKFN32-1/2
9/16"	CCK32-9/16	CKFN32-9/16C	CKFN32-9/16
5/8"	CCK32-5/8	CKFN32-5/8C	CKFN32-5/8
3/4"	CCK32-3/4	CKFN32-3/4C	CKFN32-3/4
7/8"	CCK32-7/8	CKFN32-7/8C	CKFN32-7/8
1"	CCK32-1	CKFN32-1C	CKFN32-1
6mm	CCK32-6	CKFN32-6C	CKFN32-6
8mm	CCK32-8	CKFN32-8C	CKFN32-8
10mm	CCK32-10	CKFN32-10C	CKFN32-10
12mm	CCK32-12	CKFN32-12C	CKFN32-12
14mm	CCK32-14	CKFN32-14C	CKFN32-14
16mm	CCK32-16	CKFN32-16C	CKFN32-16
20mm	CCK32-20	CKFN32-20C	CKFN32-20
25mm	CCK32-25	CKFN32-25C	CKFN32-25

END MILL HOLDERS



MILLING CHUCKS

END MILL HOLDERS

SHELL MILL HOLDERS

COLLET CHUCKS

DRILL CHUCKS

TAP HOLDERS

STUB, BORING, BLANK

END MILL HOLDERS

MILLING CHUCKS

END MILL HOLDERS

SHELL MILL HOLDERS

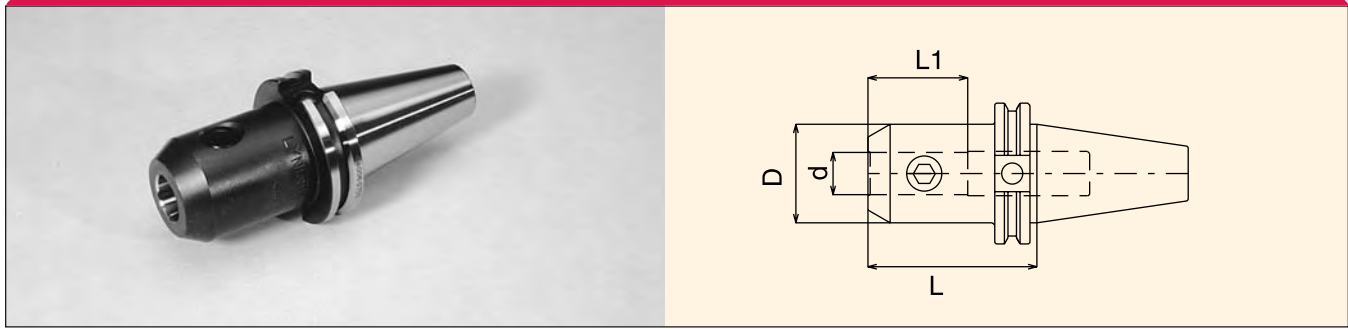
COLLET CHUCKS

DRILL CHUCKS

TAP HOLDERS

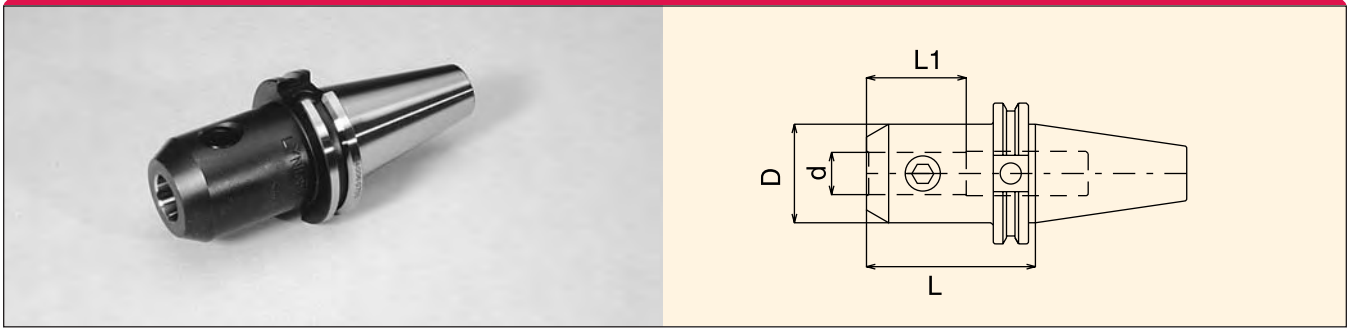
STUB, BORING, BLANK

CT40 END MILL HOLDERS



Part Number	Taper	d	L	L1	D	Set Screw
C40S6-0125	CT40	1/8"	1.38"	0.74"	0.75"	6-32X1/4
C4006-0125	CT40	1/8"	2.36"	0.63"	0.75"	6-32X1/4
C4016-0125	CT40	1/8"	4.00"	0.63"	0.75"	6-32X1/4
C40S6-0187	CT40	3/16"	1.38"	0.94"	0.75"	8-32X1/4
C4006-0187	CT40	3/16"	2.50"	0.86"	0.75"	8-32X1/4
C4016-0187	CT40	3/16"	4.00"	0.86"	0.75"	8-32X1/4
C40S6-0250	CT40	1/4"	1.38"	1.18"	0.79"	1/4-28X1/4
C4006-0250	CT40	1/4"	2.50"	1.10"	0.79"	1/4-28X1/4
C4016-0250	CT40	1/4"	4.00"	1.10"	0.79"	1/4-28X1/4
C40S6-0312	CT40	5/16"	1.38"	1.34"	0.87"	5/16-24X1/4
C4006-0312	CT40	5/16"	2.50"	1.26"	0.87"	5/16-24X1/4
C4016-0312	CT40	5/16"	4.00"	1.26"	0.87"	5/16-24X1/4
C40S6-0375	CT40	3/8"	1.38"	1.34"	1.00"	3/8-24X5/16
C4006-0375	CT40	3/8"	2.50"	1.26"	1.00"	3/8-24X5/16
C4016-0375	CT40	3/8"	4.00"	1.26"	1.00"	3/8-24X5/16
C4026-0375	CT40	3/8"	5.00"	1.26"	1.00"	3/8-24X5/16
C4006-0437	CT40	7/16"	2.50"	1.50"	1.38"	7/16-20X3/8
C4016-0437	CT40	7/16"	4.00"	1.50"	1.38"	7/16-20X3/8
C40S6-0500	CT40	1/2"	1.75"	1.50"	1.38"	7/16-20X3/8
C4006-0500	CT40	1/2"	2.50"	1.50"	1.38"	7/16-20X3/8
C4016-0500	CT40	1/2"	4.00"	1.50"	1.38"	7/16-20X3/8
C4026-0500	CT40	1/2"	5.00"	1.50"	1.38"	7/16-20X3/8
C40S6-0625	CT40	5/8"	1.75"	1.61"	1.65"	9/16-18X1/2
C4006-0625	CT40	5/8"	3.00"	1.61"	1.65"	9/16-18X1/2
C4016-0625	CT40	5/8"	4.00"	1.61"	1.65"	9/16-18X1/2
C4026-0625	CT40	5/8"	5.50"	1.61"	1.65"	9/16-18X1/2
C40S6-0750	CT40	3/4"	1.75"	1.77"	1.89"	5/8-18X1/2
C4006-0750	CT40	3/4"	3.00"	1.77"	1.75"	5/8-18X1/2
C4016-0750	CT40	3/4"	4.00"	1.77"	1.75"	5/8-18X1/2
C4026-0750	CT40	3/4"	5.50"	1.77"	1.75"	5/8-18X1/2
C40S6-0875	CT40	7/8"	1.75"	2.08"	1.94"	5/8-18X1/2
C4006-0875	CT40	7/8"	3.50"	2.08"	2.00"	5/8-18X1/2 (2)
C4016-0875	CT40	7/8"	6.00"	2.08"	2.00"	5/8-18X1/2 (2)
C40S6-1000	CT40	1"	2.00"	2.36"	2.25"	3/4-16X11/16
C4006-1000	CT40	1"	4.00"	2.36"	2.36"	3/4-16X11/16 (2)
C4016-1000	CT40	1"	6.00"	2.36"	2.36"	3/4-16X11/16 (2)
C40S6-1250	CT40	1-1/4"	2.00"	2.28"	2.25"	3/4-16X11/16
C4006-1250	CT40	1-1/4"	4.00"	2.55"	2.48"	3/4-16X11/16 (2)
C4016-1250	CT40	1-1/4"	6.00"	2.55"	2.48"	3/4-16X11/16 (2)
C4006-1500	CT40	1-1/2"	4.50"	2.55"	2.99"	3/4-16X11/16 (2)
C4016-1500	CT40	1-1/2"	6.00"	2.83"	2.99"	3/4-16X11/16 (2)

CT40 END MILL HOLDERS (METRIC)



Part Number	Taper	d	L	L1	D	Set Screw
C4006-6	CT40	6mm	2.50"	1.10"	0.78"	1/4-28X1/4
C4006-8	CT40	8mm	2.50"	1.25"	0.87"	5/16-24X1/4
C4006-10	CT40	10mm	2.50"	1.25"	1.00"	3/8-24X5/16
C4006-12	CT40	12mm	2.50"	1.50"	1.38"	7/16-20X3/8
C4006-14	CT40	14mm	3.00"	1.61"	1.65"	9/16-18X1/2
C4006-16	CT40	16mm	3.00"	1.61"	1.65"	9/16-18X1/2
C4006-18	CT40	18mm	3.00"	1.77"	1.75"	5/8-18x1/2
C4006-20	CT40	20mm	3.00"	1.77"	1.75"	5/8-18x1/2
C4006-25	CT40	25mm	4.00"	2.36"	2.36"	3/4-16X11/16 (2)
C4006-32	CT40	32mm	4.00"	2.36"	2.48"	3/4-16X11/16 (2)

Note: End Mill Holders come equipped with set screws.

HSBALANCE™ End Mill Holders

For high speed applications, refer to the HSBALANCE™ section in the Advanced Product Catalog

END MILL HOLDERS

MILLING CHUCKS

END MILL HOLDERS

SHELL MILL HOLDERS

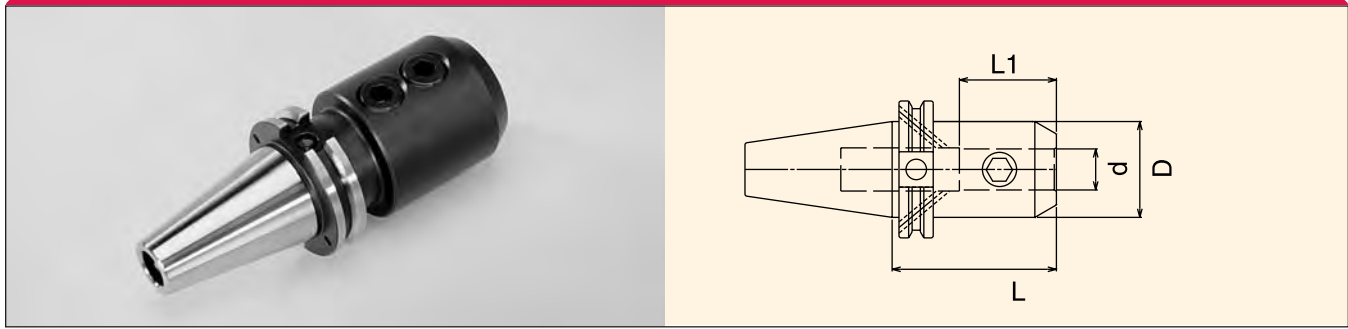
COLLET CHUCKS

DRILL CHUCKS

TAP HOLDERS

STUB, BORING, BLANK

CT40 END MILL HOLDERS - DIN




Part Number	Taper	d	L	L1	D	Set Screw
C4006-0125DIN	CT40	1/8"	2.36"	0.63"	0.75"	6-32X1/4
C4016-0125DIN	CT40	1/8"	4.00"	0.63"	0.75"	6-32X1/4
C4006-0187DIN	CT40	3/16"	2.50"	0.86"	0.75"	8-32X1/4
C4016-0187DIN	CT40	3/16"	4.00"	0.86"	0.75"	8-32X1/4
C4006-0250DIN	CT40	1/4"	2.50"	1.10"	0.79"	1/4-28X1/4
C4016-0250DIN	CT40	1/4"	4.00"	1.10"	0.79"	1/4-28X1/4
C4006-0312DIN	CT40	5/16"	2.50"	1.26"	0.87"	5/16-24X1/4
C4016-0312DIN	CT40	5/16"	4.00"	1.26"	0.87"	5/16-24X1/4
C4006-0375DIN	CT40	3/8"	2.50"	1.26"	1.00"	3/8-24X5/16
C4016-0375DIN	CT40	3/8"	4.00"	1.26"	1.00"	3/8-24X5/16
C4006-0437DIN	CT40	7/16"	2.50"	1.50"	1.38"	7/16-20X3/8
C4016-0437DIN	CT40	7/16"	4.00"	1.50"	1.38"	7/16-20X3/8
C4006-0500DIN	CT40	1/2"	2.50"	1.50"	1.38"	7/16-20X3/8
C4016-0500DIN	CT40	1/2"	4.00"	1.50"	1.38"	7/16-20X3/8
C4006-0625DIN	CT40	5/8"	3.00"	1.61"	1.65"	9/16-18X1/2
C4016-0625DIN	CT40	5/8"	4.50"	1.61"	1.65"	9/16-18X1/2
C4006-0750DIN	CT40	3/4"	3.00"	1.77"	1.75"	5/8-18X1/2
C4016-0750DIN	CT40	3/4"	4.50"	1.77"	1.75"	5/8-18X1/2
C4006-0875DIN	CT40	7/8"	3.50"	2.08"	2.00"	5/8-18X1/2 (2)
C4016-0875DIN	CT40	7/8"	5.00"	2.08"	2.00"	5/8-18X1/2 (2)
C4006-1000DIN	CT40	1"	4.00"	2.36"	2.36"	3/4-16X11/16 (2)
C4016-1000DIN	CT40	1"	5.50"	2.36"	2.36"	3/4-16X11/16 (2)
C4006-1250DIN	CT40	1-1/4"	4.00"	2.55"	2.48"	3/4-16X11/16 (2)
C4016-1250DIN	CT40	1-1/4"	5.50"	2.55"	2.48"	3/4-16X11/16 (2)
C4006-1500DIN	CT40	1-1/2"	4.50"	2.60"	2.99"	3/4-16X11/16 (2)
C4016-1500DIN	CT40	1-1/2"	6.00"	2.60"	2.99"	3/4-16X11/16 (2)

CT40 END MILL HOLDERS (METRIC) - DIN

Part Number	Taper	d	L	L1	D	Set Screw
C4006-6DIN	CT40	6mm	2.50"	1.10"	0.78"	1/4-28X1/4
C4006-8DIN	CT40	8mm	2.50"	1.25"	0.87"	5/16-24X1/4
C4006-10DIN	CT40	10mm	2.50"	1.25"	1.00"	3/8-24X5/16
C4006-12DIN	CT40	12mm	2.50"	1.50"	1.38"	7/16-20X3/8
C4006-14DIN	CT40	14mm	3.00"	1.61"	1.65"	9/16-18X1/2
C4006-16DIN	CT40	16mm	3.00"	1.61"	1.65"	9/16-18X1/2
C4006-18DIN	CT40	18mm	3.00"	1.77"	1.75"	5/8-18x1/2
C4006-20DIN	CT40	20mm	3.00"	1.77"	1.75"	5/8-18x1/2
C4006-25DIN	CT40	25mm	4.00"	2.36"	2.36"	3/4-16X11/16 (2)
C4006-32DIN	CT40	32mm	4.00"	2.36"	2.48"	3/4-16X11/16 (2)

Note: "DIN" designates suitability for coolant through the flange per DIN 69871 Form B specs.

CT45 END MILL HOLDERS



Part Number	Taper	d	L	L1	D	Set Screw
C4506-0125	CT45	1/8"	2.36"	0.63"	0.75"	6-32X1/4
C4506-0187	CT45	3/16"	2.50"	0.87"	0.75"	8-32X1/4
C4506-0250	CT45	1/4"	2.50"	1.10"	0.78"	1/4-28X1/4
C4506-0312	CT45	5/16"	2.50"	1.26"	0.87"	5/16-24X1/4
C4506-0375	CT45	3/8"	2.50"	1.26"	1.00"	3/8-24X5/16
C4506-0500	CT45	1/2"	2.50"	1.50"	1.38"	7/16-20X3/8
C4506-0625	CT45	5/8"	3.00"	1.61"	1.65"	9/16-18X1/2
C4506-0750	CT45	3/4"	3.00"	1.77"	1.89"	5/8-18X1/2
C4506-0875	CT45	7/8"	3.50"	2.08"	2.00"	5/8-18X1/2(2)
C4506-1000	CT45	1"	4.00"	2.36"	2.36"	3/4-16X11/16 (2)
C4506-1250	CT45	1-1/4"	4.00"	2.55"	2.48"	3/4-16X11/16 (2)
C4506-1500	CT45	1-1/2"	4.50"	2.83"	2.99"	3/4-16X11/16 (2)
C4506-2000	CT45	2"	5.50"	3.34"	3.74"	1"-14X7/8 (2)

Note: End Mill Holders come equipped with set screws.

END MILL HOLDERS

MILLING CHUCKS

END MILL HOLDERS

SHELL MILL HOLDERS


COLLET CHUCKS

DRILL CHUCKS

TAP HOLDERS

STUB, BORING, BLANK

CT50 END MILL HOLDERS



Part Number	Taper	d	L	L1	D	Set Screw
C50S6-0250	CT50	1/4"	1.38"	1.10"	0.79"	1/4-28X1/4
C5006-0250	CT50	1/4"	2.50"	1.10"	0.79"	1/4-28X1/4
C5016-0250	CT50	1/4"	4.00"	1.10"	0.79"	1/4-28X1/4
C5026-0250	CT50	1/4"	6.00"	1.10"	0.79"	1/4-28X1/4
C5036-0250	CT50	1/4"	8.00"	1.10"	0.79"	1/4-28X1/4
C5006-0312	CT50	5/16"	2.50"	1.26"	0.87"	5/16-24X1/4
C5016-0312	CT50	5/16"	4.00"	1.26"	0.87"	5/16-24X1/4
C5026-0312	CT50	5/16"	6.00"	1.26"	0.87"	5/16-24X1/4
C50S6-0375	CT50	3/8"	1.38"	1.26"	1.00"	3/8-24X5/16
C5006-0375	CT50	3/8"	2.50"	1.26"	1.00"	3/8-24X5/16
C5016-0375	CT50	3/8"	4.00"	1.26"	1.00"	3/8-24X5/16
C5026-0375	CT50	3/8"	6.00"	1.26"	1.00"	3/8-24X5/16
C5036-0375	CT50	3/8"	8.00"	1.26"	1.00"	3/8-24X5/16
C5006-0437	CT50	7/16"	2.50"	1.50"	1.38"	7/16-20X3/8
C5016-0437	CT50	7/16"	4.00"	1.50"	1.38"	7/16-20X3/8
C5026-0437	CT50	7/16"	6.00"	1.53"	1.38"	7/16-20X3/8
C5036-0437	CT50	7/16"	8.00"	1.48"	1.38"	7/16-20X3/8
C50S6-0500	CT50	1/2"	1.75"	1.50"	1.38"	7/16-20X3/8
C5006-0500	CT50	1/2"	2.63"	1.50"	1.38"	7/16-20X3/8
C5016-0500	CT50	1/2"	4.00"	1.50"	1.38"	7/16-20X3/8
C5026-0500	CT50	1/2"	6.00"	1.50"	1.38"	7/16-20X3/8
C5036-0500	CT50	1/2"	8.00"	1.48"	1.38"	7/16-20X3/8
C50S6-0625	CT50	5/8"	1.75"	1.61"	1.65"	9/16-18X1/2
C5006-0625	CT50	5/8"	3.00"	1.61"	1.65"	9/16-18X1/2
C5016-0625	CT50	5/8"	4.00"	1.61"	1.65"	9/16-18X1/2
C5026-0625	CT50	5/8"	6.00"	1.61"	1.65"	9/16-18X1/2
C5036-0625	CT50	5/8"	8.00"	1.57"	1.65"	9/16-18X1/2
C50S6-0750	CT50	3/4"	1.75"	1.77"	1.89"	5/8-18X1/2
C5006-0750	CT50	3/4"	3.00"	1.77"	1.89"	5/8-18X1/2
C5016-0750	CT50	3/4"	4.00"	1.77"	1.89"	5/8-18X1/2
C5026-0750	CT50	3/4"	6.00"	1.77"	1.89"	5/8-18X1/2
C5036-0750	CT50	3/4"	8.00"	1.76"	1.89"	5/8-18X1/2
C50S6-0875	CT50	7/8"	1.75"	2.08"	2.00"	5/8-18X1/2
C5006-0875	CT50	7/8"	3.75"	2.08"	2.00"	5/8-18X1/2 (2)
C5016-0875	CT50	7/8"	6.00"	2.08"	2.00"	5/8-18X1/2 (2)
C50S6-1000	CT50	1"	2.00"	2.36"	2.36"	3/4-16X11/16
C5006-1000	CT50	1"	4.00"	2.36"	2.36"	3/4-16X11/16 (2)
C5016-1000	CT50	1"	6.00"	2.36"	2.36"	3/4-16X11/16 (2)
C5026-1000	CT50	1"	8.00"	2.36"	2.36"	3/4-16X11/16 (2)
C50S6-1250	CT50	1-1/4"	2.00"	2.55"	2.75"	3/4-16X11/16
C5006-1250	CT50	1-1/4"	4.00"	2.55"	2.48"	3/4-16X11/16 (2)

CT50 END MILL HOLDERS (cont.)

Part Number	Taper	d	L	L1	D	Set Screw
C5016-1250	CT50	1-1/4"	6.00"	2.55"	2.48"	3/4-16X11/16 (2)
C5026-1250	CT50	1-1/4"	8.00"	2.55"	2.48"	3/4-16X11/16 (2)
C50S6-1500	CT50	1-1/2"	2.25"	2.83"	2.75"	3/4-16X11/16
C5006-1500	CT50	1-1/2"	4.50"	2.83"	2.99"	3/4-16X11/16 (2)
C5016-1500	CT50	1-1/2"	7.00"	2.83"	2.99"	3/4-16X11/16 (2)
C5026-1500	CT50	1-1/2"	9.00"	2.83"	2.99"	3/4-16X11/16 (2)
C50S6-2000	CT50	2"	3.63"	3.34"	3.74"	1"-14X7/8 (2)
C5006-2000	CT50	2"	5.37"	3.34"	3.74"	1"-14X7/8 (2)
C5016-2000	CT50	2"	8.00"	3.34"	3.74"	1"-14X7/8 (2)
C5026-2000	CT50	2"	10.00"	3.34"	3.74"	1"-14X7/8 (2)
C5006-2500	CT50	2-1/2"	6.00"	3.66"	4.25"	1"-14X7/8 (2)

CT50 END MILL HOLDERS (METRIC)



Part Number	Taper	d	L	L1	D	Set Screw
C5006-6	CT50	6mm	2.50"	1.10"	0.79"	1/4-28X1/4
C5006-8	CT50	8mm	2.50"	1.10"	0.87"	5/16-24X1/4
C5006-10	CT50	10mm	2.50"	1.26"	1.00"	3/8-24X5/16
C5006-12	CT50	12mm	2.63"	1.50"	1.38"	7/16-20X3/8
C5006-14	CT50	14mm	3.00"	1.61"	1.65"	9/16-18X1/2
C5006-16	CT50	16mm	3.00"	1.61"	1.65"	9/16-18X1/2
C5006-18	CT50	18mm	3.00"	1.77"	1.89"	5/8-18X1/2
C5006-20	CT50	20mm	3.00"	1.77"	1.89"	5/8-18X1/2
C5006-25	CT50	25mm	4.00"	2.36"	2.36"	3/4-16X11/16 (2)
C5006-32	CT50	32mm	4.00"	2.55"	2.48"	3/4-16X11/16 (2)
C5006-40	CT50	40mm	4.50"	2.95"	3.07"	3/4-16X11/16 (2)
C5006-42	CT50	42mm	4.50"	2.83"	3.07"	3/4-16X11/16 (2)
C5006-50	CT50	50mm	5.37"	3.35"	3.74"	1"-14X7/8 (2)

Note: End Mill Holders come equipped with set screws.

HSBALANCE™ End Mill Holders

For high speed applications, refer to the HSBALANCE™ section in the Advanced Product Catalog

CT50 END MILL HOLDERS - DIN



Part Number	Taper	d	L	L1	D	Set Screw
C5006-0250DIN	CT50	1/4"	2.50"	1.10"	0.79"	1/4-28X1/4
C5016-0250DIN	CT50	1/4"	4.00"	1.10"	0.79"	1/4-28X1/4
C5026-0250DIN	CT50	1/4"	6.00"	1.10"	0.79"	1/4-28X1/4
C5006-0312DIN	CT50	5/16"	2.50"	1.26"	0.87"	5/16-24X1/4
C5016-0312DIN	CT50	5/16"	4.00"	1.30"	0.87"	5/16-24X1/4
C5026-0312DIN	CT50	5/16"	6.00"	1.30"	0.87"	5/16-24X1/4
C5006-0375DIN	CT50	3/8"	2.50"	1.26"	1.00"	3/8-24X5/16
C5016-0375DIN	CT50	3/8"	4.00"	1.26"	1.00"	3/8-24X5/16
C5026-0375DIN	CT50	3/8"	6.00"	1.26"	1.00"	3/8-24X5/16
C5006-0437DIN	CT50	7/16"	2.50"	1.50"	1.38"	7/16-20X3/8
C5016-0437DIN	CT50	7/16"	4.00"	1.50"	1.38"	7/16-20X3/8
C5026-0437DIN	CT50	7/16"	6.00"	1.53"	1.38"	7/16-20X3/8
C5006-0500DIN	CT50	1/2"	2.63"	1.50"	1.38"	7/16-20X3/8
C5016-0500DIN	CT50	1/2"	4.00"	1.50"	1.38"	7/16-20X3/8
C5026-0500DIN	CT50	1/2"	6.00"	1.50"	1.38"	7/16-20X3/8
C5006-0625DIN	CT50	5/8"	3.00"	1.61"	1.65"	9/16-18X1/2
C5016-0625DIN	CT50	5/8"	4.00"	1.61"	1.65"	9/16-18X1/2
C5026-0625DIN	CT50	5/8"	6.00"	1.61"	1.65"	9/16-18X1/2
C5006-0750DIN	CT50	3/4"	3.00"	1.77"	1.89"	5/8-18X1/2
C5016-0750DIN	CT50	3/4"	4.00"	1.77"	1.89"	5/8-18X1/2
C5026-0750DIN	CT50	3/4"	6.00"	1.77"	1.89"	5/8-18X1/2
C5006-0875DIN	CT50	7/8"	3.75"	2.08"	2.00"	5/8-18X1/2 (2)
C5016-0875DIN	CT50	7/8"	6.00"	2.08"	2.00"	5/8-18X1/2 (2)
C5026-0875DIN	CT50	7/8"	8.00"	2.08"	2.00"	5/8-18X1/2 (2)
C5006-1000DIN	CT50	1"	4.00"	2.36"	2.36"	3/4-16X11/16 (2)
C5016-1000DIN	CT50	1"	6.00"	2.36"	2.36"	3/4-16X11/16 (2)
C5026-1000DIN	CT50	1"	8.00"	2.36"	2.36"	3/4-16X11/16 (2)
C5006-1250DIN	CT50	1-1/4"	4.00"	2.55"	2.48"	3/4-16X11/16 (2)
C5016-1250DIN	CT50	1-1/4"	6.00"	2.55"	2.48"	3/4-16X11/16 (2)
C5026-1250DIN	CT50	1-1/4"	8.00"	2.55"	2.48"	3/4-16X11/16 (2)
C5006-1500DIN	CT50	1-1/2"	4.50"	2.75"	2.99"	3/4-16X11/16 (2)
C5016-1500DIN	CT50	1-1/2"	7.00"	2.75"	2.99"	3/4-16X11/16 (2)
C5026-1500DIN	CT50	1-1/2"	9.00"	2.75"	2.99"	3/4-16X11/16 (2)
C5006-2000DIN	CT50	2"	5.37"	3.34"	3.74"	1"-14X7/8 (2)
C5006-2500DIN	CT50	2-1/2"	6.00"	3.66"	4.25"	1"-14X7/8 (2)


CT50 END MILL HOLDERS (METRIC) - DIN



Part Number	Taper	d	L	L1	D	Set Screw
C5006-6DIN	CT50	6mm	2.50"	1.10"	0.79"	1/4-28X1/4
C5006-8DIN	CT50	8mm	2.50"	1.10"	0.87"	5/16-24X1/4
C5006-10DIN	CT50	10mm	2.50"	1.26"	1.00"	3/8-24X5/16
C5006-12DIN	CT50	12mm	2.63"	1.50"	1.38"	7/16-20X3/8
C5006-14DIN	CT50	14mm	3.00"	1.61"	1.65"	9/16-18X1/2
C5006-16DIN	CT50	16mm	3.00"	1.61"	1.65"	9/16-18X1/2
C5006-18DIN	CT50	18mm	3.00"	1.77"	1.89"	5/8-18X1/2
C5006-20DIN	CT50	20mm	3.00"	1.77"	1.89"	5/8-18X1/2
C5006-25DIN	CT50	25mm	4.00"	2.36"	2.36"	3/4-16X11/16 (2)
C5006-32DIN	CT50	32mm	4.00"	2.55"	2.48"	3/4-16X11/16 (2)
C5006-40DIN	CT50	40mm	4.50"	2.76"	3.07"	3/4-16X11/16 (2)
C5006-42DIN	CT50	42mm	4.50"	2.76"	3.07"	3/4-16X11/16 (2)
C5006-50DIN	CT50	50mm	5.37"	3.35"	3.74"	1-14X7/8 (2)

Note: "DIN" designates suitability for coolant through the flange per DIN 69871 Form B specs.
End Mill Holders come equipped with set screws.

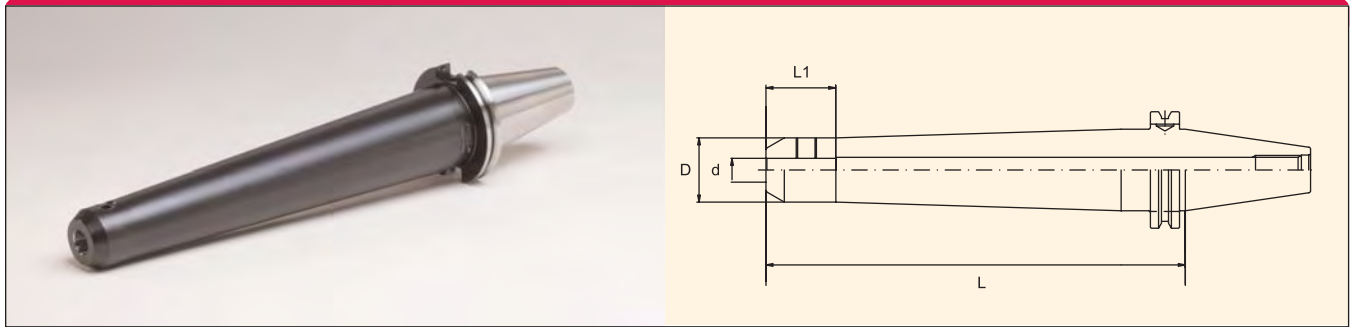
CT50 AEROSPACE END MILL HOLDERS



Part Number	Taper	d	L	L1	D	Set Screw
C5006-0375A	CT50	3/8"	2.82"	1.52"	1.37"	3/8-24UNF
C5016-0375A	CT50	3/8"	4.69"	1.52"	1.37"	3/8-24UNF
C5026-0375A	CT50	3/8"	6.69"	1.52"	1.37"	3/8-24UNF
C5006-0500A	CT50	1/2"	2.73"	1.68"	1.63"	3/8-24UNF
C5016-0500A	CT50	1/2"	4.60"	1.68"	1.63"	3/8-24UNF
C5026-0500A	CT50	1/2"	6.60"	1.68"	1.63"	3/8-24UNF
C5006-0625A	CT50	5/8"	2.66"	1.74"	1.81"	1/2-20UNF
C5016-0625A	CT50	5/8"	4.53"	1.74"	1.81"	1/2-20UNF
C5026-0625A	CT50	5/8"	6.53"	1.74"	1.81"	1/2-20UNF
C5006-0750A	CT50	3/4"	2.63"	2.01"	2.00"	1/2-20UNF
C5016-0750A	CT50	3/4"	4.50"	2.01"	2.00"	1/2-20UNF
C5026-0750A	CT50	3/4"	6.50"	2.01"	2.00"	1/2-20UNF
C5006-0875A	CT50	7/8"	2.63"	2.01"	2.25"	1/2-20UNF
C5016-0875A	CT50	7/8"	4.50"	2.01"	2.25"	1/2-20UNF
C5026-0875A	CT50	7/8"	6.50"	2.01"	2.25"	1/2-20UNF
C5006-1000A	CT50	1"	3.00"	2.27"	2.63"	3/4-16UNF
C5016-1000A	CT50	1"	4.50"	2.27"	2.63"	3/4-16UNF
C5026-1000A	CT50	1"	6.50"	2.27"	2.63"	3/4-16UNF
C5006-1250A	CT50	1-1/4"	3.00"	2.27"	2.87"	3/4-16UNF
C5016-1250A	CT50	1-1/4"	4.50"	2.27"	2.87"	3/4-16UNF
C5026-1250A	CT50	1-1/4"	6.50"	2.27"	2.87"	3/4-16UNF
C5006-1500A	CT50	1-1/2"	4.00"	2.27"	3.25"	3/4-16UNF
C5006-2000A	CT50	2"	5.35"	3.38"	4.00"	3/4-16UNF(2)
C5016-2000A	CT50	2"	7.35"	3.38"	4.00"	3/4-16UNF(2)
C5006-2500A	CT50	2-1/2"	5.35"	3.38"	5.00"	3/4-16UNF(2)
C5016-2500A	CT50	2-1/2"	7.35"	3.38"	5.00"	3/4-16UNF(2)

Note: Lyndex Aerospace End Mill Holders accept end mills with a 5° angled flat shank (per NAS 987).
End Mill Holders come equipped with set screws.

NEW EXTENDED LENGTH END MILL HOLDERS



Part Number	Taper	d	L	L1	D	Set Screw
C4046-0250	CT40	1/4"	9.00"	1.10"	.79"	1/4-28X1/4
C4046-0375	CT40	3/8"	9.00"	1.26"	1.00"	3/8-24X5/16
C4046-0500	CT40	1/2"	9.00"	1.50"	1.38"	7/16-20X3/8
C4046-0625	CT40	5/8"	9.00"	1.61"	1.65"	9/16-18X1/2
C4046-0750	CT40	3/4"	9.00"	1.77"	1.75"	5/8-18X1/2
C4046-0875	CT40	7/8"	9.00"	2.08"	2.00"	5/8-18X1/2 (2)
C4046-1000	CT40	1"	9.00"	2.36"	2.36"	3/4-16X11/16 (2)
C5066-0375	CT50	3/8"	15.00"	1.26"	1.00"	3/8-24X5/16
C5066-0500	CT50	1/2"	15.00"	1.48"	1.38"	7/16-20X3/8
C5066-0625	CT50	5/8"	15.00"	1.56"	1.65"	9/16-18X1/2
C5066-0750	CT50	3/4"	15.00"	1.76"	1.89"	5/8-18X1/2
C5066-0875	CT50	7/8"	15.00"	2.08"	2.00"	5/8-18X1/2 (2)
C5066-1000	CT50	1"	15.00"	2.36"	2.36"	3/4-16X11/16 (2)
C5066-1250	CT50	1-1/4"	15.00"	2.55"	2.48"	3/4-16X11/16 (2)

MILLING CHUCKS

END MILL HOLDERS

SHELL MILL HOLDERS

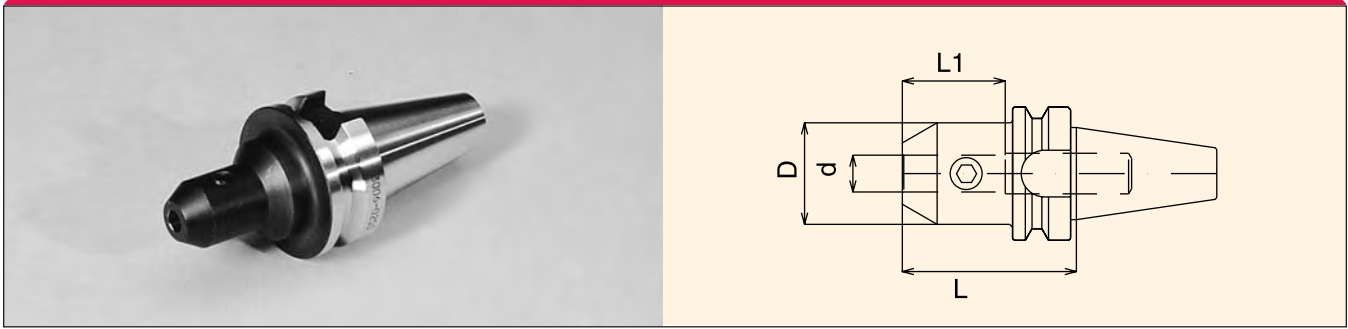
COLLET CHUCKS

DRILL CHUCKS

TAP HOLDERS

STUB, BORING, BLANK

BT30 END MILL HOLDERS



Part Number	Taper	d	L	L1	D	Set Screw
B3006-0125	BT30	1/8"	2.36"	0.63"	0.75"	6-32X1/4
B3006-0187	BT30	3/16"	2.36"	0.87"	0.75"	8-32X1/4
B3006-0250	BT30	1/4"	2.36"	1.10"	0.79"	1/4-28X1/4
B3006-0312	BT30	5/16"	2.36"	1.26"	0.87"	5/16-24X1/4
B3006-0375	BT30	3/8"	2.36"	1.26"	1.00"	3/8-24X5/16
B3006-0437	BT30	7/16"	2.36"	1.50"	1.38"	7/16-20X3/8
B3006-0500	BT30	1/2"	2.36"	1.50"	1.38"	7/16-20X3/8
B3006-0625	BT30	5/8"	2.50"	1.61"	1.65"	9/16-18X1/2
B3006-0750	BT30	3/4"	3.00"	1.77"	1.88"	5/8-18X1/2
B3006-0875	BT30	7/8"	3.54"	2.09"	2.00"	5/8-18X1/2 (2)
B3006-1000	BT30	1"	3.54"	2.36"	2.36"	3/4-16X11/16 (2)

BT30 END MILL HOLDERS (METRIC)

Part Number	Taper	d	L	L1	D	Set Screw
B3006-6	BT30	6mm	2.50"	1.10"	0.79"	1/4-28X1/4
B3006-8	BT30	8mm	2.50"	1.26"	0.87"	5/16-24X1/4
B3006-10	BT30	10mm	2.50"	1.26"	1.00"	3/8-24X5/16
B3006-12	BT30	12mm	2.50"	1.50"	1.38"	7/16-20X3/8
B3006-14	BT30	14mm	2.50"	1.61"	1.65"	9/16-18X1/2
B3006-16	BT30	16mm	2.50"	1.61"	1.65"	9/16-18X1/2
B3006-18	BT30	18mm	3.50"	1.65"	1.89"	5/8-18X1/2
B3006-20	BT30	20mm	3.50"	1.65"	1.89"	5/8-18X1/2
B3006-25	BT30	25mm	3.50"	2.36"	2.36"	3/4-16X11/16(2)

Note: End Mill Holders come equipped with set screws.

BT35 END MILL HOLDERS



Part Number	Taper	d	L	L1	D	Set Screw
B3506-0125	BT35	1/8"	2.36"	0.63"	0.75"	6-32X1/4
B3506-0187	BT35	3/16"	2.38"	0.87"	0.75"	8-32X1/4
B3506-0250	BT35	1/4"	2.38"	1.10"	0.79"	1/4-28X1/4
B3506-0312	BT35	5/16"	2.38"	1.26"	0.87"	5/16-24X1/4
B3506-0375	BT35	3/8"	2.38"	1.26"	1.00"	3/8-24X5/16
B3506-0437	BT35	7/16"	2.38"	1.50"	1.38"	7/16-20X3/8
B3506-0500	BT35	1/2"	2.38"	1.50"	1.38"	7/16-20X3/8
B3506-0625	BT35	5/8"	2.50"	1.61"	1.65"	9/16-18X1/2
B3506-0750	BT35	3/4"	2.50"	1.77"	1.89"	5/8-18X1/2
B3506-0875	BT35	7/8"	3.50"	2.09"	2.00"	5/8-18X1/2 (2)
B3506-1000	BT35	1"	3.50"	2.36"	2.36"	3/4-16X11/16 (2)
B3506-1250	BT35	1-1/4"	3.50"	2.24"	2.48"	3/4-16X11/16 (2)

MILLING CHUCKS

END MILL HOLDERS

SHELL MILL HOLDERS


COLLET CHUCKS

DRILL CHUCKS

TAP HOLDERS

STUB, BORING, BLANK

BT40 END MILL HOLDERS



Part Number	Taper	d	L	L1	D	Set Screw
B40S6-0125	BT40	1/8"	1.38"	0.78"	0.75"	6-32X1/4
B4006-0125	BT40	1/8"	2.36"	0.63"	0.75"	6-32X1/4
B4016-0125	BT40	1/8"	4.00"	0.63"	0.75"	6-32X1/4
B40S6-0187	BT40	3/16"	1.38"	0.98"	0.75"	8-32X1/4
B4006-0187	BT40	3/16"	2.50"	0.86"	0.75"	8-32X1/4
B4016-0187	BT40	3/16"	4.00"	0.86"	0.75"	8-32X1/4
B40S6-0250	BT40	1/4"	1.38"	1.18"	0.79"	1/4-28X1/4
B4006-0250	BT40	1/4"	2.50"	1.10"	0.79"	1/4-28X1/4
B4016-0250	BT40	1/4"	4.00"	1.10"	0.79"	1/4-28X1/4
B40S6-0312	BT40	5/16"	1.38"	1.38"	0.87"	5/16-24X1/4
B4006-0312	BT40	5/16"	2.50"	1.26"	0.87"	5/16-24X1/4
B4016-0312	BT40	5/16"	4.00"	1.26"	0.87"	5/16-24X1/4
B40S6-0375	BT40	3/8"	1.38"	1.38"	1.00"	3/8-24x5/16
B4006-0375	BT40	3/8"	2.50"	1.26"	1.00"	3/8-24x5/16
B4016-0375	BT40	3/8"	4.00"	1.26"	1.00"	3/8-24x5/16
B4006-0437	BT40	7/16"	2.50"	1.53"	1.38"	7/16-20X3/8
B40S6-0500	BT40	1/2"	1.75"	1.57"	1.38"	7/16-20X3/8
B4006-0500	BT40	1/2"	2.50"	1.50"	1.38"	7/16-20X3/8
B4016-0500	BT40	1/2"	4.00"	1.57"	1.38"	7/16-20X3/8
B40S6-0625	BT40	5/8"	1.75"	1.61"	1.65"	9/16-18X1/2
B4006-0625	BT40	5/8"	2.50"	1.61"	1.65"	9/16-18X1/2
B4016-0625	BT40	5/8"	4.00"	1.61"	1.65"	9/16-18X1/2
B40S6-0750	BT40	3/4"	1.75"	1.77"	1.89"	5/8-18X1/2
B4006-0750	BT40	3/4"	2.50"	1.77"	1.89"	5/8-18X1/2
B4016-0750	BT40	3/4"	4.00"	1.77"	1.89"	5/8-18X1/2
B4006-0875	BT40	7/8"	3.38"	2.08"	2.00"	5/8-18X1/2(2)
B4016-0875	BT40	7/8"	6.00"	2.08"	2.00"	5/8-18X1/2(2)
B40S6-1000	BT40	1"	2.00"	2.28"	2.25"	3/4-16X11/16
B4006-1000	BT40	1"	3.56"	2.36"	2.36"	3/4-16X11/16(2)
B4016-1000	BT40	1"	6.00"	2.36"	2.36"	3/4-16X11/16(2)
B40S6-1250	BT40	1-1/4"	2.00"	2.16"	2.25"	3/4-16X11/16
B4006-1250	BT40	1-1/4"	3.56"	2.56"	2.48"	3/4-16X11/16(2)
B4016-1250	BT40	1-1/4"	6.00"	2.56"	2.48"	3/4-16X11/16(2)
B4006-1500	BT40	1-1/2"	4.50"	2.83"	2.99"	3/4-16X11/16(2)
B4016-1500	BT40	1-1/2"	6.00"	2.83"	2.99"	3/4-16X11/16(2)

Note: End Mill Holders come equipped with set screws.

BT40 END MILL HOLDERS (METRIC)


Part Number	Taper	d	L	L1	D	Set Screw
B4006-6	BT40	6mm	2.50"	1.10"	0.79"	1/4-28X1/4
B4016-6	BT40	6mm	4.00"	1.10"	0.79"	1/4-28X1/4
B4006-8	BT40	8mm	2.50"	1.26"	0.87"	5/16-24X1/4
B4016-8	BT40	8mm	4.00"	1.26"	0.87"	5/16-24X1/4
B4006-10	BT40	10mm	2.50"	1.26"	1.00"	3/8-24X5/16
B4016-10	BT40	10mm	4.00"	1.26"	1.00"	3/8-24X5/16
B4006-12	BT40	12mm	2.50"	1.50"	1.38"	7/16-20X3/8
B4016-12	BT40	12mm	4.00"	1.50"	1.38"	7/16-20X3/8
B4006-14	BT40	14mm	2.50"	1.61"	1.65"	9/16-18X1/2
B4016-14	BT40	14mm	4.00"	1.61"	1.65"	9/16-18X1/2
B4006-16	BT40	16mm	2.50"	1.61"	1.65"	9/16-18X1/2
B4016-16	BT40	16mm	4.00"	1.61"	1.65"	9/16-18X1/2
B4006-18	BT40	18mm	2.50"	1.77"	1.89"	5/8-18X1/2
B4016-18	BT40	18mm	4.00"	1.77"	1.89"	5/8-18X1/2
B4006-20	BT40	20mm	2.50"	1.77"	1.89"	5/8-18X1/2
B4016-20	BT40	20mm	4.00"	1.77"	1.89"	5/8-18X1/2
B4006-25	BT40	25mm	3.56"	2.36"	2.36"	3/4-16X11/16(2)
B4016-25	BT40	25mm	6.00"	2.36"	2.36"	3/4-16X11/16(2)
B4006-32	BT40	32mm	3.56"	2.56"	2.48"	3/4-16X11/16(2)
B4016-32	BT40	32mm	6.00"	2.56"	2.48"	3/4-16X11/16(2)

BT45 END MILL HOLDERS



Part Number	Taper	d	L	L1	D	Set Screw
B4506-0125	BT45	1/8"	3.00"	0.63"	0.75"	6-32X1/4
B4506-0187	BT45	3/16"	3.00"	0.87"	0.75"	8-32X1/4
B4506-0250	BT45	1/4"	3.00"	1.10"	0.79"	1/4-28X1/4
B4506-0312	BT45	5/16"	3.00"	1.26"	0.87"	5/16-24X1/4
B4506-0375	BT45	3/8"	3.00"	1.26"	1.00"	3/8-24X5/16
B4506-0500	BT45	1/2"	3.00"	1.53"	1.38"	7/16-20X3/8
B4506-0625	BT45	5/8"	3.00"	1.61"	1.65"	9/16-18X1/2
B4506-0750	BT45	3/4"	3.00"	1.77"	1.89"	5/8-18X1/2
B4506-0875	BT45	7/8"	4.00"	2.08"	2.00"	5/8-18X1/2(2)
B4506-1000	BT45	1"	4.00"	2.36"	2.36"	3/4-16X11/16(2)
B4506-1250	BT45	1-1/4"	4.00"	2.55"	2.48"	3/4-16X11/16(2)
B4506-1500	BT45	1-1/2"	4.50"	2.83"	3.00"	3/4-16X11/16(2)
B4506-2000	BT45	2"	5.00"	3.34"	3.75"	1-14X7/8(2)

BT50 END MILL HOLDERS



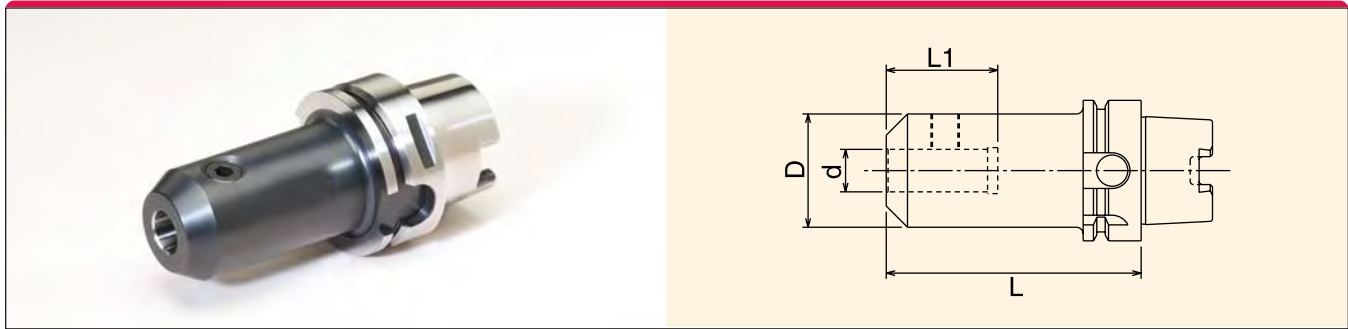
Part Number	Taper	d	L	L1	D	Set Screw
B5006-0250	BT50	1/4"	3.00"	1.10"	0.78"	1/4-28X1/4
B5016-0250	BT50	1/4"	6.00"	1.10"	0.78"	1/4-28X1/4
B5006-0375	BT50	3/8"	2.75"	1.26"	1.00"	3/8-24X5/16
B5016-0375	BT50	3/8"	6.00"	1.26"	1.00"	3/8-24X5/16
B5006-0500	BT50	1/2"	3.00"	1.50"	1.38"	7/16-20X3/8
B5016-0500	BT50	1/2"	6.00"	1.50"	1.38"	7/16-20X3/8
B5006-0625	BT50	5/8"	3.00"	1.61"	1.65"	9/16-18X1/2
B5016-0625	BT50	5/8"	6.00"	1.61"	1.65"	9/16-18X1/2
B5006-0750	BT50	3/4"	3.00"	1.77"	1.89"	5/8-18X1/2
B5016-0750	BT50	3/4"	6.00"	1.77"	1.89"	5/8-18X1/2
B5006-0875	BT50	7/8"	4.00"	2.08"	2.00"	5/8-18X1/2 (2)
B5016-0875	BT50	7/8"	6.00"	2.08"	2.00"	5/8-18X1/2 (2)
B5006-1000	BT50	1"	4.00"	2.36"	2.36"	3/4-16X11/16 (2)
B5016-1000	BT50	1"	6.00"	2.36"	2.36"	3/4-16X11/16 (2)
B5006-1250	BT50	1-1/4"	4.00"	2.56"	2.48"	3/4-16X11/16 (2)
B5016-1250	BT50	1-1/4"	6.00"	2.56"	2.48"	3/4-16X11/16 (2)
B5006-1500	BT50	1-1/2"	4.50"	2.83"	2.99"	3/4-16X11/16 (2)
B5016-1500	BT50	1-1/2"	7.00"	2.83"	2.99"	3/4-16X11/16 (2)
B5006-2000	BT50	2"	5.00"	3.34"	3.74"	1-14X7/8 (2)
B5016-2000	BT50	2"	8.00"	3.34"	3.74"	1-14X7/8 (2)
B5006-2500	BT50	2-1/2"	6.00"	3.66"	4.25"	1-14X7/8 (2)

BT50 END MILL HOLDERS (METRIC)

Part Number	Taper	d	L	L1	D	Set Screw
B5006-6	BT50	6mm	2.50"	1.10"	0.79"	1/4-28X1/4
B5006-8	BT50	8mm	2.50"	1.25"	0.87"	5/16-24X1/4
B5006-10	BT50	10mm	2.75"	1.25"	1.00"	3/8-24X5/16
B5006-12	BT50	12mm	3.00"	1.50"	1.38"	7/16-20X3/8
B5006-14	BT50	14mm	3.00"	1.61"	1.65"	9/16-18X1/2
B5006-16	BT50	16mm	3.00"	1.61"	1.65"	9/16-18X1/2
B5006-18	BT50	18mm	3.00"	1.77"	1.89"	5/8-18X1/2
B5006-20	BT50	20mm	3.00"	1.77"	1.89"	5/8-18X1/2
B5006-25	BT50	25mm	4.00"	2.36"	2.36"	3/4-16X11/16 (2)
B5006-32	BT50	32mm	4.00"	2.55"	2.48"	3/4-16X11/16 (2)
B5006-40	BT50	40mm	4.49"	2.83"	3.07"	3/4-16X11/16 (2)
B5006-42	BT50	42mm	4.49"	2.83"	3.07"	3/4-16X11/16 (2)
B5006-50	BT50	50mm	5.00"	3.34"	3.74"	1-14X7/8 (2)

Note: End Mill Holders come equipped with set screws.

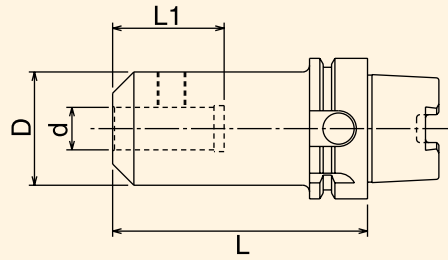
HSK63A END MILL HOLDERS



Part Number	Taper	d	L	L1	D	Set Screw
HSK63A-0187-3.00	HSK63A	3/16"	3.00"	0.866"	0.748"	8-32X1/4
HSK63A-0187-5.00	HSK63A	3/16"	5.00"	0.866"	0.748"	8-32X1/4
HSK63A-0250-3.00	HSK63A	1/4"	3.00"	1.102"	0.787"	1/4-28X1/4
HSK63A-0250-5.00	HSK63A	1/4"	5.00"	1.102"	0.787"	1/4-28X1/4
HSK63A-0312-3.00	HSK63A	5/16"	3.00"	1.417"	0.874"	5/16-24X1/4
HSK63A-0312-5.00	HSK63A	5/16"	5.00"	1.417"	0.874"	5/16-24X1/4
HSK63A-0375-3.50	HSK63A	3/8"	3.50"	1.574"	1.00"	3/8-24X5/16
HSK63A-0375-5.00	HSK63A	3/8"	5.00"	1.574"	1.00"	3/8-24X5/16
HSK63A-0437-4.00	HSK63A	7/16"	4.00"	1.771"	1.378"	7/16-20X3/8
HSK63A-0437-5.00	HSK63A	7/16"	5.00"	1.771"	1.378"	7/16-20X3/8
HSK63A-0500-4.00	HSK63A	1/2"	4.00"	1.771"	1.378"	7/16-20X3/8
HSK63A-0500-5.00	HSK63A	1/2"	5.00"	1.771"	1.378"	7/16-20X3/8
HSK63A-0625-4.00	HSK63A	5/8"	4.00"	1.889"	1.654"	9/16-18X1/2
HSK63A-0625-5.00	HSK63A	5/8"	5.00"	1.889"	1.654"	9/16-18X1/2
HSK63A-0750-4.50	HSK63A	3/4"	4.50"	1.968"	1.889"	5/8-18X1/2
HSK63A-0750-6.00	HSK63A	3/4"	6.00"	1.968"	1.889"	5/8-18X1/2
HSK63A-1000-4.50	HSK63A	1"	4.50"	2.755"	2.363"	3/4-16X11/16 (2)
HSK63A-1000-6.00	HSK63A	1"	6.00"	2.755"	2.363"	3/4-16X11/16 (2)
HSK63A-1250-4.50	HSK63A	1-1/4"	4.50"	2.952"	2.88"	3/4-16X11/16 (2)
HSK63A-1250-6.00	HSK63A	1-1/4"	6.00"	2.952"	2.88"	3/4-16X11/16 (2)

Note: End Mill Holders come equipped with set screws.
Coolant Tubes are sold separately.


HSK100A END MILL HOLDERS



Part Number	Taper	d	L	L1	D	Set Screw
HSK100A-0187-4.00	HSK100A	3/16"	4.00"	0.867"	0.748"	8-32X1/4
HSK100A-0187-6.00	HSK100A	3/16"	6.00"	0.867"	0.748"	8-32X1/4
HSK100A-0250-4.00	HSK100A	1/4"	4.00"	1.102"	0.787"	1/4-28X1/4
HSK100A-0250-6.00	HSK100A	1/4"	6.00"	1.102"	0.787"	1/4-28X1/4
HSK100A-0312-4.00	HSK100A	5/16"	4.00"	1.220"	0.866"	5/16-24X1/4
HSK100A-0312-6.00	HSK100A	5/16"	6.00"	1.220"	0.866"	5/16-24X1/4
HSK100A-0375-4.00	HSK100A	3/8"	4.00"	1.260"	1.00"	3/8-24X5/16
HSK100A-0375-6.00	HSK100A	3/8"	6.00"	1.260"	1.00"	3/8-24X5/16
HSK100A-0437-4.00	HSK100A	7/16"	4.00"	1.496"	1.378"	7/16-20X3/8
HSK100A-0437-6.00	HSK100A	7/16"	6.00"	1.496"	1.378"	7/16-20X3/8
HSK100A-0500-4.00	HSK100A	1/2"	4.00"	1.575"	1.378"	7/16-20X3/8
HSK100A-0500-6.00	HSK100A	1/2"	6.00"	1.575"	1.378"	7/16-20X3/8
HSK100A-0625-4.00	HSK100A	5/8"	4.00"	1.693"	1.654"	9/16-18X1/2
HSK100A-0625-6.00	HSK100A	5/8"	6.00"	1.693"	1.654"	9/16-18X1/2
HSK100A-0750-4.00	HSK100A	3/4"	4.00"	1.969"	1.890"	5/8-18X1/2
HSK100A-0750-6.00	HSK100A	3/4"	6.00"	1.969"	1.890"	5/8-18X1/2
HSK100A-1000-4.00	HSK100A	1"	4.00"	2.559"	2.362"	3/4-16X11/16 (2)
HSK100A-1000-6.00	HSK100A	1"	6.00"	2.559"	2.362"	3/4-16X11/16 (2)
HSK100A-1250-4.00	HSK100A	1-1/4"	4.00"	2.559"	2.480"	3/4-16X11/16 (2)
HSK100A-1250-6.00	HSK100A	1-1/4"	6.00"	2.559"	2.480"	3/4-16X11/16 (2)

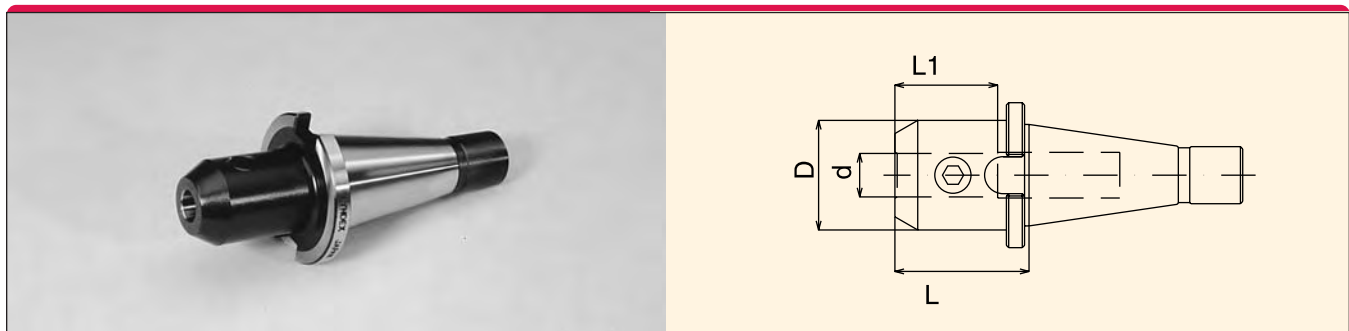
Note: End Mill Holders come equipped with set screws.
Coolant Tubes are sold separately.

NMTB30 END MILL HOLDERS




Part Number	Taper	d	L	L1	D	Set Screw
N3006-0125	NMTB30	1/8"	1.75"	0.63"	0.75"	6-32X1/4
N3006-0187	NMTB30	3/16"	1.75"	0.87"	0.75"	8-32X1/4
N3006-0250	NMTB30	1/4"	1.75"	1.10"	0.79"	1/4-28X1/4
N3006-0312	NMTB30	5/16"	1.75"	1.26"	0.87"	5/16-24X1/4
N3006-0375	NMTB30	3/8"	1.75"	1.26"	1.00"	3/8-24X5/16
N3006-0500	NMTB30	1/2"	1.75"	1.57"	1.38"	7/16-20X3/8
N3006-0625	NMTB30	5/8"	1.75"	1.69"	1.43"	9/16-18X1/2
N3006-0750	NMTB30	3/4"	2.25"	1.85"	1.89"	5/8-18X1/2
N3006-0875	NMTB30	7/8"	2.50"	1.96"	2.01"	5/8-18X1/2
N3006-1000	NMTB30	1"	2.69"	2.24"	2.36"	3/4-16X11/16
N3006-1250	NMTB30	1-1/4"	3.62"	2.24"	2.48"	3/4-16X11/16 (2)

NMTB40 END MILL HOLDERS



Part Number	Taper	d	L	L1	D	Set Screw
N4006-0125	NMTB40	1/8"	2.31"	0.63"	0.75"	6-32X1/4
N4006-0187	NMTB40	3/16"	2.31"	0.87"	0.75"	8-32X1/4
N4006-0250	NMTB40	1/4"	2.31"	1.10"	0.79"	1/4-28X1/4
N4006-0312	NMTB40	5/16"	2.31"	1.26"	0.87"	5/16-24X1/4
N4006-0375	NMTB40	3/8"	2.31"	1.26"	1.00"	3/8-24X5/16
N4006-0437	NMTB40	7/16"	2.31"	1.50"	1.38"	7/16-20X3/8
N4006-0500	NMTB40	1/2"	2.31"	1.50"	1.38"	7/16-20X3/8
N4006-0625	NMTB40	5/8"	2.31"	1.61"	1.65"	9/16-18X1/2
N4006-0750	NMTB40	3/4"	2.31"	1.77"	1.89"	5/8-18X1/2
N4006-0875	NMTB40	7/8"	2.94"	2.09"	2.01"	5/8-18X1/2 (2)
N4006-1000	NMTB40	1"	3.37"	2.36"	2.36"	3/4-16X11/16 (2)
N4006-1250	NMTB40	1-1/4"	3.69"	2.56"	2.48"	3/4-16X11/16 (2)
N4006-1500	NMTB40	1-1/2"	3.95"	2.56"	2.99"	3/4-16X11/16 (2)

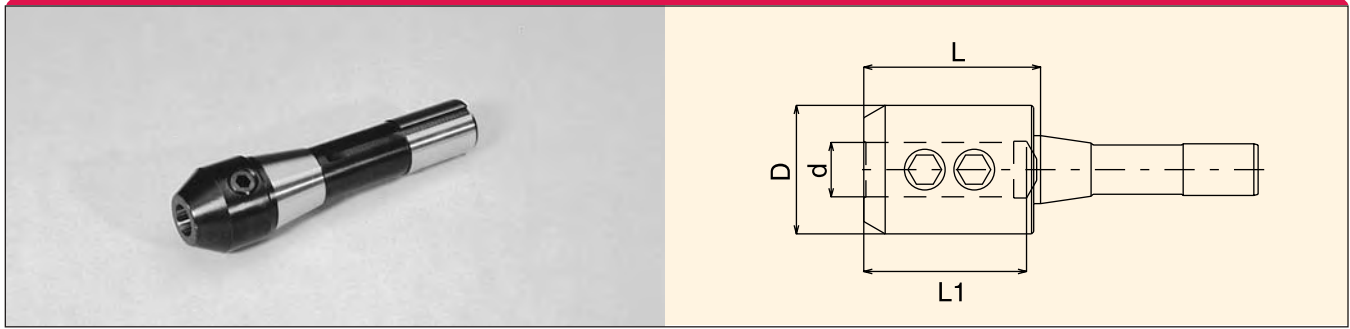
NMTB50 END MILL HOLDERS



Part Number	Taper	d	L	L1	D	Set Screw
N5006-0250	NMTB50	1/4"	2.75"	1.10"	0.79"	1/4-28X1/4
N5006-0375	NMTB50	3/8"	2.75"	1.26"	1.00"	3/8-24X5/16
N5016-0375	NMTB50	3/8"	4.50"	1.26"	1.00"	3/8-24X5/16
N5006-0500	NMTB50	1/2"	2.75"	1.50"	1.38"	7/16-20X3/8
N5016-0500	NMTB50	1/2"	4.50"	1.50"	1.38"	7/16-20X3/8
N5006-0625	NMTB50	5/8"	2.75"	1.61"	1.65"	9/16-18X1/2
N5016-0625	NMTB50	5/8"	4.50"	1.61"	1.65"	9/16-18X1/2
N5006-0750	NMTB50	3/4"	2.88"	1.77"	1.89"	5/8-18X1/2
N5016-0750	NMTB50	3/4"	4.50"	1.77"	1.89"	5/8-18X1/2
N5006-0875	NMTB50	7/8"	2.88"	2.09"	2.01"	5/8-18X1/2 (2)
N5016-0875	NMTB50	7/8"	4.50"	2.09"	2.01"	5/8-18X1/2 (2)
N5006-1000	NMTB50	1"	3.50"	2.36"	2.36"	3/4-16X11/16 (2)
N5016-1000	NMTB50	1"	5.50"	2.36"	2.36"	3/4-16X11/16 (2)
N5006-1250	NMTB50	1-1/4"	3.50"	2.56"	2.48"	3/4-16X11/16 (2)
N5016-1250	NMTB50	1-1/4"	5.50"	2.56"	2.48"	3/4-16X11/16 (2)
N5006-1500	NMTB50	1-1/2"	4.00"	2.83"	2.99"	3/4-16X11/16 (2)
N5016-1500	NMTB50	1-1/2"	6.00"	2.83"	2.99"	3/4-16X11/16 (2)
N5006-2000	NMTB50	2"	4.69"	3.34"	3.74"	1-14X7/8 (2)


Note: All NMTB toolholder flanges are qualified for use with Erickson QC spindles.
End Mill Holders come equipped with set screws.

R8 END MILL HOLDERS



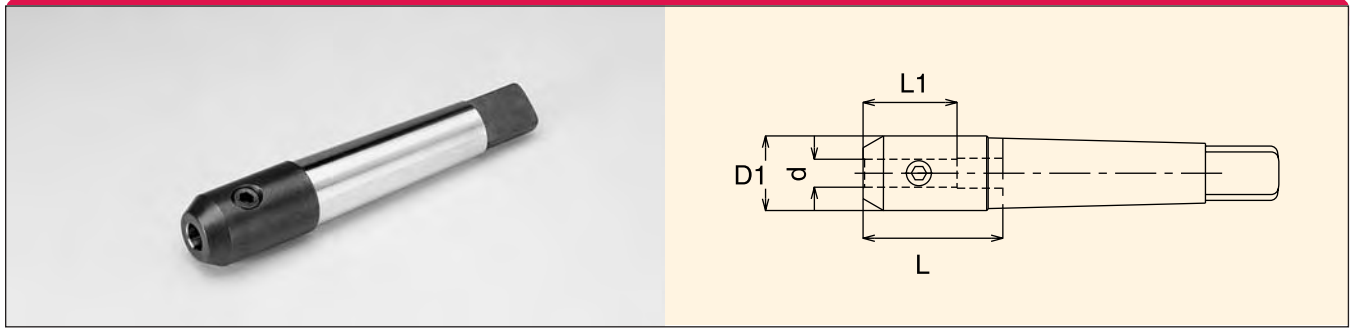
Part Number	Taper	d	L	L1	D	Set Screw
830-008	R8	1/8"	1.33"	0.63"	0.75"	6-32X1/4
830-012	R8	3/16"	1.33"	0.87"	0.75"	8-32X1/4
830-016	R8	1/4"	1.33"	1.10"	0.79"	1/4-28X1/4
830-020	R8	5/16"	1.75"	1.26"	0.87"	5/16-24X1/4
830-024	R8	3/8"	1.33"	1.26"	1.00"	3/8-24X5/16
830-028	R8	7/16"	1.33"	1.50"	1.38"	7/16-20X3/8
830-032	R8	1/2"	1.33"	1.50"	1.38"	7/16-20X3/8
830-040	R8	5/8"	1.50"	1.61"	1.65"	9/16-18X1/2
830-048	R8	3/4"	2.37"	1.77"	1.89"	5/8-18X1/2
830-056	R8	7/8"	2.75"	2.36"	2.01"	5/8-18X1/2 (2)
830-064	R8	1"	3.25"	2.76"	2.36"	3/4-16X11/16 (2)
830-080	R8	1-1/4"	3.25"	2.56"	2.48"	3/4-16X11/16 (2)
830-096	R8	1-1/2"	3.75"	2.83"	2.99"	3/4-16X11/16 (2)

STRAIGHT SHANK END MILL HOLDERS



Part Number	d	L	L1	D	D1	Set Screw
S7506-0125	1/8"	6.00"	0.63"	.750"	0.50"	6-32X1/4
S7506-0187	3/16"	6.00"	0.86"	.750"	0.56"	8-32X1/4
S7506-0250	1/4"	6.00"	1.10"	.750"	0.75"	1/4-28X1/4
S7506-0312	5/16"	6.00"	1.26"	.750"	0.75"	5/16-24X1/4
S1006-0375	3/8"	6.00"	1.26"	1.00"	1.00"	3/8-24X5/16 (2)
S1006-0500	1/2"	6.00"	1.49"	1.00"	1.00"	1/4-28x1/4 (2)

MORSE TAPER END MILL HOLDERS



Part Number	Taper	d	L	L1	D	Set Screw
M0206-0125	MT#2	1/8"	1.50"	0.67"	0.75"	6-32X1/4
M0206-0187	MT#2	3/16"	1.50"	0.87"	0.75"	8-32X1/4
M0206-0250	MT#2	1/4"	1.50"	1.07"	0.79"	1/4-28X1/4
M0206-0312	MT#2	5/16"	1.50"	1.26"	0.87"	5/16-24X5/16
M0206-0375	MT#2	3/8"	1.63"	1.26"	1.00"	3/8-24X5/16
M0206-0500	MT#2	1/2"	1.81"	1.53"	1.26"	7/16-20X3/8
M0306-0250	MT#3	1/4"	1.50"	1.07"	0.79"	1/4-28X1/4
M0306-0312	MT#3	5/16"	1.50"	1.26"	0.87"	5/16-24X5/16
M0306-0375	MT#3	3/8"	1.88"	1.26"	1.00"	3/8-24X5/16
M0306-0500	MT#3	1/2"	1.94"	1.50"	1.38"	7/16-20X3/8
M0406-0375	MT#4	3/8"	2.00"	1.35"	1.00"	3/8-24X5/16
M0406-0500	MT#4	1/2"	2.31"	1.46"	1.38"	7/16-20X3/8
M0406-0625	MT#4	5/8"	2.50"	1.61"	1.65"	9/16-18X1/2
M0406-0750	MT#4	3/4"	2.75"	1.77"	1.89"	5/8-18X1/2

REPLACEMENT EMH SET SCREWS

Part Number	Size of Holder I.D.
S6-32X1/4	1/8"
S8-32X1/4	3/16"
S1-14x7/8	2", 2-1/2"
S1/4-28x1/4	1/4", 6mm
S5/16-24X1/4	5/16", 8mm
S3/8-24X5/16	3/8", 7/16", 10mm
S7/16-20X3/8	1/2", 12mm
S9/16-18X1/2	5/8", 14-16mm
S5/8-18X1/2	3/4", 7/8", 18-20mm
S3/4-16X11/16	1", 1-1/4", 1-1/2", 25-42mm



REPLACEMENT AEROSPACE EMH SET SCREWS

Part Number	Size of Holder I.D.
S3/4-16UNF	1", 1-1/4", 1-1/2", 2", 2-1/2" Aerospace End Mill Holder
S1/2-20UNF	5/8", 3/4", 7/8" Aerospace End Mill Holder
S3/8-24UNF	3/8", 1/2" Aerospace End Mill Holder



SHELL MILL HOLDERS



MILLING CHUCKS

END MILL HOLDERS

SHELL MILL HOLDERS

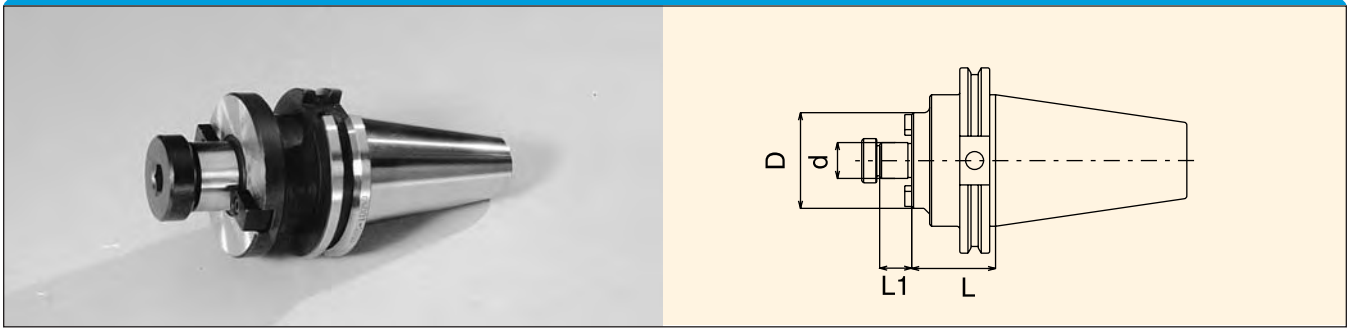
COLLET CHUCKS

DRILL CHUCKS

TAP HOLDERS

STUB, BORING, BLANK

CT TAPER SHELL MILL HOLDERS




Part Number	Taper	d	L	D	L1	Key Size	Arbor Thread
C4001-0500	CT40	1/2"	1.75"	1.38"	0.57"	1/4"	1/4"-28
C4001-0750	CT40	3/4"	1.75"	2.00"	0.67"	5/16"	3/8"-24
C4011-0750	CT40	3/4"	4.00"	2.00"	0.67"	5/16"	3/8"-24
C4001-1000	CT40	1"	1.75"	2.38"	0.67"	3/8"	1/2"-20
C4011-1000	CT40	1"	4.00"	2.38"	0.67"	3/8"	1/2"-20
C4001-1250	CT40	1-1/4"	2.00"	2.88"	0.67"	1/2"	5/8"-18
C4011-1250	CT40	1-1/4"	4.00"	2.88"	0.67"	1/2"	5/8"-18
C4001-1500	CT40	1-1/2"	2.00"	3.80"	0.93"	5/8"	3/4"-16
C4011-1500	CT40	1-1/2"	4.00"	3.80"	0.93"	5/8"	3/4"-16
C4501-0750	CT45	3/4"	1.75"	2.00"	0.67"	5/16"	3/8"-24
C4501-1000	CT45	1"	1.75"	2.25"	0.67"	3/8"	1/2"-20
C4501-1250	CT45	1-1/4"	1.75"	2.88"	0.67"	1/2"	5/8"-18
C4501-1500	CT45	1-1/2"	2.00"	3.80"	0.93"	5/8"	3/4"-16
C4501-2000	CT45	2"	2.00"	4.38"	0.93"	3/4"	1"-14
C5001-0750	CT50	3/4"	1.75"	2.00"	0.67"	5/16"	3/8"-24
C5011-0750	CT50	3/4"	4.00"	2.00"	0.67"	5/16"	3/8"-24
C5021-0750	CT50	3/4"	6.00"	2.00"	0.67"	5/16"	3/8"-24
C5031-0750	CT50	3/4"	8.00"	2.00"	0.67"	5/16"	3/8"-24
C5001-1000	CT50	1"	1.75"	2.75"	0.69"	3/8"	1/2"-20
C5011-1000	CT50	1"	4.00"	2.75"	0.69"	3/8"	1/2"-20
C5021-1000	CT50	1"	6.00"	2.75"	0.69"	3/8"	1/2"-20
C5031-1000	CT50	1"	8.00"	2.75"	0.69"	3/8"	1/2"-20
C5001-1250	CT50	1-1/4"	1.75"	2.88"	0.69"	1/2"	5/8"-18
C5011-1250	CT50	1-1/4"	4.00"	2.88"	0.69"	1/2"	5/8"-18
C5021-1250	CT50	1-1/4"	6.00"	2.88"	0.69"	1/2"	5/8"-18
C5031-1250	CT50	1-1/4"	8.00"	2.88"	0.69"	1/2"	5/8"-18
C5001-1500	CT50	1-1/2"	2.00"	3.80"	0.93"	5/8"	3/4"-16
C5011-1500	CT50	1-1/2"	4.00"	3.80"	0.93"	5/8"	3/4"-16
C5021-1500	CT50	1-1/2"	6.00"	3.80"	0.93"	5/8"	3/4"-16
C5031-1500	CT50	1-1/2"	8.00"	3.80"	0.93"	5/8"	3/4"-16
C5001-2000	CT50	2"	2.00"	4.38"	0.93"	3/4"	1"-14
C5011-2000	CT50	2"	4.00"	4.38"	0.93"	3/4"	1"-14
C5021-2000	CT50	2"	6.00"	4.38"	0.93"	3/4"	1"-14

HSBALANCE™ Shell Mill Holders


For high speed applications, refer to the HSBALANCE™ section in the Advanced Products Catalog

CT TAPER SHELL MILL HOLDERS (METRIC)



Part Number	Taper	d	L	D	L1	Key Size	Arbor Thread
C4001-22	CT40	22mm	50mm	40mm	19mm	10mm	M10
C4001-27	CT40	27mm	50mm	48mm	21mm	12mm	M12
C4001-32	CT40	32mm	50mm	58mm	24mm	14mm	M16
C4001-40	CT40	40mm	60mm	67mm	27mm	16mm	M20
C5001-22	CT50	22mm	60mm	40mm	19mm	10mm	M10
C5001-27	CT50	27mm	60mm	48mm	21mm	12mm	M12
C5001-32	CT50	32mm	60mm	58mm	24mm	14mm	M16
C5001-40	CT50	40mm	60mm	67mm	27mm	16mm	M20

CT TAPER FACE MILL HOLDERS



Part Number	Taper	d	L	D	L1	Key Size
C50F1-2000	CT50	2"	2.95"	5.06"	0.86"	3/4"
C50F1-2500	CT50	2-1/2"	2.95"	5.00"	1.18"	1.00"

Note: Face Mill Holders are supplied with four 5/8 - 11 mounting bolts.

MILLING CHUCKS

END MILL HOLDERS

SHELL MILL HOLDERS


COLLET CHUCKS

DRILL CHUCKS

TAP HOLDERS

STUB, BORING, BLANK

BT TAPER SHELL MILL HOLDERS



Part Number	Taper	d	L	D	L1	Key Size	Arbor Thread
B3001-0500	BT30	1/2"	1.19"	1.38"	0.57"	1/4"	1/4"-28
B3001-0750	BT30	3/4"	1.19"	2.00"	0.67"	5/16"	3/8"-24
B3001-1000	BT30	1"	1.19"	2.38"	0.67"	3/8"	1/2"-20
B3501-0500	BT35	1/2"	1.19"	1.38"	0.57"	1/4"	1/4"-28
B3501-0750	BT35	3/4"	1.19"	2.00"	0.67"	5/16"	3/8"-24
B3501-1000	BT35	1"	1.19"	2.38"	0.67"	3/8"	1/2"-20
B3501-1250	BT35	1-1/4"	1.44"	2.88"	0.67"	1/2"	5/8"-18
B4001-0500	BT40	1/2"	1.75"	1.38"	0.57"	1/4"	1/4"-28
B4001-0750	BT40	3/4"	1.75"	2.00"	0.67"	5/16"	3/8"-24
B4001-1000	BT40	1"	1.75"	2.38"	0.67"	3/8"	1/2"-20
B4001-1250	BT40	1-1/4"	2.00"	2.88"	0.67"	1/2"	5/8"-18
B4001-1500	BT40	1-1/2"	2.00"	3.80"	0.92"	5/8"	3/4"-16
B4501-0500	BT45	1/2"	1.75"	1.38"	0.57"	1/4"	1/4"28
B4501-0750	BT45	3/4"	1.75"	2.00"	0.67"	5/16"	3/8"-24
B4501-1000	BT45	1"	1.75"	2.38"	0.67"	3/8"	1/2"-20
B4501-1250	BT45	1-1/4"	1.75"	2.88"	0.67"	1/2"	5/8"-18
B4501-1500	BT45	1-1/2"	2.00"	3.80"	0.92"	5/8"	3/4"-16
B5001-0750	BT50	3/4"	1.75"	2.00"	0.67"	5/16"	3/8"-24
B5001-1000	BT50	1"	1.75"	2.38"	0.68"	3/8"	1/2"-20
B5011-1000	BT50	1"	4.00"	2.38"	0.68"	3/8"	1/2"-20
B5021-1000	BT50	1"	6.00"	2.38"	0.68"	3/8"	1/2"-20
B5001-1250	BT50	1-1/4"	2.00"	2.88"	0.68"	1/2"	5/8"-18
B5011-1250	BT50	1-1/4"	4.00"	2.88"	0.68"	1/2"	5/8"-18
B5021-1250	BT50	1-1/4"	6.00"	2.88"	0.68"	1/2"	5/8"-18
B5001-1500	BT50	1-1/2"	2.00"	3.80"	0.93"	5/8"	3/4"-16
B5011-1500	BT50	1-1/2"	4.00"	3.80"	0.93"	5/8"	3/4"-16
B5021-1500	BT50	1-1/2"	6.00"	3.80"	0.93"	5/8"	3/4"-16
B5001-2000	BT50	2"	2.00"	4.38"	0.93"	3/4"	1"-14
B5011-2000	BT50	2"	4.00"	4.38"	0.93"	3/4"	1"-14

HSBALANCE™ Shell Mill Holders


For high speed applications, refer to the HSBALANCE™ section in the Advanced Products Catalog

BT TAPER SHELL MILL HOLDERS (METRIC)



Part Number	Taper	d	L	D	L1	Key Size	Arbor Thread
B4001-22	BT40	22mm	50mm	40mm	19mm	10mm	M10
B4001-27	BT40	27mm	50mm	48mm	21mm	12mm	M12
B4001-32	BT40	32mm	50mm	58mm	24mm	14mm	M16
B4001-40	BT40	40mm	60mm	67mm	27mm	16mm	M20

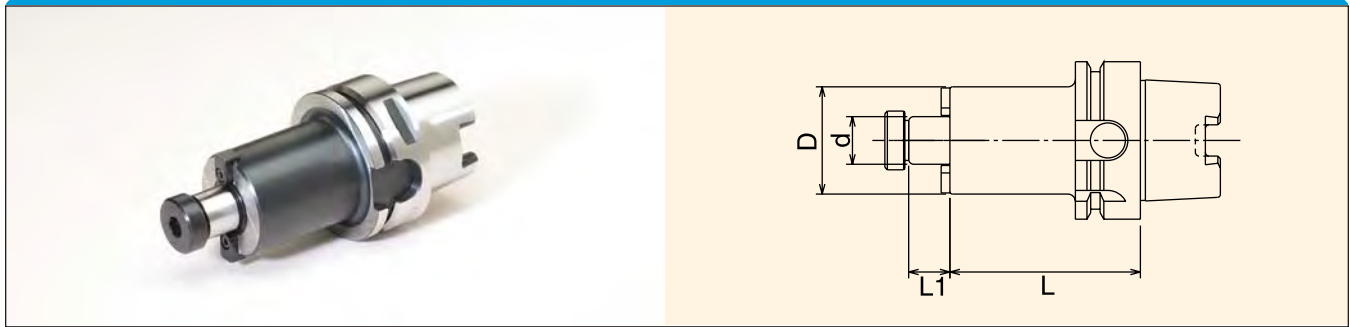
BT TAPER FACE MILL HOLDER



Part Number	Taper	d	L	D	L1	Key Size
B50F1-2000	BT50	2"	3.00"	5.06"	0.86"	3/4"
B50F1-2500	BT50	2-1/2"	3.00"	5.00"	1.18"	1"

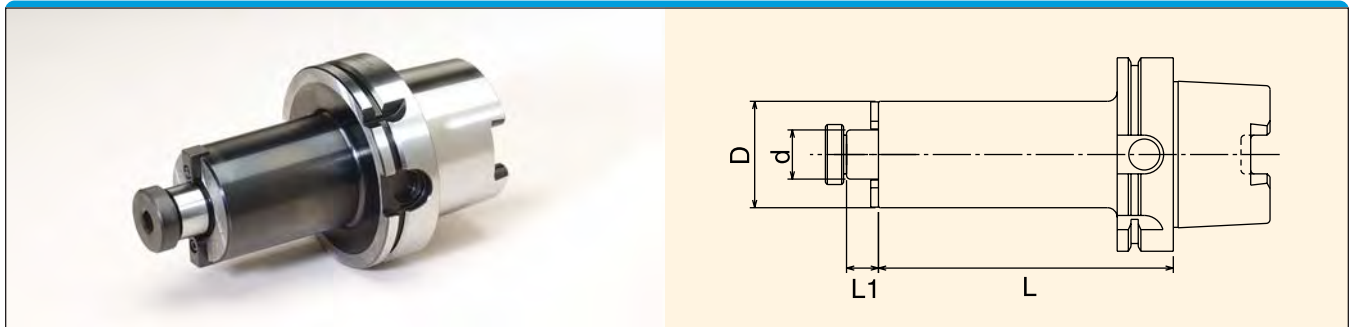
Note: Face Mill Holders are supplied with four 5/8 - 11 mounting bolts.

HSK63A SHELL MILL HOLDERS



Part Number	Taper	d	L	D	L1	Key Size	Arbor Thread
HSK63A-SM0750-3.00	HSK63A	3/4"	3.00"	1.693"	0.669"	5/16"	3/8"-24
HSK63A-SM0750-5.00	HSK63A	3/4"	5.00"	1.693"	0.669"	5/16"	3/8"-24
HSK63A-SM1000-3.00	HSK63A	1"	3.00"	2.165"	0.669"	3/8"	1/2"-20
HSK63A-SM1000-5.00	HSK63A	1"	5.00"	2.165"	0.669"	3/8"	1/2"-20
HSK63A-SM1250-3.00	HSK63A	1-1/4"	3.00"	2.756"	0.669"	1/2"	5/8"-18
HSK63A-SM1250-5.00	HSK63A	1-1/4"	5.00"	2.756"	0.669"	1/2"	5/8"-18

HSK100A SHELL MILL HOLDERS




Part Number	Taper	d	L	D	L1	Key Size	Arbor Thread
HSK100A-SM0750-4.00	HSK100A	3/4"	4.00"	1.693"	0.669"	5/16"	3/8"-24
HSK100A-SM0750-6.00	HSK100A	3/4"	6.00"	1.693"	0.669"	5/16"	3/8"-24
HSK100A-SM1000-4.00	HSK100A	1"	4.00"	2.165"	0.669"	3/8"	1/2"-20
HSK100A-SM1000-6.00	HSK100A	1"	6.00"	2.165"	0.669"	3/8"	1/2"-20
HSK100A-SM1250-4.00	HSK100A	1-1/4"	4.00"	2.756"	0.669"	1/2"	5/8"-18
HSK100A-SM1250-6.00	HSK100A	1-1/4"	6.00"	2.756"	0.669"	1/2"	5/8"-18
HSK100A-SM1500-4.00	HSK100A	1-1/2"	4.00"	3.504"	0.902"	5/8"	3/4"-16
HSK100A-SM1500-6.00	HSK100A	1-1/2"	6.00"	3.504"	0.902"	5/8"	3/4"-16
HSK100A-SM2000-4.00	HSK100A	2"	4.00"	4.488"	0.902"	3/4"	1"-14
HSK100A-SM2000-6.00	HSK100A	2"	6.00"	4.488"	0.902"	3/4"	1"-14

Note: Coolant tubes are not included.

hsBALANCE™ Shell Mill Holders

For high speed applications, refer to the hsBALANCE™ section in the Advanced Products Catalog

HSK100A FACE MILL HOLDER



Part Number	Taper	d	L	D	L1	Key Size
HSK100A-FM2000-4.00	HSK100A	2"	4.00"	5.062"	0.866"	3/4"
HSK100A-FM2000-6.00	HSK100A	2"	6.00"	5.062"	0.866"	3/4"
HSK100A-FM2500-4.00	HSK100A	2-1/2"	4.00"	5.062"	0.866"	1.00"
HSK100A-FM2500-6.00	HSK100A	2-1/2"	6.00"	5.062"	0.866"	1.00"

MILLING CHUCKS

END MILL HOLDERS

SHELL MILL HOLDERS

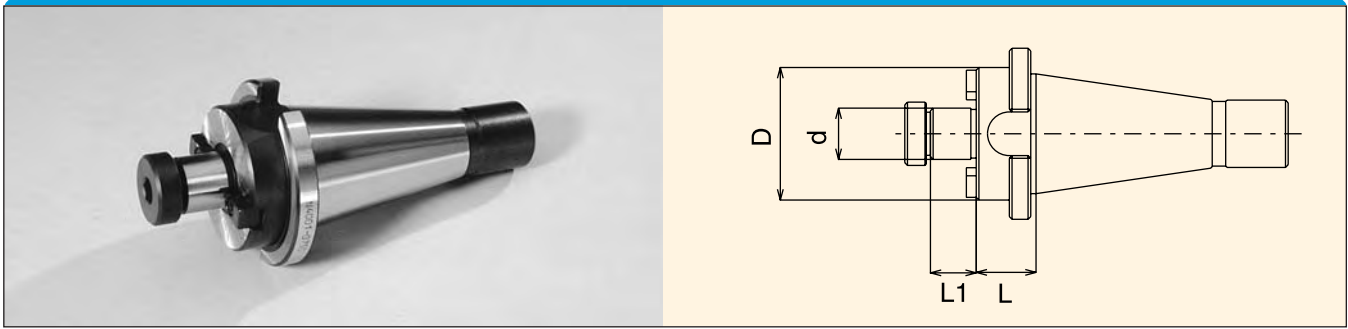
COLLET CHUCKS

DRILL CHUCKS

TAP HOLDERS

STUB, BORING, BLANK

NMTB TAPER SHELL MILL HOLDERS



Part Number	Taper	d	L	D	L1	Key Size	Arbor Thread
N3001-0500	NMTB30	1/2"	1.25"	1.38"	0.57"	1/4"	1/4"-28
N3001-0750	NMTB30	3/4"	1.31"	2.00"	0.67"	5/16"	3/8"-24
N3001-1000	NMTB30	1"	1.31"	2.38"	0.67"	3/8"	1/2"-20
N3001-1250	NMTB30	1-1/4"	1.44"	2.88"	0.67"	1/2"	5/8"-18
N4001-0500	NMTB40	1/2"	0.87"	1.38"	0.57"	1/4"	1/4"-28
N4001-0750	NMTB40	3/4"	0.87"	1.94"	0.67"	5/16"	3/8"-24
N4001-1000	NMTB40	1"	1.31"	2.38"	0.67"	3/8"	1/2"-20
N4001-1250	NMTB40	1-1/4"	1.50"	2.88"	0.67"	1/2"	5/8"-18
N4001-1500	NMTB40	1-1/2"	1.63"	3.50"	0.93"	5/8"	3/4"-16
N5001-0750	NMTB50	3/4"	1.25"	2.00"	0.67"	5/16"	3/8"-24
N5001-1000	NMTB50	1"	1.88"	2.38"	0.67"	3/8"	1/2"-20
N5001-1250	NMTB50	1-1/4"	1.88"	2.88"	0.67"	1/2"	5/8"-18
N5001-1500	NMTB50	1-1/2"	1.88"	3.50"	0.93"	5/8"	3/4"-16
N5001-2000	NMTB50	2"	1.88"	4.38"	0.93"	3/4"	1"-14

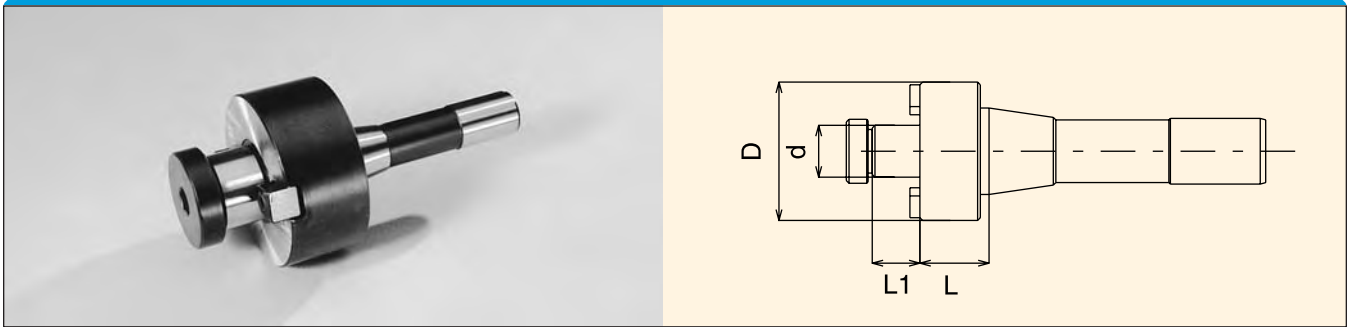
NMTB TAPER FACE MILL HOLDERS



Part Number	Taper	d	L	D	L1	Key Size
N50F1-2000	NMTB50	2"	3.00"	5.05"	0.87"	3/4"
N50F1-2500	NMTB50	2-1/2"	3.00"	5.00"	1.18"	1"

Note: All NMTB toolholder flanges are qualified for use with Erickson QC spindles.
Face Mill Holders are supplied with four 5/8 - 11 mounting bolts.

R8 SHELL MILL HOLDERS



Part Number	Taper	d	L	D	L1	Key Size	Arbor Thread
850-032	R8	1/2"	1.00"	1.38"	0.57"	1/4"	1/4"-28
850-048	R8	3/4"	1.00"	2.00"	0.69"	5/16"	3/8"-24
850-064	R8	1"	1.00"	2.38"	0.69"	3/8"	1/2"-20
850-080	R8	1-1/4"	1.00"	2.88"	0.69"	1/2"	5/8"-18
850-096	R8	1-1/2"	1.75"	3.50"	0.94"	5/8"	3/4"-16

MILLING CHUCKS

END MILL HOLDERS

SHELL MILL HOLDERS

COLLET CHUCKS

DRILL CHUCKS

TAP HOLDERS

STUB, BORING, BLANK

REPLACEMENT SHELL MILL HOLDER KEYS

Part Number	Description
1/2-KEYSET	Two 1/4" Locating Pins
3/4-KEYSET	Two 5/16" Keys with Screws
1-KEYSET	Two 3/8" Keys with Screws
1-1/4-KEYSET	Two 1/2" Keys with Screws
1-1/2-KEYSET	Two 5/8" Keys with Screws
2-KEYSET	Two 3/4" Keys with Screws
2-1/2-KEYSET	Two 1" Keys with Screws
22-KEYSET	Two 10mm Keys with Screws
27-KEYSET	Two 12mm Keys with Screws
32-KEYSET	Two 14mm Keys with Screws
40-KEYSET	Two 16mm Keys with Screws



REPLACEMENT ARBOR SCREWS

Part Number	Description
A5/8-11	Face Mill Mounting Bolt
A1/4-28	Use with 1/2" Holders
A3/8-24	Use with 3/4" Holders
A1/2-20	Use with 1" Holders
A5/8-18	Use with 1-1/4" Holders
A3/4-16	Use with 1-1/2" Holders
A1-14	Use with 2" Holders
A10mm-P1.5	Use with 22.0mm Holders
A12mm-P1.75	Use with 27.0mm Holders
A16mm-P2	Use with 32.0mm Holders
A20mm-P2.5	Use with 40.0mm Holders



COLLET CHUCKS



MILLING CHUCKS

END MILL HOLDERS

SHELL MILL HOLDERS

COLLET CHUCKS

DRILL CHUCKS

TAP HOLDERS

STUB, BORING, BLANK

ER COLLET CHUCKS


ER Chucks are used for precision work.

ER Collets provide greater gripping strength and higher precision than double angle collets.

To use: first insert the collet into the chuck nut by squeezing the collet and pressing its face into the chuck nut's retaining ring until the collet's collar is fully seated. Then load the collet into the chuck, insert a cutting tool, and tighten with the appropriate nut wrench.

To remove: simply squeeze the collet while pulling it from the chuck nut at an angle.

CT TAPER ER COLLET CHUCKS



Part Number	Taper	Collet Series	Collet Range	L	L1	D
C4007-0008	CT40	ER8	.019-.196"	2.50"	0.51"	0.47"
C4017-0008	CT40	ER8	.019-.196"	4.00"	0.51"	0.47"
C4007-0011	CT40	ER11	.019-.275"	2.50"	0.65"	0.75"
C4017-0011	CT40	ER11	.019-.275"	4.00"	0.65"	0.75"
C4027-0011	CT40	ER11	.019-.275"	6.00"	0.65"	0.75"
C40S7-0016	CT40	ER16	.019-.406"	2.25"	0.87"	1.26"
C4007-0016	CT40	ER16	.019-.406"	3.50"	0.87"	1.26"
C4017-0016	CT40	ER16	.019-.406"	6.00"	0.87"	1.26"
C4007-0020	CT40	ER20	.039-.511"	2.50"	1.06"	1.38"
C4017-0020	CT40	ER20	.039-.511"	4.00"	1.06"	1.38"
C4027-0020	CT40	ER20	.039-.511"	6.00"	1.06"	1.38"
C4007-0025	CT40	ER25	.039-.629"	2.50"	1.18"	1.65"
C4017-0025	CT40	ER25	.039-.629"	4.00"	1.18"	1.65"
C4027-0025	CT40	ER25	.039-.629"	6.00"	1.18"	1.65"
C4007-0032	CT40	ER32	.078-.787"	3.13"	1.34"	1.97"
C4017-0032	CT40	ER32	.078-.787"	5.00"	1.34"	1.97"
C4007-0040	CT40	ER40	.118-1.023"	3.13"	1.50"	2.48"
C4017-0040	CT40	ER40	.118-1.023"	5.00"	1.50"	2.48"
C5007-0016	CT50	ER16	.019-.406"	4.12"	0.87"	1.26"
C5017-0016	CT50	ER16	.019-.406"	6.00"	0.87"	1.26"
C5027-0016	CT50	ER16	.019-.406"	8.00"	0.87"	1.26"
C5007-0020	CT50	ER20	.039-.511"	2.50"	1.06"	1.38"
C5017-0020	CT50	ER20	.039-.511"	4.00"	1.06"	1.38"
C5027-0020	CT50	ER20	.039-.511"	6.00"	1.06"	1.38"
C5037-0020	CT50	ER20	.039-.511"	8.00"	1.06"	1.38"
C5007-0025	CT50	ER25	.039-.629"	2.50"	1.18"	1.65"
C5017-0025	CT50	ER25	.039-.629"	4.00"	1.18"	1.65"
C5027-0025	CT50	ER25	.039-.629"	6.00"	1.18"	1.65"
C5037-0025	CT50	ER25	.039-.629"	8.00"	1.18"	1.65"
C5007-0032	CT50	ER32	.078-.787"	4.00"	1.34"	1.97"

CT TAPER ER COLLET CHUCKS (cont.)

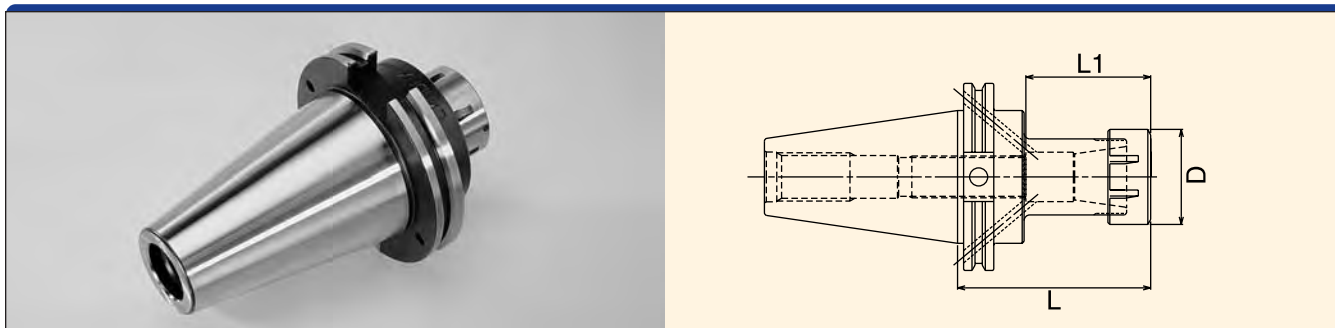
Part Number	Taper	Collet Series	Collet Range	L	L1	D
C5017-0032	CT50	ER32	.078-.787"	6.00"	1.34"	1.97"
C5027-0032	CT50	ER32	.078-.787"	8.00"	1.34"	1.97"
C5007-0040	CT50	ER40	.118-1.023"	4.00"	1.50"	2.48"
C5017-0040	CT50	ER40	.118-1.023"	6.00"	1.50"	2.48"
C5027-0040	CT50	ER40	.118-1.023"	8.00"	1.50"	2.48"

Note: Chucks are equipped with a left-hand-threaded stop screw and a chuck nut.

hsBalance™ ER Collet Chucks

Use hsBALANCE™ CT Taper ER Collet Chucks for high speed applications. See hsBALANCE™ section in our Advanced Product Catalog.

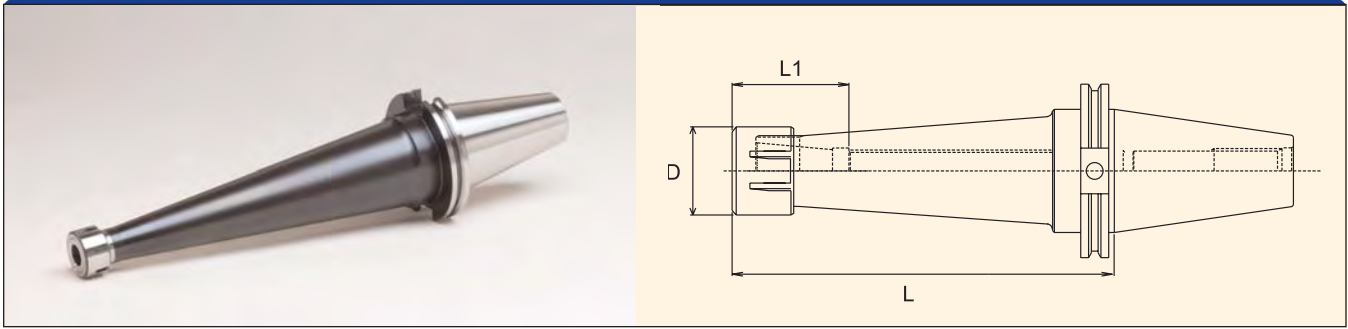
CT TAPER ER COLLET CHUCKS (DIN)



Part Number	Taper	Collet Series	Collet Range	L	L1	D
C4007-0016DIN	CT40	ER16	.019-.406"	3.50"	0.87"	1.26"
C4017-0016DIN	CT40	ER16	.019-.406"	6.00"	0.87"	1.26"
C4007-0020DIN	CT40	ER20	.039-.511"	2.50"	1.18"	1.38"
C4017-0020DIN	CT40	ER20	.039-.511"	4.00"	1.06"	1.38"
C4007-0025DIN	CT40	ER25	.039-.629"	2.50"	1.18"	1.65"
C4017-0025DIN	CT40	ER25	.039-.629"	4.00"	1.18"	1.65"
C4007-0032DIN	CT40	ER32	.078-.787"	3.13"	1.89"	1.97"
C4017-0032DIN	CT40	ER32	.078-.787"	5.00"	1.34"	1.97"
C4007-0040DIN	CT40	ER40	.118-1.023"	3.13"	2.05"	2.48"
C4017-0040DIN	CT40	ER40	.118-1.023"	5.00"	1.50"	2.48"
C5007-0016DIN	CT50	ER16	.019-.406"	4.13"	0.87"	1.26"
C5017-0016DIN	CT50	ER16	.019-.406"	6.00"	0.87"	1.26"
C5027-0016DIN	CT50	ER16	.019-.406"	8.00"	0.87"	1.26"
C5007-0020DIN	CT50	ER20	.039-.511"	2.50"	1.06"	1.38"
C5017-0020DIN	CT50	ER20	.039-.511"	4.00"	1.06"	1.38"
C5027-0020DIN	CT50	ER20	.039-.511"	6.00"	1.06"	1.38"
C5007-0025DIN	CT50	ER25	.039-.629"	2.50"	1.18"	1.65"
C5017-0025DIN	CT50	ER25	.039-.629"	4.00"	1.18"	1.65"
C5027-0025DIN	CT50	ER25	.039-.629"	6.00"	1.18"	1.65"
C5007-0032DIN	CT50	ER32	.078-.787"	4.00"	2.09"	1.97"
C5017-0032DIN	CT50	ER32	.078-.787"	6.00"	1.34"	1.97"
C5027-0032DIN	CT50	ER32	.078-.787"	8.00"	1.34"	1.97"
C5007-0040DIN	CT50	ER40	.118-1.023"	4.00"	2.13"	2.48"
C5017-0040DIN	CT50	ER40	.118-1.023"	6.00"	1.50"	2.48"
C5027-0040DIN	CT50	ER40	.118-1.023"	8.00"	1.50"	2.48"


Note: "DIN" designates suitability for coolant through the flange per DIN 69871 Form B specs.

NEW EXTENDED LENGTH COLLET CHUCKS



Part Number	Taper	Collet Series	L	L1	D	Collet Range
C4047-0008	CT40	ER8	9.00"	0.51"	0.47"	.019-.196"
C4047-0016	CT40	ER16	9.00"	0.87"	1.26"	.019-.406"
C4047-0020	CT40	ER20	9.00"	1.06"	1.38"	.039-.511"
C4047-0032	CT40	ER32	9.00"	1.34"	1.97"	.078-.787"
C5057-0016	CT50	ER16	12.00"	0.87"	1.26"	.019-.406"
C5057-0020	CT50	ER20	12.00"	1.06"	1.38"	.039-.511"
C5057-0032	CT50	ER32	12.00"	1.34"	1.97"	.078-.787"
C5057-0040	CT50	ER40	12.00"	1.50"	2.48"	.118-1.023"

BT TAPER ER COLLET CHUCKS



Part Number	Taper	Collet Series	Collet Range	L	L1	D
B3007-0008	BT30	ER8	.019-.196"	2.00"	0.51"	0.47"
B3017-0008	BT30	ER8	.019-.196"	4.00"	0.51"	0.47"
B3007-0011	BT30	ER11	.019-.275"	2.00"	0.65"	0.75"
B3017-0011	BT30	ER11	.019-.275"	4.00"	0.65"	0.75"
B3007-0016	BT30	ER16	.019-.406"	2.36"	0.87"	1.26"
B3017-0016	BT30	ER16	.019-.406"	4.00"	0.87"	1.26"
B3027-0016	BT30	ER16	.019-.406"	5.00"	0.87"	1.26"
B3037-0016	BT30	ER16	.019-.406"	6.00"	0.87"	1.26"
B3007-0020	BT30	ER20	.039-.511"	2.50"	1.06"	1.38"
B3017-0020	BT30	ER20	.039-.511"	4.00"	1.06"	1.38"
B3007-0025	BT30	ER25	.039-.629"	2.00"	1.18"	1.65"
B3017-0025	BT30	ER25	.039-.629"	4.00"	1.18"	1.65"
B3007-0032	BT30	ER32	.078-.787"	3.00"	1.34"	1.97"
B3017-0032	BT30	ER32	.078-.787"	5.00"	1.34"	1.97"
B3507-0011	BT35	ER11	.019-.275"	2.00"	0.65"	0.75"
B3517-0011	BT35	ER11	.019-.275"	4.00"	0.65"	0.75"
B3507-0016	BT35	ER16	.019-.406"	3.00"	0.87"	1.26"
B3507-0020	BT35	ER20	.039-.511"	2.50"	1.06"	1.38"
B3507-0025	BT35	ER25	.039-.629"	2.50"	1.18"	1.65"
B3507-0032	BT35	ER32	.078-.787"	3.00"	1.34"	1.97"
B4007-0008	BT40	ER8	.019-.196"	2.50"	0.51"	0.47"
B4017-0008	BT40	ER8	.019-.196"	4.00"	0.51"	0.47"
B4007-0011	BT40	ER11	.019-.275"	2.50"	0.65"	0.75"
B4017-0011	BT40	ER11	.019-.275"	4.00"	0.65"	0.75"
B4027-0011	BT40	ER11	.019-.275"	6.00"	0.65"	0.75"
B4007-0016	BT40	ER16	.019-.406"	3.50"	0.87"	1.26"
B4017-0016	BT40	ER16	.019-.406"	5.00"	0.87"	1.26"
B4007-0020	BT40	ER20	.039-.511"	2.50"	1.06"	1.38"
B4017-0020	BT40	ER20	.039-.511"	4.00"	1.06"	1.38"
B4027-0020	BT40	ER20	.039-.511"	6.00"	1.06"	1.38"
B4007-0025	BT40	ER25	.039-.629"	2.25"	1.18"	1.65"
B4017-0025	BT40	ER25	.039-.629"	4.00"	1.18"	1.65"
B4027-0025	BT40	ER25	.039-.629"	6.00"	1.18"	1.65"
B4007-0032	BT40	ER32	.078-.787"	3.13"	1.34"	1.97"
B4017-0032	BT40	ER32	.078-.787"	5.00"	1.34"	1.97"
B4007-0040	BT40	ER40	.118-1.023"	3.13"	1.50"	2.50"
B4017-0040	BT40	ER40	.118-1.023"	5.00"	1.50"	2.50"
B5007-0016	BT50	ER16	.019-.406"	4.12"	0.87"	1.26"
B5017-0016	BT50	ER16	.019-.406"	6.00"	0.87"	1.26"

MILLING CHUCKS

END MILL HOLDERS

SHELL MILL HOLDERS

COLLET CHUCKS

DRILL CHUCKS


TAP HOLDERS

STUB, BORING, BLANK

BT TAPER ER COLLET CHUCKS (cont.)


Part Number	Taper	Collet Series	Collet Range	L	L1	D
B5007-0020	BT50	ER20	.039-.511"	2.75"	1.06"	1.38"
B5017-0020	BT50	ER20	.039-.511"	4.00"	1.06"	1.38"
B5007-0025	BT50	ER25	.039-.629"	2.63"	1.18"	1.65"
B5017-0025	BT50	ER25	.039-.629"	4.00"	1.18"	1.65"
B5007-0032	BT50	ER32	.078-.787"	4.00"	1.34"	2.00"
B5017-0032	BT50	ER32	.078-.787"	6.00"	1.34"	2.00"
B5007-0040	BT50	ER40	.118-1.023"	4.00"	1.50"	2.50"
B5017-0040	BT50	ER40	.118-1.023"	6.00"	1.50"	2.50"

HSK63A ER COLLET CHUCKS



Part Number	Taper	Collet Series	Collet Range	L	L1	D
HSK63A-ER16-3.00	HSK63A	ER16	.019-.393"	3.00"	0.866"	1.260"
HSK63A-ER16-5.00	HSK63A	ER16	.019-.393"	5.00"	0.866"	1.260"
HSK63A-ER20-3.00	HSK63A	ER20	.039-.511"	3.00"	1.062"	1.378"
HSK63A-ER20-5.00	HSK63A	ER20	.039-.511"	5.00"	1.062"	1.378"
HSK63A-ER25-3.00	HSK63A	ER25	.039-.629"	3.00"	1.181"	1.654"
HSK63A-ER25-5.00	HSK63A	ER25	.039-.629"	5.00"	1.181"	1.654"
HSK63A-ER32-4.00	HSK63A	ER32	.078-.787"	4.00"	1.260"	1.969"
HSK63A-ER32-6.00	HSK63A	ER32	.078-.787"	6.00"	1.260"	1.969"
HSK63A-ER40-4.00	HSK63A	ER40	.118-1.023"	4.00"	1.496"	2.480"
HSK63A-ER40-6.00	HSK63A	ER40	.118-1.023"	6.00"	1.496"	2.480"

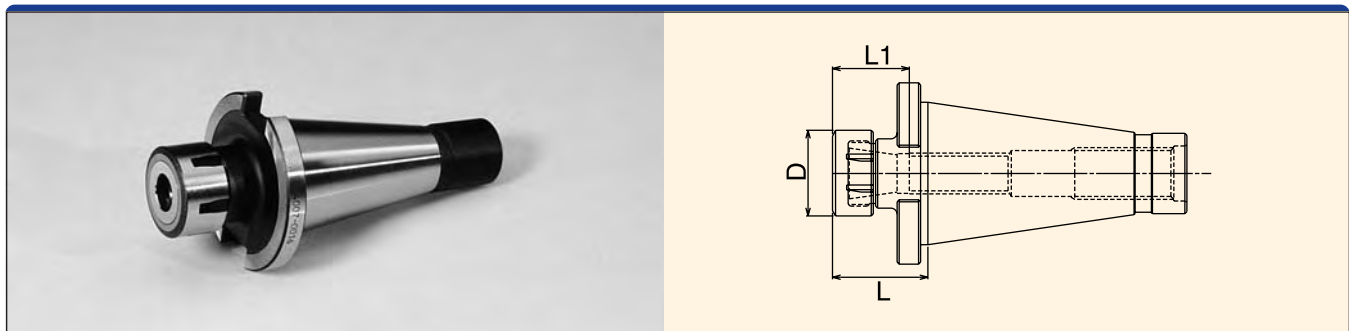
HSK100A ER COLLET CHUCKS



Part Number	Taper	Collet Series	Collet Range	L	L1	D
HSK100A-ER16-4.00	HSK100A	ER16	.019-.393"	4.00"	0.866"	1.260"
HSK100A-ER16-6.00	HSK100A	ER16	.019-.393"	6.00"	0.866"	1.260"
HSK100A-ER20-4.00	HSK100A	ER20	.039-.511"	4.00"	1.062"	1.378"
HSK100A-ER20-6.00	HSK100A	ER20	.039-.511"	6.00"	1.062"	1.378"
HSK100A-ER25-4.00	HSK100A	ER25	.039-.629"	4.00"	1.181"	1.654"
HSK100A-ER25-6.00	HSK100A	ER25	.039-.629"	6.00"	1.181"	1.654"
HSK100A-ER32-4.00	HSK100A	ER32	.078-.787"	4.00"	1.260"	1.969"
HSK100A-ER32-6.00	HSK100A	ER32	.078-.787"	6.00"	1.260"	1.969"
HSK100A-ER40-4.00	HSK100A	ER40	.118-1.023"	4.00"	1.496"	2.480"
HSK100A-ER40-6.00	HSK100A	ER40	.118-1.023"	6.00"	1.496"	2.480"

Note: Coolant tubes sold separately.

NMTB TAPER ER COLLET CHUCKS



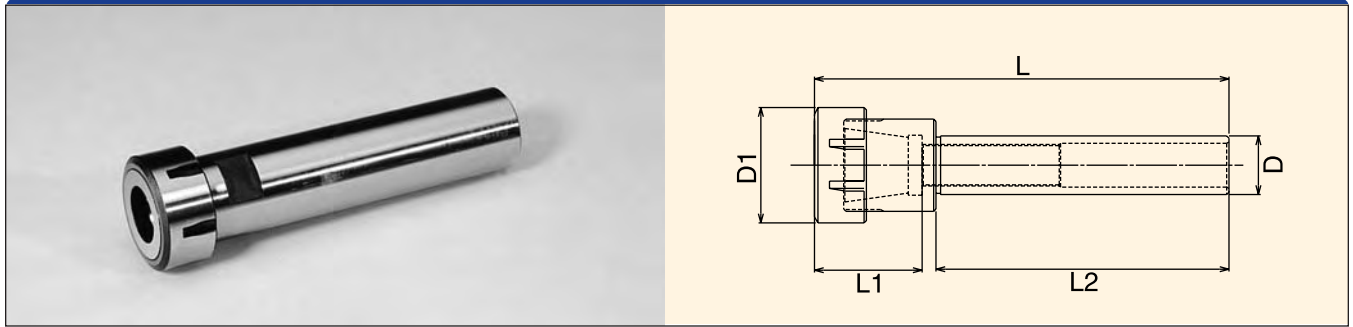
Part Number	Taper	Collet Series	Collet Range	L	L1	D
N3007-0011	NMTB30	ER11	.019-.275"	2.00"	0.65"	0.75"
N3007-0016	NMTB30	ER16	.019-.406"	1.77"	0.87"	1.26"
N4007-0011	NMTB40	ER11	.019-.275"	2.00"	0.65"	0.75"
N4007-0016	NMTB40	ER16	.019-.406"	1.77"	0.87"	1.26"
N4007-0025	NMTB40	ER25	.039-.629"	2.00"	1.18"	1.65"
N5007-0016	NMTB50	ER16	.019-.406"	2.00"	0.87"	1.26"
N5007-0025	NMTB50	ER25	.039-.629"	2.00"	1.18"	1.65"

Note: All NMTB toolholder flanges are qualified for use with Erickson QC spindles.

R8 COLLET CHUCKS

Part Number	Taper	Collet Series	Collet Range	L	L1	D
R8007-0016	R8	ER16	.019-.406"	1.00"	2.83"	1.25"
R8007-0020	R8	ER20	.039-.511"	2.00"	1.50"	1.38"
R8007-0025	R8	ER25	.039-.629"	2.50"	1.64"	1.66"

ER COLLET CHUCK EXTENSIONS



Part Number	Collet Series	Collet Range	D	D1	L	L1	L2
ER8-EXT-500	ER8	.019-.196"	1/2"	0.47"	5.95"	0.75"	5.00"
ER8-EXT-625	ER8	.019-.196"	5/8"	0.47"	5.95"	0.75"	5.00"
E11-EXT	ER11	.019-.275"	3/4"	0.75"	5.65"	0.91"	5.00"
E11-EXT-500	ER11	.019-.275"	1/2"	0.75"	6.11"	0.91"	5.00"
E11-EXT-625	ER11	.019-.275"	5/8"	0.75"	6.11"	0.91"	5.00"
E16-EXT	ER16	.019-.406"	1"	1.26"	5.89"	1.28"	5.00"
E16-EXT-625	ER16	.019-.406"	5/8"	1.26"	6.48"	1.28"	5.00"
E16-EXT-750	ER16	.019-.406"	3/4"	1.26"	6.48"	1.28"	5.00"
E20-EXT-100	ER20	.039-.511"	1"	1.38"	6.40"	1.48"	5.00"
E20-EXT-125	ER20	.039-.511"	1-1/4"	1.38"	6.40"	1.48"	5.00"
E20-EXT-750	ER20	.039-.511"	3/4"	1.38"	6.67"	1.48"	5.00"
E25-EXT	ER25	.039-.629"	1-1/4"	1.65"	6.00"	1.65"	5.00"
E25-EXT-100	ER25	.039-.629"	1"	1.65"	6.85"	1.65"	5.00"
E25-EXT-750	ER25	.039-.629"	3/4"	1.65"	6.85"	1.65"	5.00"
E32-EXT-100	ER32	.078-.787"	1"	1.97"	7.09"	1.85"	5.00"
E32-EXT-125	ER32	.078-.787"	1-1/4"	1.97"	7.09"	1.85"	5.00"

Precision ER Collets



The Most Complete Range of ER Collets Available Anywhere

Every inch and metric size available in both standard and patented coolant-thru designs in our most popular series.



Coolant-thru collets are sealed by design. They contain no wearable rubber or silicone and do not require special nuts or discs.

ER Collets are ideal for high speed/high precision drilling operations.

- Tolerance: Guaranteed to be within 0.0003" at the collet's nose.
- Accuracy: Less than 0.0004" at 4 x D

ER Coolant Collets feature a patented staggered slot design that prevents coolant from reaching the collet's face.

- Unique patented design is solid steel.
- No discs, plugs or other hardware are needed.
- No rubber or silicone to wear out.
- Maximum pressure of 1000psi.

MILLING CHUCKS

END MILL HOLDERS

SHELL MILL HOLDERS

COLLET CHUCKS

DRILL CHUCKS


TAP HOLDERS

STUB, BORING, BLANK



ER SERIES 8 COLLETS (metric) Size Range: 0.5 - 5.0mm (.019 - .196")

Part Number	Size	Collapse range
ER8-039	1.0mm	1.0-0.5mm
ER8-059	1.5mm	1.5-1.0mm
ER8-078	2.0mm	2.0-1.5mm
ER8-098	2.5mm	2.5-2.0mm
ER8-118	3.0mm	3.0-2.5mm
ER8-137	3.5mm	3.5-3.0mm
ER8-157	4.0mm	4.0-3.5mm
ER8-177	4.5mm	4.5-4.0mm
ER8-196	5.0mm	5.0-4.5mm
ER8-09S	9 Piece Set	0.5mm - 5.0mm by 0.5mm



ER SERIES 11 COLLETS SIZE RANGE: 1/32 - 17/64"

Part Number	Size	Collapse range
E11-002	1/32"	1/32" - .0233"
E11-003	3/64"	3/64" - 1/32"
E11-004	1/16"	1/16" - 3/64"
E11-005	5/64"	5/64" - 1/16"
E11-006	3/32"	3/32" - 5/64"
E11-007	7/64"	7/64" - 3/32"
E11-008	1/8"	1/8" - 7/64"
E11-009	9/64"	9/64" - 1/8"
E11-010	5/32"	5/32" - 9/64"
E11-011	11/64"	11/64" - 5/32"
E11-012	3/16"	3/16" - 11/64"
E11-013	13/64"	13/64" - 3/16"
E11-014	7/32"	7/32" - 13/64"
E11-015	15/64"	15/64" - 7/32"
E11-016	1/4"	1/4" - 15/64"
E11-017	17/64"	17/64" - 1/4"
E11-14S	14 Piece Set	1/16" - 1/4" by 64ths




ER SERIES 11 COLLETS (metric) SIZE RANGE: .05 - 7.0MM (.019 - 0.275)

Part Number	Size	Collapse range
E11-039	1.0mm	1.0-0.5mm
E11-059	1.5mm	1.5-1.0mm
E11-078	2.0mm	2.0-1.5mm
E11-098	2.5mm	2.5-2.0mm
E11-118	3.0mm	3.0-2.5mm
E11-137	3.5mm	3.5-3.0mm
E11-157	4.0mm	4.0-3.5mm
E11-177	4.5mm	4.5-4.0mm
E11-196	5.0mm	5.0-4.5mm
E11-216	5.5mm	5.5-5.0mm
E11-236	6.0mm	6.0-5.5mm
E11-255	6.5mm	6.5-6.0mm
E11-275	7.0mm	7.0-6.5mm
E11-12S	12 Piece Set	1.0mm - 7.0mm by 0.5mm

ER SERIES 11 COOLANT COLLETS SIZE RANGE: 3/16 - 17/64"

Part Number	Size	Collapse range
E11-012(C)	3/16"	.187" - .183"
E11-013(C)	13/64"	.203" - .199"
E11-014(C)	7/32"	.218" - .214"
E11-015(C)	15/64"	.234" - .230"
E11-016(C)	1/4"	.250" - .246"
E11-017(C)	17/64"	.265" - .261"
E11-6S(C)	6 Piece Set 3/16" - 17/64" by 64ths	




Note: Our patented ER Coolant Collets are designed for use with cylindrical shank tools (no flats). Cutting tool should be inserted the full length of the collet. If these conditions are not met, coolant leakage may result. Seals up to maximum coolant pressure of 1000 PSI.

See dimensional data for ER Collets on page 107

ER SERIES 11 COOLANT COLLETS (metric) SIZE RANGE: 4.0 - 7.0mm

Part Number	Size	Collapse range
E11-157(C)	4.0mm	4.0mm - 3.9mm
E11-177(C)	4.5mm	4.5mm - 4.4mm
E11-196(C)	5.0mm	5.0mm - 4.9mm
E11-216(C)	5.5mm	5.5mm - 5.4mm
E11-236(C)	6.0mm	6.0mm - 5.9mm
E11-255(C)	6.5mm	6.5mm - 6.4mm
E11-275(C)	7.0mm	7.0mm - 6.9mm
E11-7S(C)	7 Piece Set 3.9mm - 7.0mm by 0.5mm	



ER SERIES 16 COLLETS SIZE RANGE: 1/64 - 13/32"

Part Number	Size	Collapse range
E16-002	1/32"	1/32" - 0.0233"
E16-004	1/16"	1/16" - 1/32"
E16-006	3/32"	3/32" - 1/16"
E16-008	1/8"	1/8" - 3/32"
E16-010	5/32"	5/32" - 1/8"
E16-012	3/16"	3/16" - 5/32"
E16-014	7/32"	7/32" - 3/16"
E16-016	1/4"	1/4" - 7/32"
E16-018	9/32"	9/32" - 1/4"
E16-020	5/16"	5/16" - 9/32"
E16-022	11/32"	11/32" - 5/16"
E16-024	3/8"	3/8" - 11/32"
E16-026	13/32"	13/32" - 3/8"
E16-12S	12 Piece Set 1/32" - 13/32" by 32nds	


ER SERIES 16 COLLETS (metric)

SIZE RANGE: 1.0 - 13.0mm (0.039-0.511")

Part Number	Size	Collapse range
E16-039	1.0mm	1.0-0.5mm
E16-059	1.5mm	1.5-1.0mm
E16-078	2.0mm	2.0-1.5mm
E16-098	2.5mm	2.5-2.0mm
E16-118	3.0mm	3.0-2.5mm
E16-137	3.5mm	3.5-3.0mm
E16-157	4.0mm	4.0-3.5mm
E16-177	4.5mm	4.5-4.0mm
E16-196	5.0mm	5.0-4.5mm
E16-216	5.5mm	5.5-5.0mm
E16-236	6.0mm	6.0-5.5mm
E16-255	6.5mm	6.5-6.0mm
E16-275	7.0mm	7.0-6.5mm
E16-295	7.5mm	7.5-7.0mm
E16-314	8.0mm	8.0-7.5mm
E16-334	8.5mm	8.5-8.0mm
E16-354	9.0mm	9.0-8.5mm
E16-374	9.5mm	9.5-9.0mm
E16-393	10.0mm	10.0-9.5mm
E16-09S	9 Piece Set 1.0mm - 10.0mm by 1mm	

ER SERIES 16 COOLANT COLLETS SIZE RANGE: 3/32" - 13/32"

Part Number	Size	Collapse range
E16-006(C)	3/32"	.0937" - .0897"
E16-007(C)	7/64"	.109" - .105"
E16-008(C)	1/8"	.125" - .121"
E16-009(C)	9/64"	.140" - .136"
E16-010(C)	5/32"	.156" - .152"
E16-011(C)	11/64"	.171" - .167"
E16-012(C)	3/16"	.187" - .183"
E16-013(C)	13/64"	.203" - .199"
E16-014(C)	7/32"	7/32" - 13/64"
E16-015(C)	15/64"	15/64" - 7/32"
E16-016(C)	1/4"	1/4" - 15/64"
E16-017(C)	17/64"	17/64" - 1/4"
E16-018(C)	9/32"	9/32" - 17/64"
E16-019(C)	19/64"	19/64" - 9/32"
E16-020(C)	5/16"	5/16" - 19/64"
E16-021(C)	21/64"	21/64" - 5/16"
E16-022(C)	11/32"	11/32" - 21/64"
E16-023(C)	23/64"	23/64" - 11/32"
E16-024(C)	3/8"	3/8" - 23/64"
E16-025(C)	25/64"	25/64" - 3/8"
E16-026(C)	13/32"	13/32" - 25/64"
E16-115(C)	11 Piece Set 3/32" - 13/32" by 32nds	



Note: Our patented ER Coolant Collets are designed for use with cylindrical shank tools (no flats). Cutting tool should be inserted the full length of the collet. If these conditions are not met, coolant leakage may result. Seals up to maximum coolant pressure of 1000 PSI.

See dimensional data for ER Collets on page 107

ER SERIES 16 COOLANT COLLETS (metric)

SIZE RANGE: 4.0 - 10.0mm

Part Number	Size	Collapse range
E16-157(C)	4.0mm	4.0mm - 3.9mm
E16-177(C)	4.5mm	4.5mm - 4.4mm
E16-196(C)	5.0mm	5.0mm - 4.5mm
E16-216(C)	5.5mm	5.5mm - 5.0mm
E16-236(C)	6.0mm	6.0mm - 5.5mm
E16-255(C)	6.5mm	6.5mm - 6.0mm
E16-275(C)	7.0mm	7.0mm - 6.5mm
E16-295(C)	7.5mm	7.5mm - 7.0mm
E16-314(C)	8.0mm	8.0mm - 7.5mm
E16-334(C)	8.5mm	8.5mm - 8.0mm
E16-354(C)	9.0mm	9.0mm - 8.5mm
E16-374(C)	9.5mm	9.5mm - 9.0mm
E16-393(C)	10.0mm	
E16-135(C)	13 Piece Set 4.0mm - 10.0mm by 0.5mm	



ER SERIES 20 COLLETS SIZE RANGE: 1/16 - 1/2"

Part Number	Size	Collapse range
E20-004	1/16"	1/16" - 1/32"
E20-006	3/32"	3/32" - 1/16"
E20-008	1/8"	1/8" - 3/32"
E20-010	5/32"	5/32" - 1/8"
E20-012	3/16"	3/16" - 5/32"
E20-014	7/32"	7/32" - 3/16"
E20-016	1/4"	1/4" - 7/32"
E20-018	9/32"	9/32" - 1/4"
E20-020	5/16"	5/16" - 9/32"
E20-022	11/32"	11/32" - 5/16"
E20-024	3/8"	3/8" - 11/32"
E20-026	13/32"	13/32" - 3/8"
E20-028	7/16"	7/16" - 13/32"
E20-030	15/32"	15/32" - 7/16"
E20-032	1/2"	1/2" - 15/32"
E20-15S	15 Piece Set 1/16" - 1/2" by 32nds	

ER SERIES 20 COLLETS (metric)

SIZE RANGE: 1.0 - 13.0mm (0.039" - 0.511")

Part Number	Size	Collapse range
E20-078	2.0mm	2.0-1.0mm
E20-118	3.0mm	3.0-2.5mm
E20-137	3.5mm	3.5-2.5mm
E20-157	4.0mm	4.0-3.5mm
E20-196	5.0mm	5.0-4.0mm
E20-236	6.0mm	6.0-5.0mm
E20-275	7.0mm	7.0-6.0mm
E20-314	8.0mm	8.0-7.0mm
E20-354	9.0mm	9.0-8.0mm
E20-393	10.0mm	10.0-9.0mm
E20-433	11.0mm	11.0-10.0mm
E20-452	11.5mm	11.5-11.0mm
E20-472	12.0mm	12.0-11.0mm
E20-511	13.0mm	13.0-12.0mm
E20-11S	11 Piece Set 2.0mm - 13.0mm by 1mm	

ER SERIES 20 COOLANT COLLETS SIZE RANGE: 5/32" - 1/2"

Part Number	Size	Collapse range
E20-010(C)	5/32"	.156" - .152"
E20-011(C)	11/64"	.171" - .167"
E20-012(C)	3/16"	.187" - .183"
E20-013(C)	13/64"	.203" - .199"
E20-014(C)	7/32"	7/32" - 13/64"
E20-015(C)	15/64"	15/64" - 7/32"
E20-016(C)	1/4"	1/4" - 15/64"
E20-017(C)	17/64"	17/64" - 1/4"
E20-018(C)	9/32"	9/32" - 17/64"
E20-019(C)	19/64"	19/64" - 9/32"
E20-020(C)	5/16"	5/16" - 19/64"
E20-021(C)	21/64"	21/64" - 5/16"
E20-022(C)	11/32"	11/32" - 21/64"
E20-023(C)	23/64"	23/64" - 11/32"
E20-024(C)	3/8"	3/8" - 23/64"
E20-025(C)	25/64"	25/64" - 3/8"
E20-026(C)	13/32"	13/32" - 25/64"
E20-027(C)	27/64"	27/64" - 13/32"
E20-028(C)	7/16"	7/16" - 27/64"
E20-029(C)	29/64"	29/64" - 7/16"
E20-030(C)	15/32"	15/32" - 29/64"
E20-031(C)	31/64"	31/64" - 15/32"
E20-032(C)	1/2"	1/2" - 31/64"
E20-12S(C)	12 Piece Set 5/32" - 1/2" by 32nds	



Note: Our patented ER Coolant Collets are designed for use with cylindrical shank tools (no flats). Cutting tool should be inserted the full length of the collet. If these conditions are not met, coolant leakage may result. Seals up to maximum coolant pressure of 1000 PSI.

See dimensional data for ER Collets on page 107

ER SERIES 20 COOLANT COLLETS (metric)

SIZE RANGE: 5.0 - 130.mm

Part Number	Size	Collapse range
E20-196(C)	5.0mm	5.0mm - 4.9mm
E20-216(C)	5.5mm	5.5mm - 5.4mm
E20-236(C)	6.0mm	6.0mm - 5.5mm
E20-255(C)	6.5mm	6.5mm - 6.0mm
E20-275(C)	7.0mm	7.0mm - 6.5mm
E20-295(C)	7.5mm	7.5mm - 7.0mm
E20-314(C)	8.0mm	8.0mm - 7.5mm
E20-334(C)	8.5mm	8.5mm - 8.0mm
E20-354(C)	9.0mm	9.0mm - 8.5mm
E20-374(C)	9.5mm	9.5mm - 9.0mm
E20-393(C)	10.0mm	10.0mm - 9.5mm
E20-413(C)	10.5mm	10.5mm - 10.0mm
E20-433(C)	11.0mm	11.0mm - 10.5mm
E20-452(C)	11.5mm	11.5mm - 11.0mm
E20-472(C)	12.0mm	12.0mm - 11.5mm
E20-492(C)	12.5mm	12.5mm - 12.0mm
E20-511(C)	13.0mm	13.0mm - 12.5mm
E20-17S(C)	17 Piece Set 5.0mm - 13.0mm by 0.5mm	



ER SERIES 25 COLLETS SIZE RANGE: 1/16" - 5/8"

Part Number	Size	Collapse range
E25-004	1/16"	1/16" - 1/32"
E25-006	3/32"	3/32" - 1/16"
E25-008	1/8"	1/8" - 3/32"
E25-010	5/32"	5/32" - 1/8"
E25-012	3/16"	3/16" - 5/32"
E25-014	7/32"	7/32" - 3/16"
E25-016	1/4"	1/4" - 7/32"
E25-018	9/32"	9/32" - 1/4"
E25-020	5/16"	5/16" - 9/32"
E25-022	11/32"	11/32" - 5/16"
E25-024	3/8"	3/8" - 11/32"
E25-026	13/32"	13/32" - 3/8"
E25-028	7/16"	7/16" - 13/32"
E25-030	15/32"	15/32" - 7/16"
E25-032	1/2"	1/2" - 15/32"
E25-034	17/32"	17/32" - 1/2"
E25-036	9/16"	9/16" - 17/32"
E25-038	19/32"	19/32" - 9/16"
E25-040	5/8"	5/8" - 19/32"
E25-19S	19 Piece Set 1/16" - 5/8" by 32nds	

ER SERIES 25 COLLETS (metric)

SIZE RANGE: 1.0 - 16.0mm (0.039" - 0.629")

Part Number	Size	Collapse range
E25-078	2.0mm	2.0-1.0mm
E25-118	3.0mm	3.0-2.0mm
E25-137	3.5mm	3.5-2.5mm
E25-157	4.0mm	4.0-3.0mm
E25-196	5.0mm	5.0-4.0mm
E25-236	6.0mm	6.0-5.0mm
E25-275	7.0mm	7.0-6.0mm
E25-314	8.0mm	8.0-7.0mm
E25-354	9.0mm	9.0-8.0 mm
E25-393	10.0mm	10.0-9.0mm
E25-433	11.0mm	11.0-10.0mm
E25-452	11.5mm	11.5-11.0mm
E25-472	12.0mm	12.0-11.0mm
E25-511	13.0mm	13.0-12.0mm
E25-551	14.0mm	14.0-13.0mm
E25-590	15.0mm	15.0-14.0mm
E25-629	16.0mm	16.0-15.0mm
E25-14S	14 Piece Set 2.0mm - 16.0mm by 1mm	

ER SERIES 25 COOLANT COLLETS SIZE RANGE: 7/32" - 5/8"

Part Number	Size	Collapse range
E25-014(C)	7/32"	7/32" - 13/64"
E25-015(C)	15/64"	15/64" - 7/32"
E25-016(C)	1/4"	1/4" - 15/64"
E25-017(C)	17/64"	17/64" - 1/4"
E25-018(C)	9/32"	9/32" - 17/64"
E25-019(C)	19/64"	19/64" - 9/32"
E25-020(C)	5/16"	5/16" - 19/64"
E25-021(C)	21/64"	21/64" - 5/16"
E25-022(C)	11/32"	11/32" - 21/64"
E25-023(C)	23/64"	23/64" - 11/32"
E25-024(C)	3/8"	3/8" - 23/64"
E25-025(C)	25/64"	25/64" - 3/8"
E25-026(C)	13/32"	13/32" - 25/64"
E25-027(C)	27/64"	27/64" - 13/32"
E25-028(C)	7/16"	7/16" - 27/64"
E25-029(C)	29/64"	29/64" - 7/16"
E25-030(C)	15/32"	15/32" - 29/64"
E25-031(C)	31/64"	31/64" - 15/32"
E25-032(C)	1/2"	1/2" - 31/64"
E25-033(C)	33/64"	33/64" - 1/2"
E25-034(C)	17/32"	17/32" - 33/64"
E25-035(C)	35/64"	35/64" - 17/32"
E25-036(C)	9/16"	9/16" - 35/64"
E25-037(C)	37/64"	37/64" - 9/16"
E25-038(C)	19/32"	19/32" - 37/64"
E25-039(C)	39/64"	39/64" - 19/32"
E25-040(C)	5/8"	5/8" - 39/64"
E25-13S(C)	13 Piece Set 1/4" - 5/8" by 32nds	



Note: Our patented ER Coolant Collets are designed for use with cylindrical shank tools (no flats). Cutting tool should be inserted the full length of the collet. If these conditions are not met, coolant leakage may result. Seals up to maximum coolant pressure of 1000 PSI.

See dimensional data for ER Collets on page 107



Note: Our patented ER Coolant Collets are designed for use with cylindrical shank tools (no flats). Cutting tool should be inserted the full length of the collet. If these conditions are not met, coolant leakage may result. Seals up to maximum coolant pressure of 1000 PSI.

See dimensional data for ER Collets on page 107

ER SERIES 25 COOLANT COLLETS (metric)

SIZE RANGE: 6.0 - 16.0mm

Part Number	Size	Collapse range
E25-236(C)	6.0mm	6.0mm - 5.9mm
E25-255(C)	6.5mm	6.5mm - 6.4mm
E25-275(C)	7.0mm	7.0mm - 6.9mm
E25-295(C)	7.5mm	7.5mm - 7.4mm
E25-314(C)	8.0mm	8.0mm - 7.9mm
E25-334(C)	8.5mm	8.5mm - 8.0mm
E25-354(C)	9.0mm	9.0mm - 8.9mm
E25-374(C)	9.5mm	9.5mm - 9.4mm
E25-393(C)	10.0mm	10.0mm - 9.5mm
E25-413(C)	10.5mm	10.5mm - 10.0mm
E25-433(C)	11.0mm	11.0mm - 10.5mm
E25-452(C)	11.5mm	11.5mm - 11.0mm
E25-472(C)	12.0mm	12.0mm - 11.5mm
E25-492(C)	12.5mm	12.5 - 12.0mm
E25-511(C)	13.0mm	13.0mm - 12.5mm
E25-531(C)	13.5mm	13.5mm - 13.0mm
E25-551(C)	14.0mm	14.0mm - 13.5mm
E25-570(C)	14.5mm	14.5mm - 14.0mm
E25-590(C)	15.0mm	15.0mm - 14.5mm
E25-610(C)	15.5mm	15.5mm - 15.0mm
E25-629(C)	16.0mm	16.0mm - 15.5mm
E25-21S(C)	21 Piece Set 6.0mm - 16.0mm by 0.5mm	

ER SERIES 32 COLLETS SIZE RANGE: 1/8" - 25/32"

Part Number	Size	Collapse range
E32-008	1/8"	1/8" - 3/32"
E32-010	5/32"	5/32" - 1/8"
E32-012	3/16"	3/16" - 5/32"
E32-014	7/32"	7/32" - 3/16"
E32-016	1/4"	1/4" - 7/32"
E32-018	9/32"	9/32" - 1/4"
E32-020	5/16"	5/16" - 9/32"
E32-022	11/32"	11/32" - 5/16"
E32-024	3/8"	3/8" - 11/32"
E32-026	13/32"	13/32" - 3/8"
E32-028	7/16"	7/16" - 13/32"
E32-030	15/32"	15/32" - 7/16"
E32-032	1/2"	1/2" - 15/32"
E32-034	17/32"	17/32" - 1/2"
E32-036	9/16"	9/16" - 17/32"
E32-038	19/32"	19/32" - 9/16"
E32-040	5/8"	5/8" - 19/32"
E32-042	21/32"	21/32" - 5/8"
E32-044	11/16"	11/16" - 21/32"
E32-046	23/32"	23/32" - 11/16"
E32-048	3/4"	3/4" - 23/32"
E32-050	25/32"	25/32" - 3/4"
E32-21S	21 Piece Set 1/8" - 3/4" by 32nds	



ER SERIES 32 COLLETS (metric)

SIZE RANGE: 2 - 20mm (0.078" - 0.787")

Part Number	Size	Collapse range
E32-118	3.0mm	3.0-2.0mm
E32-137	3.5mm	3.5-2.5mm
E32-157	4.0mm	4.0-3.0mm
E32-196	5.0mm	5.0-4.0mm
E32-236	6.0mm	6.0-5.0mm
E32-275	7.0mm	7.0-6.0mm
E32-314	8.0mm	8.0-7.0mm
E32-354	9.0mm	9.0-8.0mm
E32-393	10.0mm	10.0-9.0mm
E32-433	11.0mm	11.0-10.0mm
E32-452	11.5mm	11.5-10.5mm
E32-472	12.0mm	12.0-11.0mm
E32-511	13.0mm	13.0-12.0mm
E32-551	14.0mm	14.0-13.0mm
E32-590	15.0mm	15.0-14.0mm
E32-629	16.0mm	16.0-15.0mm
E32-669	17.0mm	17.0-16.0mm
E32-708	18.0mm	18.0-17.0mm
E32-748	19.0mm	19.0-18.0mm
E32-767	19.5mm	19.5-18.5mm
E32-787	20.0mm	20.0-19.0mm
E32-18S	18 Piece Set 2.0mm - 20.0mm by 1.0mm	

MILLING CHUCKS

END MILL HOLDERS

SHELL MILL HOLDERS

COLLET CHUCKS

DRILL CHUCKS

TAP HOLDERS

STUB, BORING, BLANK



Note: Our patented ER Coolant Collets are designed for use with cylindrical shank tools (no flats). Cutting tool should be inserted the full length of the collet. If these conditions are not met, coolant leakage may result. Seals up to maximum coolant pressure of 1000 PSI.

See dimensional data for ER Collets on page 107

ER SERIES 32 COOLANT COLLETS SIZE RANGE: 1/4" - 25/32"

Part Number	Size	Collapse range
E32-016(C)	1/4"	1/4" - 15/64"
E32-017(C)	17/64"	17/64" - 1/4"
E32-018(C)	9/32"	9/32" - 17/64"
E32-019(C)	19/64"	19/64" - 9/32"
E32-020(C)	5/16"	5/16" - 19/64"
E32-021(C)	21/64"	21/64" - 5/16"
E32-022(C)	11/32"	11/32" - 21/64"
E32-023(C)	23/64"	23/64" - 11/32"
E32-024(C)	3/8"	3/8" - 23/64"
E32-025(C)	25/64"	25/64" - 3/8"
E32-026(C)	13/32"	13/32" - 25/64"
E32-027(C)	27/64"	27/64" - 13/32"
E32-028(C)	7/16"	7/16" - 27/64"
E32-029(C)	29/64"	29/64" - 7/16"
E32-030(C)	15/32"	15/32" - 29/64"
E32-031(C)	31/64"	31/64" - 15/32"
E32-032(C)	1/2"	1/2" - 31/64"
E32-033(C)	33/64"	33/64" - 1/2"
E32-034(C)	17/32"	17/32" - 33/64"
E32-035(C)	35/64"	35/64" - 17/32"
E32-036(C)	9/16"	9/16" - 35/64"
E32-037(C)	37/64"	37/64" - 9/16"
E32-038(C)	19/32"	19/32" - 37/64"
E32-039(C)	39/64"	39/64" - 19/32"
E32-040(C)	5/8"	5/8" - 39/64"
E32-041(C)	41/64"	41/64" - 5/8"
E32-042(C)	21/32"	21/32" - 41/64"
E32-043(C)	43/64"	43/64" - 21/32"
E32-044(C)	11/16"	11/16" - 43/64"
E32-045(C)	45/64"	45/64" - 11/16"
E32-046(C)	23/32"	23/32" - 45/64"
E32-047(C)	47/64"	47/64" - 23/32"
E32-048(C)	3/4"	3/4" - 47/64"
E32-049(C)	49/64"	49/64" - 3/4"
E32-050(C)	25/32"	25/32" - 49/64"
E32-17S(C)	17 Piece Set 1/4" - 3/4" by 32nds	

ER SERIES 32 COOLANT COLLETS (metric)

SIZE RANGE: 10.0 - 20.0mm

Part Number	Size	Collapse range
E32-393(C)	10.0mm	10.0mm - 9.9mm
E32-413(C)	10.5mm	10.5mm - 10.4mm
E32-433(C)	11.0mm	11.0mm - 10.9mm
E32-452(C)	11.5mm	11.5mm - 11.4mm
E32-472(C)	12.0mm	12.0mm - 11.9mm
E32-492(C)	12.5mm	12.5mm - 12.4mm
E32-511(C)	13.0mm	13.0mm - 12.9mm
E32-531(C)	13.5mm	13.5mm - 13.0mm
E32-551(C)	14.0mm	14.0mm - 13.5mm
E32-570(C)	14.5mm	14.5mm - 14.4mm
E32-590(C)	15.0mm	15.0mm - 14.9mm
E32-610(C)	15.5mm	15.5mm - 15.4mm
E32-629(C)	16.0mm	16.0mm - 15.5mm
E32-649(C)	16.5mm	16.5mm - 16.0mm
E32-669(C)	17.0mm	17.0mm - 16.5mm
E32-688(C)	17.5mm	17.5mm - 17.0mm
E32-708(C)	18.0mm	18.0mm - 17.5mm
E32-728(C)	18.5mm	18.5mm - 18.0mm
E32-748(C)	19.0mm	19.0mm - 18.5mm
E32-767(C)	19.5mm	19.5mm - 19.0mm
E32-787(C)	20.0mm	20.0mm - 19.5mm
E32-21S(C)	21 Piece Set	10.0mm - 20.0mm by 0.5mm



Note: Our patented ER Coolant Collets are designed for use with cylindrical shank tools (no flats). Cutting tool should be inserted the full length of the collet. If these conditions are not met, coolant leakage may result. Seals up to maximum coolant pressure of 1000 PSI.

See dimensional data for ER Collets on page 107



ER SERIES 40 COLLETS SIZE RANGE: 5/32" - 1"

Part Number	Size	Collapse range
E40-010	5/32"	5/32" - 1/8"
E40-012	3/16"	3/16" - 5/32"
E40-014	7/32"	7/32" - 3/16"
E40-016	1/4"	1/4" - 7/32"
E40-018	9/32"	9/32" - 1/4"
E40-020	5/16"	5/16" - 9/32"
E40-022	11/32"	11/32" - 5/16"
E40-024	3/8"	3/8" - 11/32"
E40-026	13/32"	13/32" - 3/8"
E40-028	7/16"	7/16" - 13/32"
E40-030	15/32"	15/32" - 7/16"
E40-032	1/2"	1/2" - 15/32"
E40-034	17/32"	17/32" - 1/2"
E40-036	9/16"	9/16" - 17/32"
E40-038	19/32"	19/32" - 9/16"
E40-040	5/8"	5/8" - 19/32"
E40-042	21/32"	21/32" - 5/8"
E40-044	11/16"	11/16" - 21/32"
E40-046	23/32"	23/32" - 11/16"
E40-048	3/4"	3/4" - 23/32"
E40-050	25/32"	25/32" - 3/4"
E40-052	13/16"	13/16" - 25/32"
E40-054	27/32"	27/32" - 13/16"
E40-056	7/8"	7/8" - 27/32"
E40-058	29/32"	29/32" - 7/8"
E40-060	15/16"	15/16" - 29/32"
E40-062	31/32"	31/32" - 15/16"
E40-064	1"	1" - 31/32"
E40-25S	25 Piece Set 1/4" - 1" by 32nds	

ER SERIES 40 COLLETS (metric)

SIZE RANGE: 3 - 26mm (0.118" - 1.023")

Part Number	Size	Collapse range
E40-157	4.0mm	4.0-3.0mm
E40-196	5.0mm	5.0-4.0mm
E40-236	6.0mm	6.0-5.0mm
E40-275	7.0mm	7.0-6.0mm
E40-314	8.0mm	8.0-7.0mm
E40-354	9.0mm	9.0-8.0 mm
E40-393	10.0mm	10.0-9.0mm
E40-433	11.0mm	11.0-10.0mm
E40-452	11.5mm	11.5-10.5mm
E40-472	12.0mm	12.0-11.0mm
E40-511	13.0mm	13.0-12.0mm
E40-551	14.0mm	14.0-13.0mm
E40-590	15.0mm	15.0-14.0mm
E40-629	16.0mm	16.0-15.0mm
E40-669	17.0mm	17.0-16.0mm
E40-708	18.0mm	18.0-17.0mm
E40-748	19.0mm	19.0-18.0mm
E40-767	19.5mm	19.5-18.5mm
E40-787	20.0mm	20.0-19.0mm
E40-826	21.0mm	21.0-20.0mm
E40-866	22.0mm	22.0-21.0mm
E40-905	23.0mm	23.0-22.0mm
E40-944	24.0mm	24.0-23.0mm
E40-984	25.0mm	25.0-24.0mm
E40-1023	26.0mm	26.0-25.0mm
E40-23S	23 Piece Set	4.0mm - 26.0mm by 1.0mm



See dimensional data for ER Collets on page 107

MILLING CHUCKS

END MILL HOLDERS

SHELL MILL HOLDERS

COLLET CHUCKS

DRILL CHUCKS

TAP HOLDERS

STUB, BORING, BLANK



Note: Our patented ER Coolant Collets are designed for use with cylindrical shank tools (no flats). Cutting tool should be inserted the full length of the collet. If these conditions are not met, coolant leakage may result. Seals up to maximum coolant pressure of 1000 PSI.

ER SERIES 40 COOLANT COLLETS (metric)

SIZE RANGE: 10.0 - 26.0mm

Part Number	Size	Collapse range
E40-393(C)	10.0mm	10.0mm - 9.9mm
E40-413(C)	10.5mm	10.5mm - 10.4mm
E40-433(C)	11.0mm	11.0mm - 10.9mm
E40-452(C)	11.5mm	11.5mm - 11.4mm
E40-472(C)	12.0mm	12.0mm - 11.9mm
E40-492(C)	12.5mm	12.5mm - 12.4mm
E40-511(C)	13.0mm	13.0mm - 12.9mm
E40-531(C)	13.5mm	13.5mm - 13.4mm
E40-551(C)	14.0mm	14.0mm - 13.9mm
E40-570(C)	14.5mm	14.5mm - 14.4mm
E40-590(C)	15.0mm	15.0mm - 14.9mm
E40-610(C)	15.5mm	15.5mm - 15.4mm
E40-629(C)	16.0mm	16.0mm - 15.9mm
E40-649(C)	16.5mm	16.5mm - 16.4mm
E40-669(C)	17.0mm	17.0mm - 16.9mm
E40-688(C)	17.5mm	17.5mm - 17.4mm
E40-708(C)	18.0mm	18.0mm - 17.5mm
E40-728(C)	18.5mm	18.5mm - 18.0mm
E40-748(C)	19.0mm	19.0mm - 18.5mm
E40-767(C)	19.5mm	19.5mm - 19.0mm
E40-787(C)	20.0mm	20.0mm - 19.5mm
E40-807(C)	20.5mm	20.5mm - 20.0mm
E40-826(C)	21.0mm	21.0mm - 20.5mm
E40-846(C)	21.5mm	21.5mm - 21.0mm
E40-866(C)	22.0mm	22.0mm - 21.5mm
E40-885(C)	22.5mm	22.5mm - 22.0mm
E40-905(C)	23.0mm	23.0mm - 22.5mm
E40-925(C)	23.5mm	23.5mm - 23.0mm
E40-944(C)	24.0mm	24.0mm - 23.5mm
E40-964(C)	24.5mm	24.5mm - 24.0mm
E40-984(C)	25.0mm	25.0mm - 24.5mm
E40-1003(C)	25.5mm	25.5mm - 25.0mm
E40-1023(C)	26.0mm	26.0mm - 25.0mm
E40-33S(C)	33 Piece Set 10.0mm - 26.0mm by 0.5mm	

ER SERIES 50 COLLETS (metric) SIZE RANGE: 11 - 34mm (0.433" - 1.338")

Part Number	Size	Collapse range
E50-472	12.0mm	12.0-11.0mm
E50-511	13.0mm	13.0-12.0mm
E50-551	14.0mm	14.0-13.0mm
E50-590	15.0mm	15.0-14.0mm
E50-629	16.0mm	16.0-15.0mm
E50-669	17.0mm	17.0-16.0mm
E50-708	18.0mm	18.0-17.0mm
E50-748	19.0mm	19.0-18.0mm
E50-787	20.0mm	20.0-19.0mm
E50-826	21.0mm	21.0-20.0mm
E50-866	22.0mm	22.0-21.0mm
E50-905	23.0mm	23.0-22.0mm
E50-944	24.0mm	24.0-23.0mm
E50-984	25.0mm	25.0-24.0mm
E50-1023	26.0mm	26.0-25.0mm
E50-1062	27.0mm	27.0-26.0mm
E50-1102	28.0mm	28.0-27.0mm
E50-1141	29.0mm	29.0-28.0mm
E50-1181	30.0mm	30.0-29.0mm
E50-1220	31.0mm	31.0-30.0mm
E50-1259	32.0mm	32.0-31.0mm
E50-1299	33.0mm	33.0-32.0mm
E50-1338	34.0mm	34.0-33.0mm
E50-23S	23 Piece Set 11.0mm - 34.0mm by 1.0mm	



See dimensional data for ER Collets on page 107

MILLING CHUCKS

END MILL HOLDERS

SHELL MILL HOLDERS

COLLET CHUCKS


DRILL CHUCKS

TAP HOLDERS

STUB, BORING, BLANK

ER TAP COLLETS

ER Tap Collets feature a unique design that incorporates an internal square drive with our popular ER Series collets. The square drive matches the tap square, providing a tight fit for all rigid tapping applications. Utilizing Lyndex-Nikken's ER tap collets and standard ER collet chuck (available in 4 different gauge lengths) allows you to vary the gauge length of your tapping application without the need for special tap holders.



Part Number	Tap Size Inch	Tap Size Metric	L1	Ø	⊠
ET16-168	#8, 5/32"	M4	18.0mm	.168	.131
ET16-194	#10, 3/16"	M4.5, M5	18.0mm	.194	.152
ET16-220	#12, 7/32"	-	18.0mm	.220	.165
ET16-255	#14, 1/4"	M6, M6.5	18.0mm	.255	.191
ET20-168	#8, 5/32"	M4	18.0mm	.168	.131
ET20-194	#10, 3/16"	M4.5, M5	18.0mm	.194	.152
ET20-220	#12, 7/32"	-	18.0mm	.220	.165
ET20-255	#14, 1/4"	M6, M6.5	18.0mm	.255	.191
ET20-318	5/16"	M7, M6.5	18.0mm	.318	.238
ET20-323	7/16"	-	18.0mm	.323	.242
ET20-367	1/2"	M12, M12.5	18.0mm	.367	.275
ET20-381	3/8"	M10	18.0mm	.381	.286
ET25-168	#8, 5/32"	M4	18.0mm	.168	.131
ET25-194	#10, 3/16"	M4.5, M5	18.0mm	.194	.152
ET25-220	#12, 7/32"	-	18.0mm	.220	.165
ET25-255	#14, 1/4"	M6, M6.5	18.0mm	.255	.191
ET25-318	5/16"	M7, M6.5	18.0mm	.318	.238
ET25-323	7/16"	-	18.0mm	.323	.242
ET25-367	1/2"	M12, M12.5	18.0mm	.367	.275
ET25-381	3/8"	M10	18.0mm	.381	.286
ET25-429	9/16"	M14	22.0mm	.429	.322
ET25-437	1/8" NPT(L)	-	22.0mm	.437	.328
ET25-480	5/8"	M16	25.0mm	.480	.360
ET32-168	#8, 5/32"	M4	18.0mm	.168	.131
ET32-194	#10, 3/16"	M4.5, M5	18.0mm	.194	.152
ET32-220	#12, 7/32"	-	18.0mm	.220	.165
ET32-255	#14, 1/4"	M6, M6.5	18.0mm	.255	.191
ET32-318	5/16"	M7, M6.5	18.0mm	.318	.238
ET32-323	7/16"	-	18.0mm	.323	.242
ET32-367	1/2"	M12, M12.5	18.0mm	.367	.275
ET32-381	3/8"	M10	18.0mm	.381	.286
ET32-429	9/16"	M14	22.0mm	.429	.322
ET32-437	1/8" NPT	-	22.0mm	.437	.328

ER TAP COLLETS (cont.)

Part Number	Tap Size Inch	Tap Size Metric	L1	Ø	⊠
ET32-480	5/8"	M16	25.0mm	.480	.360
ET32-542	11/16"	M18	25.0mm	.542	.406
ET32-562	1/4" NPT	-	25.0mm	.562	.421
ET32-590	3/4"	-	25.0mm	.590	.442
ET32-652	13/16"	M20	25.0mm	.652	.489
ET40-255	#14, 1/4"	M6, M6.5	18.0mm	.255	.191
ET40-318	5/16"	M7, M6.5	18.0mm	.318	.238
ET40-323	7/16"		18.0mm	.323	.242
ET40-367	1/2"	M12, M12.5	18.0mm	.367	.275
ET40-381	3/8"	M10	18.0mm	.381	.286
ET40-429	9/16"	M14	22.0mm	.429	.322
ET40-437	1/8" NPT		22.0mm	.437	.328
ET40-480	5/8"	M16	25.0mm	.480	.360
ET40-542	11/16"	M18	25.0mm	.542	.406
ET40-562	1/4" NPT	-	25.0mm	.562	.421
ET40-590	3/4"	-	25.0mm	.590	.442
ET40-652	13/16"	M20	25.0mm	.652	.489
ET40-687	1/2" NPT	-	25.0mm	.687	.515
ET40-697	7/8"	M22	25.0mm	.697	.523
ET40-700	3/8" NPT	-	25.0mm	.700	.531
ET40-760	15/16"	M24	25.0mm	.760	.570
ET40-800	1"	M25	28.0mm	.800	.600

See dimensional data for ER Collets on page 107

MILLING CHUCKS

END MILL HOLDERS

SHELL MILL HOLDERS

COLLET CHUCKS

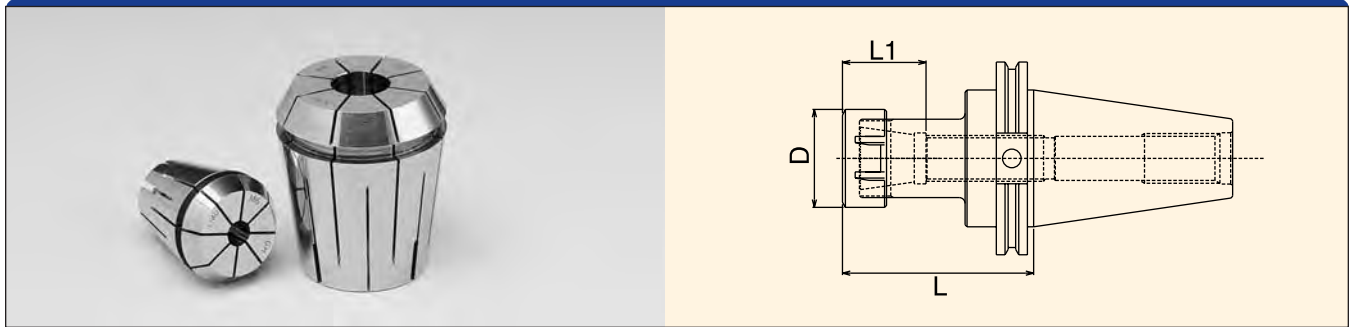
DRILL CHUCKS

TAP HOLDERS

STUB, BORING, BLANK

ER TAP COOLANT COLLETS

ER Tap Collets feature a unique design that incorporates an internal square drive with our popular ER Series collets. The square drive matches the tap square, providing a tight fit for all rigid tapping applications. Utilizing Lyndex-Nikken's ER tap collets and standard ER collet chuck (available in 4 different gauge lengths) allows you to vary the gauge length of your tapping application without the need for special tap holders. Lyndex-Nikken has now combined the versatility of our ER tapping collets with the popularity of our coolant collets to create our patented ER Coolant Tap Collets.



Part Number	Tap Size Inch	Tap Size Metric	L1	Ø	⊠
ET16-255(C)	#14, 1/4"	M6, M6.5	18.0mm	.255	.191
ET16-318(C)	5/16"	M7, M6.5	18.0mm	.318	.238
ET20-255(C)	#14, 1/4"	M6, M6.5	18.0mm	.255	.191
ET20-318(C)	5/16"	M7, M6.5	18.0mm	.318	.238
ET20-323(C)	7/16"	-	18.0mm	.323	.242
ET20-367(C)	1/2"	M12, M12.5	18.0mm	.367	.275
ET20-381(C)	3/8"	M10	18.0mm	.381	.286
ET25-318(C)	5/16"	M7, M6.5	18.0mm	.318	.238
ET25-323(C)	7/16"	-	18.0mm	.323	.242
ET25-367(C)	1/2"	M12, M12.5	18.0mm	.367	.275
ET25-381(C)	3/8"	M10	18.0mm	.381	.286
ET25-429(C)	9/16"	M14	22.0mm	.429	.322
ET25-480(C)	5/8"	M16	25.0mm	.480	.360
ET32-255(C)	#14, 1/4"	M6, M6.5	18.0mm	.255	.191
ET32-318(C)	5/16"	M7, M6.5	18.0mm	.318	.238
ET32-323(C)	7/16"	-	18.0mm	.323	.242
ET32-367(C)	1/2"	M12, M12.5	18.0mm	.367	.275
ET32-381(C)	3/8"	M10	18.0mm	.381	.286
ET32-429(C)	9/16"	M14	22.0mm	.429	.322
ET32-480(C)	5/8"	M16	25.0mm	.480	.360
ET32-542(C)	11/16"	M18	25.0mm	.542	.406
ET32-590(C)	3/4"	-	25.0mm	.590	.422
ET32-652(C)	13/16"	M20	25.0mm	.652	.489
ET40-323(C)	7/16"	-	18.0mm	.323	.242
ET40-367(C)	1/2"	M12, M12.5	18.0mm	.367	.275
ET40-381(C)	3/8"	M10	18.0mm	.381	.286
ET40-429 (C)	9/16"	M14	22.0mm	.429	.322
ET40-480(C)	5/8"	M16	25.0mm	.480	.360
ET40-542(C)	11/16"	M18	25.0mm	.542	.406
ET40-590(C)	3/4"	-	25.0mm	.590	.422
ET40-652(C)	13/16"	M20	25.0mm	.652	.489
ET40-697(C)	7/8"	M22	25.0mm	.697	.523
ET40-760(C)	15/16"	M24	25.0mm	.760	.570
ET40-800(C)	1"	M25	28.0mm	.800	.600

Note: Seals up to maximum coolant pressure of 1000 PSI.

These form-fitted racks are made from specially treated premium hardwood.

DELUXE ER COLLETS SETS

Part Number	Description
ER11-KIT	Includes E11-KIT RACK, E11-EXT, E11-12S
ER16-KIT	Includes E16-KIT RACK, E16-EXT, E16-12S
ER20-KIT	Includes E20-KIT RACK, E20-EXT-100, E20-11S
ER25-KIT	Includes E25-KIT RACK, E25-EXT, E25-14S
ER32-KIT	Includes E32-KIT RACK, E32-EXT-125, E32-12S



ER COLLET RACKS

Part Number	Description
ER11-RACK	ER11 collet rack, 21 collet capacity
ER16-RACK	ER16 collet rack, 21 collet capacity
ER20-RACK	ER20 collet rack, 28 collet capacity
ER25-RACK	ER25 collet rack, 18 collet capacity
ER32-RACK	ER32 collet rack, 21 collet capacity
ER40-RACK	ER40 collet rack, 18 collet capacity



ER KIT RACKS


Part Number	Description
ER11-KIT RACK	Holds (1) ER11 extension and 20 collets
ER16-KIT RACK	Holds (1) ER16 extension and 12 collets
ER20-KIT RACK	Holds (1) ER20 extension and 14 collets
ER25-KIT RACK	Holds (1) ER25 extension and 14 collets
ER32-KIT RACK	Holds (1) ER32 extension and 18 collets



REPLACEMENT ER CHUCK NUTS

Part Number	Description
ER8-NUT	ER8 Complete Nut
E11-NUT	ER11 Complete (Hex) Nut
E16-NUT	ER16 Complete Nut
E20-NUT	ER20 Complete Nut
E25-NUT	ER25 Complete Nut
E32-NUT	ER32 Complete Nut
E40-NUT	ER40 Complete Nut





ER REPLACEMENT NUT PARTS

Part Number	Description
ER16-1	ER16 Nut Bearing/Spacer Set
ER20-1	ER20 Nut Bearing/Spacer Set
ER25-1	ER25 Nut Bearing/Spacer Set
ER32-1	ER32 Nut Bearing/Spacer Set
ER40-1	ER40 Nut Bearing/Spacer Set

ER CHUCK NUT WRENCHES

Part Number	Description
08-HSSPAN	Fits ER8 Chuck Nut
011-HEX	Fits ER11 Chuck Nut
016-SPAN	Fits ER16 Chuck Nut
020-SPAN	Fits ER20 Chuck Nut
025-SPAN	Fits ER25 Chuck Nut
032-SPAN	Fits ER32 Chuck Nut
040-SPAN	Fits ER40 Chuck Nut
011-HEX(TORQUE)	ER11 Torque Hex Wrench
016-SPAN(TORQUE)	ER16 Torque Spanner Wrench
020-SPAN(TORQUE)	ER20 Torque Spanner Wrench
025-SPAN(TORQUE)	ER25 Torque Spanner Wrench
032-SPAN(TORQUE)	ER32 Torque Spanner Wrench
040-SPAN(TORQUE)	ER40 Torque Spanner Wrench

Note: (Torque) indicates adapter to be used with torque wrench.

REPLACEMENT ER BACKUP SCREWS

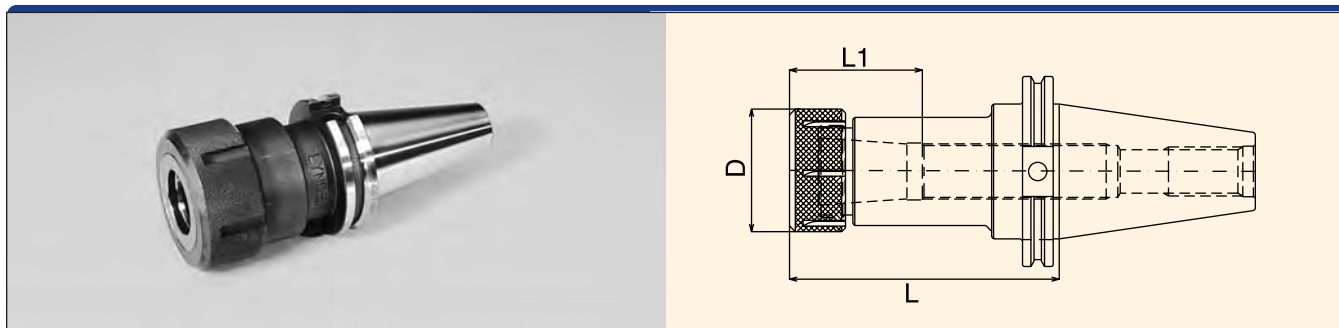
Part Number	Description
ER8-3	ER8 Backup Screws
ER11-3	ER11 Backup Screws
ER16-3	ER16 Backup Screws
ER20-3	ER20 Backup Screws
ER25-3	ER25 Backup Screws
ER32-3	ER32 Backup Screws
ER40-3	ER40 Backup Screws

TG COLLET CHUCKS

TG Chucks are used for precision work.

TG Collets provide greater grip strength and higher precision than double angle collets.

CT TAPER TG COLLET CHUCKS

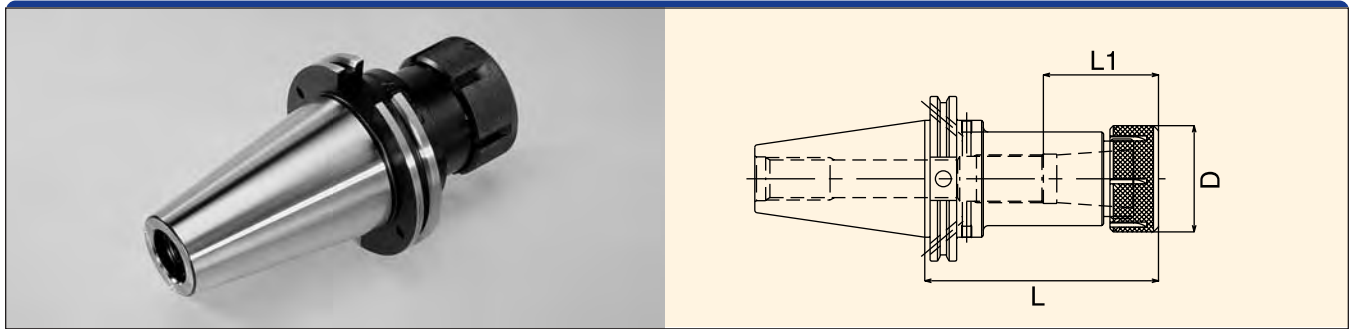


Part Number	Taper	Collet Series	Collet Range	L	L1	D
C4007-0250	CT40	25TG	3/64-1/4"	2.25"	0.61"	0.75"
C4017-0250	CT40	25TG	3/64-1/4"	4.00"	0.61"	0.75"
C4007-0500	CT40	50TG	1/8-1/2"	2.50"	1.30"	1.34"
C4017-0500	CT40	50TG	1/8-1/2"	4.00"	1.30"	1.34"
C40S7-0750	CT40	75TG	3/64-3/4"	2.50"	1.61"	1.89"
C4007-0750	CT40	75TG	3/64-3/4"	3.00"	1.61"	1.89"
C4017-0750	CT40	75TG	3/64-3/4"	5.00"	1.61"	1.89"
C40S7-1000	CT40	100TG	3/64-1"	2.75"	2.13"	2.50"
C4007-1000	CT40	100TG	3/64-1"	3.50"	2.13"	2.50"
C4017-1000	CT40	100TG	3/64-1"	5.50"	2.13"	2.50"
C4007-1500	CT40	150TG	1/2-1-1/2"	6.00"	2.88"	3.50"
C4507-0750	CT45	75TG	3/64-3/4"	3.50"	1.61"	1.89"
C4507-1000	CT45	100TG	3/64-1"	3.50"	2.12"	2.50"
C4517-1000	CT45	100TG	3/64-1"	5.50"	2.12"	2.50"
C4507-1500	CT45	150TG	1/2-1-1/2"	4.00"	2.80"	3.50"
C4517-1500	CT45	150TG	1/2-1-1/2"	5.50"	2.87"	3.50"
C5007-0500	CT50	50TG	1/8-1/2"	2.50"	1.30"	1.34"
C5017-0500	CT50	50TG	1/8-1/2"	4.00"	1.30"	1.34"
C5007-0750	CT50	75TG	3/64-3/4"	3.50"	1.61"	1.89"
C5017-0750	CT50	75TG	3/64-3/4"	5.50"	1.61"	1.89"
C5007-1000	CT50	100TG	3/64-1"	3.50"	2.13"	2.50"
C5017-1000	CT50	100TG	3/64-1"	5.50"	2.13"	2.50"
C5027-1000	CT50	100TG	3/64-1"	7.50"	2.13"	2.50"
C5037-1000	CT50	100TG	3/64-1"	10.00"	2.13"	3.50"
C5007-1500	CT50	150TG	1/2-1-1/2"	3.50"	2.88"	3.50"
C5017-1500	CT50	150TG	1/2-1-1/2"	6.00"	2.88"	3.50"

Note: Chucks are equipped with a left-hand-threaded stop screw and a chuck nut.

For high speed applications, refer to the **HSBALANCE™** section in the Advanced Products Catalog.

CT TAPER TG COLLET CHUCKS (DIN)



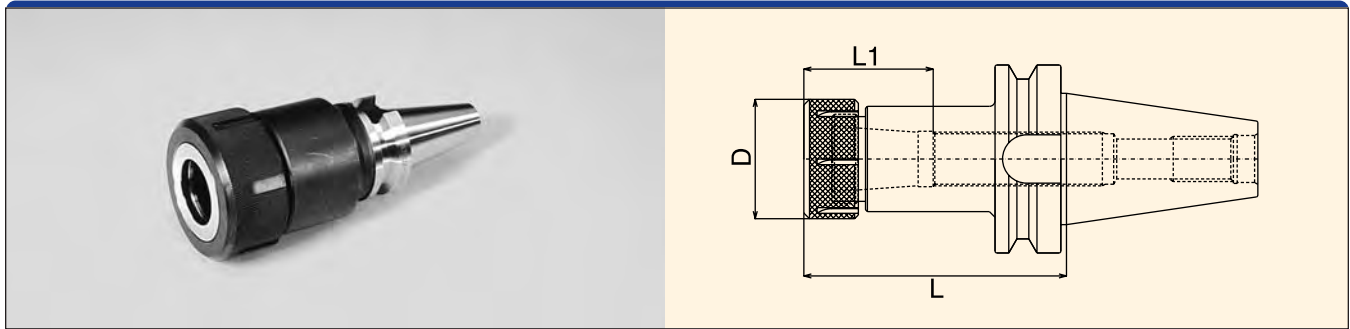
Part Number	Taper	Collet Series	Collet Range	L	L1	D
C4007-1000DIN	CT40	100TG	3/64-1"	3.50"	2.32"	2.50"
C4007-1500DIN	CT40	150TG	1/2-1-1/2"	6.00"	2.88"	3.50"
C5007-0750DIN	CT50	75TG	3/64-3/4"	3.50"	1.61"	1.89"
C5017-0750DIN	CT50	75TG	3/64-3/4"	5.50"	1.61"	1.89"
C5007-1000DIN	CT50	100TG	3/64-1"	3.50"	2.13"	2.50"
C5017-1000DIN	CT50	100TG	3/64-1"	5.50"	2.13"	2.50"
C5027-1000DIN	CT50	100TG	3/64-1"	7.50"	2.12"	2.50"
C5007-1500DIN	CT50	150TG	1/2-1-1/2"	3.50"	2.87"	3.50"
C5017-1500DIN	CT50	150TG	1/2-1-1/2"	6.00"	3.94"	3.50"

To use: first insert the collet into the chuck nut by squeezing the collet and pressing its face into the chuck nut's retaining ring until the collet's collar is fully seated. Then load the assembly into the chuck, insert a cutting tool, and tighten with the appropriate nut wrench to the recommended tightening torque.

To remove: simply squeeze the collet while pulling it from the chuck nut at an angle. Our handy 100TG or 150TG Collet Squeezers ease the removal of these larger collets.

Note: "DIN" designates suitability for coolant through the flange per DIN 69871 Form B specs.

BT TAPER TG COLLET CHUCKS



Part Number	Taper	Collet Series	Collet Range	L	L1	D
B3007-0250	BT30	25TG	3/64-1/4"	1.75"	0.61"	0.75"
B3017-0250	BT30	25TG	3/64-1/4"	4.00"	0.61"	0.75"
B3007-0500	BT30	50TG	1/8-1/2"	2.00"	1.30"	1.34"
B3017-0500	BT30	50TG	1/8-1/2"	4.00"	1.30"	1.34"
B3007-0750	BT30	75TG	3/64-3/4"	2.50"	1.61"	1.89"
B3007-1000	BT30	100TG	3/64-1"	3.94"	2.24"	2.50"
B3507-0250	BT35	25TG	3/64-1/4"	1.75"	0.61"	0.75"
B3517-0250	BT35	25TG	3/64-1/4"	4.00"	0.61"	0.75"
B3507-0500	BT35	50TG	1/8-1/2"	2.00"	1.30"	1.34"
B3517-0500	BT35	50TG	1/8-1/2"	4.00"	1.30"	1.34"
B3507-0750	BT35	75TG	3/64-3/4"	2.50"	1.61"	1.89"
B3507-1000	BT35	100TG	3/64-1"	3.13"	2.24"	2.50"
B4007-0250	BT40	25TG	3/64-1/4"	2.00"	0.61"	0.75"
B4017-0250	BT40	25TG	3/64-1/4"	4.00"	0.61"	0.75"
B4007-0500	BT40	50TG	1/8-1/2"	2.25"	1.30"	1.34"
B4017-0500	BT40	50TG	1/8-1/2"	4.00"	1.30"	1.34"
B4007-0750	BT40	75TG	3/64-3/4"	3.00"	1.61"	1.89"
B4007-1000	BT40	100TG	3/64-1"	3.50"	2.13"	2.50"
B4017-1000	BT40	100TG	3/64-1"	5.50"	2.13"	2.50"
B4007-1500	BT40	150TG	1/2-1-1/2"	5.50"	2.87"	3.50"
B4507-0750	BT45	75TG	3/64-3/4"	3.50"	1.60"	1.89"
B4507-1000	BT45	100TG	3/64-1"	3.50"	2.13"	2.50"
B4517-1000	BT45	100TG	3/64-1"	5.50"	2.13"	2.50"
B4507-1500	BT45	150TG	1/2-1-1/2"	4.00"	2.87"	3.50"
B4517-1500	BT45	150TG	1/2-1-1/2"	5.50"	2.87"	3.50"
B5007-0500	BT50	50TG	1/8-1/2"	2.63"	1.30"	1.34"
B5017-0500	BT50	50TG	1/8-1/2"	4.00"	1.30"	1.34"
B5007-0750	BT50	75TG	3/64-3/4"	3.50"	1.61"	1.89"
B5017-0750	BT50	75TG	3/64-3/4"	5.50"	1.61"	1.89"
B5007-1000	BT50	100TG	3/64-1"	3.50"	2.13"	2.50"
B5017-1000	BT50	100TG	3/64-1"	5.50"	2.13"	2.50"
B5007-1500	BT50	150TG	1/2-1-1/2"	4.00"	2.87"	3.50"
B5017-1500	BT50	150TG	1/2-1-1/2"	6.00"	2.87"	3.50"

MILLING CHUCKS

END MILL HOLDERS

SHELL MILL HOLDERS

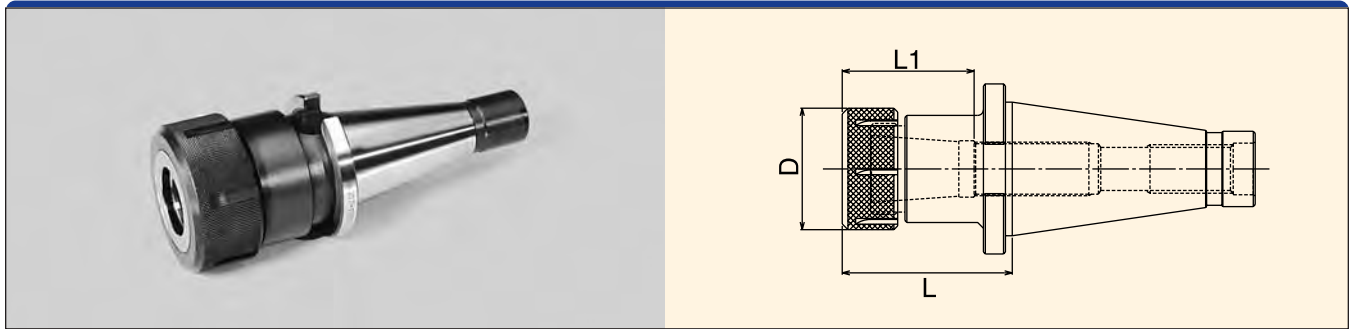
COLLET CHUCKS

DRILL CHUCKS

TAP HOLDERS

STUB, BORING, BLANK

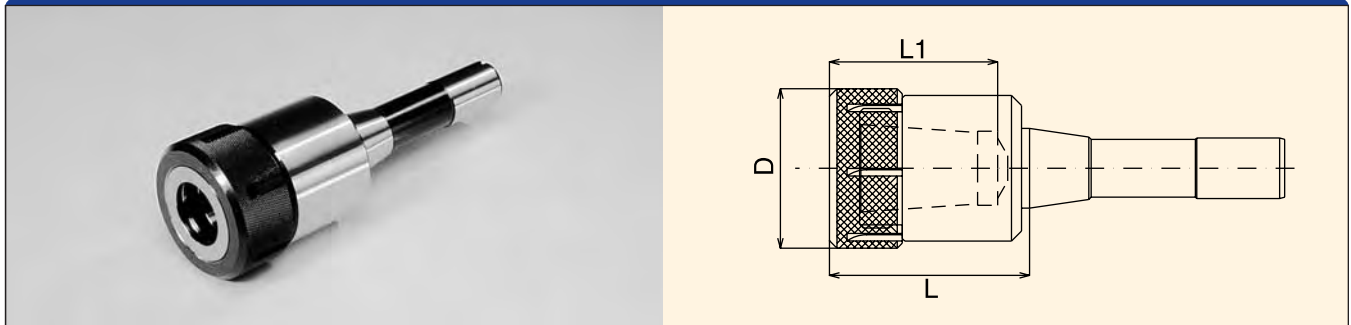
NMTB TAPER TG COLLET CHUCKS



Part Number	Taper	Collet Series	Collet Range	L	L1	D
N3007-0750	NMTB30	75TG	3/64-3/4"	2.50"	1.61"	1.89"
N3007-1000	NMTB30	100TG	3/64-1"	3.94"	2.24"	2.50"
N4007-0750	NMTB40	75TG	3/64-3/4"	2.50"	1.61"	1.89"
N4007-1000	NMTB40	100TG	3/64-1"	3.00"	2.12"	2.50"
N4007-1500	NMTB40	150TG	1/2-1-1/2"	5.00"	2.87"	3.50"
N5007-0750	NMTB50	75TG	3/64-3/4"	3.00"	1.61"	1.89"
N5007-1000	NMTB50	100TG	3/64-1"	3.50"	2.12"	2.50"
N5007-1500	NMTB50	150TG	1/2-1-1/2"	5.00"	2.87"	3.50"

Note: All NMTB toolholder flanges are qualified for use with Erickson QC spindles.

R8 100TG COLLET CHUCK

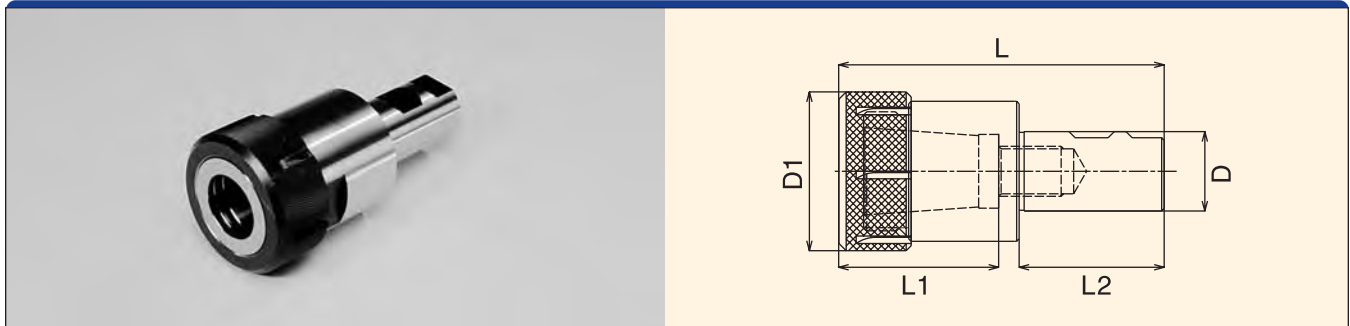


Part Number	Taper	Collet Series	Collet Range	L	L1	D
R8007-1000	R8	100TG	3/64-1"	3.25"	2.17"	2.50"

FEATURES OF STRAIGHT SHANK TOOLING

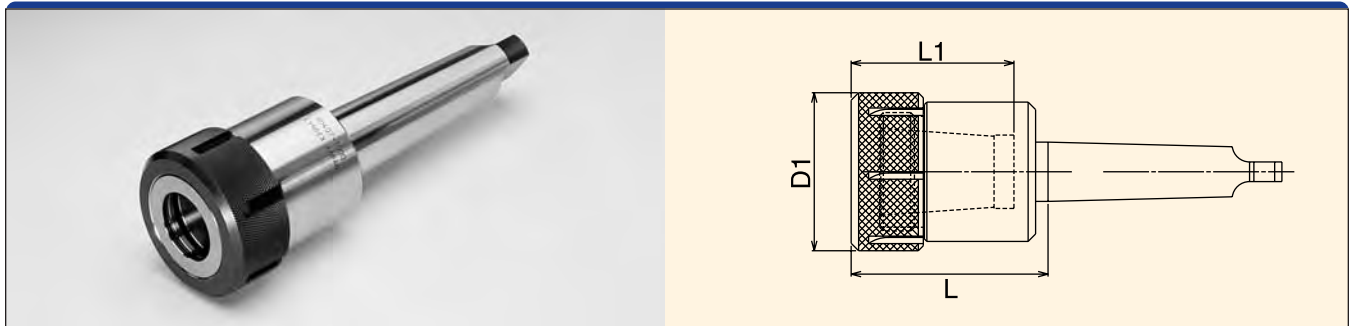
- Straight shank tooling may be used to extend tooling reach for extended length operations.
- This option is less costly than extended length integral shank tooling.
- They may be used with any size machining center or lathe.
- When loaded into larger holders, their reduced O.D. permits drilling operations within large holes or whenever tight clearances are encountered.

STRAIGHT SHANK TG COLLET CHUCKS



Part Number	Collet Series	Collet Range	D	L	L1	L2	D1
S1007-0750	75TG	3/64-3/4"	1.00"	7.50"	2.08"	5.00"	1.89"
S1207-1000	100TG	3/64-1"	1.25"	5.33"	2.73"	2.28"	2.50"
S1507-1000	100TG	3/64-1"	1.50"	9.00"	2.73"	6.00"	2.50"

MORSE TAPER TG COLLET CHUCKS



Part Number	Taper	Collet Series	Collet Range	L	L1	D
M0307-1000	MT 3	100TG	3/64-1"	3.25"	2.73"	2.50"
M0407-1000	MT 4	100TG	3/64-1"	3.25"	2.73"	2.50"

LYNDEX TG COLLETS - PRECISE!

TG Standard Collets collapse approximately 1/64". Precisely machined to exacting standards, TG Collets are a good choice for high speed/high precision milling and drilling operations.

- Tolerance: Guaranteed to be within 0.0003" at the collet's nose.
- Accuracy: Less than 0.0005" at 4 x D



25TG COLLETS Size Range: 3/64 - 1/4"

Part Number	Size	Part Number	Size
025-003	3/64"	025-010	5/32"
025-004	1/16"	025-011	11/64"
025-005	5/64"	025-012	3/16"
025-006	3/32"	025-013	13/64"
025-007	7/64"	025-014	7/32"
025-008	1/8"	025-015	15/64"
025-009	9/64"	025-016	1/4"

25TG COLLETS SETS

Part Number	Description
025-113	13 Piece 25TG Collet Set: 1/16" - 1/4" by 64ths



50TG COLLETS Size Range: 1/8 - 1/2"

Part Number	Size	Part Number	Size
050-008	1/8"	050-021	21/64"
050-009	9/64"	050-022	11/32"
050-010	5/32"	050-023	23/64"
050-011	11/64"	050-024	3/8"
050-012	3/16"	050-025	25/64"
050-013	13/64"	050-026	13/32"
050-014	7/32"	050-027	27/64"
050-015	15/64"	050-028	7/16"
050-016	1/4"	050-029	29/64"
050-017	17/64"	050-030	15/32"
050-018	9/32"	050-031	31/64"
050-019	19/64"	050-032	1/2"
050-020	5/16"		

50TG COLLETS SETS

Part Number	Description
050-113	13 Piece 50TG Collet Set: 1/8" - 1/2" by 32nds
050-125	25 Piece 50TG Collet Set: 1/8" - 1/2" by 64ths

75TG COLLETS Size Range: 3/64 - 3/4"

Part Number	Size	Part Number	Size
075-003	3/64"	075-026	13/32"
075-004	1/16"	075-027	27/64"
075-005	5/64"	075-028	7/16"
075-006	3/32"	075-029	29/64"
075-007	7/64"	075-030	15/32"
075-008	1/8"	075-031	31/64"
075-009	9/64"	075-032	1/2"
075-010	5/32"	075-033	33/64"
075-011	11/64"	075-034	17/32"
075-012	3/16"	075-035	35/64"
075-013	13/64"	075-036	9/16"
075-014	7/32"	075-037	37/64"
075-015	15/64"	075-038	19/32"
075-016	1/4"	075-039	39/64"
075-017	17/64"	075-040	5/8"
075-018	9/32"	075-041	41/64"
075-019	19/64"	075-042	21/32"
075-020	5/16"	075-043	43/64"
075-021	21/64"	075-044	11/16"
075-022	11/32"	075-045	45/64"
075-023	23/64"	075-046	23/32"
075-024	3/8"	075-047	47/64"
075-025	25/64"	075-048	3/4"



See dimensional data for TG Collets on page 107

75TG COLLETS SETS

Part Number	Description
075-112	12 Piece 75TG Collet Set: 1/16" - 3/4" by 16ths
075-117	17 Piece 75TG Collet Set: 1/8" - 3/8" by 64ths
075-123	23 Piece 75TG Collet Set: 1/16" - 3/4" by 32nds
075-127	27 Piece 75TG Collet Set: 3/32" - 1/2" by 64ths
075-145	45 Piece 75TG Collet Set: 1/16" - 3/4" by 64ths

MILLING CHUCKS

END MILL HOLDERS

SHELL MILL HOLDERS

COLLET CHUCKS

DRILL CHUCKS

TAP HOLDERS

STUB, BORING, BLANK



Note: Our TG coolant collets seals up to maximum coolant pressure of 750 PSI.

75TG COOLANT COLLETS Size Range: 1/8 - 3/4"

Part Number	Size	Part Number	Size
075-008(S)	1/8"	075-029(S)	29/64"
075-009(S)	9/64"	075-030(S)	15/32"
075-010(S)	5/32"	075-031(S)	31/64"
075-011(S)	11/64"	075-032(S)	1/2"
075-012(S)	3/16"	075-033(S)	33/64"
075-013(S)	13/64"	075-034(S)	17/32"
075-014(S)	7/32"	075-035(S)	35/64"
075-015(S)	15/64"	075-036(S)	9/16"
075-016(S)	1/4"	075-037(S)	37/64"
075-017(S)	17/64"	075-038(S)	19/32"
075-018(S)	9/32"	075-039(S)	39/64"
075-019(S)	19/64"	075-040(S)	5/8"
075-020(S)	5/16"	075-041(S)	41/64"
075-021(S)	21/64"	075-042(S)	21/32"
075-022(S)	11/32"	075-043(S)	43/64"
075-023(S)	23/64"	075-044(S)	11/16"
075-024(S)	3/8"	075-045(S)	45/64"
075-025(S)	25/64"	075-046(S)	23/32"
075-026(S)	13/32"	075-047(S)	47/64"
075-027(S)	27/64"	075-048(S)	3/4"
075-028(S)	7/16"		

100TG COLLETS Size Range: 3/64 - 1"

Part Number	Size	Part Number	Size
100-003	3/64"	100-034	17/32"
100-004	1/16"	100-035	35/64"
100-005	5/64"	100-036	9/16"
100-006	3/32"	100-037	37/64"
100-007	7/64"	100-038	19/32"
100-008	1/8"	100-039	39/64"
100-009	9/64"	100-040	5/8"
100-010	5/32"	100-041	41/64"
100-011	11/64"	100-042	21/32"
100-012	3/16"	100-043	43/64"
100-013	13/64"	100-044	11/16"
100-014	7/32"	100-045	45/64"
100-015	15/64"	100-046	23/32"
100-016	1/4"	100-047	47/64"
100-017	17/64"	100-048	3/4"
100-018	9/32"	100-049	49/64"
100-019	19/64"	100-050	25/32"
100-020	5/16"	100-051	51/64"
100-021	21/64"	100-052	13/16"
100-022	11/32"	100-053	53/64"
100-023	23/64"	100-054	27/32"
100-024	3/8"	100-055	55/64"
100-025	25/64"	100-056	7/8"
100-026	13/32"	100-057	57/64"
100-027	27/64"	100-058	29/32"
100-028	7/16"	100-059	59/64"
100-029	29/64"	100-060	15/16"
100-030	15/32"	100-061	61/64"
100-031	31/64"	100-062	31/32"
100-032	1/2"	100-063	63/64"
100-033	33/64"	100-064	1"



See dimensional data for TG Collets on page 107

100TG COLLET SETS

Part Number	Description
100-108	8 Piece 100TG Standard Collet Set: 1/8" - 1" by 8ths
100-111	11 Piece 100TG Standard Collet Set: 3/8" - 1" by 16ths
100-115	15 Piece 100TG Standard Collet Set: 1/8" - 1" by 16ths
100-121	21 Piece 100TG Standard Collet Set: 3/8" - 1" by 32nds
100-123	23 Piece 100TG Coolant Collet Set: 1/16" - 3/4" by 32nds
100-130	30 Piece 100TG Standard Collet Set: 3/32" - 1" by 32nds
100-141	41 Piece 100TG Standard Collet Set: 3/8" - 1" by 64ths
100-145	45 Piece 100TG Standard Collet Set: 1/16" - 3/4" by 64ths
100-159	59 Piece 100TG Standard Collet Set: 3/32" - 1" by 64ths

MILLING CHUCKS

END MILL HOLDERS

SHELL MILL HOLDERS

COLLET CHUCKS

DRILL CHUCKS


TAP HOLDERS

STUB, BORING, BLANK



100TG COLLETS (METRIC) Size Range: 4 - 26mm

Part Number	Size	Part Number	Size
100-204	4mm	100-218	18mm
100-206	6mm	100-220	20mm
100-208	8mm	100-222	22mm
100-210	10mm	100-224	24mm
100-212	12mm	100-225	25mm
100-214	14mm	100-226	26mm
100-216	16mm		



NON-PULL 100TG COLLETS Size Range: 3/8 - 1"

Part Number	Size	Part Number	Size
100-324	3/8"	100-348	3/4"
100-332	1/2"	100-356	7/8"
100-340	5/8"	100-364	1"

100TG COOLANT COLLETS Size Range: 1/4 - 1"

Part Number	Size	Part Number	Size
100-016(S)	1/4"	100-041(S)	41/64"
100-017(S)	17/64"	100-042(S)	21/32"
100-018(S)	9/32"	100-043(S)	43/64"
100-019(S)	19/64"	100-044(S)	11/16"
100-020(S)	5/16"	100-045(S)	45/64"
100-021(S)	21/64"	100-046(S)	23/32"
100-022(S)	11/32"	100-047(S)	47/64"
100-023(S)	23/64"	100-048(S)	3/4"
100-024(S)	3/8"	100-049(S)	49/64"
100-025(S)	25/64"	100-050(S)	25/32"
100-026(S)	13/32"	100-051(S)	51/64"
100-027(S)	27/64"	100-052(S)	13/16"
100-028(S)	7/16"	100-053(S)	53/64"
100-029(S)	29/64"	100-054(S)	27/32"
100-030(S)	15/32"	100-055(S)	55/64"
100-031(S)	31/64"	100-056(S)	7/8"
100-032(S)	1/2"	100-057(S)	57/64"
100-033(S)	33/64"	100-058(S)	29/32"
100-034(S)	17/32"	100-059(S)	59/64"
100-035(S)	35/64"	100-060(S)	15/16"
100-036(S)	9/16"	100-061(S)	61/64"
100-037(S)	37/64"	100-062(S)	31/32"
100-038(S)	19/32"	100-063(S)	63/64"
100-039(S)	39/64"	100-064(S)	1"
100-040(S)	5/8"		



Note: Our TG coolant collets seals up to maximum coolant pressure of 750 PSI.

See dimensional data for TG Collets on page 107

100TG COOLANT COLLETS (METRIC) Size Range: 6 - 26MM

Part Number	Size	Part Number	Size
100-206(S)	6mm	100-218(S)	18mm
100-208(S)	8mm	100-220(S)	20mm
100-210(S)	10mm	100-222(S)	22mm
100-212(S)	12mm	100-224(S)	24mm
100-214(S)	14mm	100-225(S)	25mm
100-216(S)	16mm	100-226(S)	26mm



See dimensional data for TG Collets on page 107

150TG COLLETS Size Range: 1/2" - 1-1/2"

Part Number	Size	Part Number	Size
150-032	1/2"	150-065	1-1/64"
150-033	33/64"	150-066	1-1/32"
150-034	17/32"	150-067	1-3/64"
150-035	35/64"	150-068	1-1/16"
150-036	9/16"	150-069	1-5/64"
150-037	37/64"	150-070	1-3/32"
150-038	19/32"	150-071	1-7/64"
150-039	39/64"	150-072	1-1/8"
150-040	5/8"	150-073	1-9/64"
150-041	41/64"	150-074	1-5/32"
150-042	21/32"	150-075	1-11/64"
150-043	43/64"	150-076	1-3/16"
150-044	11/16"	150-077	1-13/64"
150-045	45/64"	150-078	1-7/32"
150-046	23/32"	150-079	1-15/64"
150-047	47/64"	150-080	1-1/4"
150-048	3/4"	150-081	1-17/64"
150-049	49/64"	150-082	1-9/32"
150-050	25/32"	150-083	1-19/64"
150-051	51/64"	150-084	1-5/16"
150-052	13/16"	150-085	1-21/64"
150-053	53/64"	150-086	1-11/32"
150-054	27/32"	150-087	123/64"
150-055	55/64"	150-088	1-3/8"
150-056	7/8"	150-089	1-25/64"
150-057	57/64"	150-090	1-13/32"
150-058	29/32"	150-091	1-27/64"
150-059	59/64"	150-092	1-7/16"
150-060	15/16"	150-093	1-29/64"
150-061	61/64"	150-094	1-15/32"
150-062	31/32"	150-095	1-31/64"
150-063	63/64"	150-096	1-1/2"
150-064	1"		

150TG COLLET SETS

Part Number	Description
150-113	13 Piece 150TG Collet Set: 3/4" - 1-1/2" by 16ths
150-117	17 Piece 150TG Collet Set: 1/2" - 1-1/2" by 16ths
150-125	25 Piece 150TG Collet Set: 3/4" - 1-1/2" by 32nds
150-133	33 Piece 150TG Collet Set: 1/2" - 1-1/2" by 32nds
150-149	49 Piece 150TG Collet Set: 3/4" - 1-1/2" by 64ths
150-165	65 Piece 150TG Collet Set: 1/2" - 1-1/2" by 64ths

TG COLLET ACCESSORIES

TG COLLET SQUEEZERS

Collet squeezers are handy for quickly removing 100TG and 150TG collets from collet chuck nuts. Simply remove the cutting tool from your collet, slip a collet squeezer over the back end of the collet, and press down. The collapsed collet will slip out of the chuck nut.

TG COLLET SQUEEZERS

Part Number	Description
100TG-PULL	100TG Collet Squeezer
150TG-PULL	150TG Collet Squeezer




100TG COLLET RACK

This deluxe rack is made of specially treated premium hardwood.

100TG COLLET RACK

Part Number	Description
100TG-RACK	100TG Collet Rack, 40 Collet Capacity





REPLACEMENT TG CHUCK NUTS

Part Number	Description
25TG-NUT	25TG Complete Hex Nut
50TG-NUT	50TG Complete Nut
75TG-NUT	75TG Complete Nut
100TG-NUT	100TG Complete Nut
100TG-HEXNUT	100TG Complete Hex Nut
150TG-NUT	150TG Complete Nut

REPLACEMENT TG CHUCK NUT PARTS

Part Number	Description
50TG-1	50TG Nut Bearing/Spacer Set
75TG-1	75TG Nut Bearing/Spacer Set
100TG-1	100TG Nut Bearing/Spacer Set
150TG-1	150TG Nut Bearing/Spacer Set

TG CHUCK NUT WRENCHES

Part Number	Description
25TG-HEX	Fits 25TG Chuck Nuts
50TG-SPAN	Fits 50TG Chuck Nuts
75TG-SPAN	Fits 75TG Chuck Nuts
100TG-SPAN	Fits 100TG Chuck Nuts
150TG-SPAN	Fits 150TG Chuck Nuts
50TG-SPAN(Torque)	50TG Torque Spanner Wrench
75TG-SPAN(Torque)	75TG Torque Spanner Wrench
100TG-SPAN(Torque)	100TG Torque Spanner Wrench
150TG-SPAN(Torque)	150TG Torque Spanner Wrench

Note: (Torque) indicates adapter to be used with torque wrench.

REPLACEMENT TG BACKUPSCREWS

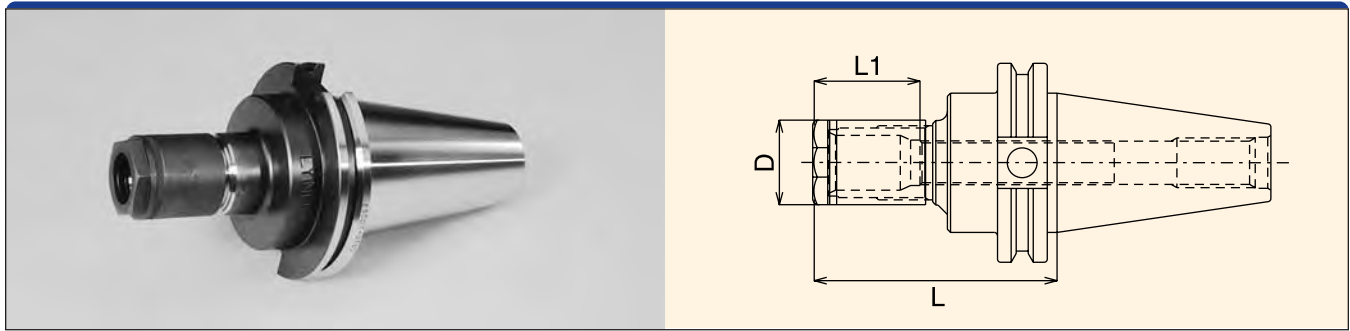
Part Number	Description
25TG-3	25TG
50TG-3	50TG
75TG-3	75TG
75TG-3C	75TG Coolant
100TG-3	100TG
100TG-3C	100TG Coolant
150TG-3	150TG
150G-3C	150TG Coolant

DOUBLE ANGLE COLLETS

Double Angle Collets may be successfully employed for most routine applications, except milling. DA Collets are precision ground for accurate seating within the collet chucks.

Lyndex-Nikken recommends using TG or ER Collet Systems for more precise machining. Their inherent design characteristics assure excellent toolholding capability and better precision.

CT TAPER DA COLLET CHUCKS

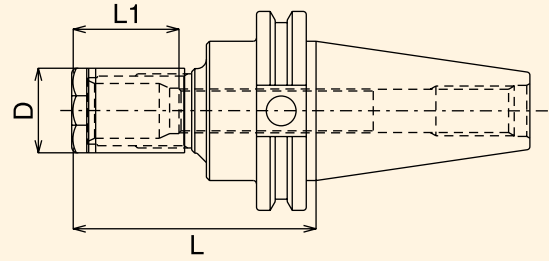


Part Number	Taper	Collet Series	Collet Range	L	L1	D
C4007-0100	CT40	100DA	3/64-9/16"	3.50"	1.15"	1.06"
C4017-0100	CT40	100DA	3/64-9/16"	6.00"	1.15"	1.06"
C4007-0180	CT40	180DA	3/64-3/4"	4.00"	1.50"	1.44"
C4017-0180	CT40	180DA	3/64-3/4"	6.00"	1.50"	1.44"
C4007-0200	CT40	200DA	3/64-3/8"	3.00"	1.03"	0.86"
C4007-0300	CT40	300DA	3/64-1/4"	3.00"	0.84"	0.55"
C4507-0180	CT45	180DA	3/64-3/4"	4.00"	1.50"	1.44"
C5007-0180	CT50	180DA	3/64-3/4"	4.00"	1.50"	1.44"
C5017-0180	CT50	180DA	3/64-3/4"	6.00"	1.50"	1.44"

Note: For light or medium milling, we recommend using ER or TG Collet Chucks. DA Collet Chucks are not designed for milling and can crack at the nose when over-tightened or radial load is applied. DA Collet Chucks are therefore not warrantied against cracking.

Chucks are equipped with a left-hand-threaded stop screw and a chuck nut.

BT TAPER DA COLLET CHUCKS



Part Number	Taper	Collet Series	Collet Range	L	L1	D
B3007-0100	BT30	100DA	3/64-9/16"	3.00"	1.15"	1.06"
B3007-0180	BT30	180DA	3/64-3/4"	3.00"	1.51"	1.44"
B3007-0200	BT30	200DA	3/64-3/8"	3.00"	1.03"	0.86"
B3007-0300	BT30	300DA	3/64-1/4"	3.00"	1.04"	0.55"
B3507-0100	BT35	100DA	3/64-9/16"	3.00"	1.15"	1.06"
B3507-0180	BT35	180DA	3/64-3/4"	4.00"	1.51"	1.44"
B3507-0200	BT35	200DA	3/64-3/8"	3.00"	1.03"	0.86"
B3507-0300	BT35	300DA	3/64-1/4"	3.00"	1.04"	0.55"
B4007-0100	BT40	100DA	3/64-9/16"	3.50"	1.15"	1.06"
B4017-0100	BT40	100DA	3/64-9/16"	6.00"	1.15"	1.06"
B4007-0180	BT40	180DA	3/64-3/4"	4.00"	1.51"	1.44"
B4017-0180	BT40	180DA	3/64-3/4"	6.00"	1.51"	1.44"
B4007-0200	BT40	200DA	3/64-3/8"	3.00"	1.03"	0.86"
B4007-0300	BT40	300DA	3/64-1/4"	3.00"	1.04"	0.55"
B4507-0180	BT45	180DA	3/64-3/4"	4.00"	1.51"	1.44"
B5007-0180	BT50	180DA	3/64-3/4"	4.00"	1.51"	1.44"
B5017-0180	BT50	180DA	3/64-3/4"	6.00"	1.51"	1.44"

MILLING CHUCKS

END MILL HOLDERS

SHELL MILL HOLDERS

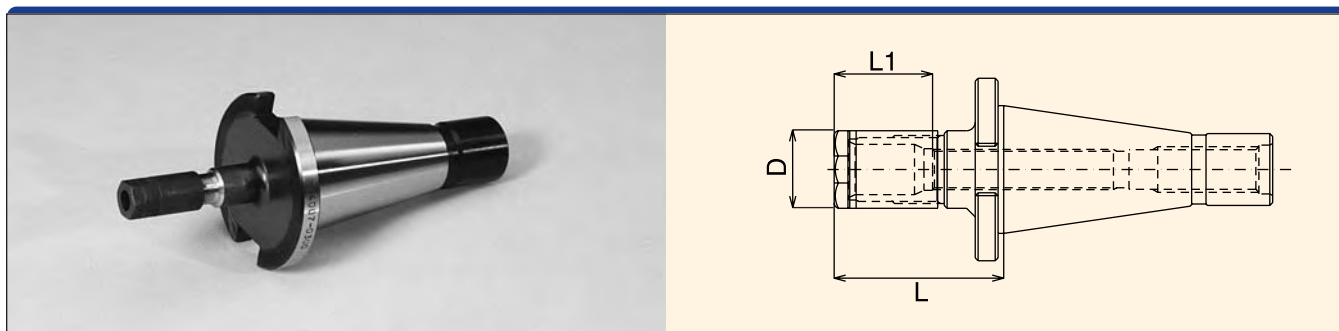
COLLET CHUCKS

DRILL CHUCKS

TAP HOLDERS

STUB, BORING, BLANK

NMTB TAPER DA COLLET CHUCKS



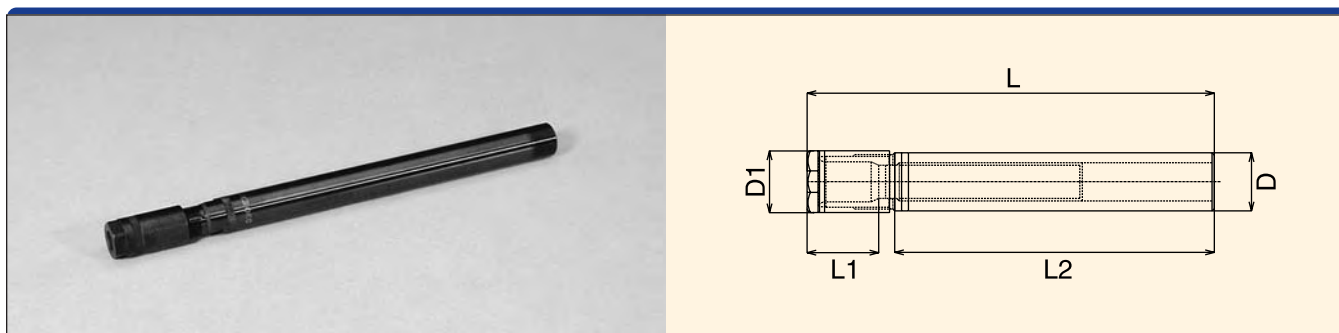
Part Number	Taper	Collet Series	Collet Range	L	L1	D
N3007-0100	NMTB30	100DA	3/64-9/16"	2.75"	1.15"	1.06"
N3007-0180	NMTB30	180DA	3/64-3/4"	3.00"	1.51"	1.44"
N3007-0200	NMTB30	200DA	3/64-3/8"	2.50"	1.03"	0.86"
N3007-0300	NMTB30	300DA	3/64-1/4"	2.50"	0.85"	0.55"
N4007-0100	NMTB40	100DA	3/64-9/16"	2.75"	1.15"	1.06"
N4007-0180	NMTB40	180DA	3/64-3/4"	3.00"	1.51"	1.44"
N4007-0200	NMTB40	200DA	3/64-3/8"	2.50"	1.03"	0.86"
N4007-0300	NMTB40	300DA	3/64-1/4"	2.50"	0.85"	0.55"
N5007-0180	NMTB50	180DA	3/64-3/4"	3.50"	1.51"	1.44"

Note: All NMTB toolholder flanges are qualified for use with Erickson QC spindles.

FEATURES OF STRAIGHT SHANK TOOLING

- Straight shank tooling may be used to extend tooling reach for extended length operations.
- This option is less costly than extended length integral shank tooling.
- They may be used with any size machining center or lathe.
- When loaded into larger holders, their reduced O.D. permits drilling operations within large holes or whenever tight clearances are encountered.

DA COLLET CHUCK EXTENSIONS



Part Number	Taper	Collet Series	Collet Range	L	L1	D
010-EXT-S	100DA	3/64-9/16"	1"	4.94"	1.66"	3.00"
010-EXT	100DA	3/64-9/16"	1"	7.44"	1.66"	5.50"
018-EXT-S	180DA	3/64-3/4"	1-1/4"	4.90"	1.83"	3.00"
018-EXT	180DA	3/64-3/4"	1-1/4"	7.40"	1.83"	5.50"
020-EXT-S	200DA	3/64-3/8"	3/4"	4.67"	1.34"	3.00"
020-EXT	200DA	3/64-3/8"	3/4"	7.17"	1.34"	5.50"
030-EXT-S	300DA	3/64-1/4"	1/2"	4.42"	1.18"	3.00"
030-EXT	300DA	3/64-1/4"	1/2"	6.92"	1.18"	5.50"

DOUBLE ANGLE COLLETS

Double Angle Collets may be successfully employed for most routine applications, except milling. DA Collets are precision ground for accurate seating within the collet chucks.

Lyndex-Nikken recommends using TG or ER Collet Systems for more precise machining. Their inherent design characteristics assure excellent toolholding capability and better precision.



300DA COLLETS Size Range: 3/64 - 1/4"

Part Number	Size	Part Number	Size
030-003	3/64"	030-010	5/32"
030-004	1/16"	030-011	11/64"
030-005	5/64"	030-012	3/16"
030-006	3/32"	030-013	13/64"
030-007	7/64"	030-014	7/32"
030-008	1/8"	030-015	15/64"
030-009	9/64"	030-016	1/4"

300DA COLLETS SETS

Part Number	Size
030-107	7 Piece 300DA Collet Set: 1/16 - 1/4" by 32nds
030-109	9 Piece 300DA Collet Set: 1/8 - 1/4" by 64ths
030-113	13 Piece 300DA Collet Set: 1/16 - 1/4" by 64ths
030-114	14 Piece 300DA Collet Set: 3/64 - 1/4" by 64ths



200DA COLLETS Size Range: 3/64 - 3/8"

Part Number	Size	Part Number	Size
020-003	3/64"	020-014	7/32"
020-004	1/16"	020-015	15/64"
020-005	5/64"	020-016	1/4"
020-006	3/32"	020-017	17/64"
020-007	7/64"	020-018	9/32"
020-008	1/8"	020-019	19/64"
020-009	9/64"	020-020	5/16"
020-010	5/32"	020-021	21/64"
020-011	11/64"	020-022	11/32"
020-012	3/16"	020-023	23/64"
020-013	13/64"	020-024	3/8"

200DA COLLETS SETS

Part Number	Size
020-109	9 Piece 200DA Collet Set: 1/8 - 3/8" by 32nds
020-111	11 Piece 200DA Collet Set: 1/16 - 3/8" by 32nds
020-117	17 Piece 200DA Collet Set: 1/8 - 3/8" by 64ths
020-121	21 Piece 200DA Collet Set: 1/16 - 3/8" by 64ths

100DA COLLETS Size Range: 3/64 - 9/16"

Part Number	Size	Part Number	Size
010-003	3/64"	010-020	5/16"
010-004	1/16"	010-021	21/64"
010-005	5/64"	010-022	11/32"
010-006	3/32"	010-023	23/64"
010-007	7/64"	010-024	3/8"
010-008	1/8"	010-025	25/64"
010-009	9/64"	010-026	13/32"
010-010	5/32"	010-027	27/64"
010-011	11/64"	010-028	7/16"
010-012	3/16"	010-029	29/64"
010-013	13/64"	010-030	15/32"
010-014	7/32"	010-031	31/64"
010-015	15/64"	010-032	1/2"
010-016	1/4"	010-033	33/64"
010-017	17/64"	010-034	17/32"
010-018	9/32"	010-035	35/64"
010-019	19/64"	010-036	9/16"



See dimensional data for DA Collets on page 108

100DA COLLETS SETS

Part Number	Size
010-108	8 Piece 100DA Collet Set: 1/8 - 9/16" by 16ths
010-111	11 Piece 100DA Collet Set: 1/4 - 9/16" by 32nds
010-115	15 Piece 100DA Collet Set: 1/8 - 9/16" by 32nds
010-117	17 Piece 100DA Collet Set: 1/16 - 9/16" by 32nds
010-121	21 Piece 100DA Collet Set: 1/4 - 9/16" by 64ths
010-129	29 Piece 100DA collet Set: 1/8 - 9/16" by 64ths
010-133	33 Piece 100DA Collet Set: 1/16 - 9/16" by 64ths



See dimensional data for DA Collets on page 108

180DA COLLETS Size Range: 3/64 - 3/4"

Part Number	Size	Part Number	Size
018-003	3/64"	018-026	13/32"
018-004	1/16"	018-027	27/64"
018-005	5/64"	018-028	7/16"
018-006	3/32"	018-029	29/64"
018-007	7/64"	018-030	15/32"
018-008	1/8"	018-031	31/64"
018-009	9/64"	018-032	1/2"
018-010	5/32"	018-033	33/64"
018-011	11/64"	018-034	17/32"
018-012	3/16"	018-035	35/64"
018-013	13/64"	018-036	9/16"
018-014	7/32"	018-037	37/64"
018-015	15/64"	018-038	19/32"
018-016	1/4"	018-039	39/64"
018-017	17/64"	018-040	5/8"
018-018	9/32"	018-041	41/64"
018-019	19/64"	018-042	21/32"
018-020	5/16"	018-043	43/64"
018-021	21/64"	018-044	11/16"
018-022	11/32"	018-045	45/64"
018-023	23/64"	018-046	23/32"
018-024	3/8"	018-047	47/64"
018-025	25/64"	018-048	3/4"

180DA COLLETS SETS

Part Number	Size
018-109	9 Piece 180DA Collet Set: 1/4 - 3/4" by 16ths
018-117	17 Piece 180DA Collet Set: 1/4 - 3/4" by 32nds
018-121	21 Piece 180DA Collet Set: 1/8 - 3/4" by 32nds
018-133	33 Piece 180DA Collet Set: 1/4 - 3/4" by 64ths
018-141	41 Piece 180DA Collet Set: 1/8 - 3/4" by 64ths

These form-fitted racks are made from specially treated premium hardwood.

DELUXE DA COLLETS SETS

Part Number	Description
100-KIT	Includes 100-KITRACK, 010-EXT, 010-133
180-KIT	Includes 180-KITRACK, 018-EXT, 018-141
200-KIT	Includes 200-KITRACK, 020-EXT, 020-121
300-KIT	Includes 300-KITRACK, 030-EXT, 030-114



DA COLLETS RACKS

Part Number	Description
100DA-RACK	100DA Collet Rack, 21 Collet Capacity
180DA-RACK	180DA Collet Rack, 36 Collet Capacity
200DA-RACK	200DA Collet Rack, 21 Collet Capacity
300DA-RACK	300DA Collet Rack, 21 Collet Capacity



DA KIT RACKS

Part Number	Description
100-KITRACK	Holds 1 100DA Extension and 34 Collets
180-KITRACK	Holds 1 180DA Extension and 41 Collets
200-KITRACK	Holds 1 200DA Extension and 24 Collets
300-KITRACK	Holds 1 300DA Extension and 24 Collets



MILLING CHUCKS

END MILL HOLDERS

SHELL MILL HOLDERS

COLLET CHUCKS

DRILL CHUCKS

TAP HOLDERS

STUB, BORING, BLANK



REPLACEMENT DA CHUCK NUT PARTS

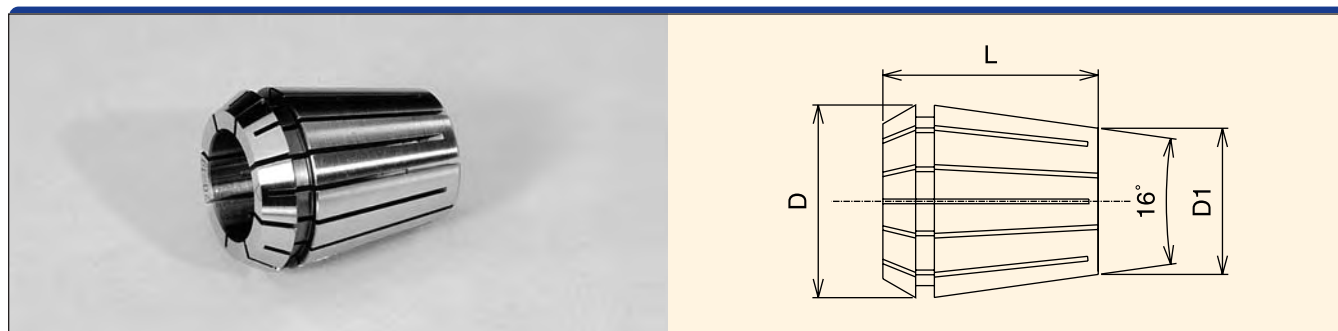
Part Number	Description
100DA-1	100DA Nut Spacer
100DA-2	100DA Nut Retaining Ring
100DA-NUT	100DA Nut, Complete Replacement
180DA-1	180DA Nut Spacer
180DA-2	180DA Nut Retaining Ring
180DA-NUT	180DA Nut, Complete Replacement
200DA-1	200DA Nut Spacer
200DA-2	200DA Nut Retaining Ring
200DA-NUT	200DA Nut, Complete Replacement
300DA-1	300DA Nut Spacer
300DA-2	300DA Nut Retaining Ring
300DA-NUT	300DA Nut, Complete Replacement



REPLACEMENT DA BACKUP SCREWS

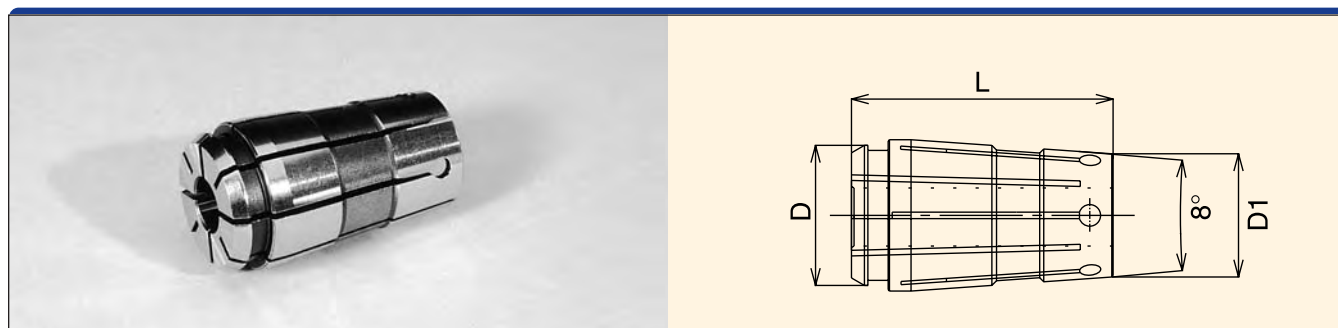
Part Number	Description
100DA-3	All CT, BT, NMTB 100DA Chucks
100DA-4	100 DA Chuck Extensions
180DA-3	All CT, BT, NMTB 180DA Chucks
180DA-4	180 DA Chuck Extensions
200DA-3	All 40-taper 200DA Chucks
200DA-4	200 DA Chuck Extensions
200DA-5	BT30 & BT35 200DA Chucks
300DA-3	All CT, BT, NMTB, 300DA Chucks
300DA-4	300 DA Chuck Extensions

ER COLLET DIMENSIONAL DATA



Style	D	D1	L	Collet Range	Coolant Collet Size Range
ER8	8.40mm	5.5mm	13.6mm	0.5-5.0mm	N/A
ER11	11.7mm	7.8mm	18.0mm	0.5-7.0mm	4.0-7.0mm (3/16"-17/64")
ER16	17.2mm	11.3mm	27.0mm	0.5-10.0mm	4.0-10.0mm (3/32"-13/32")
ER20	21.2mm	14.5mm	31.0mm	1.0-13.0mm	5.0-13.0mm (5/32"-1/2")
ER25	26.2mm	18.5mm	35.0mm	1.0-16.0mm	6.0-16.0mm (7/32"-5/8")
ER32	33.2mm	24.4mm	40.0mm	2.0-20.0mm	10.0-20.0mm (1/4"-25/32")
ER40	41.2mm	31.2mm	46.0mm	3.0-26.0mm	10.0-26.0mm
ER50	52.5mm	39.1mm	60.0mm	11.0-34.0mm	N/A

TG COLLET DIMENSIONAL DATA



Style	D	D1	L	Collet Range	Coolant Collet Size Range
25TG	0.425"	0.325"	0.709"	3/64-1/4"	N/A
50TG	0.760"	0.594"	1.437"	1/8-1/2"	N/A
75TG	1.063"	0.871"	1.844"	3/64-3/4"	1/8-3/4"
100TG	1.278"	1.121"	2.386"	3/64-1"	1/4-1"
150TG	1.875"	1.678"	3.000"	1/2-1-1/2"	N/A

MILLING CHUCKS

END MILL HOLDERS

SHELL MILL HOLDERS

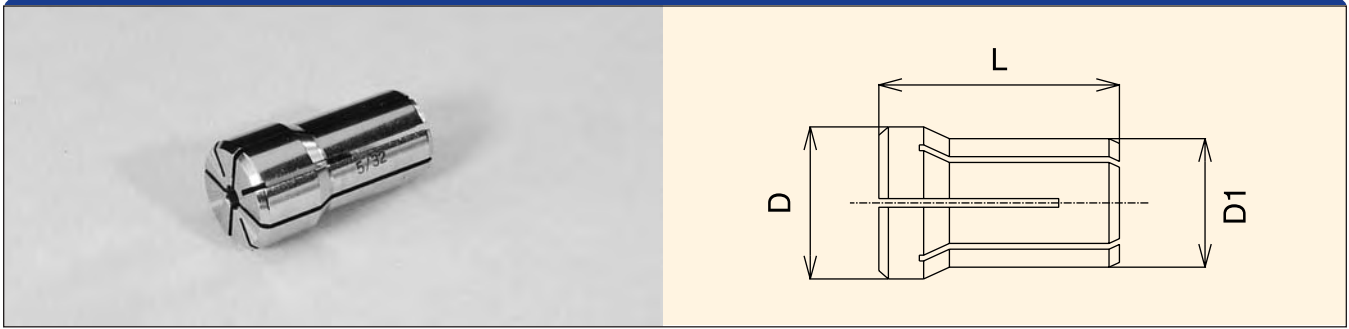
COLLET CHUCKS

DRILL CHUCKS

TAP HOLDERS

STUB, BORING, BLANK

DA COLLET DIMENSIONAL DATA



Style	D	D1	L	Collet Range
300DA	0.375"	0.300"	1.000"	3/64-1/4"
200DA	0.539"	0.453"	1.193"	3/64-3/8"
100DA	0.769"	0.653"	1.441"	3/64-9/16"
180DA	1.035"	0.873"	1.637"	3/64-3/4"

DRILL CHUCKS

MILLING CHUCKS

END MILL HOLDERS

SHELL MILL HOLDERS

COLLET CHUCKS


DRILL CHUCKS

TAP HOLDERS

STUB, BORING, BLANK



CT TAPER INTEGRAL KEYLESS DRILL CHUCKS



Part Number	Taper	Capacity	L	L1	D
CAT40-NPU8-80U	CT40	5/16" (8.0mm)	3.40"	3.68"	1.36"
CAT40-NPU8-110U	CT40	5/16" (8.0mm)	4.54"	4.82"	1.36"
CAT40-NPU13-105U	CT40	1/2" (13.0mm)	4.37"	4.80"	1.81"
CAT40-NPU13-130U	CT40	1/2" (13.0mm)	5.40"	5.83"	1.81"
CAT50-NPU8-80U	CT50	5/16" (8.0mm)	3.25"	3.52"	1.36"
CAT50-NPU13-90U	CT50	1/2" (13.0mm)	3.82"	4.26"	1.81"


BT TAPER INTEGRAL KEYLESS DRILL CHUCKS

Part Number	Taper	Capacity	L	L1	D
BT30-NPU8-70	BT30	5/16" (8.0mm)	3.01"	3.29"	1.36"
BT30-NPU13-95	BT30	1/2" (13.0mm)	4.02"	4.45"	1.81"
BT40-NPU8-70	BT40	5/16" (8.0mm)	3.01"	3.29"	1.36"
BT40-NPU13-80	BT40	1/2" (13.0mm)	3.39"	3.82"	1.81"
BT50-NPU13-90	BT50	1/2" (13.0mm)	3.82"	4.26"	1.81"

NMTB TAPER INTEGRAL KEYLESS DRILL CHUCKS

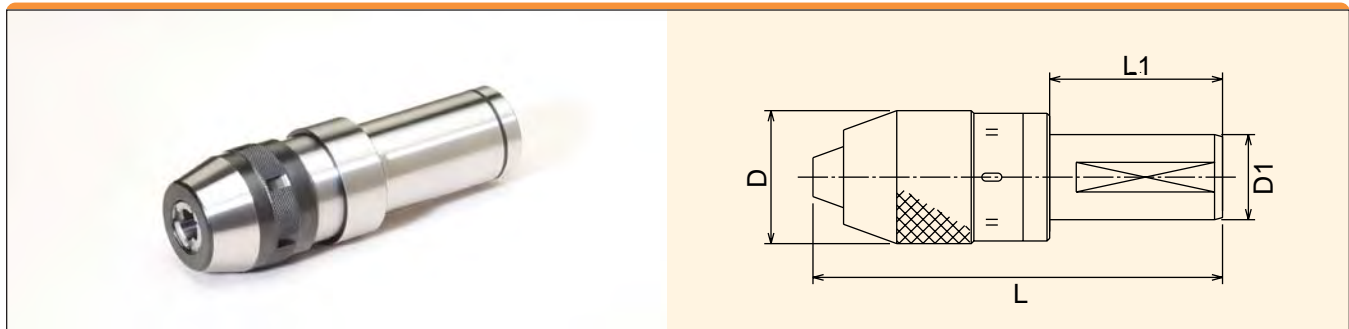
Part Number	Taper	Capacity	L	L1	D
NMTB40-NPU8-76	NMTB40	5/16" (8.0mm)	3.25"	3.52"	1.36"
NMTB40-NPU13-86	NMTB40	1/2" (13.0mm)	3.62"	4.06"	1.81"
NMTB50-NPU13-86	NMTB50	1/2" (13.0mm)	3.62"	4.06"	1.81"

HSK TAPER INTEGRAL KEYLESS DRILL CHUCKS



Part Number	Taper	Capacity	L	L1	D
HSK63A-NPU13C-135	HSK63A	1/2" (13.0mm)	5.59"	6.03"	1.81"
HSK100A-NPU13C-145	HSK100A	1/2" (13.0mm)	5.98"	6.42"	1.81"

STRAIGHT SHANK INTEGRAL KEYLESS DRILL CHUCKS



Part Number	Capacity	D1	L	L1	D
D3/4-NPU8	5/16" (8.0mm)	3/4"	2.58"	2.85"	1.36"
D1.1/4-NPU13	1/2" (13.0mm)	1.1/4"	3.32"	3.80"	1.81"
D1.1/2-NPU13	1/2" (13.0mm)	1.1/2"	3.32"	3.80"	1.81"

REPLACEMENT DRILL CHUCK WRENCHES

Part Number	Description
NPU8-SPAN	Fits 5/16" (8.0mm) chucks
NPU13-SPAN	Fits 1/2" (13.0mm) chucks



REPLACEMENT DRILL CHUCKS

Part Number	Description
9NPU-8	Replacement 1/4" Chuck
9NPU-13	Replacement 1/2" Chuck



REPLACEMENT DRILL CHUCK PARTS

Part Number	Description
SP-08062	Jaw Set for 1/4" Chuck
NPU-0805	Lead Screw for 1/4" Chuck
SP-13062	Jaw Set for 1/2" Chuck
NPU-1305	Lead Screw for 1/2" Chuck P=3mm
NPU-13051	Lead Screw for 1/2" Chuck P=2.25mm



MILLING CHUCKS

END MILL HOLDERS

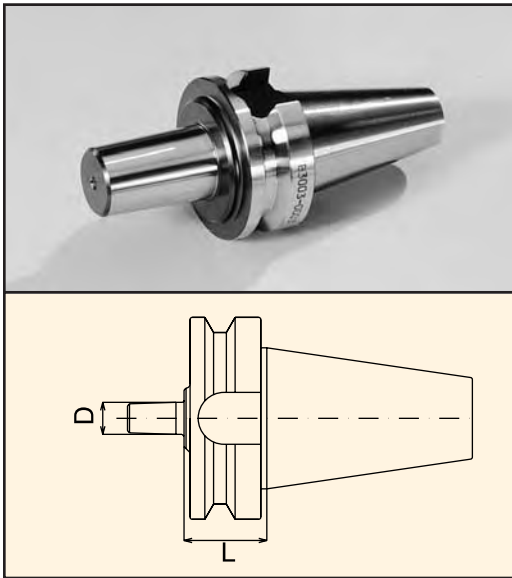
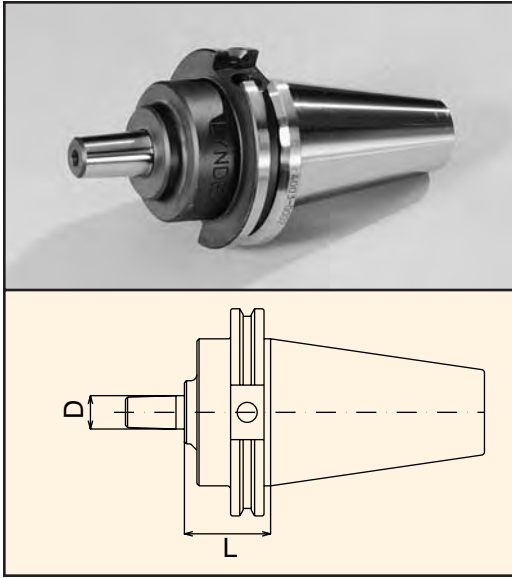
SHELL MILL HOLDERS

COLLET CHUCKS

DRILL CHUCKS

TAP HOLDERS

STUB, BORING, BLANK



CT TAPER JACOBS TAPER HOLDERS

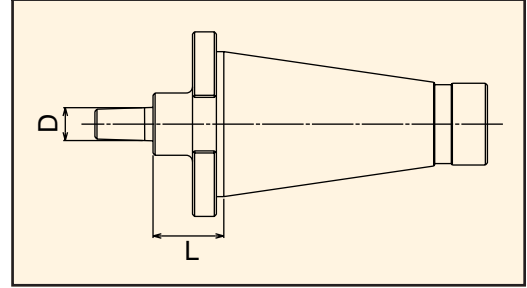
Part Number	Taper	JT Size	L	D
C4003-0002	CT40	JT#2	1.61"	.560"
C4003-0003	CT40	JT#3	1.58"	.812"
C4003-0004	CT40	JT#4	1.49"	1.13"
C4003-0006	CT40	JT#6	1.61"	.677"
C4003-0033	CT40	JT#33	1.61"	.625"
C4503-0002	CT45	JT#2	1.61"	.560"
C4503-0003	CT45	JT#3	1.58"	.812"
C4503-0006	CT45	JT#6	1.61"	.677"
C4503-0033	CT45	JT#33	1.61"	.625"
C5003-0002	CT50	JT#2	1.61"	.560"
C5003-0003	CT50	JT#3	1.58"	.812"
C5003-0004	CT50	JT#4	1.49"	1.13"
C5003-0006	CT50	JT#6	1.61"	.677"
C5003-0033	CT50	JT#33	1.61"	.625"

BT TAPER JACOBS TAPER HOLDERS

Part Number	Taper	JT Size	L	D
B3003-0001	BT30	JT#1	1.06"	.385"
B3003-0002	BT30	JT#2	1.02"	.560"
B3003-0003	BT30	JT#3	0.98"	.812"
B3003-0006	BT30	JT#6	1.02"	.677"
B3003-0033	BT30	JT#33	1.02"	.625"
B3503-0001	BT35	JT#1	1.06"	.385"
B3503-0002	BT35	JT#2	1.02"	.560"
B3503-0003	BT35	JT#3	0.98"	.812"
B3503-0006	BT35	JT#6	1.02"	.677"
B3503-0033	BT35	JT#33	1.02"	.625"
B4003-0002	BT40	JT#2	1.61"	.560"
B4003-0003	BT40	JT#3	1.57"	.812"
B4003-0006	BT40	JT#6	1.61"	.677"
B4003-0033	BT40	JT#33	1.61"	.625"
B4503-0002	BT45	JT#2	1.59"	.560"
B4503-0003	BT45	JT#3	1.55"	.812"
B4503-0006	BT45	JT#6	1.59"	.677"
B4503-0033	BT45	JT#33	1.59"	.625"
B5003-0002	BT50	JT#2	1.61"	.560"
B5003-0003	BT50	JT#3	1.57"	.812"
B5003-0004	BT50	JT#4	1.49"	1.13"
B5003-0006	BT50	JT#6	1.61"	.677"
B5003-0033	BT50	JT#33	1.61"	.625"

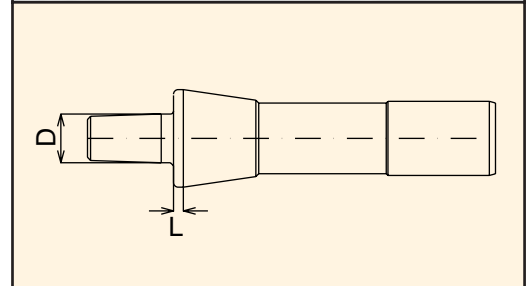
NMTB TAPER JACOBS TAPER HOLDERS

Part Number	Taper	JT Size	L	D
N3003-0001	NMTB30	JT#1	0.63"	.385"
N3003-0002	NMTB30	JT#2	0.59"	.560"
N3003-0003	NMTB30	JT#3	0.55"	.812"
N3003-0006	NMTB30	JT#6	0.59"	.677"
N3003-0033	NMTB30	JT#33	0.59"	.625"
N4003-0001	NMTB40	JT#1	0.69"	.385"
N4003-0002	NMTB40	JT#2	0.65"	.560"
N4003-0003	NMTB40	JT#3	0.61"	.812"
N4003-0006	NMTB40	JT#6	0.65"	.677"
N4003-0033	NMTB40	JT#33	0.65"	.625"
N5003-0002	NMTB50	JT#2	1.34"	.560"
N5003-0003	NMTB50	JT#3	1.30"	.812"
N5003-0004	NMTB50	JT#4	1.22"	1.13"
N5003-0006	NMTB50	JT#6	1.34"	.677"
N5003-0033	NMTB50	JT#33	1.34"	.625"



R8 JACOBS TAPER HOLDERS

Part Number	Taper	JT Size	L	D
870-001	R8	JT#1	0.13"	.385"
870-002	R8	JT#2	0.13"	.560"
870-003	R8	JT#3	0.13"	.812"
870-006	R8	JT#6	0.13"	.677"
870-033	R8	JT#33	0.13"	.625"



MILLING CHUCKS

END MILL HOLDERS

SHELL MILL HOLDERS

COLLET CHUCKS

DRILL CHUCKS

TAP HOLDERS

STUB, BORING, BLANK

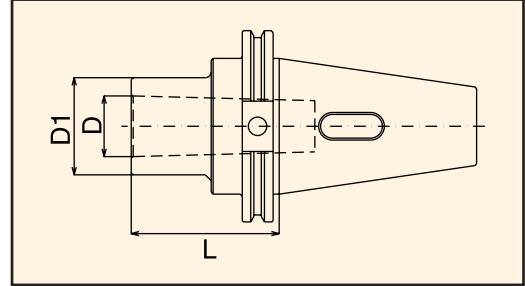
JACOBS® BRAND DRILL CHUCKS



Part Number	Range	Fits Taper	Description
8-1/2N	0 - 1/4"	JT#2	Heavy Duty Ball Bearing Chuck
100-J2	0 - 3/8"	JT#2	Hi Precision Keyless Chuck
100-J33	0 - 3/8"	JT#33	Hi Precision Keyless Chuck
11N	0 - 3/8"	JT#2	Heavy Duty Ball Bearing Chuck
130-J2	1/32 - 1/2"	JT#2	Hi Precision Keyless Chuck
130-J33	1/32 - 1/2"	JT#33	Hi Precision Keyless Chuck
130-J6	1/32 - 1/2"	JT#6	Hi Precision Keyless Chuck
130-JT2	1/32 - 1/2"	JT#2	Hi Precision Hi Torque Keyless Chuck
130-JT33	1/32 - 1/2"	JT#33	Hi Precision Hi Torque Keyless Chuck
130-JT6	1/32 - 1/2"	JT#6	Hi Precision Hi Torque Keyless Chuck
14N	0 - 1/2"	JT#3	Heavy Duty Ball Bearing Chuck
160-J6	1/8 - 5/8"	JT#6	Hi Precision Keyless Chuck
160-JT6	1/8 - 5/8"	JT#6	Hi Precision Hi Torque Keyless Chuck
16N	1/8 - 5/8"	JT#3	Heavy Duty Ball Bearing Chuck
18N	1/8 - 3/4"	JT#4	Heavy Duty Ball Bearing Chuck
34-02	0 - 1/2"	JT#2	Heavy Duty Plain Bearing Chuck
34-06	0 - 1/2"	JT#6	Heavy Duty Plain Bearing Chuck
34-33	0 - 1/2"	JT#33	Heavy Duty Plain Bearing Chuck

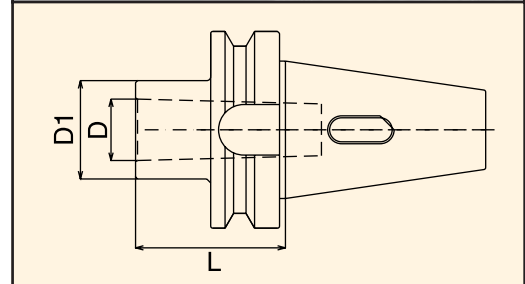
CT MORSE TAPER HOLDERS

Part Number	Taper	Size	L	D	D1
C4004-0001	CT40	MT#1	1.75"	.475"	1.00"
C4004-0002	CT40	MT#2	2.36"	.700"	1.25"
C4004-0003	CT40	MT#3	3.00"	.938"	1.57"
C4004-0004	CT40	MT#4	3.54"	1.23"	1.97"
C4504-0002	CT45	MT#2	2.36"	.700"	1.25"
C4504-0003	CT45	MT#3	3.00"	.938"	1.57"
C4504-0004	CT45	MT#4	3.54"	1.23"	1.97"
C4504-0005	CT45	MT#5	4.76"	1.75"	2.75"
C5004-0002	CT50	MT#2	1.75"	.700"	1.25"
C5004-0003	CT50	MT#3	1.75"	.938"	1.57"
C5004-0004	CT50	MT#4	3.00"	1.23"	1.97"
C5004-0005	CT50	MT#5	4.13"	1.75"	2.75"



BT MORSE TAPER HOLDERS

Part Number	Taper	Size	L	D	D1
B3004-0001	BT30	MT#1	1.75"	.475"	1.00"
B3004-0002	BT30	MT#2	2.36"	.700"	1.25"
B3504-0001	BT35	MT#1	1.75"	.475"	1.00"
B3504-0002	BT35	MT#2	2.36"	.700"	1.25"
B3504-0003	BT35	MT#3	3.00"	.938"	1.57"
B3504-0004	BT35	MT#4	4.37"	1.23"	1.97"
B4004-0001	BT40	MT#1	1.75"	.475"	1.00"
B4004-0002	BT40	MT#2	2.36"	.700"	1.25"
B4004-0003	BT40	MT#3	3.00"	.938"	1.57"
B4004-0004	BT40	MT#4	3.54"	1.23"	1.97"
B4504-0002	BT45	MT#2	2.36"	.700"	1.25"
B4504-0003	BT45	MT#3	3.00"	.938"	1.57"
B4504-0004	BT45	MT#4	3.54"	1.23"	1.97"
B4504-0005	BT45	MT#5	4.76"	1.75"	2.75"
B5004-0002	BT50	MT#2	1.75"	.700"	1.25"
B5004-0003	BT50	MT#3	1.75"	.938"	1.57"
B5004-0004	BT50	MT#4	3.00"	1.23"	1.97"
B5004-0005	BT50	MT#5	4.13"	1.75"	2.75"



MILLING CHUCKS

END MILL HOLDERS

SHELL MILL HOLDERS

COLLET CHUCKS

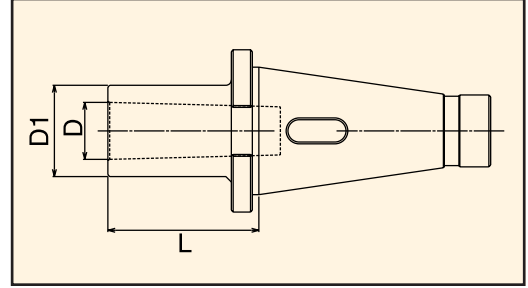
DRILL CHUCKS

TAP HOLDERS

STUB, BORING, BLANK

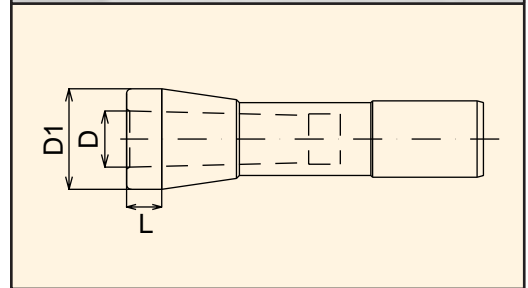
NMTB MORSE TAPER HOLDERS

Part Number	Taper	Size	L	D	D1
N3004-0001	NMTB30	MT#1	1.00"	0.48"	1.00"
N3004-0002	NMTB30	MT#2	2.13"	0.70"	1.25"
N3004-0003	NMTB30	MT#3	2.81"	0.94"	1.57"
N4004-0001	NMTB40	MT#1	0.94"	0.48"	1.00"
N4004-0002	NMTB40	MT#2	1.75"	0.70"	1.25"
N4004-0003	NMTB40	MT#3	2.25"	0.94"	1.57"
N4004-0004	NMTB40	MT#4	3.00"	1.23"	1.97"
N5004-0002	NMTB50	MT#2	1.88"	0.70"	1.25"
N5004-0003	NMTB50	MT#3	2.38"	0.94"	1.57"
N5004-0004	NMTB50	MT#4	3.25"	1.23"	1.97"
N5004-0005	NMTB50	MT#5	4.63"	1.75"	2.75"



R8 MORSE TAPER HOLDERS

Part Number	Taper	Size	L	D	D1
840-001	R8	MT#1	0.44"	0.48"	1.00"
840-002	R8	MT#2	0.44"	0.70"	1.25"
840-003	R8	MT#3	2.56"	0.94"	1.57"



TAP HOLDERS



MILLING CHUCKS

END MILL HOLDERS

SHELL MILL HOLDERS


COLLET CHUCKS

DRILL CHUCKS

TAP HOLDERS

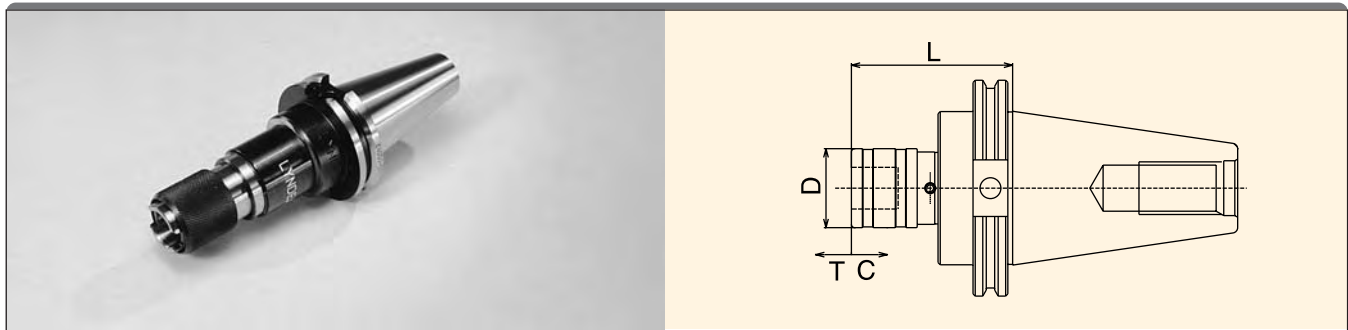
STUB, BORING, BLANK

CT TAPER TENSION/COMPRESSION TAP HOLDERS



Part Number	Taper	Tap Range		System	L	D	T	C
		Hand	Pipe					
C40S5-0562	CT40	#0-9/16"	1/8"	#1	2.93"	1.43"	0.29"	0.29"
C4005-0562	CT40	#0-9/16"	1/8"	#1	4.47"	1.25"	0.79"	0.39"
C40S5-0875	CT40	5/16-7/8"	1/4-1/2"	#2	3.90"	2.09"	0.49"	0.49"
C4005-0875	CT40	5/16-7/8"	1/4-1/2"	#2	6.66"	2.00"	0.85"	0.49"
C40S5-1375	CT40	13/16-1-3/8"	1/2-1"	#3	5.75"	3.07"	0.79"	0.79"
C4005-1375	CT40	13/16-1-3/8"	1/2-1"	#3	9.19"	2.87"	0.98"	0.59"
C4505-0562	CT45	#0-9/16"	1/8"	#1	4.47"	1.25"	0.79"	0.39"
C4505-0875	CT45	5/16-7/8"	1/4-1/2"	#2	5.66"	2.00"	0.85"	0.49"
C4505-1375	CT45	13/16-1-3/8"	1/2-1"	#3	9.19"	2.87"	0.98"	0.59"
C50S5-0562	CT50	#0-9/16"	1/8"	#1	2.93"	1.43"	0.29"	0.29"
C5005-0562	CT50	#0-9/16"	1/8"	#1	5.02"	1.25"	0.79"	0.39"
C50S5-0875	CT50	5/16-7/8"	1/4-1/2"	#2	3.90"	2.09"	0.49"	0.49"
C5005-0875	CT50	5/16-7/8"	1/4-1/2"	#2	5.66"	2.00"	0.85"	0.49"
C50S5-1375	CT50	13/16-1-3/8"	1/2-1"	#3	5.75"	3.07"	0.79"	0.79"
C5005-1375	CT50	13/16-1-3/8"	1/2-1"	#3	7.72"	2.87"	0.98"	0.59"

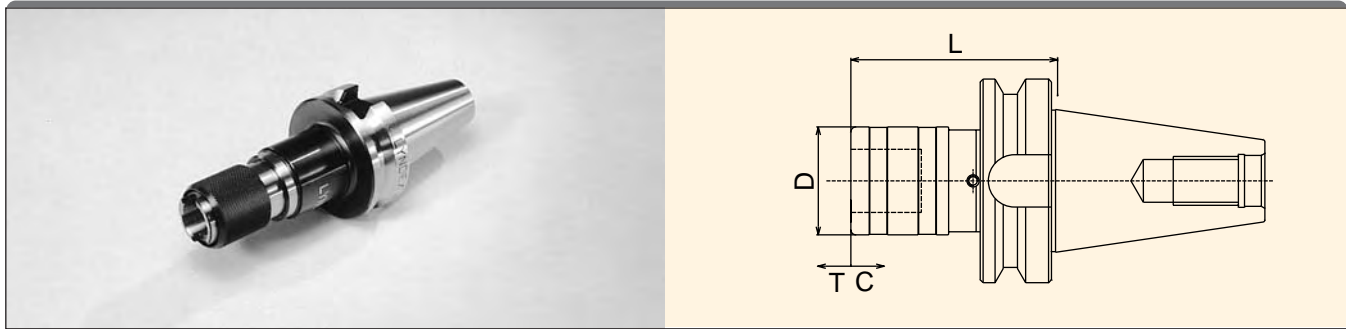
CT TAPER RIGID TAP HOLDERS



Part Number	Taper	Tap Range		System	L	D	
		Hand	Pipe				
C40R5-0562	CT40	#0-9/16"	1/8"	#1	3.02"	1.25"	These holders are designed for use with synchronized machining centers. The holders have no tension or compression.
C40R5-0875	CT40	5/16-7/8"	1/4-1/2"	#2	3.66"	2.00"	
C40R5-1375	CT40	13/16-1-3/8"	1/2-1"	#3	4.72"	2.87"	
C50R5-0562	CT50	#0-9/16"	1/8"	#1	3.02"	1.25"	
C50R5-0875	CT50	5/16-7/8"	1/4-1/2"	#2	3.91"	2.00"	
C50R5-1375	CT50	13/16-1-3/8"	1/2-1"	#3	4.98"	2.87"	

Note: Tap Collets are listed on pages 128-140.

BT TAPER TENSION/COMPRESSION TAP HOLDERS



Part Number	Taper	Tap Range		System	L	D	T	C
		Hand	Pipe					
B30S5-0562	BT30	#0-9/16"	1/8"	#1	2.40"	1.43"	0.29"	0.29"
B3005-0562	BT30	#0-9/16"	1/8"	#1	4.92"	1.25"	0.79"	0.39"
B35S5-0562	BT35	#0-9/16"	1/8"	#1	2.48"	1.43"	0.29"	0.29"
B3505-0562	BT35	#0-9/16"	1/8"	#1	4.33"	1.25"	0.79"	0.39"
B3505-0875	BT35	5/16-7/8"	1/4-1/2"	#2	6.91"	2.00"	0.85"	0.49"
B40S5-0562	BT40	#0-9/16"	1/8"	#1	2.62"	1.43"	0.29"	0.29"
B4005-0562	BT40	#0-9/16"	1/8"	#1	4.33"	1.25"	0.79"	0.39"
B40S5-0875	BT40	5/16-7/8"	1/4-1/2"	#2	3.68"	2.09"	0.49"	0.49"
B4005-0875	BT40	5/16-7/8"	1/4-1/2"	#2	6.34"	2.00"	0.85"	0.49"
B40S5-1375	BT40	13/16-1-3/8"	1/2-1"	#3	6.40"	3.07"	0.79"	0.79"
B4005-1375	BT40	13/16-1-3/8"	1/2-1"	#3	9.00"	2.87"	0.98"	0.59"
B4505-0562	BT45	#0-9/16"	1/8"	#1	4.92"	1.25"	0.79"	0.39"
B4505-0875	BT45	5/16-7/8"	1/4-1/2"	#2	5.94"	2.00"	0.85"	0.49"
B4505-1375	BT45	13/16-1-3/8"	1/2-1"	#3	9.19"	2.87"	0.98"	0.59"
B50S5-0562	BT50	#0-9/16"	1/8"	#1	3.05"	1.43"	0.29"	0.29"
B5005-0562	BT50	#0-9/16"	1/8"	#1	4.92"	1.25"	0.79"	0.39"
B50S5-0875	BT50	5/16-7/8"	1/4-1/2"	#2	4.00"	2.09"	0.49"	0.49"
B5005-0875	BT50	5/16-7/8"	1/4-1/2"	#2	5.55"	2.00"	0.85"	0.49"
B50S5-1375	BT50	13/16-1-3/8"	1/2-1"	#3	5.55"	3.07"	0.79"	0.79"
B5005-1375	BT50	13/16-1-3/8"	1/2-1"	#3	7.68"	2.87"	0.98"	0.59"

Note: Tap Collets are listed on pages 128-140.

MILLING CHUCKS

END MILL HOLDERS

SHELL MILL HOLDERS

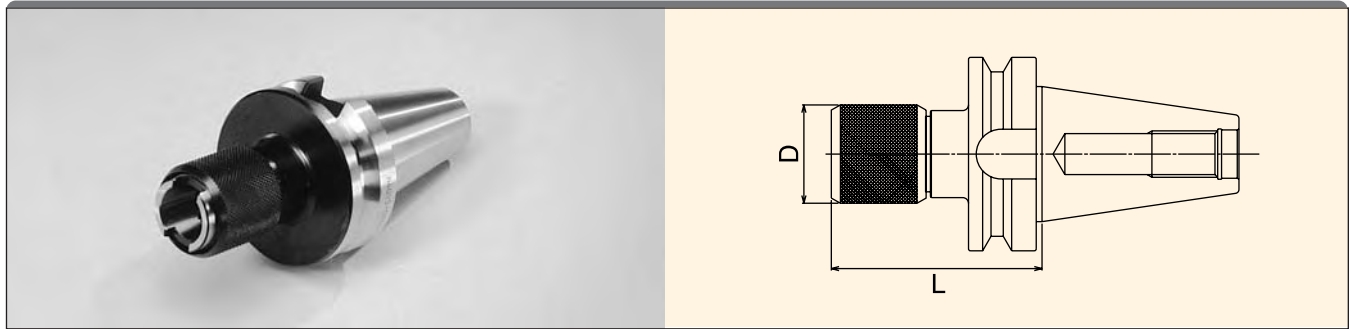
COLLET CHUCKS

DRILL CHUCKS

TAP HOLDERS

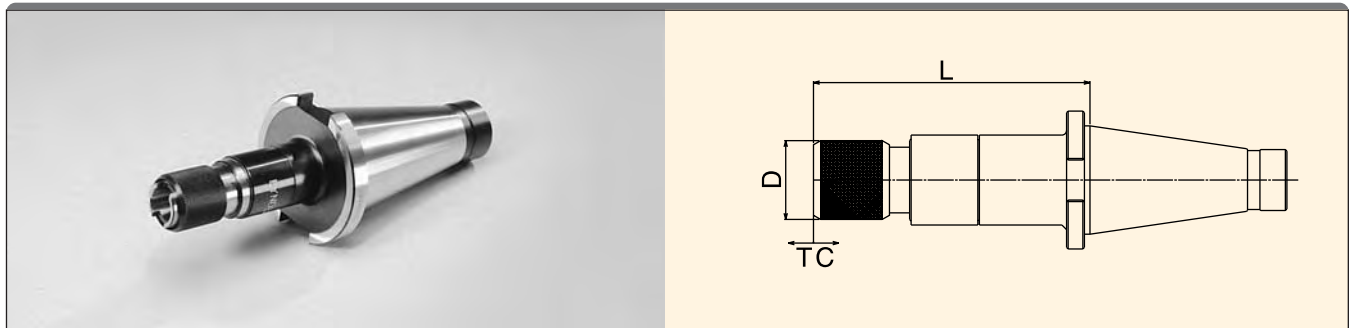
STUB, BORING, BLANK

BT TAPER RIGID TAP HOLDERS



Part Number	Taper	Tap Range		System	L	D	These holders are designed for use with synchronized machining centers. The holders have no tension or compression.
		Hand	Pipe				
B30R5-0562	BT30	#0-9/16"	1/8"	#1	2.44"	1.25"	
B35R5-0562	BT35	#0-9/16"	1/8"	#1	3.02"	1.25"	
B35R5-0875	BT35	5/16-7/8"	1/4-1/2"	#2	3.66"	2.00"	
B40R5-0562	BT40	#0-9/16"	1/8"	#1	3.02"	1.25"	
B40R5-0875	BT40	5/16-7/8"	1/4-1/2"	#2	3.66"	2.00"	
B40R5-1375	BT40	13/16-1-3/8"	1/2-1"	#3	4.73"	2.87"	
B50R5-0562	BT50	#0-9/16"	1/8"	#1	3.02"	1.25"	
B50R5-0875	BT50	5/16-7/8"	1/4-1/2"	#2	4.16"	2.00"	
B50R5-1375	BT50	13/16-1-3/8"	1/2-1"	#3	5.23"	2.87"	

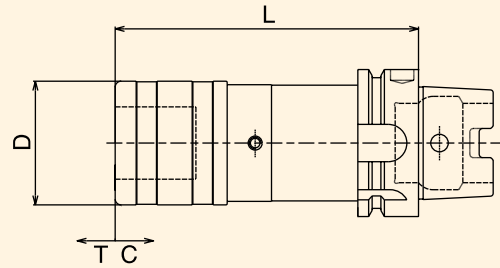
NMTB TAPER TENSION/COMPRESSION TAP HOLDERS



Part Number	Taper	Tap Range		System	L	D	T	C
		Hand	Pipe					
N3005-0562	NMTB30	#0-9/16"	1/8"	#1	4.64"	1.25"	0.79"	0.39"
N3005-0875	NMTB30	5/16-7/8"	1/4-1/2"	#2	6.16"	2.00"	0.85"	0.49"
N4005-0562	NMTB40	#0-9/16"	1/8"	#1	3.90"	1.25"	0.79"	0.39"
N4005-0875	NMTB40	5/16-7/8"	1/4-1/2"	#2	6.16"	2.00"	0.85"	0.49"
N5005-0562	NMTB50	#0-9/16"	1/8"	#1	4.50"	1.25"	0.79"	0.39"
N5005-0875	NMTB50	5/16-7/8"	1/4-1/2"	#2	7.00"	2.00"	0.85"	0.49"
N5005-1375	NMTB50	13/16-1-3/8"	1/2-1"	#3	7.73"	2.87"	0.98"	0.59"

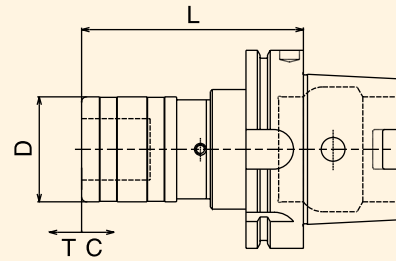
Note: All NMTB toolholder flanges are qualified for use with Erickson QC spindles.
Tap Collets are listed on pages 128-140.

HSK63A TAPER TENSION/COMPRESSION TAP HOLDERS



Part Number	Taper	Tap Range		System	L	D	T	C
		Hand	Pipe					
HSK63A-TC0562	HSK63A	#0-9/16"	1/8"	#1	4.49"	1.43"	0.29"	0.29"
HSK63A-TC0875	HSK63A	5/16-7/8"	1/4-1/2"	#2	5.827"	2.09"	0.49"	0.49"
HSK63A-TC1375	HSK63A	13/16-1-3/8"	1/2-1"	#3	7.72"	3.07"	.79"	.79"

HSK100A TAPER TENSION/COMPRESSION TAP HOLDERS



Part Number	Taper	Tap Range		System	L	D	T	C
		Hand	Pipe					
HSK100A-TC0562	HSK100A	#0-9/16"	1/8"	#1	4.65"	1.43"	.29"	.29"
HSK100A-TC0875	HSK100A	5/16-7/8"	1/4-1/2"	#2	5.98"	2.09"	.49"	.49"
HSK100A-TC1375	HSK100A	13/16-1-3/8"	1/2-1"	#3	7.95"	3.07"	.79"	.79"

MILLING CHUCKS

END MILL HOLDERS

SHELL MILL HOLDERS

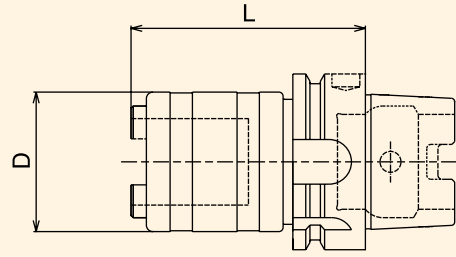
COLLET CHUCKS

DRILL CHUCKS

TAP HOLDERS

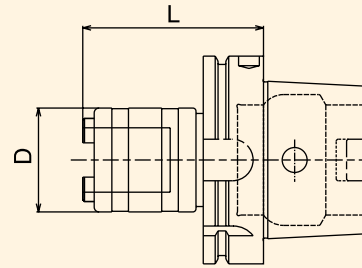
STUB, BORING, BLANK

HSK40A / HSK63A TAPER RIGID TAP HOLDERS



Part Number	Taper	Tap Range		System	L	D	
		Hand	Pipe				
HSK40A-R0562	HSK40A	#0-9/16"	1/8"	#1	3.15"	1.26"	These holders are designed for use with synchronized machining centers. The holders have no tension or compression.
HSK63A-R0562	HSK63A	#0-9/16"	1/8"	#1	2.48"	1.26"	
HSK63A-R0875	HSK63A	5/16-7/8"	1/4-1/2"	#2	3.31"	1.97"	
HSK63A-R1375	HSK63A	13/16-1-3/8"	1/2-1"	#3	5.12"	2.83"	

HSK100A TAPER RIGID TAP HOLDERS



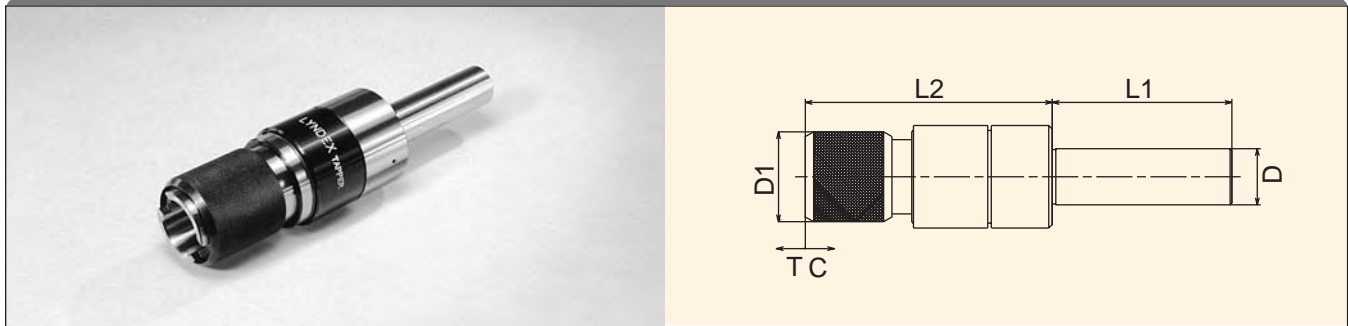
Part Number	Taper	Tap Range		System	L	D	
		Hand	Pipe				
HSK100A-R0562	HSK100A	#0-9/16"	1/8"	#1	2.59"	1.26"	These holders are designed for use with synchronized machining centers. The holders have no tension or compression.
HSK100A-R0875	HSK100A	5/16-7/8"	1/4-1/2"	#2	3.42"	1.97"	
HSK100A-R1375	HSK100A	13/16-1-3/8"	1/2-1"	#3	4.57"	2.83"	

FEATURES OF STRAIGHT SHANK TOOLING

Straight shank tooling may be used to extend tooling reach for extended length operations.

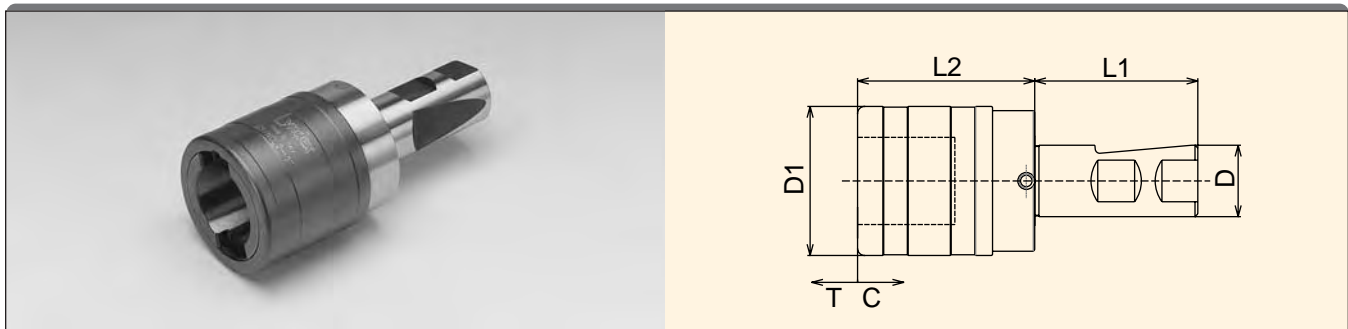
- This option is less costly than extended length integral shank tooling.
- They may be used with any size machining center or lathe.
- When loaded into larger holders, their reduced O.D. permits tapping applications within large holes or whenever tight clearances are encountered.

STRAIGHT SHANK TENSION/COMPRESSION TAP HOLDERS



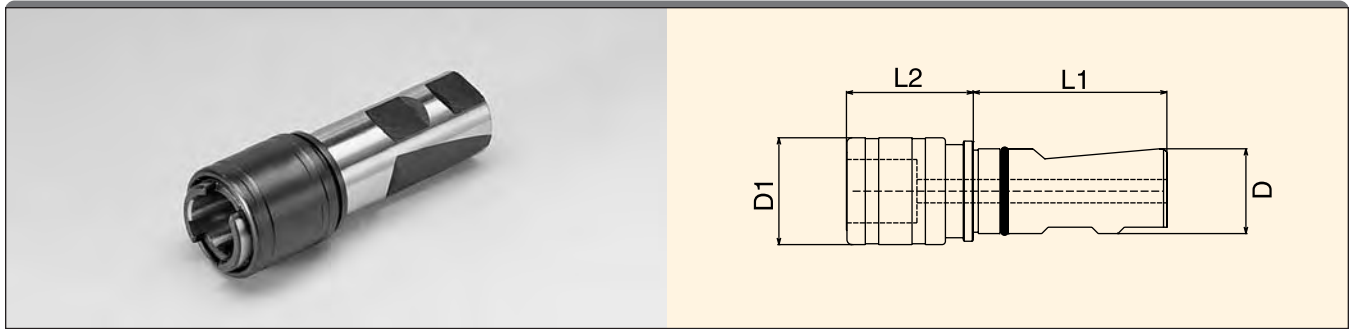
Part Number	Tap Range		System	D	D1	L1	L2	T	C
	Hand	Pipe							
S1005-0562	#0-9/16"	1/8"	#1	1"	1.25"	3.50"	4.13"	0.79"	0.39"
S1005-0875	5/16-7/8"	1/4-1/2"	#2	1"	2.00"	3.50"	5.55"	0.85"	0.49"
S1205-0562	#0-9/16"	1/8"	#1	1-1/4"	1.25"	4.00"	4.13"	0.79"	0.39"
S1205-0875	5/16-7/8"	1/4-1/2"	#2	1-1/4"	2.00"	4.00"	5.55"	0.85"	0.49"

WELDON SHANK TENSION/COMPRESSION TAP HOLDERS



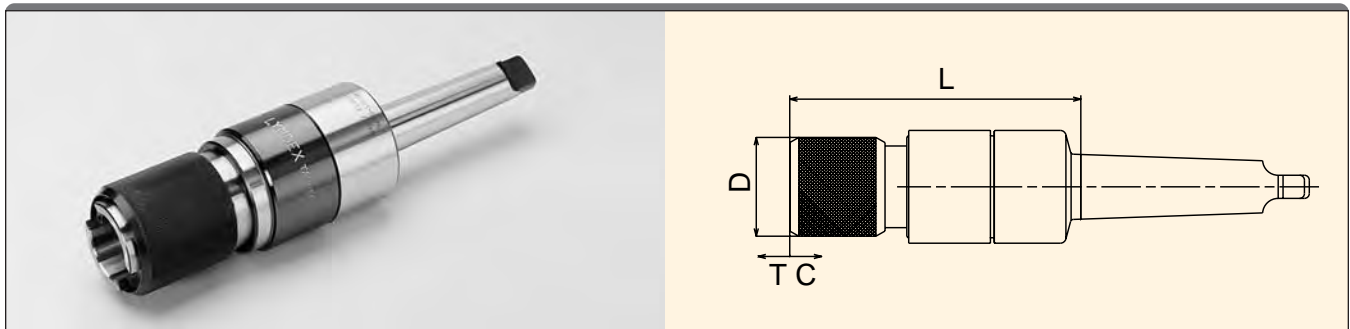
Part Number	Tap Range		System	D	D1	L1	L2	T	C
	Hand	Pipe							
W7505-0562	#0-9/16"	1/8"	#1	3/4"	1.25"	2.03"	4.33"	0.79"	0.39"
W1005-0562	#0-9/16"	1/8"	#1	1"	1.25"	2.28"	4.13"	0.79"	0.39"
W10S5-0562	#0-9/16"	1/8"	#1	1"	1.43"	2.28"	1.53"	0.29"	0.29"
W1005-0875	5/16-7/8"	1/4-1/2"	#2	1"	2.00"	2.28"	5.55"	0.85"	0.49"
W10S5-0875	5/16-7/8"	1/4-1/2"	#2	1"	2.09"	2.28"	2.48"	0.49"	0.49"
W1205-0562	#0-9/16"	1/8"	#1	1-1/4"	1.25"	2.28"	4.13"	0.79"	0.39"
W1205-0875	5/16-7/8"	1/4-1/2"	#2	1-1/4"	2.00"	2.28"	5.55"	0.85"	0.49"
W1505-0562	#0-9/16"	1/8"	#1	1-1/2"	1.25"	2.69"	4.13"	0.79"	0.39"
W1505-0875	5/16-7/8"	1/4-1/2"	#2	1-1/2"	2.00"	2.69"	5.55"	0.85"	0.49"
W1505-1375	13/16-1-3/8"	1/2-1"	#3	1-1/2"	2.87"	2.69"	7.81"	0.98"	0.59"
W15S5-1375	13/16-1-3/8"	1/2-1"	#3	1-1/2"	3.07"	2.69"	3.86"	0.79"	0.79"
W25M5-0562	#0-9/16"	1/8"	#1	25mm	36mm	57mm	39mm	7.5mm	7.5mm
W25M5-0875	5/16-7/8"	1/4-1/2"	#2	25mm	53mm	57mm	63mm	12.5mm	12.5mm

WELDON SHANK RIGID TAP HOLDERS



Part Number	Tap Range		System	D	D1	L1	L2
	Hand	Pipe					
W10R5-0562	#0-9/16"	1/8"	#1	1"	1.26"	2.28"	1.46"
W10R5-0875	5/16-7/8"	1/4-1/2"	#2	1"	1.97"	2.28"	2.12"
W15R5-1375	13/16-1-3/8"	1/2-1"	#3	1-1/2"	2.83"	2.69"	3.27"
W25MR5-0562	#0-9/16"	1/8"	#1	25mm	32mm	57mm	37mm
W25MR5-0875	5/16-7/8"	1/4-1/2"	#2	25mm	50mm	57mm	56mm

MORSE TAPER TENSION/COMPRESSION TAP HOLDERS



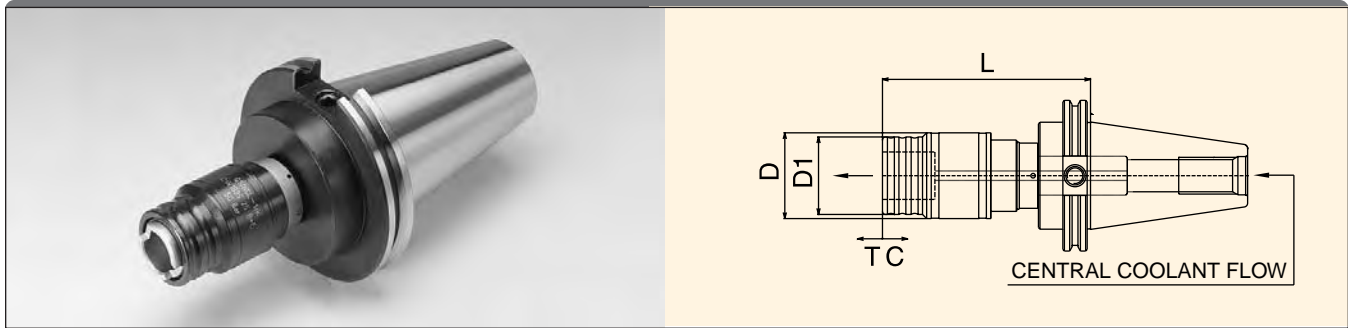
Part Number	Tap Range		System	D	D1	L1	L2
	Hand	Pipe					
M0205-0562	#0-9/16"	1/8"	#1	1.25"	4.92"	0.79"	0.39"
M0205-0875	5/16-7/8"	1/4-1/2"	#2	2.00"	5.94"	0.85"	0.49"
M0305-0562	#0-9/16"	1/8"	#1	1.25"	4.72"	0.79"	0.39"
M0305-0875	5/16-7/8"	1/4-1/2"	#2	2.00"	5.94"	0.85"	0.49"
M0405-0562	#0-9/16"	1/8"	#1	1.25"	4.72"	0.79"	0.39"
M0405-0875	5/16-7/8"	1/4-1/2"	#2	2.00"	5.94"	0.85"	0.49"

Note: Tap Collets are listed on pages 128-140.

COOLANT-THRU TAP HOLDERS

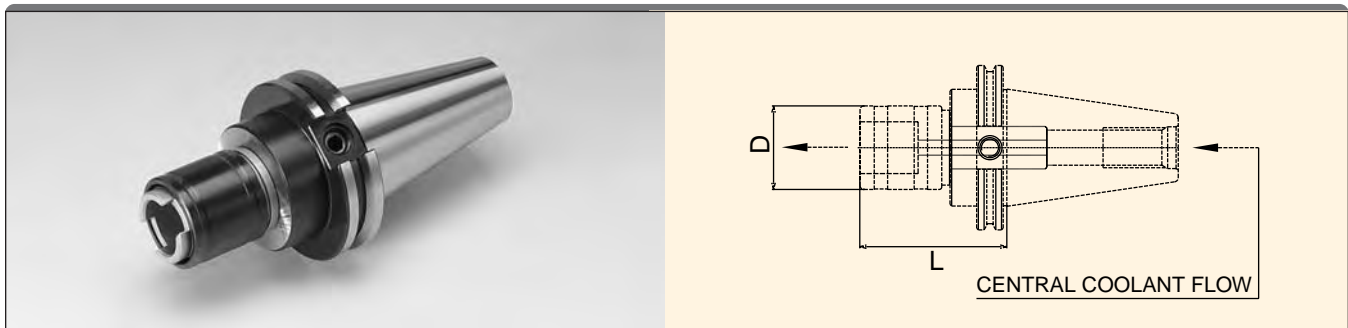
Coolant-thru tap holders facilitate chip removal, which reduces chip welding to the tap and gouging the wall of the workpiece. By delivering coolant to the cutting edge, at up to 750 PSI and flushing out chips, they're ideal for use in deep or blind-hole tapping operations.

CT TAPER TENSION/COMPRESSION COOLANT-THRU TAP HOLDERS



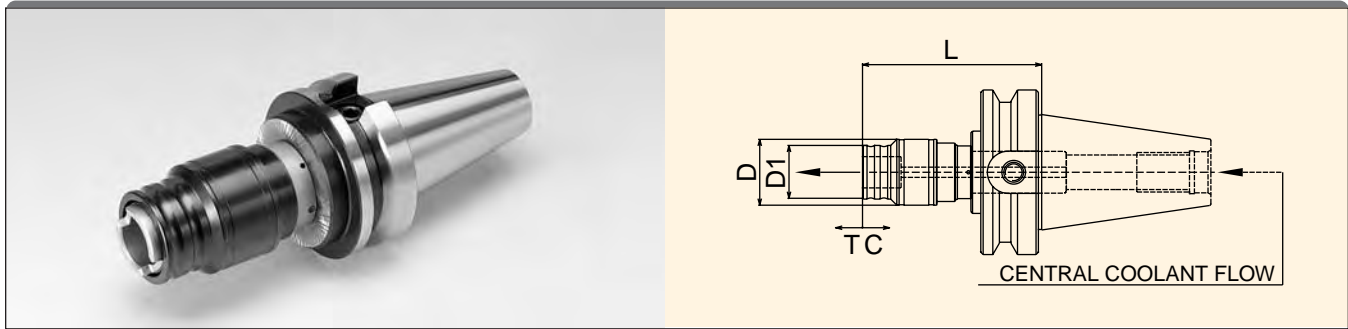
Part Number	Taper	Tap Range		System	L	D	D1	T	C
		Hand	Pipe						
C4005-0562(C)	CT40	#0-9/16"	1/8"	#1	3.98"	1.57"	1.28"	0.27"	0.12"
C4005-0875(C)	CT40	5/16-7/8"	1/4-1/2"	#2	5.39"	2.20"	1.99"	0.39"	0.20"
C5005-0562(C)	CT50	#0-9/16"	1/8"	#1	3.98"	1.57"	1.28"	0.27"	0.12"
C5005-0875(C)	CT50	5/16-7/8"	1/4-1/2"	#2	5.39"	2.20"	1.99"	0.39"	0.20"
C5005-1375(C)	CT50	13/16-1-3/8"	1/2-1"	#3	8.31"	2.95"	2.95"	0.71"	0.51"

CT TAPER RIGID COOLANT-THRU TAP HOLDERS



Part Number	Taper	Tap Range		System	L	D	
		Hand	Pipe				
C40R5-0562(C)	CT40	#0-9/16"	1/8"	#1	2.87"	1.26"	These holders are designed for use with synchronized machining centers. The holders have no tension or compression.
C40R5-0875(C)	CT40	5/16-7/8"	1/4-1/2"	#2	3.50"	1.97"	
C50R5-0562(C)	CT50	#0-9/16"	1/8"	#1	2.87"	1.26"	
C50R5-0875(C)	CT50	5/16-7/8"	1/4-1/2"	#2	3.50"	1.97"	
C50R5-1375(C)	CT50	13/16-1-3/8"	1/2-1"	#3	5.00"	2.83"	

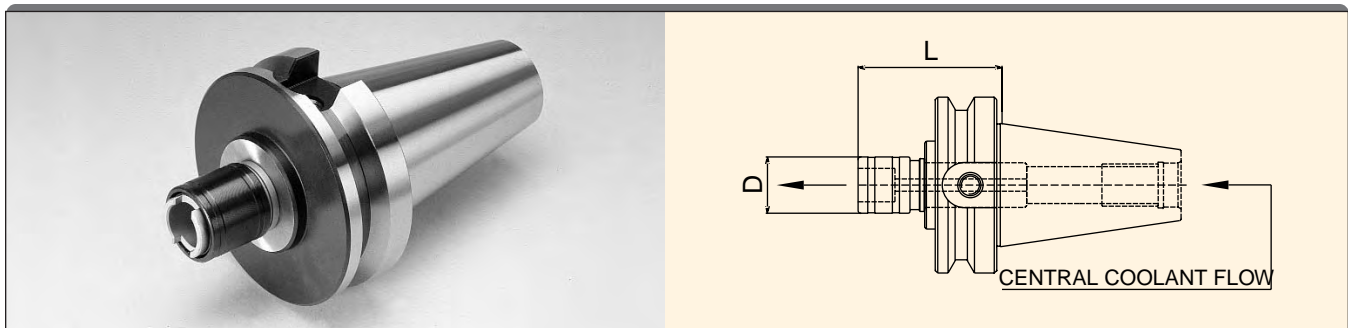
BT TAPER TENSION/COMPRESSION COOLANT-THRU TAP HOLDERS



Part Number	Taper	Tap Range		System	L	D	DI	T	C
		Hand	Pipe						
B4005-0562(C)	BT40	#0-9/16"	1/8"	#1	3.98"	1.57"	1.28"	0.27"	0.12"
B4005-0875(C)	BT40	5/16-7/8"	1/4-1/2"	#2	5.39"	2.20"	1.99"	0.39"	0.20"
B5005-0562(C)	BT50	#0-9/16"	1/8"	#1	4.33"	1.57"	1.28"	0.27"	0.12"
B5005-0875(C)	BT50	5/16-7/8"	1/4-1/2"	#2	5.75"	2.20"	1.99"	0.39"	0.20"
B5005-1375(C)	BT50	13/16-1-3/8"	1/2-1"	#3	8.31"	2.95"	2.91"	0.71"	0.51"

Note: Maximum allowable coolant pressure of 750 PSI.

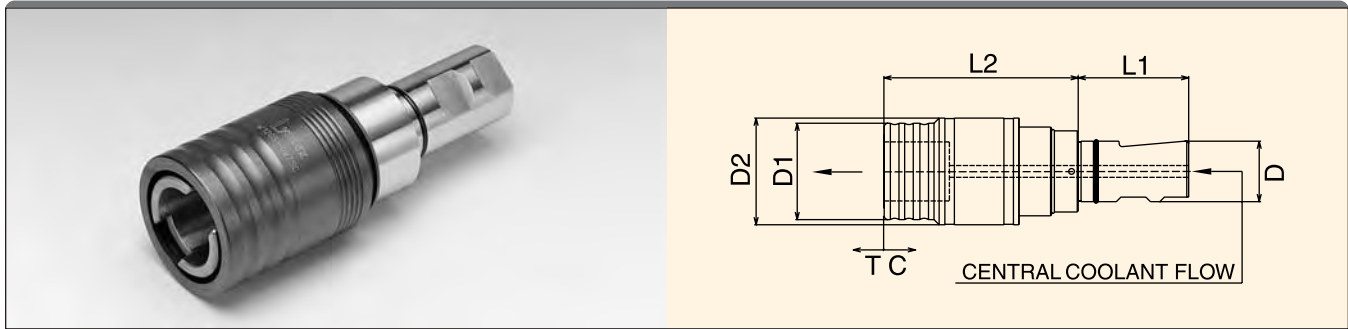
BT TAPER RIGID COOLANT-THRU TAP HOLDERS



Part Number	Taper	Tap Range		System	L	D	
		Hand	Pipe				
B40R5-0562(C)	BT40	#0-9/16"	1/8"	#1	2.87"	1.26"	These holders are designed for use with synchronized machining centers. The holders have no tension or compression.
B40R5-0875(C)	BT40	5/16-7/8"	1/4-1/2"	#2	3.50"	1.97"	
B50R5-0562(C)	BT50	#0-9/16"	1/8"	#1	3.23"	1.26"	
B50R5-0875(C)	BT50	5/16-7/8"	1/4-1/2"	#2	3.86"	1.97"	
B50R5-1375(C)	BT50	13/16-1-3/8"	1/2-1"	#3	5.00"	2.83"	

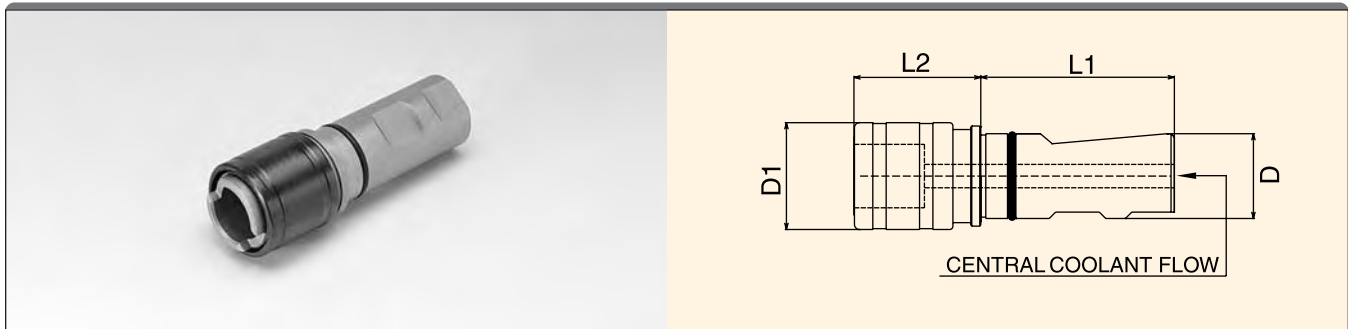
Note: Tap Collets are listed on pages 128-140.

WELDON SHANK TENSION/COMPRESSION COOLANT-THRU TAP HOLDERS



Part Number	Tap Range		System	D	D1	L1	L2	T	C	D2
	Hand	Pipe								
W1005-0562(C)	#0-9/16"	1/8"	#1	1"	1.29"	2.28"	2.60"	0.27"	0.12"	1.57"
W1005-0875(C)	5/16-7/8"	1/4-1/2"	#2	1"	1.99"	2.28"	4.02"	0.39"	0.20"	2.20"
W1205-0562(C)	#0-9/16"	1/8"	#1	1-1/4"	1.28"	2.28"	2.60"	0.27"	0.12"	1.57"
W1205-0875(C)	5/16-7/8"	1/4-1/2"	#2	1-1/4"	1.99"	2.28"	4.02"	0.39"	0.20"	2.20"
W1505-1375(C)	13/16-1-3/8"	1/2-1"	#3	1-1/2"	2.95"	2.69"	6.57"	0.71"	0.51"	2.95"
W25M5-0562(C)	#0-9/16"	1/8"	#1	25mm	32mm	53mm	66mm	7mm	3mm	40mm
W25M5-0875(C)	5/16-7/8"	1/4-1/2"	#2	25mm	50mm	53mm	102mm	10mm	5mm	56mm

WELDON SHANK RIGID COOLANT-THRU TAP HOLDERS




Part Number	Tap Range		System	D	D1	L1	L2	T	C	D2
	Hand	Pipe								
W75R5-0562(C)	#0-9/16"	1/8"	#1	3/4"	1.26"	2.03"	1.46"	These holders are designed for use with synchronized machining centers. The holders have no tension or compression.		
W10R5-0562(C)	#0-9/16"	1/8"	#1	1"	1.26"	2.28"	1.49"			
W10R5-0875(C)	5/16-7/8"	1/4-1/2"	#2	1"	1.97"	2.28"	2.12"			
W12R5-0562(C)	#0-9/16"	1/8"	#1	1-1/4"	1.26"	2.28"	1.65"			
W12R5-0875(C)	5/16-7/8"	1/4-1/2"	#2	1-1/4"	1.97"	2.28"	2.12"			
W12R5-1375(C)	13/16-1-3/8"	1/2-1"	#3	1-1/4"	2.83"	2.28"	3.27"			
W15R5-1375(C)	13/16-1-3/8"	1/2-1"	#3	1-1/2"	2.83"	2.69"	3.27"			
W25MR5-0562(C)	#0-9/16"	1/8"	#1	25mm	32mm	53mm	38mm			
W25MR5-0875(C)	5/16-7/8"	1/4-1/2"	#2	25mm	50mm	53mm	54mm			

POSITIVE DRIVE TAP COLLETS

- Standard collets are used for standard and coolant-thru-the-tool tapping, maximum 750 PSI.
- Slotted collets are designed for use with standard taps for coolant along the flute.


POSITIVE DRIVE TAP COLLETS - STANDARD



Part Number	Tap Size	System	Tap Shank Ø	Drive Square ☒
NT05-006	#0-6	#1	0.141"	0.110"
NT05-008	#8	#1	0.168"	0.131"
NT05-010	#10	#1	0.194"	0.152"
NT05-012	#12	#1	0.220"	0.165"
NT05-016	1/4"	#1	0.255"	0.191"
NT05-020	5/16"	#1	0.318"	0.238"
NT05-024	3/8"	#1	0.381"	0.286"
NT05-028	7/16"	#1	0.323"	0.242"
NT05-032	1/2"	#1	0.367"	0.275"
NT05-036	9/16"	#1	0.429"	0.322"
NT10-020	5/16"	#2	0.318"	0.238"
NT10-024	3/8"	#2	0.381"	0.286"
NT10-028	7/16"	#2	0.323"	0.242"
NT10-032	1/2"	#2	0.367"	0.275"
NT10-036	9/16"	#2	0.429"	0.322"
NT10-040	5/8"	#2	0.480"	0.360"
NT10-044	11/16"	#2	0.542"	0.406"
NT10-048	3/4"	#2	0.590"	0.442"
NT10-052	13/16"	#2	0.652"	0.489"
NT10-056	7/8"	#2	0.697"	0.523"
NT15-052	13/16"	#3	0.652"	0.489"
NT15-056	7/8"	#3	0.697"	0.523"
NT15-060	15/16"	#3	0.760"	0.570"
NT15-064	1"	#3	0.800"	0.600"
NT15-072	1-1/8"	#3	0.896"	0.672"
NT15-080	1-1/4"	#3	1.021"	0.766"
NT15-088	1-3/8"	#3	1.108"	0.831"

See dimensional data for tap collets on page 142

POSITIVE DRIVE TAP COLLETS - SLOTTED



Part Number	Tap Size	System	Tap Shank Ø	Drive Square ☒
NT05-006(S)	#0-6	#1	0.141"	0.110"
NT05-008(S)	#8	#1	0.168"	0.131"
NT05-010(S)	#10	#1	0.194"	0.152"
NT05-012(S)	#12	#1	0.220"	0.165"
NT05-016(S)	1/4"	#1	0.255"	0.191"
NT05-020(S)	5/16"	#1	0.318"	0.238"
NT05-024(S)	3/8"	#1	0.381"	0.286"
NT05-028(S)	7/16"	#1	0.323"	0.242"
NT05-032(S)	1/2"	#1	0.367"	0.275"
NT05-036(S)	9/16"	#1	0.429"	0.322"
NT10-020(S)	5/16"	#2	0.318"	0.238"
NT10-024(S)	3/8"	#2	0.381"	0.286"
NT10-028(S)	7/16"	#2	0.323"	0.242"
NT10-032(S)	1/2"	#2	0.367"	0.275"
NT10-036(S)	9/16"	#2	0.429"	0.322"
NT10-040(S)	5/8"	#2	0.480"	0.360"
NT10-044(S)	11/16"	#2	0.542"	0.406"
NT10-048(S)	3/4"	#2	0.590"	0.442"
NT10-052(S)	13/16"	#2	0.652"	0.489"
NT10-056(S)	7/8"	#2	0.697"	0.523"
NT15-052(S)	13/16"	#3	0.652"	0.489"
NT15-056(S)	7/8"	#3	0.697"	0.523"
NT15-060(S)	15/16"	#3	0.760"	0.570"
NT15-064(S)	1"	#3	0.800"	0.600"
NT15-072(S)	1-1/8"	#3	0.896"	0.672"
NT15-080(S)	1-1/4"	#3	1.021"	0.766"
NT15-088(S)	1-3/8"	#3	1.108"	0.831"

MILLING CHUCKS

END MILL HOLDERS

SHELL MILL HOLDERS

COLLET CHUCKS

DRILL CHUCKS

TAP HOLDERS

STUB, BORING, BLANK

POSITIVE DRIVE PIPE TAP COLLETS - STANDARD

Part Number	Tap Size	System	Tap Shank Ø	Drive Square ☒
NTPT05-008S	1/8" S	#1	0.313"	0.234"
NTPT05-008L	1/8" L	#1	0.437"	0.328"
NTPT10-016	1/4"	#2	0.562"	0.421"
NTPT10-024	3/8"	#2	0.700"	0.531"
NTPT10-032	1/2"	#2	0.687"	0.515"
NTPT15-032	1/2"	#3	0.687"	0.515"
NTPT15-048	3/4"	#3	0.906"	0.679"
NTPT15-064	1"	#3	1.125"	0.843"

POSITIVE DRIVE PIPE TAP COLLETS - SLOTTED

Part Number	Tap Size	System	Tap Shank Ø	Drive Square ☒
NTPT05-008S(S)	sm 1/8"	#1	0.313"	0.234"
NTPT05-008L(S)	lg 1/8"	#1	0.437"	0.328"
NTPT10-016(S)	1/4"	#2	0.562"	0.421"
NTPT10-024(S)	3/8"	#2	0.700"	0.531"
NTPT10-032(S)	1/2"	#2	0.687"	0.515"
NTPT15-032(S)	1/2"	#3	0.687"	0.515"
NTPT15-048(S)	3/4"	#3	0.906"	0.679"
NTPT15-064(S)	1/2"	#3	1.125"	0.843"

See dimensional data for tap collets on page 142

POSITIVE DRIVE TAP COLLETS (STANDARD) - ISO



Part Number	Tap Size	System	Tap Shank Ø	Drive Square ☒
SE1-2.24X1.8	M3	#1	2.24	1.8
SE1-2.50X2.0	M3.5, M2	#1	2.50	2.0
SE1-2.80X2.24	M2.5, M2.2	#1	2.80	2.24
SE1-3.15X2.50	M4, M3	#1	3.15	2.50
SE1-3.55X2.80	M4.5, M3.5	#1	3.55	2.80
SE1-4.0X3.15	M5, M4	#1	4.0	3.15
SE1-4.5X3.55	M6	#1	4.5	3.55
SE1-5.0X4.0	M5	#1	5.0	4.0
SE1-5.6X4.5	M5	#1	5.6	4.5
SE1-6.3X5.0	M8, M6	#1	6.3	5.0
SE1-7.1X5.6	M7	#1	7.1	5.6
SE1-8.0X6.3	M11, M10, M8	#1	8.0	6.3
SE1-9.0X7.1	M12, M9	#1	9.0	7.1
SE1-10.0X8.0	M10	#1	10.0	8.0
SE1-11.2X9.0	M14	#1	11.2	9.0
SE2-4.0X3.15	M5, M4	#2	4.0	3.15
SE2-4.5X3.55	M6	#2	4.5	3.55
SE2-5.0X4.0	M5	#2	5.0	4.0
SE2-5.6X4.5	M5	#2	5.6	4.5
SE2-6.3X5.0	M8, M6	#2	6.3	5.0
SE2-7.1X5.6	M7	#2	7.1	5.6
SE2-8.0X6.3	M11, M10, M8	#2	8.0	6.3
SE2-9.0X7.1	M12, M9	#2	9.0	7.1
SE2-10.0X8.0	M10	#2	10.0	8.0
SE2-11.2X9.0	M14	#2	11.2	9.0
SE2-12.5X10.0	M16	#2	12.5	10.0
SE2-14.0X11.2	M20, M18	#2	14.0	11.2
SE2-16.0X12.5	M22	#2	16.0	12.5
SE2-18.0X14.0	M24	#2	18.0	14.0
SE3-9.0X7.1	M12, M9	#3	9.0	7.1
SE3-10.0X8.0	M10	#3	10.0	8.0
SE3-11.2X9.0	M14	#3	11.2	9.0
SE3-12.5X10.0	M16	#3	12.5	10.0
SE3-14.0X11.2	M20, M18	#3	14.0	11.2
SE3-16.0X12.5	M22	#3	16.0	12.5
SE3-18.0X14.0	M24	#3	18.0	14.0
SE3-20.0X16.0	M30, M27	#3	20.0	16.0
SE3-22.4X18.0	M33	#3	22.4	18.0
SE3-25.0X20.0	M36, M33	#3	25.0	20.0
SE3-28.0X22.4	M42, M39	#3	28.0	22.4

MILLING CHUCKS

END MILL HOLDERS

SHELL MILL HOLDERS

COLLET CHUCKS

DRILL CHUCKS

TAP HOLDERS

STUB, BORING, BLANK

POSITIVE DRIVE TAP COLLETS (STANDARD) - DIN 371/376



Part Number	Tap Size	System	Tap Shank Ø	Drive Square ☒
SE1-2.5X2.1	M1.4, M1.8, M3	#1	2.5	2.1
SE1-2.8X2.1	M2, M2.2, M2.5, M4	#1	2.8	2.1
SE1-3.5X2.7	M3, M5	#1	3.5	2.7
SE1-4.0X3.0	M3.5	#1	4.0	3.0
SE1-4.5X3.4	M4, M6	#1	4.5	3.4
SE1-6.0X4.9	M5, M6, M8	#1	6.0	4.9
SE1-7.0X5.5	M10	#1	7.0	5.5
SE1-8.0X6.2	M8, M10	#1	8.0	6.2
SE1-9.0X7.0	M12	#1	9.0	7.0
SE1-10.0X8.0	M10	#1	10.0	8.0
SE1-11.0X9.0	M14	#1	11.0	9.0
SE2-2.8X2.1	M2, M2.2, M2.5, M4	#2	2.8	2.1
SE2-3.5X2.7	M3, M5	#2	3.5	2.7
SE2-4.0X3.0	M3.5	#2	4.0	3.0
SE2-4.5X3.4	M4, M6	#2	4.5	3.4
SE2-6.0X4.9	M5, M6, M8	#2	6.0	4.9
SE2-7.0X5.5	M10	#2	7.0	5.5
SE2-8.0X6.2	M8, M10	#2	8.0	6.2
SE2-9.0X7.0	M12	#2	9.0	7.0
SE2-10.0X8.0	M10	#2	10.0	8.0
SE2-11.0X9.0	M14	#2	11.0	9.0
SE2-12.0X9.0	M16	#2	12.0	9.0
SE2-14.0X11.0	M18	#2	14.0	11.0
SE2-16.0X12.0	M20	#2	16.0	12.0
SE2-18.0X14.5	M22, M24	#2	18.0	14.5
SE3-9.0X7.0	M12	#3	9.0	7.0
SE3-10.0X8.0	M10	#3	10.0	8.0
SE3-11.0X9.0	M14	#3	11.0	9.0
SE3-12.0X9.0	M16	#3	12.0	9.0
SE3-14.0X11.0	M18	#3	14.0	11.0
SE3-16.0X12.0	M20	#3	16.0	12.0
SE3-18.0X14.5	M22, M24	#3	18.0	14.5
SE3-20.0X16.0	M27, M30	#3	20.0	16.0
SE3-22.0X18.0	M30	#3	22.0	18.0
SE3-25.0X20.0	M33, M36	#3	25.0	20.0
SE3-28.0X22.0	M36	#3	28.0	22.0

See dimensional data for tap collets on page 142

POSITIVE DRIVE TAP COLLETS (STANDARD) - JIS



Part Number	Tap Size	System	Tap Shank Ø	Drive Square ☒
SE1-3.0X2.5	M2	#1	3.0	2.5
SE1-4.0X3.2	M3	#1	4.0	3.2
SE1-5.0X4.0	M4, M4.5	#1	5.0	4.0
SE1-5.5X4.5	M5, M5.5	#1	5.5	4.5
SE1-6.0X4.5	M6	#1	6.0	4.5
SE1-6.2X5.0	M7, M8	#1	6.2	5.0
SE1-7.0X5.5	M9, M10	#1	7.0	5.5
SE1-8.0X6.0	M11	#1	8.0	6.0
SE1-8.5X6.5	M12	#1	8.5	6.5
SE1-9.5X7.0	M13	#1	9.5	7.0
SE1-10.5X8.0	M14, M15	#1	10.5	8.0
SE2-6.0X4.5	M6	#2	6.0	4.5
SE2-6.2X5.0	M7, M8	#2	6.2	5.0
SE2-7.0X5.5	M9, M10	#2	7.0	5.5
SE2-8.0X6.0	M11	#2	8.0	6.0
SE2-8.5X6.5	M12	#2	8.5	6.5
SE2-9.5X7.0	M13	#2	9.5	7.0
SE2-10.5X8.0	M14, M15	#2	10.5	8.0
SE2-12.5X10.0	M16	#2	12.5	10.0
SE2-13.0X10.0	M17	#2	13.0	10.0
SE2-14.0X11.0	M18	#2	14.0	11.0
SE2-15.0X12.0	M20	#2	15.0	12.0
SE2-17.0X13.0	M22	#2	17.0	13.0
SE3-10.5X8.0	M14, M15	#3	10.5	8.0
SE3-12.5X10.0	M16	#3	12.5	10.0
SE3-13.0X10.0	M17	#3	13.0	10.0
SE3-14.0X11.0	M18	#3	14.0	11.0
SE3-15.0X12.0	M20	#3	15.0	12.0
SE3-17.0X13.0	M22	#3	17.0	13.0
SE3-19.0X15.0	M24, M25	#3	19.0	15.0
SE3-20.0X15.0	M26, M27	#3	20.0	15.0
SE3-21.0X17.0	M28	#3	21.0	17.0
SE3-23.0X17.0	M30	#3	23.0	17.0
SE3-24.0X19.0	M32	#3	24.0	19.0
SE3-25.0X19.0	M33	#3	25.0	19.0
SE3-26.0X21.0	M34, M35	#3	26.0	21.0
SE3-28.0X21.0	M36, M38	#3	28.0	21.0

See dimensional data for tap collets on page 142

POSITIVE DRIVE TAP COLLET SETS

Part Number	Tap Size	System	Tap Shank Ø	Drive Square ☒
NT05-SET	10 piece System #1 Positive Drive Collet Set: #0 - 9/16" hand			
NT10-SET	10 piece System #2 Positive Drive Collet Set: 5/16" - 7/8" hand			
NT15-SET	7 piece System #3 Positive Drive Collet Set: 13/16" - 1-3/8" hand			
NTP05-SET	12 piece System #1 Positive Drive Collet Set: #0 - 9/16" hand and 1/8" pipe			
NTP10-SET	13 piece System #2 Positive Drive Collet Set: 5/16" - 1" hand and 1/4" - 1/2" pipe			
NTP15-SET	10 piece System #3 Positive Drive Collet Set: 13/16" - 1-3/8" hand and 1/2" - 1" pipe			

TORQUE CONTROL TAP COLLETS

- Standard collets are used for standard and coolant-thru-the-tool tapping. Maximum 750 PSI.
- Slotted collets are designed for use with standard taps for coolant along the flute.

TORQUE CONTROL TAP COLLETS - STANDARD



Part Number	Tap Size	System	Tap Shank Ø	Drive Square ☒
T05-006	#0-6	#1	0.141"	0.110"
T05-008	#8	#1	0.168"	0.131"
T05-010	#10	#1	0.194"	0.152"
T05-012	#12	#1	0.220"	0.165"
T05-016	1/4"	#1	0.255"	0.191"
T05-020	5/16"	#1	0.318"	0.238"
T05-024	3/8"	#1	0.381"	0.286"
T05-028	7/16"	#1	0.323"	0.242"
T05-032	1/2"	#1	0.367"	0.275"
T05-036	9/16"	#1	0.429"	0.322"
T10-020	5/16"	#2	0.318"	0.238"
T10-024	3/8"	#2	0.381"	0.286"
T10-028	7/16"	#2	0.323"	0.242"
T10-032	1/2"	#2	0.367"	0.275"
T10-036	9/16"	#2	0.429"	0.322"
T10-040	5/8"	#2	0.480"	0.360"
T10-044	11/16"	#2	0.542"	0.406"
T10-048	3/4"	#2	0.590"	0.442"
T10-052	13/16"	#2	0.652"	0.489"
T10-056	7/8"	#2	0.697"	0.523"
T10-064*	1"	#2	0.800"	0.600"
T15-052	13/16"	#3	0.652"	0.489"
T15-056	7/8"	#3	0.697"	0.523"
T15-060	15/16"	#3	0.760"	0.570"
T15-064	1"	#3	0.800"	0.600"
T15-072	1-1/8"	#3	0.896"	0.672"
T15-080	1-1/4"	#3	1.021"	0.766"
T15-088	1-3/8"	#3	1.108"	0.831"

*Note: This collet is not a quick change collet.

TORQUE CONTROL TAP COLLETS - SLOTTED



Part Number	Tap Size	System	Tap Shank Ø	Drive Square ☒
T05-006(S)	#0-6	#1	0.141"	0.110"
T05-008(S)	#8	#1	0.168"	0.131"
T05-010(S)	#10	#1	0.194"	0.152"
T05-012(S)	#12	#1	0.220"	0.165"
T05-016(S)	1/4"	#1	0.255"	0.191"
T05-020(S)	5/16"	#1	0.318"	0.238"
T05-024(S)	3/8"	#1	0.381"	0.286"
T05-028(S)	7/16"	#1	0.323"	0.242"
T05-032(S)	1/2"	#1	0.367"	0.275"
T05-036(S)	9/16"	#1	0.429"	0.322"
T10-020(S)	5/16"	#2	0.318"	0.238"
T10-024(S)	3/8"	#2	0.381"	0.286"
T10-028(S)	7/16"	#2	0.323"	0.242"
T10-032(S)	1/2"	#2	0.367"	0.275"
T10-036(S)	9/16"	#2	0.429"	0.322"
T10-040(S)	5/8"	#2	0.480"	0.360"
T10-044(S)	11/16"	#2	0.542"	0.406"
T10-048(S)	3/4"	#2	0.590"	0.442"
T10-052(S)	13/16"	#2	0.652"	0.489"
T10-056(S)	7/8"	#2	0.697"	0.523"
T10-064(S)*	1"	#2	0.800"	0.600"
T15-052(S)	13/16"	#3	0.652"	0.489"
T15-056(S)	7/8"	#3	0.697"	0.523"
T15-060(S)	15/16"	#3	0.760"	0.570"
T15-064(S)	1"	#3	0.800"	0.600"
T15-072(S)	1-1/8"	#3	0.896"	0.672"
T15-080(S)	1-1/4"	#3	1.021"	0.766"
T15-088(S)	1-3/8"	#3	1.108"	0.831"

See dimensional data for tap collets on page 142

*Note: This collet is not a quick change collet.

TORQUE CONTROL PIPE TAP COLLETS - STANDARD

Part Number	Tap Size	System	Tap Shank Ø	Drive Square ☒
TPT05-008S	1/8"S	#1	0.313"	0.234"
TPT05-008L	1/8"L	#1	0.437"	0.328"
TPT10-016	1/4"	#2	0.562"	0.421"
TPT10-024	3/8"	#2	0.700"	0.531"
TPT10-032	1/2"	#2	0.687"	0.515"
TPT15-032	1/2"	#3	0.687"	0.515"
TPT15-048	3/4"	#3	0.906"	0.679"
TPT15-064	1"	#3	1.125"	0.843"

TORQUE CONTROL PIPE TAP COLLETS - SLOTTED

Part Number	Tap Size	System	Tap Shank Ø	Drive Square ☒
TPT05-008S(S)	1/8"S	#1	0.313"	0.234"
TPT05-008L(S)	1/8"L	#1	0.437"	0.328"
TPT10-016(S)	1/4"	#2	0.562"	0.421"
TPT10-024(S)	3/8"	#2	0.700"	0.531"
TPT10-032(S)	1/2"	#2	0.687"	0.515"
TPT15-032(S)	1/2"	#3	0.687"	0.515"
TPT15-048(S)	3/4"	#3	0.906"	0.679"
TPT15-064(S)	1"	#3	1.125"	0.843"

TORQUE CONTROL TAP COLLET SETS

Part Number	Tap Size	System	Tap Shank Ø	Drive Square ☒
T05-SET	10 piece System #1 Torque Control Collet Set: #0 - 9/16" hand			
T10-SET	10 piece System #2 Torque Control Collet Set: 5/16" - 7/8" hand			
T15-SET	7 piece System #3 Torque Control Collet Set: 13/16" - 1-3/8" hand			
TP05-SET	12 piece System #1 Torque Control Collet Set: #0 - 9/16" hand and 1/8" pipe			
TP10-SET	13 piece System #2 Torque Control Collet Set: 5/16" - 7/8" hand and 1/4" - 1/2" pipe			
TP15-SET	10 piece System #3 Torque Control Collet Set: 13/16" - 1-3/8" hand and 1/2" - 1" pipe			

MILLING CHUCKS

END MILL HOLDERS

SHELL MILL HOLDERS

COLLET CHUCKS

DRILL CHUCKS

TAP HOLDERS


STUB, BORING, BLANK

TORQUE CONTROL TAP COLLETS (STANDARD) - ISO



Part Number	Tap Size	System	Tap Shank Ø	Drive Square ☒
SES1-2.24X1.8	M3	#1	2.24	1.8
SES1-2.50X2.0	M3.5, M2	#1	2.50	2.0
SES1-2.80X2.24	M2.5, M2.2	#1	2.80	2.24
SES1-3.15X2.50	M4, M3	#1	3.15	2.50
SES1-3.55X2.80	M4.5, M3.5	#1	3.55	2.80
SES1-4.0X3.15	M5, M4	#1	4.0	3.15
SES1-4.5X3.55	M6	#1	4.5	3.55
SES1-5.0X4.0	M5	#1	5.0	4.0
SES1-5.6X4.5	M5	#1	5.6	4.5
SES1-6.3X5.0	M8, M6	#1	6.3	5.0
SES1-7.1X5.6	M7	#1	7.1	5.6
SES1-8.0X6.3	M11, M10, M8	#1	8.0	6.3
SES1-9.0X7.1	M12, M9	#1	9.0	7.1
SES1-10.0X8.0	M10	#1	10.0	8.0
SES1-11.2X9.0	M14	#1	11.2	9.0
SES2-4.0X3.15	M5, M4	#2	4.0	3.15
SES2-4.5X3.55	M6	#2	4.5	3.55
SES2-5.0X4.0	M5	#2	5.0	4.0
SES2-5.6X4.5	M5	#2	5.6	4.5
SES2-6.3X5.0	M8, M6	#2	6.3	5.0
SES2-7.1X5.6	M7	#2	7.1	5.6
SES2-8.0X6.3	M11, M10, M8	#2	8.0	6.3
SES2-9.0X7.1	M12, M9	#2	9.0	7.1
SES2-10.0X8.0	M10	#2	10.0	8.0
SES2-11.2X9.0	M14	#2	11.2	9.0
SES2-12.5X10.0	M16	#2	12.5	10.0
SES2-14.0X11.2	M20, M18	#2	14.0	11.2
SES2-16.0X12.5	M22	#2	16.0	12.5
SES2-18.0X14.0	M24	#2	18.0	14.0
SES3-9.0X7.1	M12, M9	#3	9.0	7.1
SES3-10.0X8.0	M10	#3	10.0	8.0
SES3-11.2X9.0	M14	#3	11.2	9.0
SES3-12.5X10.0	M16	#3	12.5	10.0
SES3-14.0X11.2	M20, M18	#3	14.0	11.2
SES3-16.0X12.5	M22	#3	16.0	12.5
SES3-18.0X14.0	M24	#3	18.0	14.0
SES3-20.0X16.0	M30, M27	#3	20.0	16.0
SES3-22.4X18.0	M33	#3	22.4	18.0
SES3-25.0X20.0	M36, M33	#3	25.0	20.0
SES3-28.0X22.4	M42, M39	#3	28.0	22.4

TORQUE CONTROL TAP COLLETS (STANDARD) - DIN 371/376



Part Number	Tap Size	System	Tap Shank Ø	Drive Square ☒
SES1-2.5X2.1	M1.4, M1.8, M3	#1	2.5	2.1
SES1-2.8X2.1	M2, M2.2, M2.5, M4	#1	2.8	2.1
SES1-3.5X2.7	M3, M5	#1	3.5	2.7
SES1-4.0X3.0	M3.5	#1	4.0	3.0
SES1-4.5X3.4	M4, M6	#1	4.5	3.4
SES1-6.0X4.9	M5, M6, M8	#1	6.0	4.9
SES1-7.0X5.5	M10	#1	7.0	5.5
SES1-8.0X6.2	M8, M10	#1	8.0	6.2
SES1-9.0X7.0	M12	#1	9.0	7.0
SES1-10.0X8.0	M10	#1	10.0	8.0
SES1-11.0X9.0	M14	#1	11.0	9.0
SES2-3.5X2.7	M3, M5	#2	3.5	2.7
SES2-4.0X3.0	M3.5	#2	4.0	3.0
SES2-4.5X3.4	M4, M6	#2	4.5	3.4
SES2-6.0X4.9	M5, M6, M8	#2	6.0	4.9
SES2-7.0X5.5	M10	#2	7.0	5.5
SES2-8.0X6.2	M8, M10	#2	8.0	6.2
SES2-9.0X7.0	M12	#2	9.0	7.0
SES2-10.0X8.0	M10	#2	10.0	8.0
SES2-11.0X9.0	M14	#2	11.0	9.0
SES2-12.0X9.0	M16	#2	12.0	9.0
SES2-14.0X11.0	M18	#2	14.0	11.0
SES2-16.0X12.0	M20	#2	16.0	12.0
SES2-18.0X14.5	M22, M24	#2	18.0	14.5
SES3-8.0X6.2	M8, M10	#2	8.0	6.2
SES3-9.0X7.0	M12	#3	9.0	7.0
SES3-10.0X8.0	M10	#3	10.0	8.0
SES3-11.0X9.0	M14	#3	11.0	9.0
SES3-12.0X9.0	M16	#3	12.0	9.0
SES3-14.0X11.0	M18	#3	14.0	11.0
SES3-16.0X12.0	M20	#3	16.0	12.0
SES3-18.0X14.5	M22, M24	#3	18.0	14.5
SES3-20.0X16.0	M27, M30	#3	20.0	16.0
SES3-22.0X18.0	M30	#3	22.0	18.0
SES3-25.0X20.0	M33, M36	#3	25.0	20.0
SES3-28.0X22.0	M36	#3	28.0	22.0

MILLING CHUCKS

END MILL HOLDERS

SHELL MILL HOLDERS


COLLET CHUCKS

DRILL CHUCKS

TAP HOLDERS

STUB, BORING, BLANK

TORQUE CONTROL TAP COLLETS (STANDARD) - JIS



Part Number	Tap Size	System	Tap Shank Ø	Drive Square ☒
SES1-3.0X2.5	M2	#1	3.0	2.5
SES1-4.0X3.2	M3	#1	4.0	3.2
SES1-5.0X4.0	M4, M4.5	#1	5.0	4.0
SES1-5.5X4.5	M5, M5.5	#1	5.5	4.5
SES1-6.0X4.5	M6	#1	6.0	4.5
SES1-6.2X5.0	M7, M8	#1	6.2	5.0
SES1-7.0X5.5 (JIS)	M9, M10	#1	7.0	5.5
SES1-8.0X6.0	M11	#1	8.0	6.0
SES1-8.5X6.5	M12	#1	8.5	6.5
SES1-9.5X7.0	M13	#1	9.5	7.0
SES1-10.5X8.0	M14, M15	#1	10.5	8.0
SES2-6.0X4.5	M6	#2	6.0	4.5
SES2-6.2X5.0	M7, M8	#2	6.2	5.0
SES2-7.0X5.5 (JIS)	M9, M10	#2	7.0	5.5
SES2-8.0X6.0	M11	#2	8.0	6.0
SES2-8.5X6.5	M12	#2	8.5	6.5
SES2-9.5X7.0	M13	#2	9.5	7.0
SES2-10.5X8.0	M14, M15	#2	10.5	8.0
SES2-12.5X10.0	M16	#2	12.5	10.0
SES2-13.0X10.0	M17	#2	13.0	10.0
SES2-14.0X11.0 (JIS)	M18	#2	14.0	11.0
SES2-15.0X12.0	M20	#2	15.0	12.0
SES2-17.0X13.0	M22	#2	17.0	13.0
SES3-10.5X8.0	M14, M15	#3	10.5	8.0
SES3-12.5X10.0	M16	#3	12.5	10.0
SES3-13.0X10.0	M17	#3	13.0	10.0
SES3-14.0X11.0 (JIS)	M18	#3	14.0	11.0
SES3-15.0X12.0	M20	#3	15.0	12.0
SES3-17.0X13.0	M22	#3	17.0	13.0
SES3-19.0X15.0	M24, M25	#3	19.0	15.0
SES3-20.0X15.0	M26, M27	#3	20.0	15.0
SES3-21.0X17.0	M28	#3	21.0	17.0
SES3-23.0X17.0	M30	#3	23.0	17.0
SES3-24.0X19.0	M32	#3	24.0	19.0
SES3-25.0X19.0	M33	#3	25.0	19.0
SES3-26.0X21.0	M34, M35	#3	26.0	21.0
SES3-28.0X21.0	M36, M38	#3	28.0	21.0


TAP COLLETS REDUCERS



Part Number	Description
CRE-2/1	System# 2 Reduction Adapter to System #1
CRE-3/1	System# 3 Reduction Adapter to System #1
CRE-3/2	System# 3 Reduction Adapter to System #2

TAP COLLETS RACKS

Part Number	Description
1-RACK	System #1 Tap Collet Rack, 16 Collet Capacity
2-RACK	System #2 Tap Collet Rack, 16 Collet Capacity



SPANNER WRENCHES

Part Number	Description
T05-SPAN	Fits System #1 Torque Control Tap Collets
T10-SPAN	Fits System #2 Torque Control Tap Collets
T15-SPAN	Fits System #3 Torque Control Tap Collets



MILLING CHUCKS

END MILL HOLDERS

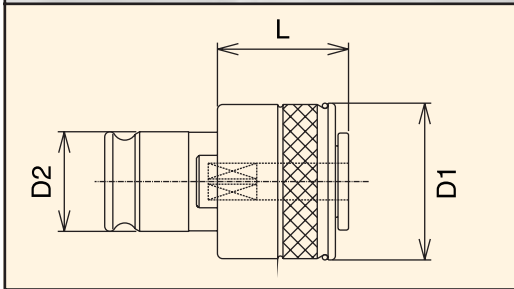
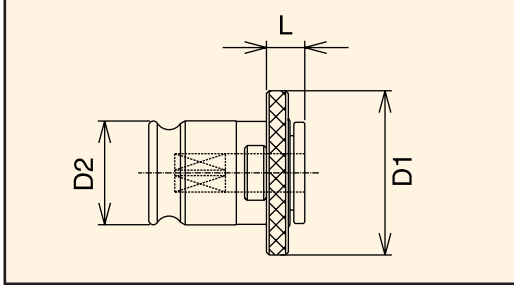
SHELL MILL HOLDERS

COLLET CHUCKS

DRILL CHUCKS

TAP HOLDERS

STUB, BORING, BLANK



POSITIVE DRIVE TAP COLLETS DIMENSIONAL DATA

Type	L	D1	D2
System #1	0.27"	1.18"	0.75"
System #2	0.43"	1.89"	1.22"
System #3	0.55"	2.75"	1.89"

TORQUE CONTROL TAP COLLETS DIMENSIONAL DATA

Type	L	D1	D2
System #1	0.98"	1.28"	0.75"
System #2	1.34"	1.99"	1.22"
System #3	1.77"	2.83"	1.89"

STUB, BORING, BLANK



MILLING CHUCKS

END MILL HOLDERS

SHELL MILL HOLDERS

COLLET CHUCKS

DRILL CHUCKS

TAP HOLDERS

STUB, BORING, BLANK

STUB, BORING, BLANK

MILLING CHUCKS

END MILL HOLDERS

SHELL MILL HOLDERS

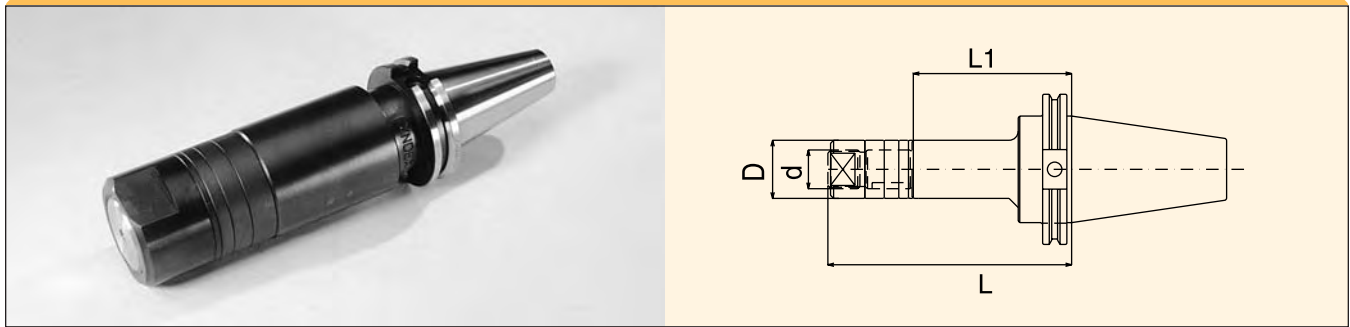
COLLET CHUCKS

DRILL CHUCKS

TAP HOLDERS

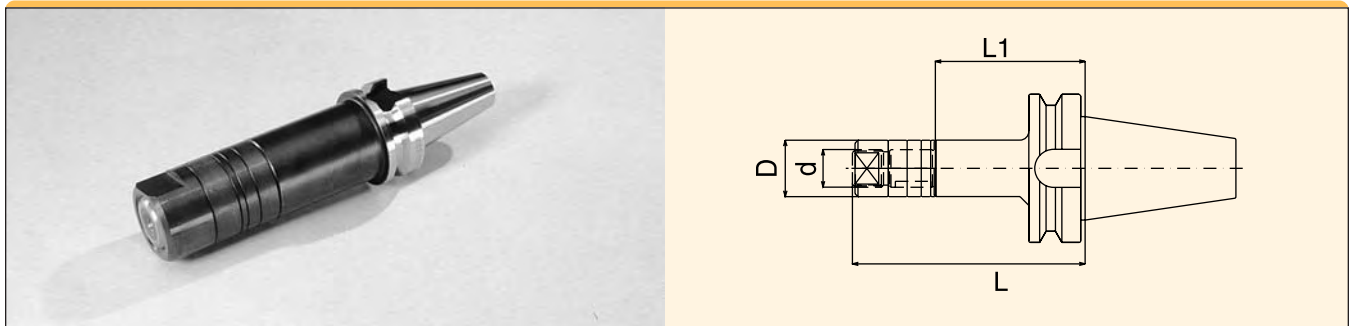
STUB, BORING, BLANK

CT TAPER STUB MILL HOLDERS



Part Number	Taper	d	L	D	L1	Key Size
C4002-1000	CT40	1"	6.17"	1.50"	4.00"	1/4"
C4002-1250	CT40	1-1/4"	6.29"	1.75"	4.00"	5/16"
C4002-1500	CT40	1-1/2"	6.60"	2.12"	4.00"	3/8"
C4502-1000	CT45	1"	6.17"	1.50"	4.00"	1/4"
C4502-1250	CT45	1-1/4"	6.29"	1.75"	4.00"	5/16"
C5002-1000	CT50	1"	6.17"	1.50"	4.00"	1/4"
C5002-1250	CT50	1-1/4"	6.28"	1.75"	4.00"	5/16"
C5002-1500	CT50	1-1/2"	6.60"	2.12"	4.00"	3/8"

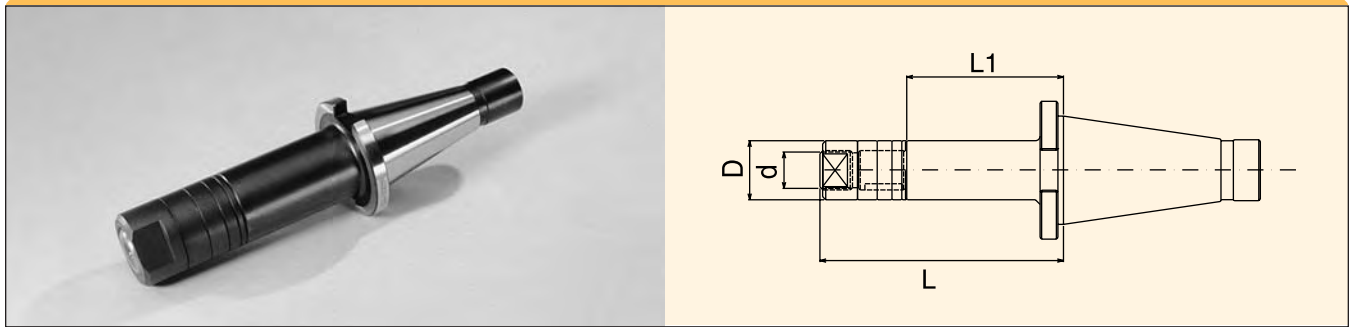
BT TAPER STUB MILL HOLDERS



Part Number	Taper	d	L	D	L1	Key Size
B3002-0750	BT30	3/4"	4.97"	1.25"	3.00"	1/8"
B3002-1000	BT30	1"	5.17"	1.50"	3.00"	1/4"
B3502-0750	BT35	3/4"	4.97"	1.25"	3.00"	1/8"
B3502-1000	BT35	1"	5.17"	1.50"	3.00"	1/4"
B3502-1250	BT35	1-1/4"	5.28"	1.75"	3.00"	5/16"
B4002-1000	BT40	1"	5.18"	1.50"	3.00"	1/4"
B4002-1250	BT40	1-1/4"	5.32"	1.75"	3.00"	5/16"
B4002-1500	BT40	1-1/2"	5.60"	2.12"	3.00"	3/8"
B4502-1000	BT45	1"	6.17"	1.50"	4.00"	1/4"
B4502-1250	BT45	1-1/4"	6.28"	1.75"	4.00"	5/16"
B4502-1500	BT45	1-1/2"	6.60"	2.12"	4.00"	3/8"
B5002-1000	BT50	1"	6.17"	1.50"	4.00"	1/4"
B5002-1250	BT50	1-1/4"	6.28"	1.75"	4.00"	5/16"
B5002-1500	BT50	1-1/2"	6.60"	2.12"	4.00"	3/8"

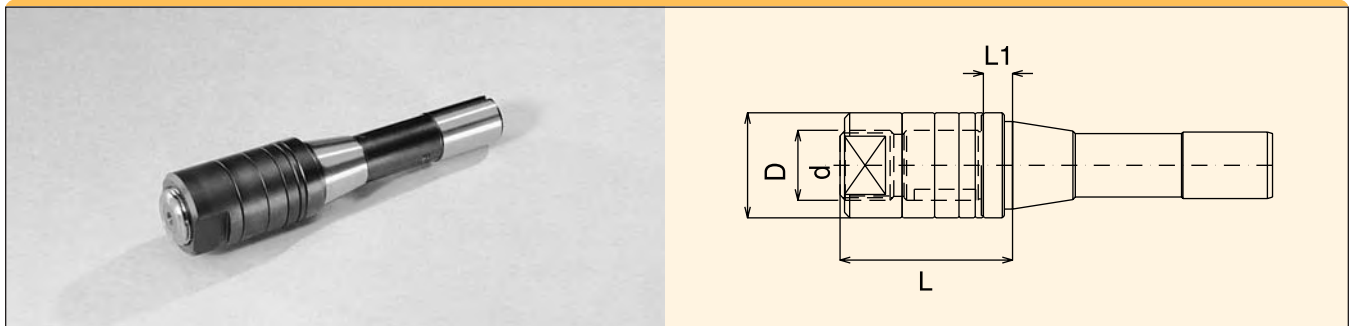
Note: Complete with 1/8", 1/4", 3/8", and 1/2" arbor spacers plus a securing nut.

NMTB TAPER STUB MILL HOLDERS



Part Number	Taper	d	L	D	L1	Key Size
N3002-0750	NMTB30	3/4"	4.97"	1.25"	3.00"	1/8"
N3002-1000	NMTB30	1"	5.18"	1.50"	3.00"	1/4"
N3002-1250	NMTB30	1-1/4"	5.28"	1.75"	3.00"	5/16"
N4002-0750	NMTB40	3/4"	5.00"	1.25"	3.00"	1/8"
N4002-1000	NMTB40	1"	5.18"	1.50"	3.00"	1/4"
N4002-1250	NMTB40	1-1/4"	5.28"	1.75"	3.00"	5/16"
N4002-1500	NMTB40	1-1/2"	5.62"	2.12"	3.00"	3/8"
N5002-1000	NMTB50	1"	6.18"	1.50"	4.00"	1/4"
N5002-1250	NMTB50	1-1/4"	6.28"	1.75"	4.00"	5/16"
N5002-1500	NMTB50	1-1/2"	6.60"	2.12"	4.00"	3/8"

R8 STUB MILL HOLDERS



Part Number	Taper	d	L	D	L1	Key Size
880-064	R8	1.00"	2.76"	1.50"	0.48"	1/4"
880-080	R8	1.25"	2.82"	1.75"	0.50"	5/16"

Note: All NMTB toolholder flanges are qualified for use with Erickson QC spindles.
Complete with 1/8", 1/4", 3/8", and 1/2" arbor spacers plus a securing nut.



REPLACEMENT STUB MILL HOLDER NUTS

Part Number	Stub Mill Holder Size
3/4-STUBNUT	3/4"
1-STUBNUT	1"
1-1/4-STUBNUT	1-1/4"
1-1/2-STUBNUT	1-1/2"



REPLACEMENT STUB MILL HOLDER SPACERS


Part Number	Description
SP3/4-1/8	1/8" Spacer for 3/4" Holder
SP3/4-1/4	1/4" Spacer for 3/4" Holder
SP3/4-3/8	3/8" Spacer for 3/4" Holder
SP3/4-1/2	1/2" Spacer for 3/4" Holder
SP1-1/8	1/8" Spacer for 1" Holder
SP1-1/4	1/4" Spacer for 1" Holder
SP1-3/8	3/8" Spacer for 1" Holder
SP1-1/2	1/2" Spacer for 1" Holder
SP1-1/4-1/8	1/8" Spacer for 1-1/4" Holder
SP1-1/4-1/4	1/4" Spacer for 1-1/4" Holder
SP1-1/4-3/8	3/8" Spacer for 1-1/4" Holder
SP1-1/4-1/2	1/2" Spacer for 1-1/4" Holder
SP1-1/2-1/8	1/8" Spacer for 1-1/2" Holder
SP1-1/2-1/4	1/4" Spacer for 1-1/2" Holder
SP1-1/2-3/8	3/8" Spacer for 1-1/2" Holder
SP1-1/2-1/2	1/2" Spacer for 1-1/2" Holder

CT TAPER BORING HEAD HOLDERS



Part Number	Taper	Thread	L	L1	D
C40BH-0875	CT40	7/8"-20	1.75"	0.44"	1.75"
C40BH-1500	CT40	1-1/2"-18	1.75"	0.50"	2.96"
C45BH-0875	CT45	7/8"-20	1.75"	0.44"	1.75"
C45BH-1500	CT45	1-1/2"-18	1.75"	0.50"	2.96"
C50BH-0875	CT50	7/8"-20	1.75"	0.44"	1.75"
C50BH-1500	CT50	1-1/2"-18	1.75"	0.50"	2.96"

BT TAPER BORING HEAD HOLDERS



Part Number	Taper	Thread	L	L1	D
B30BH-0875	BT30	7/8"-20	1.75"	0.44"	1.75"
B30BH-1500	BT30	1-1/2"-18	1.75"	0.50"	2.96"
B40BH-0875	BT40	7/8"-20	1.75"	0.44"	1.75"
B40BH-1500	BT40	1-1/2"-18	1.75"	0.50"	2.96"
B50BH-0875	BT50	7/8"-20	1.75"	0.44"	1.75"
B50BH-1500	BT50	1-1/2"-18	1.75"	0.50"	2.96"

NMTB TAPER BORING HEAD HOLDERS

Part Number	Taper	Thread	L	L1	D
N40BH-0875	NMTB40	7/8"-20	1.75"	0.44"	1.75"
N40BH-1500	NMTB40	1-1/2"-18	1.75"	0.50"	2.96"
N50BH-0875	NMTB50	7/8"-20	1.75"	0.44"	1.75"
N50BH-1500	NMTB50	1-1/2"-18	1.75"	0.50"	2.94"

MILLING CHUCKS

END MILL HOLDERS

SHELL MILL HOLDERS

COLLET CHUCKS

DRILL CHUCKS

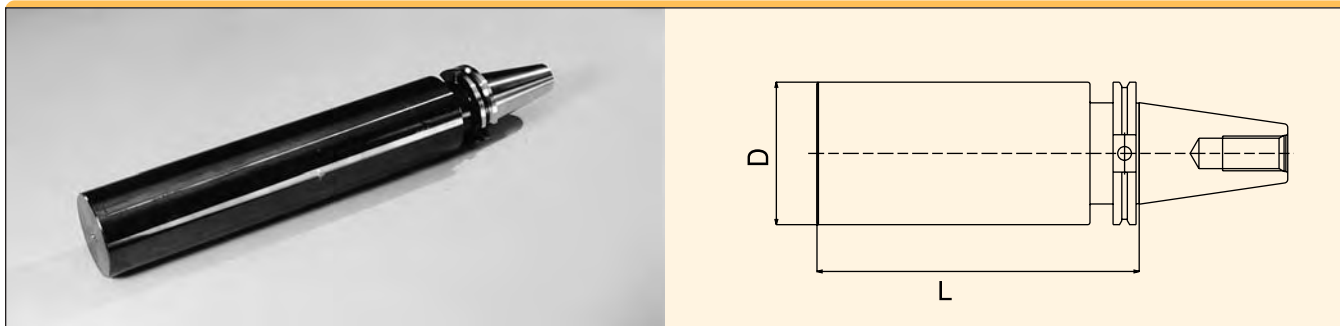
TAP HOLDERS

STUB, BORING, BLANK

BLANK BARS

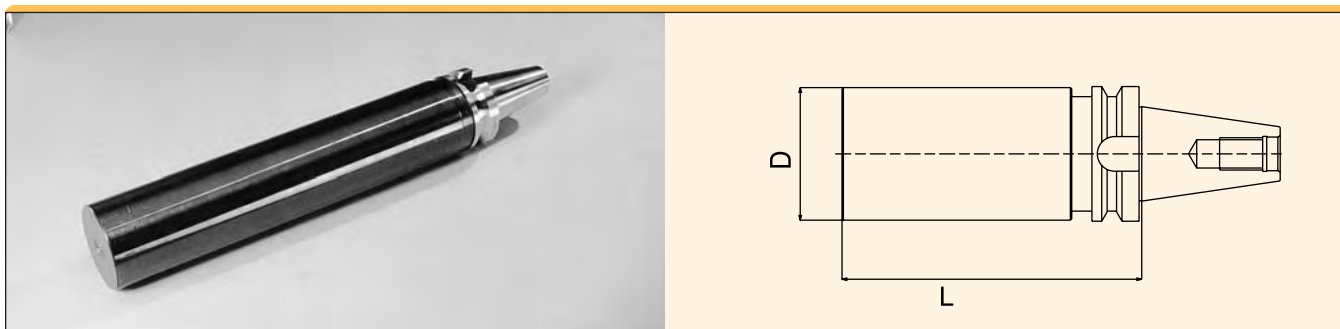
Our Blank Bars are suitable for all applications - even deep boring. While the tapers are ground and hardened, their projections are not.

CT TAPER BLANK BARS



Part Number	Taper	L	D
C4008-0013	CT40	13.00"	2.50"
C5008-0013	CT50	13.00"	3.88"

BT TAPER BLANK BARS



Part Number	Taper	L	D
B3008-0008	BT30	8.00"	2.25"
B3508-0013	BT35	13.00"	2.38"
B4008-0013	BT40	13.00"	2.50"
B5008-0013	BT50	13.00"	3.88"

NMTB TAPER BLANK BARS

Part Number	Taper	L	D
N4008-0013	NMTB40	13.00"	2.50"
N5008-0013	NMTB50	13.00"	3.88"

HSK TAPER BLANK BARS

Part Number	Taper	L	D
HSK40A-BLANK-8.00	HSK40A	8.00"	2.00"
HSK63A-BLANK-13.00	HSK63A	13.00"	2.50"
HSK100A-BLANK-13.00	HSK100A	13.00"	3.75"

R8/5C/3J/16C COLLETS

R8/5C/3J/16C COLLETS

RETENTION STUDS

ACCESSORIES

TECHNICAL SECTION



R8/5C/3J/16C COLLETS

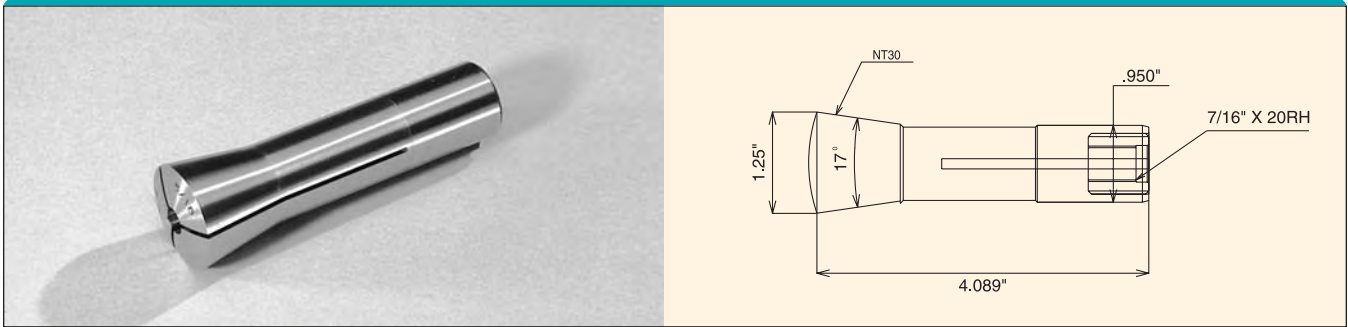
R8/5C/3J/16C COLLETS

RETENTION STUDS

ACCESSORIES

TECHNICAL SECTION

R8 COLLETS



Part Number	Size	Part Number	Size	Part Number	Size
800-004	1/16"	800-024	3/8"	800-044	11/16"
800-006	3/32"	800-026	13/32"	800-046	23/32"
800-008	1/8"	800-028	7/16"	800-048	3/4"
800-010	5/32"	800-030	15/32"	800-050	25/32"
800-012	3/16"	800-032	1/2"	800-052	13/16"
800-014	7/32"	800-034	17/32"	800-054	27/32"
800-016	1/4"	800-036	9/16"	800-056	7/8"
800-018	9/32"	800-038	19/32"	800-064	1"
800-020	5/16"	800-040	5/8"		
800-022	11/32"	800-042	21/32"		
860-001S	R8 Steel Emergency Collet: 1/16" pilot hole				

R8 COLLET SETS

Part Number	Description	Set Configuration
810-006	6 Piece R8 Collet Set	Size Range: 1/8" - 3/4" by 8ths
810-008	8 Piece R8 Collet Set	Size Range: 1/8" - 1" by 8ths
810-011	11 Piece R8 Collet Set	Size Range: 1/8" - 3/4" by 16ths
810-012	12 Piece R8 Collet Set	Size Range: 1/8" - 3/4" by 16ths + 7/8"
810-013	13 Piece R8 Collet Set	Size Range: 1/8" - 7/8" by 16ths
810-014	14 Piece R8 Collet Set	Size Range: 1/16"-7/8" by 16ths
810-021	21 Piece R8 Collet Set	Size Range: 1/8" - 3/4" by 32nds
810-023	23 Piece R8 Collet Set	Size Range: 1/16" - 3/4" by 32nds
810-025	25 Piece R8 Collet Set	Size Range: 1/8" - 7/8" by 32nds
810-027	27 Piece R8 Collet Set	Size Range: 1/16" - 7/8" by 32nds

R8 METRIC COLLETS

Part Number	Size	Part Number	Size
820-003	3mm	820-012	12mm
820-004	4mm	820-013	13mm
820-005	5mm	820-014	14mm
820-006	6mm	820-015	15mm
820-007	7mm	820-016	16mm
820-008	8mm	820-017	17mm
820-009	9mm	820-018	18mm
820-010	10mm	820-019	19mm
820-011	11mm	820-020	20mm



R8 COLLET RACK

Part Number	Size
R816-RACK	Metal Rack holds 16 R8 Collets



R8/5C/3J/16C COLLETS

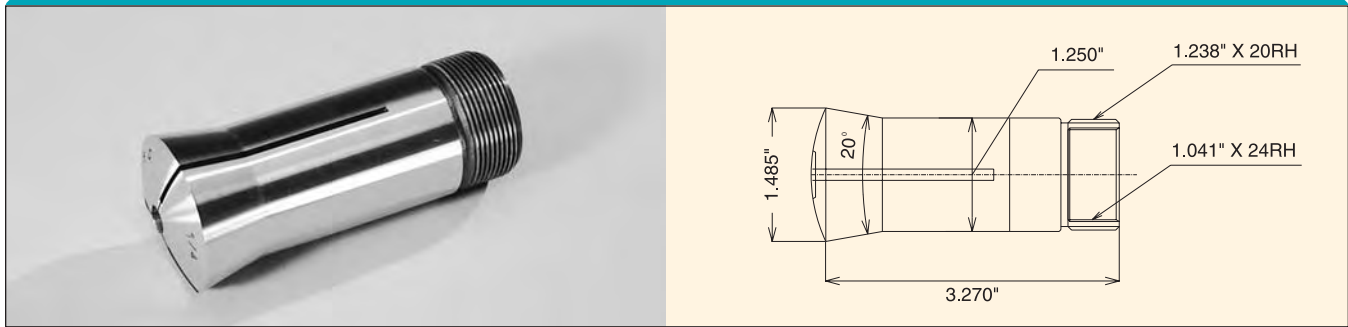
R8/5C/3J/16C COLLETS

RETENTION STUDS

ACCESSORIES

TECHNICAL SECTION

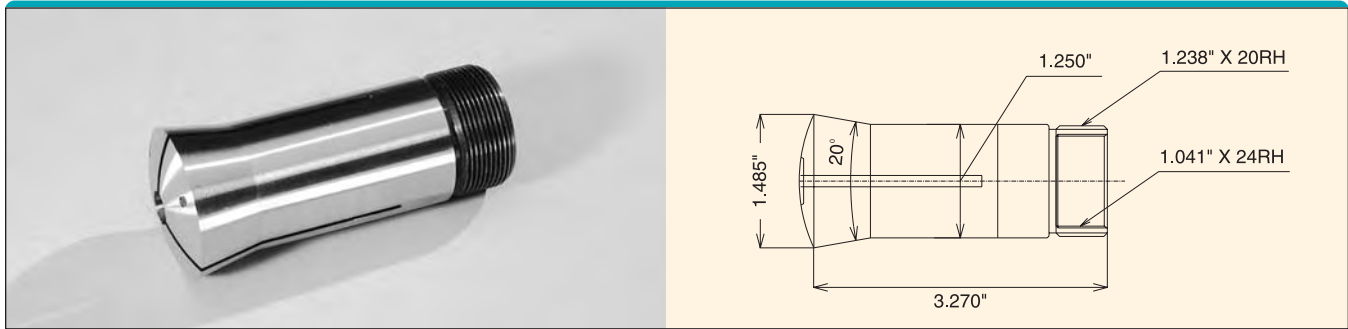
5C ROUND COLLETS



Part Number	Size	Part Number	Size	Part Number	Size
500-003	3/64"	500-027	27/64"	500-051	51/64"
500-004	1/16"	500-028	7/16"	500-052	13/16"
500-005	5/64"	500-029	29/64"	500-053	53/64"
500-006	3/32"	500-030	15/32"	500-054	27/32"
500-007	7/64"	500-031	31/64"	500-055	55/64"
500-008	1/8"	500-032	1/2"	500-056	7/8"
500-009	9/64"	500-033	33/64"	500-057	57/64"
500-010	5/32"	500-034	17/32"	500-058	29/32"
500-011	11/64"	500-035	35/64"	500-059	59/64"
500-012	3/16"	500-036	9/16"	500-060	15/16"
500-013	13/64"	500-037	37/64"	500-061	61/64"
500-014	7/32"	500-038	19/32"	500-062	31/32"
500-015	15/64"	500-039	39/64"	500-063	63/64"
500-016	1/4"	500-040	5/8"	500-064	1"
500-017	17/64"	500-041	41/64"	500-065	1-1/64"
500-018	9/32"	500-042	21/32"	500-066	1-1/32"
500-019	19/64"	500-043	43/64"	500-067	1-3/64"
500-020	5/16"	500-044	11/16"	500-068	1-1/16"
500-021	21/64"	500-045	45/64"	500-069	1-5/64"
500-022	11/32"	500-046	23/32"	500-070	1-3/32"
500-023	23/64"	500-047	47/64"	500-071	1-7/64"
500-024	3/8"	500-048	3/4"	500-072	1-1/8"
500-025	25/64"	500-049	49/64"		
500-026	13/32"	500-050	25/32"		
560-001B	5C Brass Emergency Collet has 1/16" pilot hole				
560-001S	5C Steel Emergency Collet has 1/16" pilot hole and hardened threads				

Note: All Lyndex-Nikken 5C collets (except step collets) have external and internal threads.

5C METRIC ROUND COLLETS



Part Number	Size	Part Number	Size	Part Number	Size
520-003	3mm	520-011	11mm	520-019	19mm
520-004	4mm	520-012	12mm	520-020	20mm
520-005	5mm	520-013	13mm	520-021	21mm
520-006	6mm	520-014	14mm	520-022	22mm
520-007	7mm	520-015	15mm	520-023	23mm
520-008	8mm	520-016	16mm	520-024	24mm
520-009	9mm	520-017	17mm	520-025	25mm
520-010	10mm	520-018	18mm	520-026	26mm

5C COLLET SETS

Part Number	Description	Set Configuration
510-008	8 Piece 5C Collet Set	Size Range: 1/8" - 1" by 8ths
510-009	9 Piece 5C Collet Set	Size Range: 1/8" - 1-1/8" by 8ths
510-009S	9 Piece 5C Collet Set	Size Range: 1/16" + 1/8" - 1" by 8ths
510-015	15 Piece 5C Collet Set	Size Range: 1/8" - 1" by 16ths
510-016	16 Piece 5C Collet Set	Size Range: 1/8"- 1-1/16" by 16ths
510-016S	16 Piece 5C Collet Set	Size Range: 1/16" - 1" by 16ths
510-017	17 Piece 5C Collet Set	Size Range: 1/16" - 1-1/16" by 16ths
510-018	18 Piece 5C Collet Set	Size Range: 1/16"- 1-1/8" by 16ths
510-024	24 Piece 5C Collet Set, Metric	Size Range: 3.0 - 26.0mm x 1.0mm
510-029	29 Piece 5C Collet Set	Size Range: 1/8" - 1" by 32nds
510-031	31 Piece 5C Collet Set	Size Range: 1/8" - 1-1/16" by 32nds
510-031S	31 Piece 5C Collet Set	Size Range: 1/16" - 1" by 32nds
510-033	33 Piece 5C Collet Set	Size Range: 1/16" - 1-1/16" by 32nds
510-035	35 Piece 5C Collet Set	Size Range: 1/16" - 1-1/8" by 32nds
510-061	61 Piece 5C Collet Set	Size Range: 1/8"- 1-1/16" by 64ths
510-061S	61 Piece 5C Collet Set	Size Range: 1/16" - 1" by 64ths
510-065	65 Piece 5C Collet Set	Size Range: 1/8"- 1-1/8" by 64ths
510-065S	65 Piece 5C Collet Set	Size Range: 1/16" - 1-1/16" by 64ths
510-069	69 Piece 5C Collet Set	Size Range: 1/16" - 1-1/8" by 64ths
580-007	7 Piece 5C Hex Collet Set	Size Range: 1/8" - 7/8" by 8ths
580-013	13 Piece 5C Hex Collet Set	Size Range: 1/8" - 7/8" by 16ths
580-106	6 Piece 5C Square Collet Set	Size Range: 1/8" - 3/4" by 8ths
580-011	11 Piece 5C Square Collet Set	Size Range: 1/8" - 3/4" by 16ths



5C HEX COLLETS

Part Number	Size	Part Number	Size
530-008	1/8"	530-036	9/16"
530-012	3/16"	530-040	5/8"
530-016	1/4"	530-044	11/16"
530-020	5/16"	530-048	3/4"
530-024	3/8"	530-052	13/16"
530-028	7/16"	530-056	7/8"
530-032	1/2"		



5C SQUARE COLLETS

Part Number	Size	Part Number	Size
540-008	1/8"	540-032	1/2"
540-012	3/16"	540-036	9/16"
540-016	1/4"	540-040	5/8"
540-020	5/16"	540-044	11/16"
540-024	3/8"	540-048	3/4"
540-028	7/16"		



5C STEP COLLETS

Part Number	Size	Part Number	Size
550-002	2"	550-005	5"
550-003	3"	550-006	6"
550-004	4"		

Step Collets have a soft face for easy machining. Their hardened bodies have external threads but no internal threads.

5C COLLET STOPS

Part Number	Size
570-ADJ	Adjustable Threaded Collet Stop
570-UNI	Universal Collet Stop
570-USA	Non-Threading Depth Retainer Collet Stop




5C COLLET BLOCKS

Part Number	Size
570-HEX	Hex Block with Tightening Ring
570-SQUARE	Square Block with Tightening Ring
570-CLOSE	Quick Closer
570-RING	Tightening Ring
570-BLOCK	Complete Set (all of the above)



5C COLLET RACK

Part Number	Size
5C30-RACK	Metal Rack holds 30 5C Collets

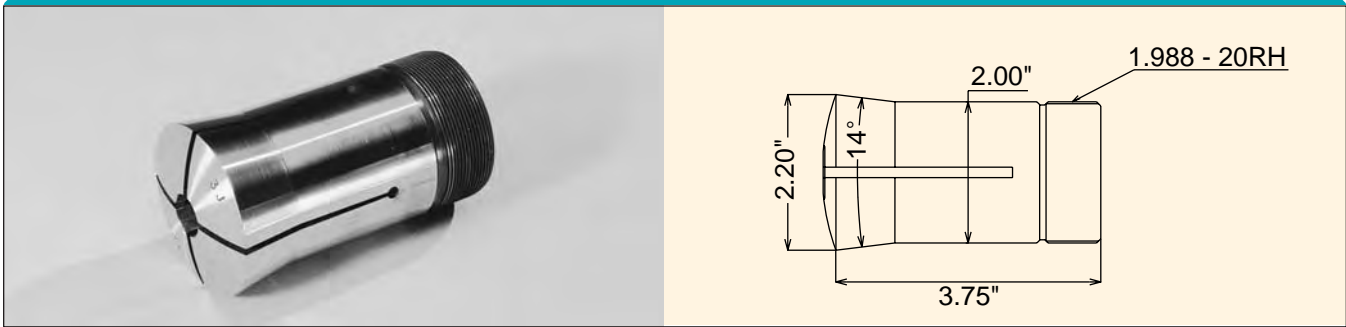


5C COLLET WRENCH

Part Number	Size
5C-WRENCH	5C Collet Wrench



3J ROUND COLLETS



Part Number	Size	Part Number	Size	Part Number	Size
300-004	1/16"	300-029	29/64"	300-054	27/32"
300-005	5/64"	300-030	15/32"	300-055	55/64"
300-006	3/32"	300-031	31/64"	300-056	7/8"
300-007	7/64"	300-032	1/2"	300-057	57/64"
300-008	1/8"	300-033	33/64"	300-058	29/32"
300-009	9/64"	300-034	17/32"	300-059	59/64"
300-010	5/32"	300-035	35/64"	300-060	15/16"
300-011	11/64"	300-036	9/16"	300-061	61/64"
300-012	3/16"	300-037	37/64"	300-062	31/32"
300-013	13/64"	300-038	19/32"	300-063	63/64"
300-014	7/32"	300-039	39/64"	300-064	1"
300-015	15/64"	300-040	5/8"	300-068	1-1/16"
300-016	1/4"	300-041	41/64"	300-072	1-1/8"
300-017	17/64"	300-042	21/32"	300-076	1-3/16"
300-018	9/32"	300-043	43/64"	300-080	1-1/4"
300-019	19/64"	300-044	11/16"	300-084	1-5/16"
300-020	5/16"	300-045	45/64"	300-088	1-3/8"
300-021	21/64"	300-046	23/32"	300-092	1-7/16"
300-022	11/32"	300-047	47/64"	300-096	1-1/2"
300-023	23/64"	300-048	3/4"	300-100	1-9/16"
300-024	3/8"	300-049	49/64"	300-104	1-5/8"
300-025	25/64"	300-050	25/32"	300-108	1-11/16"
300-026	13/32"	300-051	51/64"	300-112	1-3/4"
300-027	27/64"	300-052	13/16"		
300-028	7/16"	300-053	53/64"		
360-001S	Steel Emergency Collet has 1/16" pilot hole and hardened threads				

Note: All 3J Collets have external threads only.

3J HEX COLLETS

Part Number	Size	Part Number	Size
330-016	1/4"	330-060	15/16"
330-020	5/16"	330-064	1"
330-024	3/8"	330-068	1-1/16"
330-028	7/16"	330-072	1-1/8"
330-032	1/2"	330-076	1-3/16"
330-036	9/16"	330-080	1-1/4"
330-040	5/8"	330-084	1-5/16"
330-044	11/16"	330-088	1-3/8"
330-048	3/4"	330-092	1-7/16"
330-052	13/16"	330-096	1-1/2"
330-056	7/8"		



3J SQUARE COLLETS

Part Number	Size	Part Number	Size
340-016	1/4"	340-052	13/16"
340-020	5/16"	340-056	7/8"
340-024	3/8"	340-060	15/16"
340-028	7/16"	340-064	1"
340-032	1/2"	340-068	1-1/16"
340-036	9/16"	340-072	1-1/8"
340-040	5/8"	340-076	1-3/16"
340-044	11/16"	340-080	1-1/4"
340-048	3/4"		



3J COLLET STOP

Part Number	Size
370-USA	Non-Threading Depth Retainer 3J Collet Stop

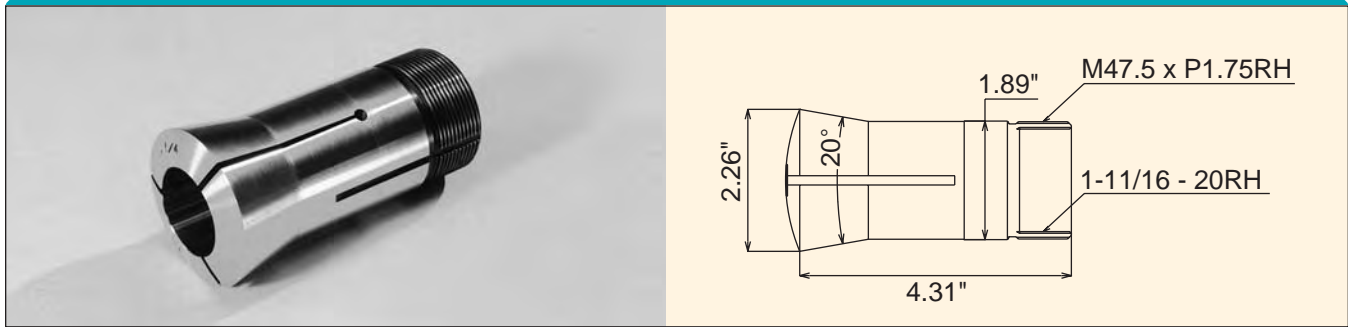


3J COLLET WRENCH

Part Number	Size
3J-WRENCH	3J Collet Wrench



16C ROUND COLLETS



Part Number	Size	Part Number	Size	Part Number	Size
160-004	1/16"	160-028	7/16"	160-052	13/16"
160-005	5/64"	160-029	29/64"	160-053	53/64"
160-006	3/32"	160-030	15/32"	160-054	27/32"
160-007	7/64"	160-031	31/64"	160-055	55/64"
160-008	1/8"	160-032	1/2"	160-056	7/8"
160-009	9/64"	160-033	33/64"	160-057	57/64"
160-010	5/32"	160-034	17/32"	160-058	29/32"
160-011	11/64"	160-035	35/64"	160-059	59/64"
160-012	3/16"	160-036	9/16"	160-060	15/16"
160-013	13/64"	160-037	37/64"	160-061	61/64"
160-014	7/32"	160-038	19/32"	160-062	31/32"
160-015	15/64"	160-039	39/64"	160-063	63/64"
160-016	1/4"	160-040	5/8"	160-064	1"
160-017	17/64"	160-041	41/64"	160-068	1-1/16"
160-018	9/32"	160-042	21/32"	160-072	1-1/8"
160-019	19/64"	160-043	43/64"	160-076	1-3/16"
160-020	5/16"	160-044	11/16"	160-080	1-1/4"
160-021	21/64"	160-045	45/64"	160-084	1-5/16"
160-022	11/32"	160-046	23/32"	160-088	1-3/8"
160-023	23/64"	160-047	47/64"	160-092	1-7/16"
160-024	3/8"	160-048	3/4"	160-096	1-1/2"
160-025	25/64"	160-049	49/64"	160-100	1-9/16"
160-026	13/32"	160-050	25/32"	160-104	1-5/8"
160-027	27/64"	160-051	51/64"		
166-001S	Steel Emergency Collet has 1/16" pilot hole and hardened threads				

Note: All Lyndex-Nikken 16C collets have external and internal threads.

16C HEX COLLETS

Part Number	Size	Part Number	Size
163-008	1/8"	163-052	13/16"
163-012	3/16"	163-056	7/8"
163-016	1/4"	163-060	15/16"
163-020	5/16"	163-064	1"
163-024	3/8"	163-068	1-1/16"
163-028	7/16"	163-072	1-1/8"
163-032	1/2"	163-076	1-3/16"
163-036	9/16"	163-080	1-1/4"
163-040	5/8"	163-084	1-5/16"
163-044	11/16"	163-088	1-3/8"
163-048	3/4"		



16C SQUARE COLLETS

Part Number	Size	Part Number	Size
164-008	1/8"	164-044	11/16"
164-012	3/16"	164-048	3/4"
164-016	1/4"	164-052	13/16"
164-020	5/16"	164-056	7/8"
164-024	3/8"	164-060	15/16"
164-028	7/16"	164-064	1"
164-032	1/2"	164-068	1-1/16"
164-036	9/16"	164-072	1-1/8"
164-040	5/8"	164-076	1-3/16"



16C COLLET STOP

Part Number	Size
160-USA	Non-Threading Depth Retainer 16C Collet Stop



16C COLLET WRENCH


Part Number	Size
16C-WRENCH	16C Collet Wrench




THROUGH THE YEARS...

R8/5C/3J/16C COLLETS

RETENTION STUDS



ACCESSORIES



TECHNICAL SECTION



Lyndex Through the Years

Lyndex began in 1979 as a supplier of 5C and R8 collets and now has become one of the premier suppliers of tool holding solutions. Over the past 25 years we have offered many different products and will continue to offer the best solutions to our customers. Lyndex-Nikken thanks you for your business and hope we can continue to meet your tooling needs for the next 25 years!

RETENTION STUDS



R8/5C/3J/16C COOLETS

RETENTION STUDS

ACCESSORIES

TECHNICAL SECTION

How to order studs:

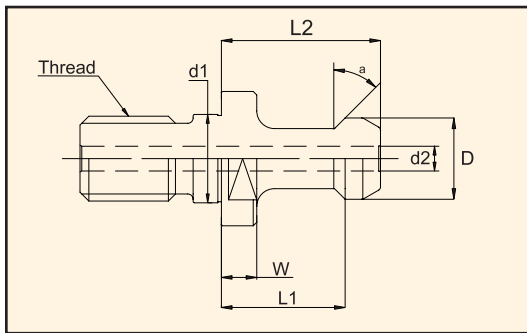
Retention studs come in many shapes and sizes. Many machining center manufacturers use different stud configurations on each of their models.

Please provide us with the following information when ordering studs:

- Your machining center's taper size (50, 40, etc.) and flange type (CT or BT)
- The brand name of your machining center
- Its configuration (vertical or horizontal)
- The model number

The drawing below details the five critical dimensions needed to determine which retention stud is required.

Please have these dimensions ready when you place your order, so that we may easily and quickly determine which retention stud is needed for your machining center.



CT TAPER RETENTION STUDS

Part Number	D	d1	d2	L1	L2	Angle °	W	Thread	O-RING
C40-1500*	0.75	0.276	--	0.790	1.03	75	0.28	5/8"-11	--
C40-1500ISO*	0.75	0.276	--	0.790	1.02	75	0.16	5/8"-11	P9
C40-4500	0.59	--	--	0.990	1.26	45	0.12	5/8"-11	--
C40-4500B	0.59	--	0.640	0.990	1.26	45	0.12	5/8"-11	--
C40-4500H	0.59	0.177	--	0.990	1.26	45	0.12	5/8"-11	--
C40S-4500	0.59	--	--	0.990	1.26	45	0.23	5/8"-11	--
C40-6000	0.59	--	--	0.990	1.26	60	0.12	5/8"-11	--
C40-6000B	0.59	--	0.640	0.990	1.26	60	0.12	5/8"-11	--
C40-6000H	0.59	0.177	--	0.990	1.26	60	0.12	5/8"-11	--
C40S-6000	0.59	--	--	0.990	1.26	60	0.23	5/8"-11	--
C40-9000	0.59	--	--	0.990	1.26	90	0.12	5/8"-11	--
C40-9000B	0.59	--	0.640	0.990	1.26	90	0.12	5/8"-11	--
C40-9000H	0.59	0.177	--	0.990	1.26	90	0.12	5/8"-11	--
C40S-9000	0.59	--	--	0.990	1.26	90	0.23	5/8"-11	--
C40-STD*	0.74	0.276	--	0.440	0.64	45	0.12	5/8"-11	--
C40-STD(B)	0.74	0.276	0.640	0.440	0.64	45	0.12	5/8"-11	--
C40-HITACHI	0.59	0.197/0.157	0.640	0.992	1.26	45	0.12	5/8"-11	S-15 / P-5
C40-MAZAK	0.59	--	0.625	0.777	1.05	90	0.20	5/8"-11	--
C40-MITSUI	0.59	--	--	0.590	0.87	90	0.20	5/8"-11	--
C45-4500	0.75	--	--	1.230	1.58	45	0.31	3/4"-10	--
C45-6000	0.75	--	--	1.230	1.58	60	0.31	3/4"-10	--
C45-9000	0.75	--	--	1.230	1.58	90	0.31	3/4"-10	--
C45-STD*	0.94	0.354	--	0.578	0.82	45	0.16	3/4"-10	--
C50-1500*	1.10	0.393	--	0.992	1.35	75	0.28	1"-8	--
C50-150ISO*	1.10	0.393	--	0.980	1.35	75	0.20	1"-8	--
C50-4500	0.90	--	--	1.386	1.78	45	0.39	1"-8	--
C50-4500B	0.90	--	1.031	1.386	1.78	45	0.39	1"-8	--
C50-4500H	0.90	0.393	--	1.386	1.78	45	0.39	1"-8	--
C50-6000	0.90	--	--	1.386	1.78	60	0.39	1"-8	--
C50-6000B	0.90	--	1.031	1.386	1.78	60	0.39	1"-8	--
C50-6000H	0.90	0.393	--	1.386	1.78	60	0.39	1"-8	--
C50-9000	0.90	--	--	1.386	1.78	90	0.39	1"-8	--
C50-9000B	0.90	--	1.031	1.386	1.78	90	0.39	1"-8	--
C50-9000H	0.90	0.393	--	1.386	1.78	90	0.39	1"-8	--
C50-STD*	1.14	0.460	--	0.700	1.00	45	0.20	1"-8	--
C50-STD(B)	1.14	0.460	1.031	0.700	1.00	45	0.20	1"-8	--
C50-HITACHI	0.90	--	--	1.385	1.78	90	0.39	1"-8	--
C50-MAZAK	0.91	--	--	1.385	1.78	90	0.69	1"-8	--
C50-MITSUI	0.94	--	--	0.905	1.22	90	0.20	1"-8	--
C50-OKUMA(H)	0.906	0.275	1.023	1.378	3.248	30	0.39	1"-8	S24
PS-P14	0.94	0.314	--	0.905	1.22	90	0.39	1-8UNC	PS-P13 with hole

Note: * or "H" suffix denote retention studs supplied with a coolant hole.
 "B" suffix denotes balanceable toolholder retention studs.

BT TAPER RETENTION STUDS

Part Number	D	d1	d2	L1	L2	Angle °	W	Thread	O-RING
PS-M10	0.55	0.492		0.669	0.87	45	0.12	M12P1.75	--
PS-19	0.512	0.492	--	0.886	1.102	60	0.20	M12P1.75	--
PS-801	0.472	0.492	--	0.724"	0.921	75	0.20	M12P1.75	--
B30-4500	0.430	0.492	--	0.709	0.91	45	0.19	M12P1.75	--
B30-6000	0.430	0.492	--	0.709	0.91	60	0.19	M12P1.75	--
B35-4500	0.510	0.511	--	0.885	1.10	45	0.19	M12P1.75	--
B35-6000	0.540	0.511	--	0.885	1.10	60	0.19	M12P1.75	--
B35-9000	0.550	0.511	--	0.710	0.90	90	0.19	M12P1.75	--
PS-70	0.748	0.669	--	1.102	1.378	45	0.20	M16P2	--
PS-P5-1	0.591	0.669	--	0.708	0.984	90	0.20	M16P2	--
PS-G5	0.591	0.669	--	1.165	1.165	90	0.20	M16P2	--
PS-G58	0.740	0.669	--	0.752	0.752	45	0.20	M16P2	--
PS-805	0.748	0.669	--	0.905	1.142	75	0.28	M16P2	--
PS-G51	0.740	0.669	0.275	0.512	0.752	45	0.12	M16P2	--
PS-G510	0.740	0.669	0.275	0.752	0.752	45	0.12	M16P2	PS-51
PS-354	0.594	0.669	0.157	0.157	1.550	45	0.19	M16P2	--
PS-G52	0.74	0.275	0.669	0.440	0.64	45	0.12	M16P2	--
PS-364	0.59	0.157	--	1.116	1.44	45	0.23	M16P2	--
B40-1500*	0.750	0.669	0.275	0.905	1.14	75	0.27	M16P2	--
B40-1500ISO*	0.750	0.669	0.275	0.900	1.14	75	0.16	M16P2	P9
B40-4500	0.590	0.669	--	1.102	1.37	45	0.23	M16P2	--
B40-4500H	0.590	0.669	0.181	1.102	1.37	45	0.23	M16P2	--
B40-6000	0.590	0.669	--	1.102	1.37	60	0.23	M16P2	--
B40-6000H	0.590	0.669	0.181	1.102	1.37	60	0.23	M16P2	--
B40-9000	0.590	0.669	--	1.102	1.37	90	0.23	M16P2	--
B40-9000H	0.590	0.669	0.181	1.102	1.37	90	0.23	M16P2	--
B40-STD*	0.740	0.669	0.275	0.430	0.64	45	0.12	M16P2	--
B40-FADAL	0.740	0.669	--	0.552	0.75	45	0.24	M16P2	--
B45-4500	0.750	0.826	--	1.220	1.57	45	0.31	M20P2.5	--
B45-6000	0.750	0.826	--	1.220	1.57	60	0.31	M20P2.5	--
B45-9000	0.750	0.826	--	1.220	1.57	90	0.31	M20P2.5	--
PS-50	0.906	0.984	--	0.984	2.756	45	1.38	M24P3	--
PS-G45	1.140	0.984	--	0.692	0.992	45	0.20	M24P3	--
PS-B1	0.866	0.984	--	1.063	2.835	60	1.38	M24P3	--
PS-809	1.102	0.984	--	0.984	1.339	75	0.28	M24P3	--
PS-C	0.827	0.984	--	2.169	2.484	45	1.14	M24P3	--
PS-810	1.102	0.984	0.393	0.984	1.339	75	0.28	M24P3	--
PS-816-1	1.102	0.984	0.236	0.984	1.339	75	0.28	M24P3	P21
PS-833	1.102	0.984	0.216	0.984	1.339	75	0.28	M24P3	P9 / P21
PS-G41	1.140	0.984	0.393	0.992	0.992	45	0.20	M24P3	--
PS-P16	0.945	0.984	0.314	0.905	1.220	90	0.20	M24P3	--
B50-4500	0.910	0.984	--	1.377	1.77	45	0.39	M24P3	--
B50-4500H	0.910	0.984	0.275	1.377	1.77	45	0.39	M24P3	--
B50-6000	0.910	0.984	--	1.377	1.77	60	0.39	M24P3	--
B50-6000H	0.910	0.984	0.275	1.377	1.77	60	0.39	M24P3	--
B50-9000	0.910	0.984	--	1.377	1.77	90	0.39	M24P3	--
B50-9000H	0.910	0.984	0.275	1.377	1.77	90	0.39	M24P3	--
B50-MITSUI	0.950	0.984	--	0.905	1.220	90	0.20	M24P3	--

Note: * or "H" suffix denote retention studs supplied with a coolant hole.
 "B" suffix denotes balanceable toolholder retention studs.



TOOLJAW® — The Toolholder Clamp Champ



Lyndex-Nikken ToolJaws are machinists' favorite tooling setup fixtures because they are so handy and practical. Load a toolholder into a ToolJaw. You'll gain immediate access to both the working end, *and* the taper end and your toolholder will be secured by a vise-tight grip.

Easy to use, just place or mount your ToolJaw in a convenient spot and slip a holder into its cradle. Raise the flange lock and secure it with an easy-to-grip thumb screw.

ToolJaw provides maximum toolholder accessibility with minimum handling. Less handling means fewer chances of costly toolholders being dropped or damaged. Save the time and the hassles of using yesterday's toolholder loading and unloading techniques, and save the money you would spend on replacing damaged toolholders.

TOOLJAW® CLAMPS

Part Number	Description
B30-TOOLJAW	BT 30-Taper TOOLJAW
B35-TOOLJAW	BT 35-Taper TOOLJAW
B40-TOOLJAW	BT 40-Taper TOOLJAW
B45-TOOLJAW	BT 45-Taper TOOLJAW
B50-TOOLJAW	BT 50-Taper TOOLJAW
C30-TOOLJAW	CT 30-Taper TOOLJAW
C40-TOOLJAW	CT 40-Taper TOOLJAW
C45-TOOLJAW	CT 45-Taper TOOLJAW
C50-TOOLJAW	CT 50-Taper TOOLJAW
HSK40A-TOOLJAW	HSK40A TOOLJAW
HSK63A-TOOLJAW	HSK63A TOOLJAW
HSK100A-TOOLJAW	HSK100A TOOLJAW

Features

- Access both ends of your toolholders simultaneously.
- Minimize toolholder handling.
- Speed up your setup.
- Proven performance in the world's top shops.
- Convenient and practical.
- Easy to use.

R8/5C/3J/16C COLLETS

RETENTION STUDS

ACCESSORIES

TECHNICAL SECTION

TOOLJAW® REPLACEMENT KEYS

Part Number	Description
B30-KEY	Replacement Key for BT30 Tooljaw
B35-KEY	Replacement Key for BT35 Tooljaw
B40-KEY	Replacement Key for BT40 Tooljaw
B45-KEY	Replacement Key for BT45 Tooljaw
B50-KEY	Replacement Key for BT50 Tooljaw
C30-KEY	Replacement Key for CT30 Tooljaw
C40-KEY	Replacement Key for CT40 Tooljaw
C45-KEY	Replacement Key for CT45 Tooljaw
C50-KEY	Replacement Key for CT50 Tooljaw
HSK40A-KEY	Replacement Key for HSK40A Tooljaw
HSK63A-KEY	Replacement Key for HSK63A Tooljaw
HSK100A-KEY	Replacement Key for HSK100A Tooljaw



TOOLJAW® REPLACEMENT JAWS

Part Number	Description
B30-JAW	Replacement Jaw for BT30 Tooljaw
B35-JAW	Replacement Jaw for BT35 Tooljaw
B40-JAW	Replacement Jaw for BT40 Tooljaw
B45-JAW	Replacement Jaw for BT45 Tooljaw
B50-JAW	Replacement Jaw for BT50 Tooljaw
C30-JAW	Replacement Jaw for CT30 Tooljaw
C40-JAW	Replacement Jaw for CT40 Tooljaw
C45-JAW	Replacement Jaw for CT45 Tooljaw
C50-JAW	Replacement Jaw for CT50 Tooljaw
HSK40A-JAW	Replacement Jaw for HSK40A Tooljaw
HSK63A-JAW	Replacement Jaw for HSK63A Tooljaw
HSK100A-JAW	Replacement Jaw for HSK100A Tooljaw

STANDARD TIGHTENING FIXTURES

Part Number	Taper	L	D
30-LCFX	30	3.54"	2.17"
35-LCFX	35	3.61"	2.36"
40-LCFX	40	4.27"	2.76"
45-LCFX	45	5.31"	2.95"
50-LCFX	50	6.20"	3.94"



R8/5C/3J/16C COLLETS

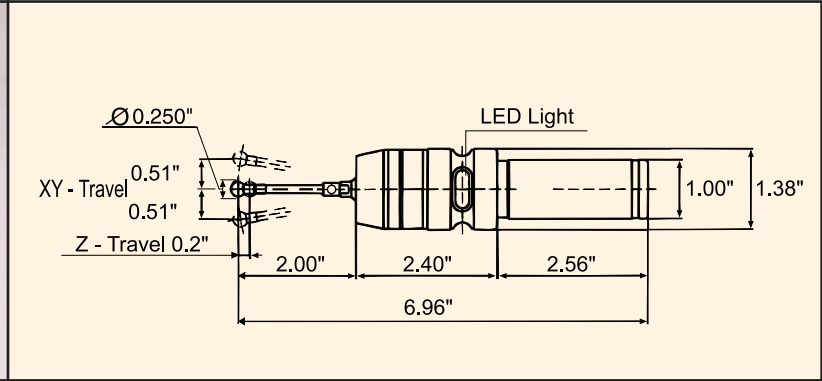
RETENTION STUDS

ACCESSORIES

TECHNICAL SECTION

PointFinder™ • Lyndex-Nikken Item No. PF-2

Locate the precise relative positioning of the workpiece to the spindle
– measuring directly from the spindle itself.



• **Advanced conductive detection system**

- Instant LED response
- Direct action—no relays
- Works with all metals
- Unaffected by cutting oil

• **Precise**

- Position detection accuracy: +/- 0.0008"
- Stylus recovery accuracy: +/- 0.00004"
- Stylus to shank concentricity: +/- 0.0008"

• **Overrun protected**

- X-axis and Y-axis: 0.400"
- Z-axis: 0.200"

• **Versatile design**

- Convenient 1" straight shank configuration
- Projects 4.40" from holder when fully loaded

• **Hardened, precision ground steel construction**

PointFinder™ is an all-in-one replacement for primary axis setters, calipers, and depth and centering gauges. Not only is it quick and easy to use, it's accuracy is beyond compare.

Simply load it into a toolholder and mount it into the machine's spindle. Gauge length pre-setting is unnecessary for X- or Y-axis coordinate determination. Move PointFinder slowly along either the X- or Y-axis toward the workpiece. Its bright LED flashes at the exact point where its 1/4" diameter probe touches the workpiece's surface. That point is exactly 1/8" away from spindle center. Z-axis coordinate determination requires pre-setting, and the point of probe contact marks the exact Z-axis coordinate.

With the workpiece locked into position, your other measurements are performed with the same ease and speed.

Features


- Position your workpiece without primary axis setters.
- Measure without calipers.
- Set depths, find centers without gauges.
- Fast, easy and accurate.
- Turn expensive setup time into profit-making production time.

XYZSETTER™

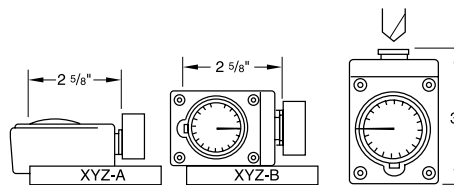
Easy, accurate setting of any axis.

XYZSetters minimize your setup time to maximize your production time. These unique instruments allow you to precisely establish all primary references quickly and dependably. Two models are available for either front or side reading. Both models are precision made of ground, hardened tool steel. Both have dial indicators graduated in thousandths (0.001").

Part Number	Description
XYZ-A	Front Reading XYZSetter™
XYZ-B	Side Reading XYZSetter™



Zero the dial with the master cap held in place.



Remove the master cap and position the XYZSetter™ on your workpiece. Adjust your spindle until the cutter (or a test bar) touches the unit's measuring face. Your absolute reference point is established when the unit's dial rests at zero.

ZeroSetter™

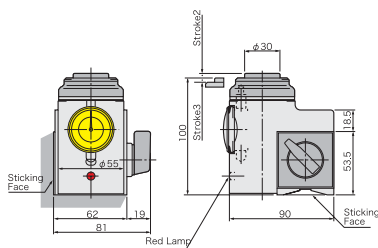
Quick, simple, precise Z-axis off-setting.

ZeroSetter assures fast reliable results every time you off-set your Z-axis. Your setup time will be reduced, so you'll gain valuable production time. Made of hardened tool steel, each setter is meticulously ground for top precision. ZeroSetter establishes an absolute gauge length of 4" or 6" that serves as your primary reference point. Its dial indicator is graduated in thousandths (0.001").

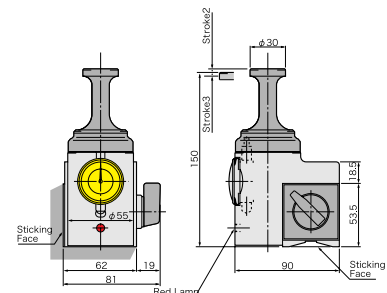
Part Number	Description
ZERO-SET4	4" Gauge Length ZeroSetter
HP-4	4" Gauge Length Height Presetter
HP-6	6" Gauge Length Height Presetter



HP-4



HP-6



FlashPoint™ • Lyndex-Nikken Item No. FP – 1

Axis setter for steel workpieces.

FlashPoint and FlashPoint II are fast, easy to use, and boast unparalleled accuracy and repeatability. They are ideal setup tools for CNC machining centers and lathes because exact setup points become easily visible from the machine's control panel.



- **Advanced conductive detection system**
Instant LED response
Works with ferrous metals only
Unaffected by cutting oil
- **Magnetic**
Direct X-, Y-, and Z-axis setting for all ferrous metals
- **Overrun protection**
3/16"
- **Precise**
Height: 2" +/- 0.0001"
Parallelism: within 0.0002"
Repeatability: within 0.0002"
- **Compact design**
- **Hardened and precision ground steel construction: built to last**

CNC X- and Y-axis setting in a flash

Setting an X-axis or Y-axis for a steel workpiece is as simple as setting a Z-axis because both FlashPoint models are magnetic. Place one on the side of your workpiece and draw it toward your loaded cutting tool. LED activation indicates a 2" distance plus the radius of your cutting tool away from spindle center. Simply reset your X or Y values to match.

Lower the spindle until the mounted cutting tool contacts the unit (its bright LED light indicates contact). Back off the spindle to the point where light is no longer lit. This point is precisely 2" away from your workpiece. Reset your Z-axis value to match.

CNC Z-axis setting in a flash

Using FlashPoint: Set a Z-axis by positioning either FlashPoint model on the workpiece below your loaded spindle.

Using FlashPoint II: Lower the spindle until the mounted cutting tool depresses the unit's face enough to activate its LED light. This point is precisely 2" away from your workpiece. Reset your Z-axis value to match.

FlashPoint II™ • Lyndex-Nikken Item No. FP – 2

Axis setter for steel workpieces & Z-axis setter for non-ferrous workpieces.



- **Advanced micro-switch detection system**
LED responds at 2" from workpiece plane
Works with all workpiece material
Unaffected by cutting oil
- **Magnetic base**
Direct X-, Y-, and Z-axis setting for all ferrous and non ferrous materials
- **Overrun protection**
1/16"
- **Precise**
Height: 2" +/- 0.0001"
Parallelism: within 0.0001"
Repeatability: within 0.0001"
- **Compact design**
- **Hardened and precision ground steel construction with scratch-proof ceramic face**

FOR MACHINE SPINDLES

Part Number	Description
W30	30-Taper Spindle Clean equipped with cleaning blades
30-ST	W30 Standard cleaning blade set
30-VR	W30 Varnish removing blade set
30-EP	W30 Polishing blade set
W35	35-Taper Spindle Clean equipped with cleaning blades
35-ST	W35 Standard cleaning blade set
35-VR	W35 Varnish removing blade set
35-EP	W35 Polishing blade set
W40	40-Taper Spindle Clean equipped with cleaning blades
40-ST	W40 Standard cleaning blade set
40-VR	W40 Varnish removing blade set
40-EP	W40 Polishing blade set
W45	45-Taper Spindle Clean equipped with cleaning blades
45-ST	W45 Standard cleaning blade set
45-VR	W45 Varnish removing blade set
45-EP	W45 Polishing blade set
W50	50-Taper Spindle Clean equipped with cleaning blades
50-ST	W50 Standard cleaning blade set
50-VR	W50 Varnish removing blade set
50-EP	W50 Polishing blade set



Spindle Wipes

These handy wipers quick-clean your spindles, assuring that your toolholder tapers make continuous positive contact with them for repeatable on-center performance. They're also perfect for cleaning the bores of your collet chucks and Morse Taper holders.

FOR MORSE TAPER HOLDERS

Part Number	Description
W1	Morse Taper #1 Spindle Clean (with cleaning blades)
W2	Morse Taper #2 Spindle Clean (with cleaning blades)
W3	Morse Taper #3 Spindle Clean (with cleaning blades)
W4	Morse Taper #4 Spindle Clean (with cleaning blades)
W5	Morse Taper #5 Spindle Clean (with cleaning blades)

FOR ER AND TG COLLET CHUCKS

Part Number	Description
W16	ER16 Collet Chuck Spindle Clean (with cleaning blades)
W20	ER20 Collet Chuck Spindle Clean (with cleaning blades)
W25	ER25 Collet Chuck Spindle Clean (with cleaning blades)
W32	ER32 Collet Chuck Spindle Clean (with cleaning blades)
W75	75TG Collet Chuck Spindle Clean (with cleaning blades)
W100	100TG Collet Chuck Spindle Clean (with cleaning blades)
W150	150TG Collet Chuck Spindle Clean (with cleaning blades)

FOR R8 SPINDLES

Part Number	Description
WR8	R8 Taper Spindle Clean (with cleaning blades)

Tool Wagon

Our tool wagon holds up to 100 toolholders depending on taper size. It has a removable tray which allows for reconfiguration to accommodate varying tapers. Tooling pots are constructed of a rugged plastic which protects the toolholder taper. The wagon is built with heavy gauge steel construction and has 5" diameter casters.

Second Tool shelf, Tool box and Tightening fixture shown in the photo on the right are sold separately.

Dimensions are approximately 36"H by 36"W by 20" D Assembly is required.




TOOL WAGON

Part Number	Description
30-TW	Tool Wagon complete with top shelf to hold 50 30-taper tools
40-TW	Tool Wagon complete with top shelf to hold 50 40-taper tools
50-TW	Tool Wagon complete with top shelf to hold 32 50-taper tools
HSK63-TW	Tool Wagon complete with top shelf to hold 50 HSK63 tools
HSK100-TW	Tool Wagon complete with top shelf to hold 32 HSK100 tools

TOOL WAGON TRAYS AND POTS

Part Number	Description
TW-30	Optional 30 Taper 2nd Shelf - Holds 50 tools
TW-40	Optional 40 Taper 2nd Shelf - Holds 50 tools
TW-50	Optional 50 Taper 2nd Shelf - Holds 32 tools
TW-HSK63	Optional HSK63 Taper 2nd Shelf - Holds 50 tools
TW-HSK100	Optional HSK100 Taper 2nd Shelf - Holds 32 tools
TW-30DA	Optional Double Angle 30 Taper 2nd Shelf - Holds 57 tools
TW-40DA	Optional Double Angle 40 Taper 2nd Shelf - Holds 57 tools
TW-50DA	Optional Double Angle 50 Taper 2nd Shelf - Holds 30 tools
TW-HSK63DA	Optional Double Angle HSK63 Taper 2nd Shelf - Holds 57 tools
TW-HSK100DA	Optional Double Angle HSK100 Taper 2nd Shelf - Holds 30 tools
TW-TS	Option Flat Top Shelf



R8/5C/3J/16C COLLETS

RETENTION STUDS

ACCESSORIES

TECHNICAL SECTION

Lyndex-Nikken Product Warranty

Standard Product

Lyndex-Nikken Inc., the seller, warrants to the user, who purchases and uses (the "User") the Standard Product, as hereinafter defined against defects in materials and workmanship for one year from the date of delivery of the Standard Product to the User.

A "Standard Product" is defined as a product sold by Lyndex-Nikken which is not:

- A Lyndex-Nikken Tool Presetter and/or Custom Tool line Product, which is separately warranted. (Please see the separate warranty information included with each of these respective products).
- Special Tooling manufactured by Lyndex-Nikken at the User's request and to the User's specifications and/or plans, which shall have been approved by User, or,
- Modified Standard Product, which is modified by Lyndex-Nikken at the User's request and to User's specifications and/or plans, which shall have been approved by User.

From time to time in this Warranty, the Standard Product, Special Tooling or Modified Standard Product may be collectively referred to as the "Product."

Special Tooling or Modified Product

If the User first provides Lyndex-Nikken with all the required manufacturing specifications, then Lyndex-Nikken warrants that the Special Tooling and/or Modified Standard Product (1) will be manufactured to the User's specifications and (2) shall be free from defects in materials and workmanship for one year from the date of delivery of the product to the User, but Lyndex is not warranting that the Special Tooling and/or Modified Standard Product can perform the task anticipated by the User's specifications.

Additional Provisions

- Any attempts to repair, disassemble, modify, alter or otherwise change the Product voids this Warranty.
- It is the User's responsibility to see that the Product is suitable for the User's applications of the Product.
- Common wear parts such as bearings, seals & rotary unions (and the like), which are subject to wear and tear, are not included in this Warranty.
- To use the Products and avoid injury to persons or property, the User acknowledges that it is the User's sole responsibility to confirm that the supplied retention knobs are correct for the machine tool and taper type.
- The User agrees to indemnify and hold harmless Lyndex-Nikken, including reasonable attorneys' fees it might incur, for any claims arising out of an incorrect fit of the retention knobs.
- Our obligation under this warranty is to the initial User only.
- This Warranty may not be assigned without the express written approval of Lyndex.
- This Warranty is limited exclusively to the repair or replacement of parts found defective by Lyndex' Service Department.
- This Warranty provides for no credit or cash refund to the User.
- This Warranty is subject to change without notice, provided however, even though Lyndex shall not be required to give notice of a change in its Warranty, Lyndex will make a reasonable effort to notify customers and Distributors, who shall be obligated to notify its customers, of any substantive changes in the Warranty by either written notice to the customer, written notice to its Distributors, notice when an order is placed, or by including a copy of a changed Warranty in the product's package.

All other warranties, express or implied, are excluded.

APPLICATION GUIDE

Toolholder Type	Max Capacity	TIR	TIR Location	Milling					Drilling	Reaming
				Rough HSS	Finish HSS	Rough Indexable	Rough Carbide	Finish Carbide		
Bullseye	1.00"	0.0000"	4 x D						★★★★★	★★★★★
VC Chuck	.500"	0.0001"	4 x D	★★★	★★★★★	★★	★★★★★	★★★★★	★★	★★
MMC - Insider	.500"	0.0001"	4 x D	★★★	★★★★★	★★	★★★	★★★★★	★★★	★★★
Milling Chuck	1.25"	0.0002"	4" from Nose	★★★★★	★★★★★	★★★★★	★★★★★	★★★★★	★★★	★★★
SK - LSK	1.00"	0.0002"	4 x D	★★★	★★★	★	★★★	★★★	★★★★★	★★★
Shrink-Fit	2.00"	0.0002"	4 x D	★	★★★		★★★	★★★	★	★★
ER Chuck	1.338"	0.0004"	4 x D	★★	★★	★	★★	★★	★★	★★
TG Chuck	1.50"	0.0005"	4 x D	★★	★	★	★	★	★★	★★
DA Chuck	.750"	0.0008"	4 x D	★	★			★	★	
End-Mill Holder	2.50"	0.0005"	Nose	★★★	★★	★★★	★	★	★	
Shell-Mill Holder	2.00"	0.0002"	Arbor							
Face-Mill Holder	2.50"	0.0002"	Arbor							
Stub-Mill Holder	1.50"	0.0002"	Holder Arbor							
Integral Drill Chuck	.500"								★★	★
Jacobs Drill Chuck	.750"								★★	★
Morse Taper Chuck	MT#5								★★	★

★ = Good ★★★★★ = Excellent

R8/5C/3J/16C COLLETS

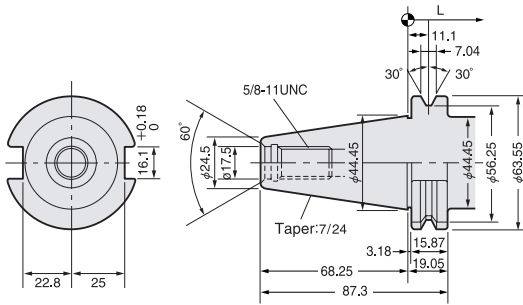
RETENTION STUDS

ACCESSORIES

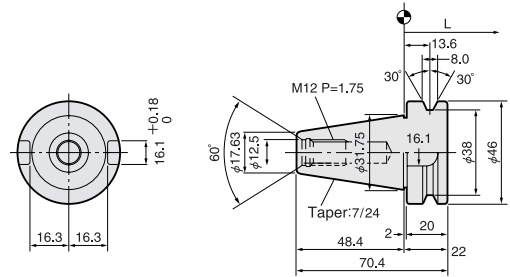
TECHNICAL SECTION

Taper Specifications

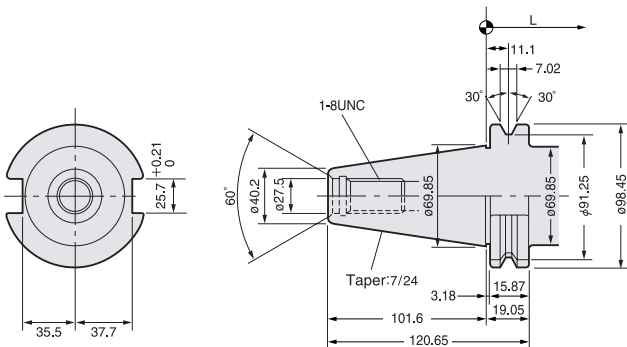
CAT 40



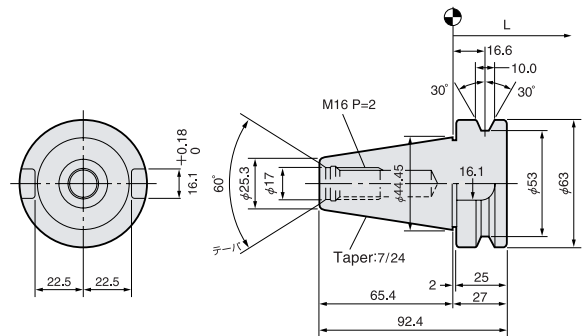
BT 30



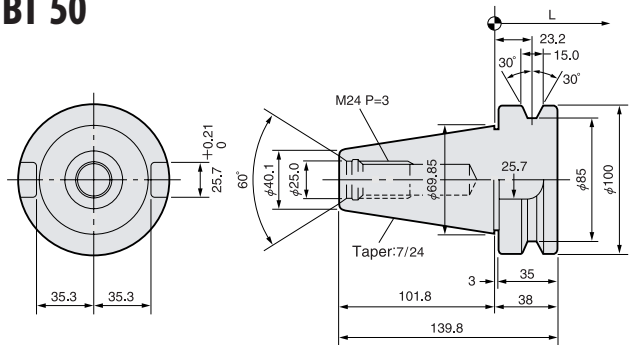
CAT 50



BT 40

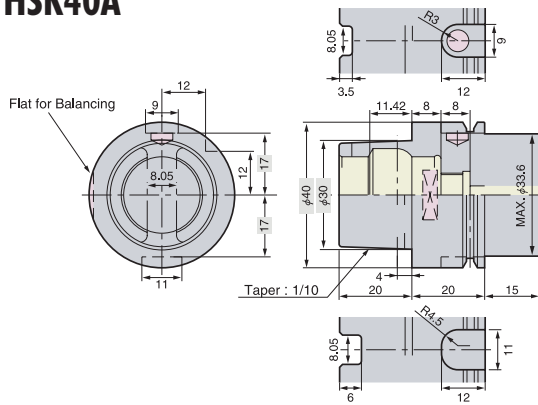


BT 50

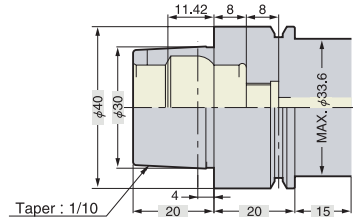


Taper Specifications

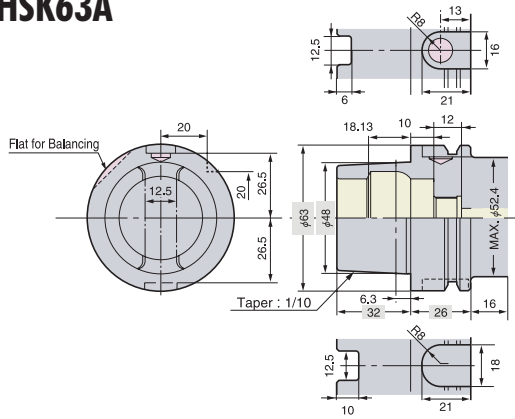
HSK40A



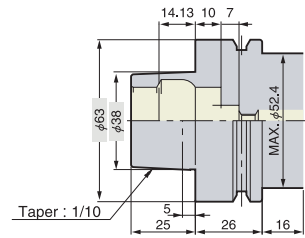
HSK40E



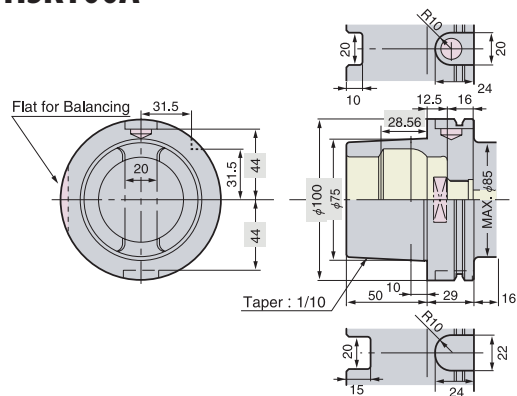
HSK63A



HSK63F



HSK100A



R8/5C/3J/16C COLLETS

RETENTION STUDS

ACCESSORIES

TECHNICAL SECTION

TIGHTENING TORQUE FOR END MILL HOLDER SET SCREWS

I.D.	Set Screw Size	Tightening Torque	Hex Wrench Size
1/8"	6-32 x 1/4	0.6 ft/lbs	1/16
3/16"	8-32 x 1/4	0.8 ft/lbs	5/64
1/4"	1/4-28 x 1/4	6.5 ft/lbs	1/8
5/16"	5/16-24 x 1/4	14 ft/lbs	5/32
3/8"	3/8-24 x 5/16	16 ft/lbs	3/16
7/16"	3/8-24 x 5/16	16 ft/lbs	3/16
1/2"	7/16-20 x 3/8	24 ft/lbs	7/32
5/8"	9/16-18 x 1/2	36 ft/lbs	9/32
3/4"	5/8-18 x 1/2	36 ft/lbs	5/16
7/8"	5/8-18 x 1/2	76 ft/lbs	5/16
1"	3/4-16 x 11/16	150 fl/lbs	3/8
1-1/4"	3/4-16 x 11/16	150 fl/lbs	3/8
1-1/2"	3/4-16 x 11/16	150 fl/lbs	3/8
2"	1-14 x 7/8	270 ft/lbs	9/16
2-1/2"	1-14 x 7/8	270 ft/lbs	9/16
6.00mm	1/4-28 x 1/4	6.5 ft/lbs	1/8
8.00mm	5/16-24 x 1/4	14 ft/lbs	5/32
10.00mm	3/8-24 x 5/16	16 ft/lbs	3/16
12.00mm	7/16-20 x 3/8	24 ft/lbs	7/32
14.00mm	9/16-18 x 1/2	36 ft/lbs	9/32
16.00mm	9/16-18 x 1/2	36 ft/lbs	9/32
18.00mm	5/8-18 x 1/2	36 ft/lbs	5/16
20.00mm	5/8-18 x 1/2	36 ft/lbs	5/16
25.00mm	3/4-16 x 11/16	150 fl/lbs	3/8
32.00mm	3/4-16 x 11/16	150 fl/lbs	3/8
40.00mm	3/4-16 x 11/16	150 fl/lbs	3/8
42.00mm	3/4-16 x 11/16	150 fl/lbs	3/8

TIGHTENING TORQUE FOR COLLET CHUCKS

Collet Type	Collet Size	Nut Tightening Torque
SK	SK06	22-29 ft/lbs*
	SK10	33-34 ft/lbs
	SK16	55-62 ft/lbs
	SK25	66-73 ft/lbs
ER	ER8	4 ft/lbs
	ER11	18 ft/lbs
	ER16	40 ft/lbs
	ER20	60 ft/lbs
	ER25	75 ft/lbs
	ER32	100 ft/lbs
	ER40	125 ft/lbs
TG	ER50	175 ft/lbs
	TG25	20 ft/lbs
	TG50	35 ft/lbs
	TG75	55 ft/lbs
	TG100	75 ft/lbs
DA	TG150	100 ft/lbs
	300DA	18 ft/lbs
	200DA	25 ft/lbs
	100DA	35 ft/lbs
	180DA	40 ft/lbs

*Note: 14 ft/lbs for $\varnothing \leq 3\text{mm}$ on SK06 Collet Chucks.

Tap Dimensional Data

U.S. TAPS

U.S. Inch	JIS Metric	Shank Dia.		Square Dia.	
		inch	mm	inch	mm
#0 - #6	M1.6 - M3.5	0.141	3.6	0.110	2.8
#8	M4	0.168	4.3	0.131	3.3
#10	M5	0.194	4.9	0.152	3.9
#12		0.220	5.6	0.165	4.2
1/4"	M6	0.225	5.7	0.191	4.9
5/16"	M7, M8	0.318	8.1	0.238	6.0
3/8"	M10	0.381	9.7	0.286	7.3
7/16"		0.323	8.2	0.242	6.1
1/2"	M12	0.367	9.3	0.275	7.0
9/16"	M14	0.429	10.9	0.322	8.2
5/8"	M16	0.480	12.2	0.360	9.1
11/16"	M18	0.451	11.5	0.406	10.3
3/4"		0.590	15.0	0.442	11.2
13/16"	M20	0.652	16.6	0.489	12.4
7/8"	M22	0.697	17.7	0.523	13.3
15/16"	M24	0.760	19.3	0.570	14.5
1"	M25	0.800	20.3	0.600	15.2
1-1/16"	M27	0.896	22.8	0.672	17.1
1-1/8"		0.896	22.8	0.672	17.1
1-3/16"	M30	1.021	25.9	0.766	19.5
1-1/4"		1.021	25.9	0.766	19.5
1-5/16"	M33	1.108	28.1	0.831	21.1
1-3/8"		1.108	28.1	0.831	21.1

JIS TAPS

JIS Metric	Shank Dia.		Square Dia.	
	inch	mm	inch	mm
M4	0.197	5.0	0.157	4.0
M5	0.217	5.5	0.177	4.5
M6	0.236	6.0	0.177	4.5
M7, M8	0.244	6.2	0.197	5.0
M9, M10	0.276	7.0	0.217	5.5
M11	0.315	8.0	0.236	6.0
M12	0.335	8.5	0.256	6.5
M14, M15	0.413	10.5	0.315	8.0
M16	0.492	12.5	0.394	10.0
M17	0.512	13.0	0.394	10.0
M18	0.551	14.0	0.433	11.0
M20	0.591	15.0	0.472	12.0
M22	0.669	17.0	0.512	13.0
M25	0.748	19.0	0.591	15.0
M26, M27	0.787	20.0	0.591	15.0
M28	0.827	21.0	0.669	17.0
M30	0.906	23.0	0.669	17.0
M32	0.945	24.0	0.748	19.0
M33	0.984	25.0	0.748	19.0
M34, M35	1.024	26.0	0.827	21.0
M36, M38	1.102	28.0	0.827	21.0
M39, M40	1.181	30.0	0.906	23.0
M42	1.260	32.0	1.024	26.0

DIN 371 TAPS

US Metric	Shank Dia.		Square Dia.	
	inch	mm	inch	mm
M1 - M1.8	0.098	2.5	0.083	2.1
M2 - M2.5	0.110	2.8	0.083	2.1
M3	0.138	3.5	0.106	2.7
M3.5	0.157	4.0	0.118	3.0
M4	0.177	4.5	0.134	3.4
M5, M6	0.236	6.0	0.193	4.9
M8	0.315	8.0	0.244	6.2
M10	0.394	10.0	0.315	8.0

DIN 376 TAPS

US Metric	Shank Dia.		Square Dia.	
	inch	mm	inch	mm
M8	0.236	6.0	0.193	4.9
M10	0.276	7.0	0.217	5.5
M12	0.354	9.0	0.276	7.0
M14	0.433	11.0	0.354	9.0
M16	0.472	12.0	0.354	9.0
M18	0.551	14.0	0.433	11.0
M20	0.630	16.0	0.472	12.0
M22, M24	0.709	18.0	0.571	14.5
M27	0.787	20.0	0.630	16.0
M30	0.866	22.0	0.709	18.0
M33	0.984	25.0	0.787	20.0
M36	1.102	28.0	0.866	22.0
M39, M42	1.260	32.0	0.945	24.0
M45, M48	1.417	36.0	1.142	29.0
M52	1.575	40.0	1.260	32.0

R8/5C/3J/16C COLLETS

RETENTION STUDS

ACCESSORIES

TECHNICAL SECTION

Tap Collet Torque Specifications

PRESET TORQUE FOR TAP COLLETS - ANSI

Tap Shank x Square	Tap Size	Torque Setting ft./lbs.
141 x .110	#0-1	0.14
3.581 x 2.794	#2	0.22
	#3	0.29
	#4	0.36
	#5	0.58
	#6	0.72
.168 x .131	#8	1.16
4.267 x 3.327		
.194 x .152	#10	2.2
4.927 x 3.860		
.220 x .165	#12	2.9
5.588 x 4.191		
.255 x .191	1/4"	4.34
6.477 x 4.851		
.318 x .238	5/16"	7.23
8.077 x 6.045		
.381 x .286	3/8"	11.58
9.677 x 7.264		
.323 x .242	7/16"	15.91
8.204 x 6.146		
.367 x .275	1/2"	23.15
9.321 x 6.985		

PRESET TORQUE FOR TAP COLLETS - ANSI

Tap Shank x Square	Tap Size	Torque Setting ft./lbs.
.429 x .322	9/16"	28.93
10.896 x 8.178		
.480 x .360	5/8"	36.17
12.192 x 9.144		
.542 x .406	11/16"	44
13.766 x 10.31		
.590 x .442	3/4"	50.63
14.986 x 11.23		
.652 x .489	13/16"	57.5
16.56 x 12.42		
.697 x .523	7/8"	72.33
17.703 x 13.28		
.760 x .570	15/16"	77.4
19.304 x 14.48		
.800 x .600	1"	101.26
20.32 x 15.24		
.896 x .672	1-1/8"	144.66
22.758 x 17.07		

PRESET TORQUE FOR TAP COLLETS - JIS

Tap Shank x Square	Tap Size	Torque Setting Nm
3 x 2.5	M 2	0.6
4 x 3.2	M 3	1
5 x 4	M 4	2.3
5.5 x 4.5	M 5	3.6
6 x 4.5	M 6	5.9
6.2 x 5	M 8	11.8
7 x 5.5	M 10	21.6
8 x 6	M 11	25
8.5 x 6.5	M 12	31.4
9.5 x 7	M 13	39
10.5 x 8	M 14	46
12.5 x 10	M 16	51
13 x 10	M 17	67
14 x 11	M 18	80

PRESET TORQUE FOR TAP COLLETS - JIS

Tap Shank x Square	Tap Size	Torque Setting Nm
15 x 12	M 20	88
17 x 13	M 22	98
19 x 15	M 24	132
20 x 15	M 27	157
21 x 17	M 28	175
23 x 17	M 30	225
24 x 19	M 32	235
25 x 19	M 33	245
26 x 21	M 34	265
28 x 21	M 36	304

Tap Collet Torque Specifications

PRESET TORQUE FOR TAP COLLETS - ISO

Tap Shank x Square	Tap Size	Torque Setting Nm	
2.24 x 1.8 2.5 x 2	M 3	0.5	○
	M 2	0.3	■
	M 3.5	0.8	○
2.8 x 2.24	M 2.2	0.35	■
	M 2.5	0.4	○
3.15 x 2.5	M 3	0.5	■
	M 4	1.2	○
3.55 x 2.8	M 3.5	0.8	■
	M 4.5	1.6	○
4 x 3.15	M 4	1.2	■
	M 5	2	○
4.5 x 3.55	M 4.5	1.6	■
	M 6	4	○
5 x 4 5.6 x 4.5	M 5	2	○
	M 7	6	○
6.3 x 5	M 6	4	■
	M 8	8	○
7.1 x 5.6	M 7	6	○
	M 10	16	■
8 x 6.3	M 8	8	○
	M 10	16	■
	M 11	18	■

PRESET TORQUE FOR TAP COLLETS - DIN

Tap Shank x Square	Tap Size	Torque Setting Nm	
2.5 x 2.1	M 1.8	0.3	○
	M 3	0.5	■
2.8 x 2.1	M 2	0.3	■
	M 2.2	0.35	■
	M 2.5	0.4	○
	M 4	1.2	■
3.5 x 2.7	M 3	0.5	○
	M 5	2	■
4 x 3 4.5 x 3.4	M 3.5	0.8	○
	M 4	1.2	○
	M 6	4	■
6 x 4.9	M 5	2	■
	M 6	4	■
	M 8	8	○
7 x 5.5 8 x 6.2	M 10	16	○
	M 8	8	○
	M 11	18	■
9 x 7 10 x 8 11 x 9 12 x 9	M 12	22	○
	M 10	16	○
	M 14	36	○
	M 16	40	○

PRESET TORQUE FOR TAP COLLETS - ISO

Tap Shank x Square	Tap Size	Torque Setting Nm	
9 x 7.1	M 9	12	■
	M 12	22	○
10 x 8	M 10	16	○
	M 14	36	○
11.2 x 9 12.5 x 10	M 16	40	○
	M 20	70	■
	M 18	63	○
14 x 11.2 16 x 12.5 18 x 14 20 x 16	M 22	80	○
	M 24	125	○
	M 30	220	○
	M 33	240	○
22.4 x 18 25 x 20	M 33	240	○
	M 36	280	■
	M 39	320	○
28 x 22.4	M 42	420	■

○ - Standard setting.
■ - Setting on request.

PRESET TORQUE FOR TAP COLLETS - DIN

Tap Shank x Square	Tap Size	Torque Setting Nm	
14 x 11	M 16	40	■
	M 18	63	○
16 x 12 18 x 14.5	M 20	70	○
	M 22	80	■
	M 24	125	○
20 x 16 22 x 18 25 x 20	M 27	140	○
	M 30	220	○
	M 33	240	○
	M 36	280	■
28 x 22	M 36	280	○

○ - Standard setting.
■ - Setting on request.

3Lock Technical Information

Please make sure that the suitable spacer is fitted on the machine spindle flange when the 3Lock tooling is used on the standard BT/IT/CAT spindle machine. Please do not use 3Lock tooling on the standard machine without the spacer.

Always ensure the swarf can't attach at the spindle flange surface of the double contact system. Generally the inside of the machining envelope is always covered with swarf. This means that there is a possibility that the flange of the tooling may collect swarf easily at the ATC. It is therefore important that the machine envelope is regularly cleaned (Clean the ATC arm, the route through which the tooling passes, the tool pot and the spindle surfaces ect.) at least every 3 months.

The fine swarf may contaminate the inside of a vacant pot within the ATC. If tool is randomly placed into ATC please either make sure the tool holder is returned to original station or insert dummy tool into all vacant pots to prevent swarf build up inside ATC station.

The taper connection of the tool shank with Rust Preventative Treatment (RPT) is more prone to sticking in the spindle than a tool shank without the RPT treatment. Also the unclamping force for the tool with the RPT treatment must be 20% stronger than the unclamping force of the tool without RPT treatment. Please be careful to check the unclamping force of your milling center when the tool with the RPT treatment is chosen.

As standard the taper cone of 3Lock Tool and NC5 tool is provided without the RPT treatment. When RPT treatment is required please add "TCRP" at end of part number.

Caution must be taken for center through tool coolant applications. There are two methods to seal coolant at the retention stud: Sealing the face contact and sealing of the taper contact. Please choose the proper retention stud for your milling center.

If your milling machine has center through coolant but does not have the sealing at the retention stud, the coolant may get inside the spindle and can be sealed by a standard tool holder connection. However the 3Lock tool can not seal the coolant at the taper connection because of the slit within the taper of the 3Lock holder.

If the pulling force of the machine spindle decreases substantially, the Nikken 3Lock tooling cannot perform 100% at its capability. We would recommend that regular inspection of the pulling force is carried out to prevent any reduction in the pulling force at an early stage.

