




COOLANT DRIVEN SPINDLE SPEEDERS



Produce the High RPM's Required for Small Diameter Tools
on Machines with Limited RPM.



COMPLETE
METALWORKING
SOLUTIONS

(800) 991-4225

www.ahbinc.com

ISO Certified

customerservice@ahbinc.com

MORSE STREAM M POWER™

MSP-1000 Spindle

Machine Requirements

Coolant flow through the main CNC machine spindle.*
 Coolant Pressure*: Min. 290 PSI / Max. 580 PSI
 Minimum Flow Rate: 3.17 Gal/min
 Coolant Filtration Level: Max. 100 µm

Applications

Milling, Thread Milling, Drilling, Grinding, Chamfering,
 Engraving and Deburring.

RPM Range 35,000 - 55,000 RPM

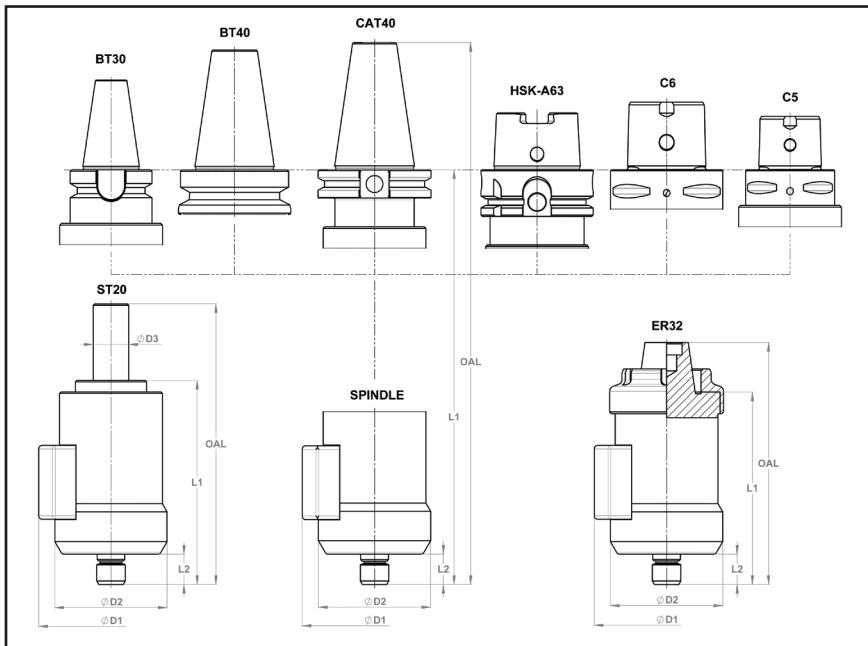
Onboard Wireless RPM Transmitter

* Coolant Pressure measured at Main Spindle Outlet.



INCLUDES: Spindle, Collet Nut & Wrench, Shaft Lock Key, Allen Key, and Battery in Fitted Case.

External Wireless RPM Display Monitor and Collets ORDERED SEPARATELY. See Page 4.



- Robust, compact high-speed spindle powered by coolant or cutting fluid.
- For finishing / semi-finishing operations using small diameter cutting tools.
- Plug & Play - no external feed or pre-installation - ATC / turret mountable.

SHANK	OAL (mm)	L1 (mm)	L2 (mm)	D1 (mm)	D2 (mm)	D3 (mm)	WEIGHT (Kg)	EDP NO.
CAT40	212	141	17	81	63	-	2.0	10782
ER32	136	109	17	81	63	-	1.3	10781
BT30	190	139	17	81	63	-	1.6	10780
HSK A63	173	141	17	81	63	-	1.8	10783
ST20	158	115	17	81	63	20	1.2	10776
C6	157	119	17	81	63	-	1.6	10777
C5	159	129	17	81	63	-	1.5	10778
BT40	190	122	17	81	63	-	1.8	10779

MSP-2000 (High Pressure Coolant) Spindle

Machine Requirements

- Coolant flow through the main CNC machine spindle.*
- Coolant Pressure: Min. 580 PSI / Max. 1020 PSI
- Minimum Flow Rate: 4.23 Gal/min
- Coolant Filtration Level: Max. 100 µm

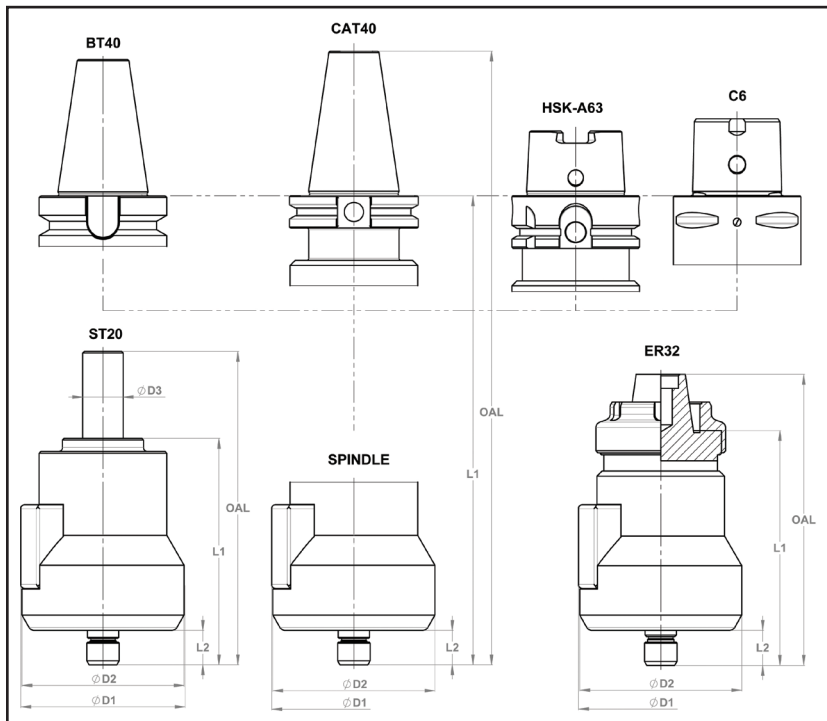
Applications

Milling, Thread Milling, Drilling, Grinding, Chamfering, Engraving and Deburring.

RPM Range 25,000 - 45,000 RPM

Onboard Wireless RPM Transmitter

* Coolant Pressure measured at Main Spindle Outlet.



INCLUDES: Spindle, Collet Nut & Wrench, Shaft Lock Key, Allen Key, and Battery in Fitted Case.

External Wireless RPM Display Monitor and Collets ORDERED SEPARATELY. See Page 4.

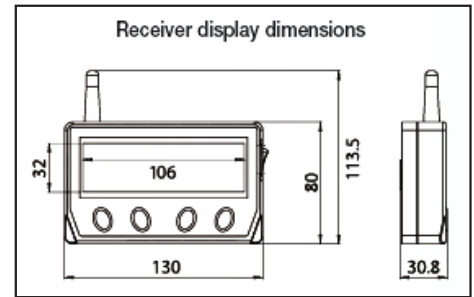
- Robust, compact high-speed spindle powered by coolant or cutting fluid.
- For finishing / semi-finishing operations using small diameter cutting tools.
- Plug & Play - no external feed or pre-installation - ATC / turret mountable.

SHANK	OAL (mm)	L1 (mm)	L2 (mm)	D1 (mm)	D2 (mm)	D3 (mm)	WEIGHT (Kg)	EDP NO.
CAT40	206	118	17	81	80	-	2.3	10774
ER32	144	99	17	81	80	-	1.7	10773
HSK A63	170	121	17	81	80	-	2.0	10772
ST20	155	95	17	81	80	20	1.5	10770
C6	162	107	17	81	80	-	2.0	10771
BT40	183	98	17	81	80	-	1.9	10775

Wireless RPM Display Monitor

Registers real-time rotational speed of the spindle at idle and working mode.

- 2.4 GHz radio frequency transmission
- Speed monitoring range up to 10 meters
- Externally powered receiver display
- Reads multiple spindle units mounted on one machine



DESCRIPTION	EDP NO.
DISPLAY MONITOR	10784

INCLUDES Wireless RPM Display Monitor and AC/DC 5V Power Supply in Fitted Case.

Collets & Accessories

All Spindle models are supported by specially designed tools and accessories to ensure high accuracy at high speeds.

Standard clamping accessories may not always be sufficient for best performance at higher RPMs. It is recommended to use:

- ER11 AA High precision collets
- ER11 Thermal shrink collets

IMAGE	DESCRIPTION	EDP NO.
	ER11 SRK Thermal Shrink Collets	
	ER11 SRK 3mm x 10mm	10785
	ER11 SRK 3mm x 25mm	10787
	ER11 SRK 4mm x 10mm	10786
	ER11 SRK 4mm x 25mm	10788
	ER11 SRK Thermal Shrink Collet Adapter for Induction Heating Device	10789

IMAGE	DESCRIPTION	EDP NO.
	ER11 Grade AA High Precision Spring Collets	
	ER11 AA 2mm-3mm	10790
	ER11 AA 3mm-4mm	10791
	ER11 AA 4mm- 5mm	10792
	ER11 AA 5mm- 6mm	10793