

E4000 SERIES

BRUSHLESS MOTOR SPINDLE

MODULAR TYPE

ONE PIECE TYPE

TO INFINITY AND BEYOND



E-Speed

The Possibilities Are Endless
with the Versatile E-Speed

ONE-PIECE & MODULAR ELECTRIC MOTOR SPINDLES



- Versatile for Lathes, Machining Centers, Custom Machine Applications and Robotic Applications
- Maximum Speed 80,000 rpm
- Maximum Output 1,200W
- Accuracy Less than 1 μ m

Flange and Straight Motors/Spindles Available in:
 \varnothing 20mm | \varnothing 22.8mm | \varnothing 25mm | \varnothing 30mm | \varnothing 40mm


E4000 SERIES

BRUSHLESS MOTOR SPINDLE

MODULAR TYPE

ONE PIECE TYPE

- High Speed Power and Torque in a Brushless DC Motor/Spindle
- 1,000 ~ 40,000 rpm with 1,200 Watts (1.6 HP) of Power • Spindle accuracy 1 μ m or less
- 40mm (1.57 dia.) Body Diameter
- .375" Collet Capacity
- Achieved continuous run of over 5,000 hours
- Proper cooling air pressure 51 PSI • Cooling air consumption 3.53 CFM
- Extremely low vibration brushless DC motor
- Utilizes double pair of ultra-precision ceramic bearings to obtain high rigidity in both radial and thrust directions. Incorporates 2 ceramic bearings on the front side and 2 on the rear side
- External housing made of precision ground stainless steel SUS-416



Coolant Thru Capable | High Speed Machining | Robotic Deburring

Designed for use on CNC Lathes, Robots and Special Application Machines for precision milling, drilling, grinding, slitting and deburring applications.

One Piece Type Combination Example 40,000 rpm

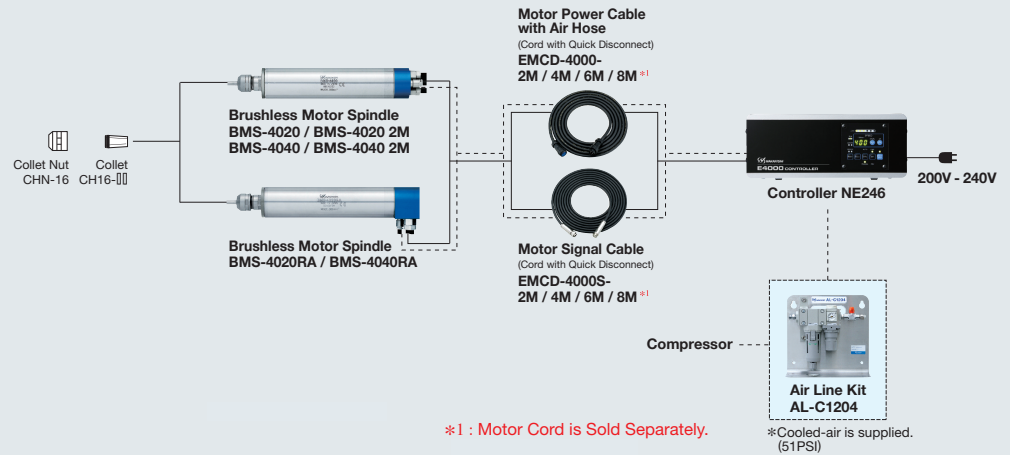


E4000, BMS-4040 Combination Example

| CAT. No. | Model | Product | Price |
|----------|---------------|--------------------|----------|
| 8472 | NE246 | Controller | 4,867.00 |
| 1791 | BMS-4040 | Motor Spindle | 6,273.00 |
| 9253 | EMCD-4000-2M | Motor Power Cable | 158.00 |
| 9257 | EMCD-4000S-2M | Motor Signal Cable | 263.00 |
| 4504 | AL-C1204 | Air Line Kit | 350.00 |

Total 11,911.00

One Piece System Chart



Modular Type Combination Example 40,000 rpm

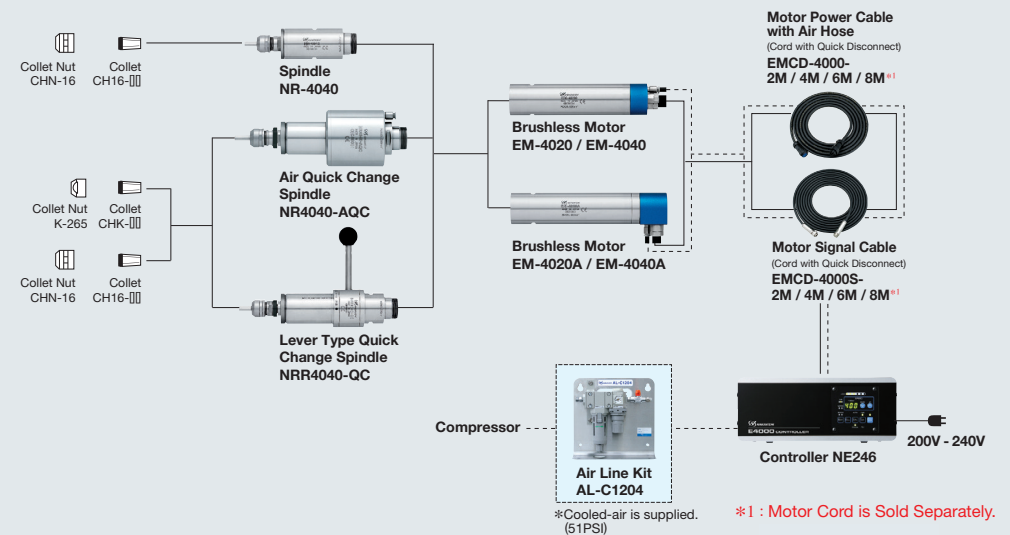


E4000, EM-4040, NR-4040 Combination Example

| CAT. No. | Model | Product | Price |
|----------|---------------|--------------------|----------|
| 8472 | NE246 | Controller | 4,867.00 |
| 8346 | EM-4040 | Motor | 4,578.00 |
| 9213 | NR-4040 | Spindle | 1,890.00 |
| 9253 | EMCD-4000-2M | Motor Power Cable | 158.00 |
| 9257 | EMCD-4000S-2M | Motor Signal Cable | 263.00 |
| 4504 | AL-C1204 | Air Line Kit | 350.00 |

Total 12,106.00

Modular Type System Chart



BMS-4040 / BMS-4040 2M / BMS-4040RA
EM-4040 / EM-4040A



COMPLETE METALWORKING SOLUTIONS

(800) 991-4225

www.ahbinc.com

ISO Certified

customerservice@ahbinc.com

BMS-4020 / BMS-4020 2M / BMS-4020RA
EM-4020 / EM-4020A

