

Somma ToolTrends

THE BEST COMBINATION BAR PULLER CUT-OFF TOOL FOR CNC



Exclusive features of the Somma design



Synchronous adjustment



- Single wrench turn adjusts both gripping jaws
- Infinite size adjustment within the gripping range
- Quick change over adjustment to the next job

New modular design

- Allows easy mounting and removal in any wedge lock style turret
- Also allows mounting of the shank in any position (up to full turret depth) in the tool holder pocket







AHB Tooling & Machinery, Inc.

Complete Metalworking Solutions
Roseville Saginaw & Jackson, MI

ISO Certified
(800) 991-4225
www.ahbinc.com
customerservice@ahbinc.com