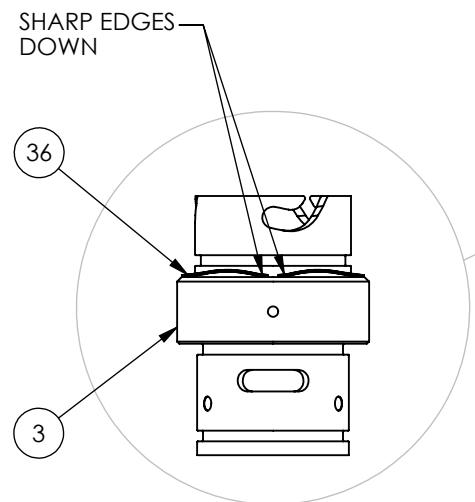
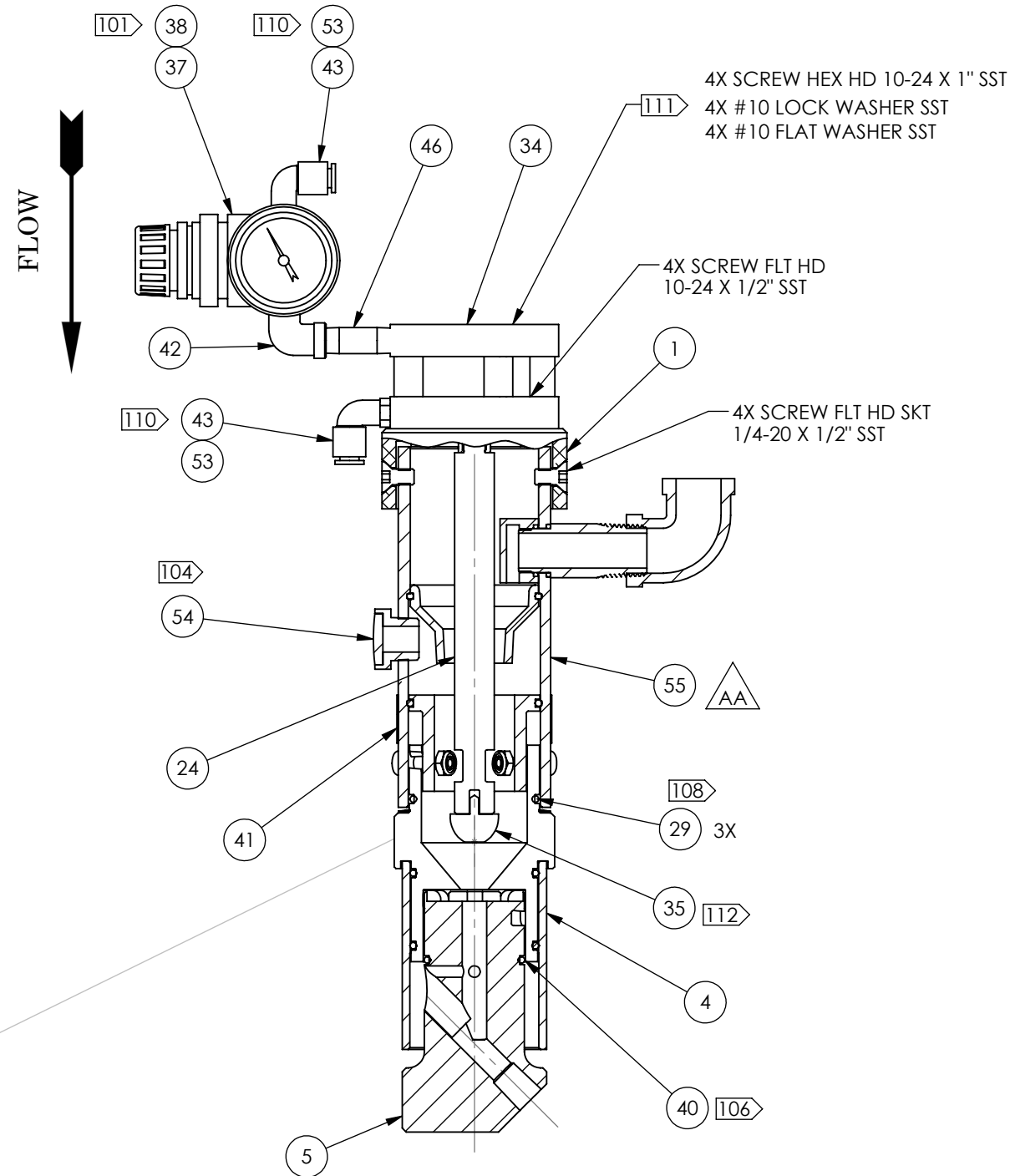


NOTES:

- 101 SET ITEM 38 AT 20 PSI MAX PRIOR TO OPERATION.
- 104 APPLY TEFLON TAPE.
- 106 APPLY SILICONE TO ITEM 40.
- 107 ITEM NOT SHOWN.
- 108 APPLY SILICONE TO O-RING.
- 109 PACKAGE WITH COMPLETE ASSEMBLY, USED ON FLYING BRIDGE.
- 110 DO NOT OVER TIGHTEN. TIGHTEN ELBOW (ITEM 43) ONLY ENOUGH TO SEAT O-RING (ITEM 53) AND ENDURE AN AIR TIGHT SEAL.
- 111 INSTALL FASTENERS INTO THREADED HOLES IN ITEM 34 (AIR CYLINDER).
- 112 APPLY LOCTITE 242 (OR EQUIVALENT) TO THREADS.



-1 & -2 CONFIGURATION

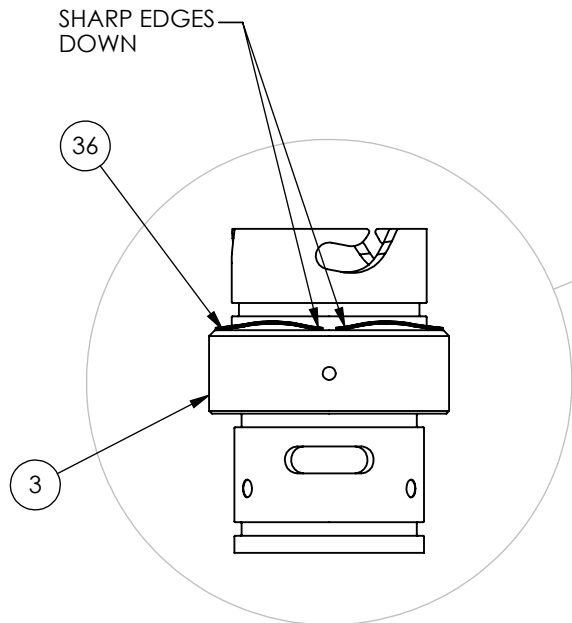
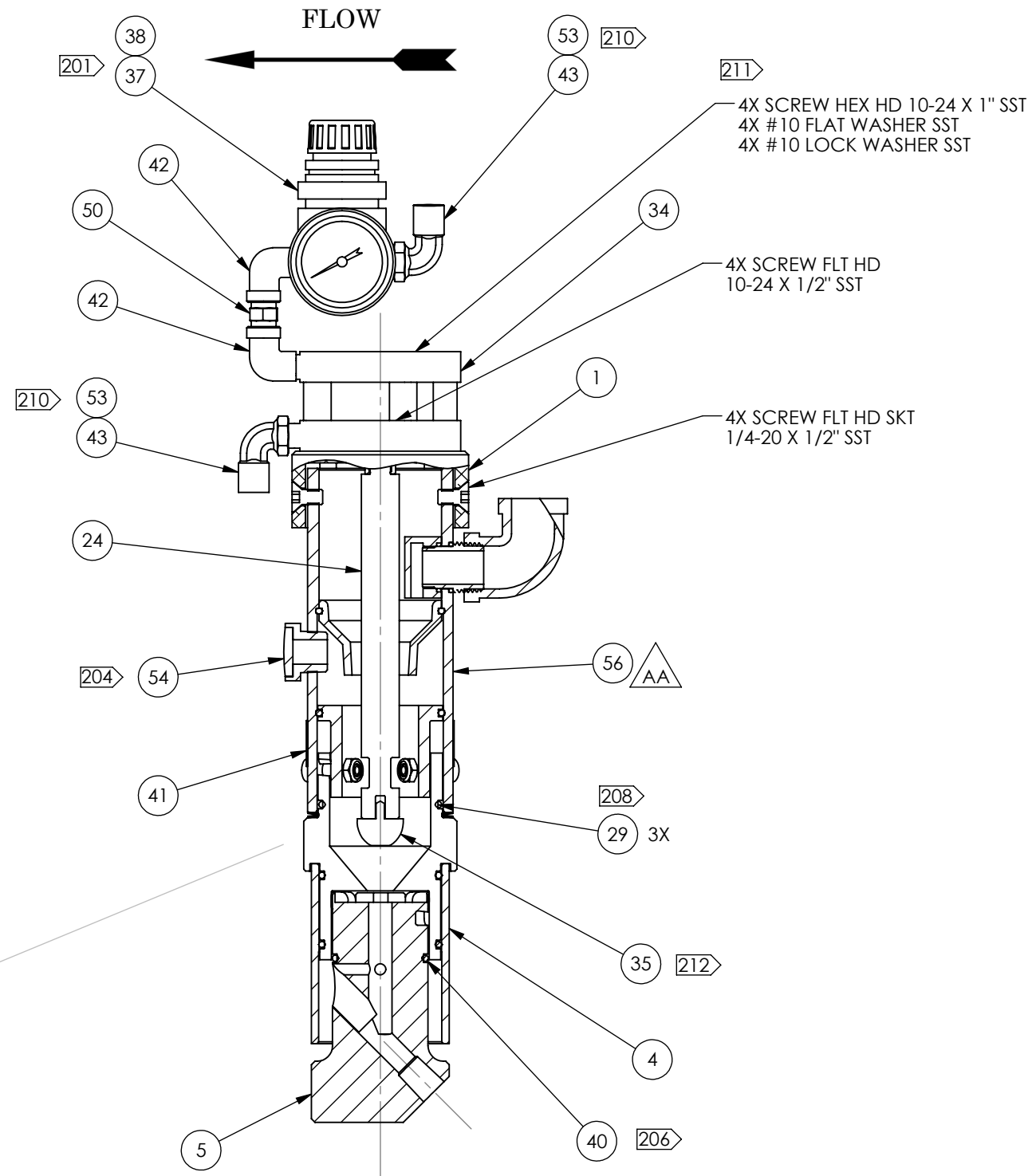
ITEM	-4	-3	-2	-1	U/M	PART NUMBER	DESCRIPTION
1	1	-	1	-	EA	009922-1	CAP;MINI HOPPER;PASER3/ECL
3	1	-	1	-	EA	009927-1	BODY;METERING VALVE;PASER3/ECL
4	1	-	1	-	EA	009928-1	SHROUD;PASER3/ECL
5	1	-	1	-	EA	009929-1	DIVERTER;LOCKING;PASER3/ECL
24	1	-	1	-	EA	009932-1	ROD;PLUNGER;PASER3/ECL
29	3	-	3	-	EA	A-0275-133	O-RING;BUNA-N;70 DUR;NO.2-133
34	1	-	1	-	EA	A-11072	CYLINDER;AIR;1-1/2 BORE X .75
35	1	-	1	-	EA	A-11073	BUMPER;RUBBER
36	1	-	1	-	EA	A-11077	SPRING;WAVE;SST
37	1	-	1	-	EA	A-11093	CE GAUGE;AIR;0-60 PSI;1/8 BACK
38	1	-	1	-	EA	A-11142	REGULATOR;AIR;1/8
40	1	-	1	-	EA	A-0275-126	O-RING;BUNA-N;70 DUR;NO.2-126
41	1	-	1	-	EA	010014-1	LABEL;MINI HOPPER;PASER3/ECL
42	2	-	1	-	EA	A-0652-1	ELBOW;STREET;BRASS;1/8
43	2	-	2	-	EA	A-19291-1	ELBOW;1/8' UNI THD X 6MM TUBE
46	-	-	1	-	EA	A-0591-11	NIPPLE;PIPE;BRS;1/8 NPT;1-1/2"
107	-	1	-	1	EA	010295-1	METERING DISK KIT
50	1	-	-	-	EA	A-0665-2	NIPPLE;PIPE;HEX;BRASS;1/8 NPTF
51	-	1	-	-	EA	009930-4	METERING VLV ASSY;WMC;W/O DISK
109	-	-	-	1	EA	009930-2	METERING VLV ASSY;W/O DISK KIT
53	2	-	2	-	EA	A-0275-009	O-RING;BUNA-N;70 DUR;NO.2-009
54	1	-	1	-	EA	A-23705-1	VENT;BREATHER;PLASTIC;3/8 NPT
55	-	-	1	-	EA	057203-1	HOPPER ASSY;MINI;ABRASIVE METERING
56	1	-	-	-	EA	057203-2	HOPPER ASSY;MINI;ABRASIVE METERING

ENGINEERING REFERENCE	
ASSY NO	DESCRIPTION
009930-1	W/METERING DISK KIT
009930-2	W/O METERING DISK KIT
009930-3	WMC W/METERING DISK KIT
009930-4	WMC W/O METERING DISK KIT

THIRD ANGLE PROJECTION 		THIS DRAWING IS THE PROPERTY OF FLOW INTERNATIONAL CORPORATION AND IS NOT TO BE COPIED OR REPRODUCED WITHOUT THE WRITTEN CONSENT OF FLOW INTERNATIONAL CORPORATION.	
		MATERIAL SEE BOM	
REVISION AA	MODELED IN SOLIDWORKS	TITLE METERING VALVE ASSEMBLY	
DRAWN BY R.SMITH	STARTED 8/14/95	BASE PART NUMBER 009930	
ENG MASSENBURG	SCALE 2:5	1 OF 2	

NOTES:

- 201 SET ITEM 38 AT 20 PSI MAX PRIOR TO OPERATION.
- 204 APPLY TEFLON TAPE.
- 206 APPLY SILICONE TO ITEM 40.
- 208 APPLY SILICONE TO O-RING.
- 209 PACKAGE WITH COMPLETE ASSEMBLY, USED ON FLYING BRIDGE.
- 210 DO NOT OVER TIGHTEN. TIGHTEN ELBOW (ITEM 43) ONLY ENOUGH TO SEAT O-RING (ITEM 53) AND ENDURE AN AIR TIGHT SEAL.
- 211 INSTALL FASTENERS INTO THREADED HOLES IN ITEM 34 (AIR CYLINDER).
- 212 APPLY LOCTITE 242 (OR EQUIVALENT) TO THREADS.



-3 & -4 CONFIGURATION

THIRD ANGLE PROJECTION		THIS DRAWING IS THE PROPERTY OF FLOW INTERNATIONAL CORPORATION AND IS NOT TO BE COPIED OR REPRODUCED WITHOUT THE WRITTEN CONSENT OF FLOW INTERNATIONAL CORPORATION.	
		MATERIAL	SEE BOM
REVISION AA	MODELED IN SOLIDWORKS	TITLE	METERING VALVE ASSEMBLY
DRAWN BY R.SMITH	STARTED 8/14/95		
ENG MASSENBURG	SCALE 2:5	BASE PART NUMBER	009930
			2 OF 2